



PHX WATER SMART

2021

INDUSTRIAL
PRETREATMENT
ANNUAL REPORT

PHOENIX
SCOTTSDALE
TEMPE
GILBERT
GLENDALE
MESA

ARIZONA



City of Phoenix
 WATER SERVICES DEPARTMENT
 ENVIRONMENTAL SERVICES DIVISION
 Quality Reliability Value

February 26, 2022

VIA ELECTRONIC MAIL TO:
pretreatment@azdeq.gov
HAND DELIVERED:

ADEQ Pretreatment
 Water Quality Utility Field Service Unit
 Arizona Department of Environmental
 Quality
 1110 West Washington Street Mail Code:
 5415B-1
 Phoenix, Arizona 85007-2952

Date: _____
 Received by: _____
 Printed Name
 Signature: _____
 Signed Name

To whom it may concern,

Re: **AZPDES Permit AZ0020559 – 23rd Avenue Wastewater Treatment Plant**
NPDES Permit AZ0020524 – 91st Avenue Wastewater Treatment Plant
Industrial Pretreatment Programs Annual Report

We are pleased to submit the Industrial Pretreatment Annual Report (Report) for the 23rd Avenue and 91st Avenue Wastewater Treatment Plants. Once again we are submitting a consolidated Report for both plants. The Report covers the reporting period beginning on January 1, 2021 and ending on December 31, 2021 and includes information required by the National Pollutant Discharge Elimination System Permit, effective December 1, 2016; and the Arizona Pollutant Discharge Elimination System Permits, effective August 5, 2019.

In addition to the City of Phoenix, this Report also includes Significant Industrial User compliance information from the Cities of Glendale, Mesa, Scottsdale, Tempe, and the Town of Gilbert.

Sincerely,

Troy Hayes
 Water Services Department Director

Enclosure

C: Amelia Whitson, EPA
 Edward Meza, Town of Gilbert
 David Nigh, City of Glendale
 David Gonzales, City of Mesa
 Krystal Heyer, City of Scottsdale

Richard Dalton, City of Tempe
 Linda Palumbo, City of Phoenix
 Stephen Wetherell, City of Phoenix
 Jesse D. Flores, City of Phoenix
 Chelsey Weaver, City of Phoenix

PRETREATMENT PROGRAM ANNUAL REPORT

For the Year Ending December 31, 2021

for the
23rd Avenue Wastewater Treatment Plant
(AZPDES Permit № AZ0020559)
the
91st Avenue Wastewater Treatment Plant
(NPDES Permit № AZ0020524)

PHOENIX, ARIZONA

TABLE OF CONTENTS

PART 1

WASTEWATER TREATMENT PLANTS & THE SUBREGIONAL OPERATING GROUP (SROG)

WWTPs AND SROG	SECTION 1.1
▪ WWTP AND SROG INTRODUCTION.....	1 - 3
▪ SYSTEM MAP.....	4
▪ SUMMARY OF PRIORITY POLLUTANT RESULTS	5
▪ 23RD AVENUE WWTP PRIORITY POLLUTANTS	6 - 19
▪ 91ST AVENUE WWTP PRIORITY POLLUTANTS	20 - 33
▪ UPSET, INTEFERENCE & PASSTHROUGH.....	34 - 35
▪ REVIEW OF LOCAL LIMITS	35 - 36
SIGNIFICANT NON-COMPLIANCE (SNC)	SECTION 1.2
▪ NUMERICAL HISTORY OF SIUS IN SNC	37
▪ GRAPHED HISTORY OF SIUS IN SNC	38
▪ SIUS IN SNC FOR 2021, TO BE PUBLISHED IN 2022	39
▪ 2021 NEWSPAPER PUBLICATION FOR 2020 SNCS	40 - 41
DEFINITIONS, LIMITS, AND FORMS	SECTION 1.3
▪ DEFINITIONS	42 – 45
▪ SROG LIMIT APPENDICES (EXCEPT TEMPE)	46 - 71
▪ TEMPE LIMIT APPENDICES	72 - 87
▪ GUIDE TO SIU COMPLIANCE STATUS REPORT FORM.....	88 - 93

PART 2
THE SROG CITY PRETREATMENT PROGRAMS

CITY OF GLENDALE	SECTION 2.1
▪ CERTIFICATION STATEMENT	94
▪ JURISDICTION DESCRIPTION	95
▪ PRETREATMENT PROGRAM CHANGES, P2, TRAINING, AND OTHER ACTIVITIES	96 - 97
▪ PRETREATMENT PROGRAM BUDGET & EXPENDITURES	98
▪ LIST OF SIUS	99
▪ SIU ADDITIONS, DELETIONS, AND NAME CHANGES	100
▪ ANNUAL PRETREATMENT PERFORMANCE SUMMARY	101
▪ SIU COMPLIANCE STATUS REPORTS	102 - 113
CITY OF MESA	SECTION 2.2
▪ CERTIFICATION STATEMENT	114
▪ JURISDICTION DESCRIPTION	115 - 116
▪ PRETREATMENT PROGRAM CHANGES, P2, TRAINING, AND OTHER ACTIVITIES	117 - 120
▪ PRETREATMENT PROGRAM BUDGET & EXPENDITURES	121
▪ LIST OF SIUS	122
▪ SIU ADDITIONS, DELETIONS, AND NAME CHANGES	123
▪ ANNUAL PRETREATMENT PERFORMANCE SUMMARY	124
▪ SIU COMPLIANCE STATUS REPORTS	125 - 132
CITY OF PHOENIX	SECTION 2.3
▪ CERTIFICATION STATEMENTS	133 - 134
▪ JURISDICTION DESCRIPTION	135
▪ PRETREATMENT PROGRAM CHANGES, P2, TRAINING, AND OTHER ACTIVITIES	136 - 144
▪ PRETREATMENT PROGRAM BUDGET & EXPENDITURES	145 - 147
▪ LIST OF SIUS	148 - 153
▪ SIU ADDITIONS, DELETIONS, AND NAME CHANGES	154 - 155
▪ ANNUAL PRETREATMENT PERFORMANCE SUMMARIES	156 - 157
▪ SIU COMPLIANCE STATUS REPORTS	158 - 353
CITY OF SCOTTSDALE	SECTION 2.4
▪ CERTIFICATION STATEMENT	354
▪ JURISDICTION DESCRIPTION	355 - 356
▪ PRETREATMENT PROGRAM CHANGES, P2, TRAINING, AND OTHER ACTIVITIES	357 - 358
▪ PRETREATMENT PROGRAM BUDGET & EXPENDITURES	359
▪ LIST OF SIUS	360
▪ SIU ADDITIONS, DELETIONS, AND NAME CHANGES	361
▪ ANNUAL PRETREATMENT PERFORMANCE SUMMARY	362
▪ SIU COMPLIANCE STATUS REPORTS	363 - 372

CITY OF TEMPE	SECTION 2.5
▪ CERTIFICATION STATEMENT	373
▪ JURISDICTION DESCRIPTION	374
▪ PRETREATMENT PROGRAM CHANGES, P2, TRAINING, AND OTHER ACTIVITIES	375 - 382
▪ PRETREATMENT PROGRAM BUDGET & EXPENDITURES	383
▪ LIST OF SIUS	384 - 385
▪ SIU ADDITIONS, DELETIONS, AND NAME CHANGES	386
▪ ANNUAL PRETREATMENT PERFORMANCE SUMMARY	387
▪ SIU COMPLIANCE STATUS REPORTS.....	388 - 447
 TOWN OF GILBERT	 SECTION 2.6
▪ CERTIFICATION STATEMENT	448
▪ JURISDICTION DESCRIPTION	449
▪ PRETREATMENT PROGRAM CHANGES, P2, TRAINING, AND OTHER ACTIVITIES	450 - 453
▪ PRETREATMENT PROGRAM BUDGET & EXPENDITURES	454
▪ LIST OF SIUS	455
▪ SIU ADDITIONS, DELETIONS, AND NAME CHANGES	456
▪ ANNUAL PRETREATMENT PERFORMANCE SUMMARY	457
▪ SIU COMPLIANCE STATUS REPORTS.....	458 - 467

SECTION 1.1

WWTPs & SROG

Introduction

The Sub-Regional Operating Group (SROG)



The Sub-Regional Operating Group, or SROG, was formed in 1979 pursuant to a joint exercise of powers agreement (SROG Agreement) between the Cities of Glendale, Mesa, Phoenix, Scottsdale, Tempe, and the Towns of Gilbert and Youngtown to jointly own and operate the 23rd and 91st Avenue Wastewater Treatment Plants (WWTP) and their interceptor systems. The 23rd Avenue WWTP was part of the SROG system until it was removed in 1983 through an amendment to the SROG Agreement and currently services only the City of Phoenix. Gilbert sold its purchased capacity in the system to Mesa in 1981 and Youngtown sold its purchased capacity in the system to Phoenix in 1995. Physical changes to the system were completed in late 1995. With these changes there are now five current SROG members.

The SROG system currently consists of the 91st Avenue WWTP, Salt River Outfall (SRO) Interceptor, the Southern Avenue Interceptor (SAI), and the 99th Avenue Interceptor.

Intergovernmental agreements exist between SROG members and non-SROG jurisdictions which allow third parties to discharge to the SROG system. Agreements exist between the following jurisdictions:

- City of Phoenix - City of Mesa - Town of Gilbert
- City of Phoenix - City of Scottsdale - Town of Paradise Valley
- City of Phoenix - City of Tempe - Town of Guadalupe

In addition to the sewer service agreements above, the Cities of Glendale, Peoria, Phoenix, and Tolleson jointly own and operate the 99th Avenue Interceptor, a major trunk sewer in the west Valley serving both the 91st Avenue and Tolleson WWTPs.

Each of these agreements contains requirements for all parties to implement appropriate Industrial Pretreatment Programs within their own jurisdictions. This annual report summarizes the activities of the pretreatment programs for the Cities of Glendale, Mesa, Phoenix, Scottsdale, Tempe, and the Town of Gilbert.

91st Avenue Wastewater Treatment Plant

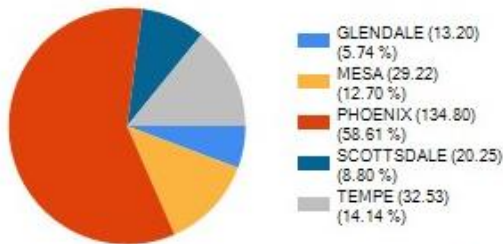
The original 91st Avenue WWTP, a 5 million gallon per day (mgd) cooperative venture between Glendale and Phoenix, was built in 1958. This plant was later replaced with a 45 mgd plant which was subsequently expanded in 1969, 1976, 1984, 1989, and 2009. Upon completion of the most recent expansion in 2010, the plant has a certified treatment capacity of 230 mgd, and receives an average daily flow of 143.7 million gallons.



SROG City Allocations into 91st Avenue WWTP			
City	Flow (mgd)	COD (lbs/day)	TSS (lbs/day)
Glendale	13.20	114,000	63,000
Mesa	29.22	168,000	90,000
Phoenix	134.80	708,000	356,000
Scottsdale	20.25	123,000	93,000
Tempe	32.53	233,000	96,000
SROG	230.00	1,346,000	698,000

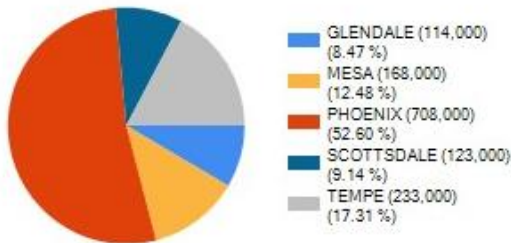
Purchased Capacity

Flow (MGD)



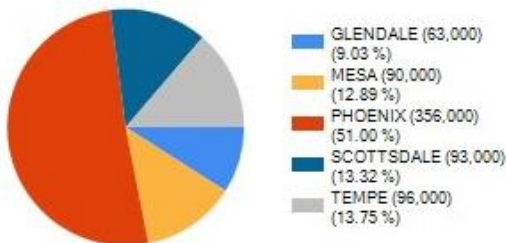
Purchased Capacity vs Monthly Flows

COD Loading (lbs/day)



View Current Loadings

TSS Loading (lbs/day)



Tres Rios Ecosystem Restoration and Flood Control Project

The 91st Avenue WWTP delivers treated wastewater to the Tres Rios Flow Regulating Wetlands. The wetland complex removes additional nutrients and metals from the treated water. Reclaimed water from the plant is also currently delivered, via the Salt and Gila rivers, to the Buckeye Irrigation Company (BIC) for agricultural use, and via pipeline to Arizona Public Service's Palo Verde Nuclear Generating Station which uses this water for cooling purposes. The 91st Avenue WWTP consistently meets all environmental standards.

In 1994, as part of a research project to determine if wetlands could polish effluent from the 91st Avenue WWTP. Phoenix, in cooperation with SROG and the U.S. Bureau of Reclamation, created the Tres Rios Constructed Wetlands Demonstration Project. A secondary goal of the project was to restore the riparian habitat for wildlife along the Salt River. Because of the success achieved with the demonstration wetlands, a full scale, 200+ acre wetland system was designed. Construction was completed with steady wastewater flow introduced in the spring of 2010. The full scale Tres Rios Ecosystem Restoration and Flood Control Project, which was 65% funded by the US Army Corp of Engineers and 35% funded by SROG, improved and enhanced a 7-mile long, 1500-acre section of the Salt and Gila Rivers in southwestern Phoenix. Currently portions of the constructed wetlands are open for passive recreational uses, such as bird watching, hiking, and horseback riding.

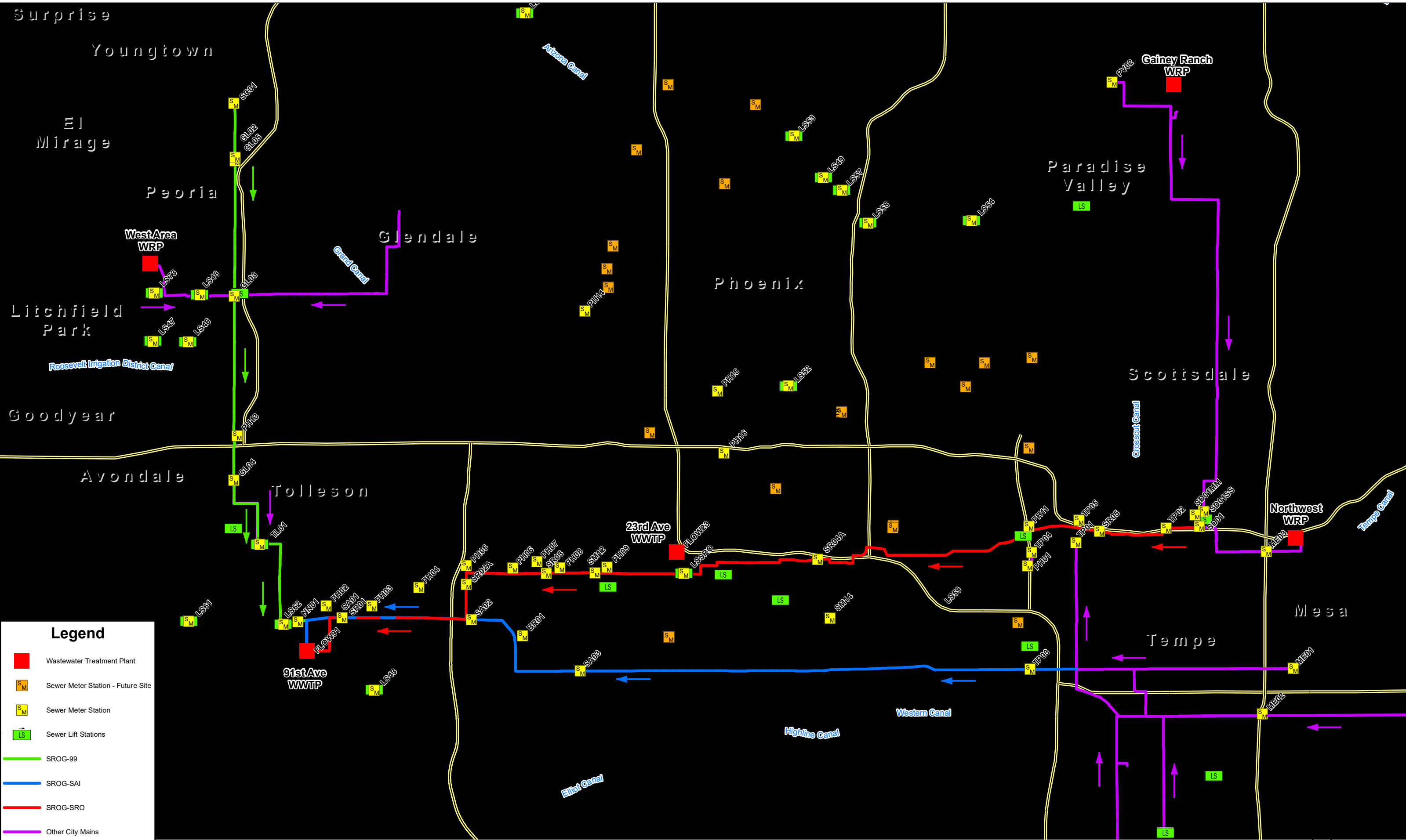
For more information regarding Tres Rios please visit <https://www.phoenix.gov/waterservices/tresrios/wetlandsinfo>.

23rd Avenue Wastewater Treatment Plant

The original 10 mgd 23rd Avenue WWTP, built in 1932, was expanded in 1946, 1962, and 1994. The plant was recertified following headworks modification and influent line reconstruction from 1994 to 1996, and currently has a treatment capacity of 63 mgd. 23rd Avenue WWTP currently receives an average daily flow of 33.53 million gallons. Approximately 10 mgd of flow is diverted to the 91st Avenue WWTP. Reclaimed water from the 23rd Avenue WWTP is delivered to the Roosevelt Irrigation District (RID) for non-food crop irrigation.



1947 Construction of Clarifier at 23rd Avenue WWTP

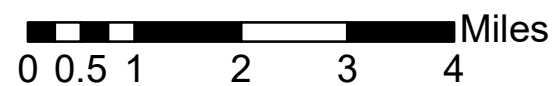


Legend

- Wastewater Treatment Plant
- Sewer Meter Station - Future Site
- Sewer Meter Station
- Sewer Lift Stations
- SROG-99
- SROG-SAI
- SROG-SRO
- Other City Mains

Created on Date: 01-14-2022
 Data Source: COP Enterprise GIS
 Created by: JDean2 For year ending December 31, 2021
 File Location: I:\Users\JDean\SROG Lines\SROG System Map 2022.mxd
 Note: Protected Critical Infrastructure Information and Exempt from Public Disclosure

WWTPs and Multi-City Joint Sewage Transmission Lines



Summary of Priority Pollutant Results

23rd Avenue Wastewater Treatment Plant
91st Avenue Wastewater Treatment Plant

Part III Section F.4.a. of the 91st Avenue WWTP NPDES Permit and Part V Section A.4.b. of the 23rd Avenue WWTP AZPDES Permit require the following to be included within this annual report:

A summary of analytical results from representative, flow proportioned, 24-hour composite sampling of the POTW's influent and effluent for those pollutants identified under CWA section 307(a) which are known or suspected to be discharged by nondomestic users. This will consist of an annual full priority pollutant scan, with quarterly samples analyzed only for those pollutants detected in the full scan. Influent or effluent monitoring data shall be provided for nonpriority pollutants which the Cities believe may be causing or contributing to Interferences or Pass Through. All sampling and analysis required under this paragraph must be performed using the test methods specified under 40 CFR 136. Sampling and analysis for asbestos is not required. Sludge sampling and analyses are covered elsewhere in this permit.

As required, a summary of analytical results for influent, effluent, and biosolids samples collected from the 23rd and 91st Avenue Wastewater Treatment Plants are presented in the following pages.

23rd Ave.

	Number of Observations	Number of Non-Detects	¹ Average	Maximum	Units
1,1,1-Trichloroethane					
Influent	4	4	All Non-Detect	-	µg/L
Effluent	5	5	All Non-Detect	-	µg/L
Biosolids	1	1	All Non-Detect	-	mg/kg Dry Wt
1,1,2,2-Tetrachloroethane					
Influent	4	4	All Non-Detect	-	µg/L
Effluent	4	4	All Non-Detect	-	µg/L
Biosolids	1	1	All Non-Detect	-	mg/kg Dry Wt
1,1,2-Trichloroethane					
Influent	4	4	All Non-Detect	-	µg/L
Effluent	5	5	All Non-Detect	-	µg/L
Biosolids	1	1	All Non-Detect	-	mg/kg Dry Wt
1,1-Dichloroethane					
Influent	4	4	All Non-Detect	-	µg/L
Effluent	4	4	All Non-Detect	-	µg/L
Biosolids	1	1	All Non-Detect	-	mg/kg Dry Wt
1,1-Dichloroethylene					
Influent	4	4	All Non-Detect	-	µg/L
Effluent	5	5	All Non-Detect	-	µg/L
Biosolids	1	1	All Non-Detect	-	mg/kg Dry Wt
1,2,4-Trichlorobenzene					
Influent	12	12	All Non-Detect	-	µg/L
Effluent	5	5	All Non-Detect	-	µg/L
Biosolids	4	4	All Non-Detect	-	mg/kg Dry Wt
1,2-Dichlorobenzene					
Influent	12	12	All Non-Detect	-	µg/L
Effluent	5	5	All Non-Detect	-	µg/L
Biosolids	4	4	All Non-Detect	-	mg/kg Dry Wt
1,2-Dichloroethane					
Influent	4	4	All Non-Detect	-	µg/L
Effluent	5	5	All Non-Detect	-	µg/L
Biosolids	1	1	All Non-Detect	-	mg/kg Dry Wt
1,2-Dichloropropane					
Influent	4	4	All Non-Detect	-	µg/L
Effluent	5	5	All Non-Detect	-	µg/L

23rd Ave.

Biosolids	1	1	All Non-Detect	-	mg/kg Dry Wt
1,2-Diphenylhydrazine					
Influent	12	12	All Non-Detect	-	µg/L
Effluent	4	4	All Non-Detect	-	µg/L
Biosolids	3	3	All Non-Detect	-	mg/kg Dry Wt
1,2-Trans-dichloroethylene (Trans-1,2-Dichloroethene)					
Influent	4	4	All Non-Detect	-	µg/L
Effluent	5	5	All Non-Detect	-	µg/L
Biosolids	1	1	All Non-Detect	-	mg/kg Dry Wt
1,3-Dichlorobenzene					
Influent	12	12	All Non-Detect	-	µg/L
Effluent	4	4	All Non-Detect	-	µg/L
Biosolids	4	4	All Non-Detect	-	mg/kg Dry Wt
1,3-Dichloropropylene (cis/trans-1,3-Dichloropropene)					
Influent	4	4	All Non-Detect	-	µg/L
Effluent	5	5	All Non-Detect	-	µg/L
Biosolids	1	1	All Non-Detect	-	mg/kg Dry Wt
1,4-Dichlorobenzene					
Influent	12	8	6.48	1.3	µg/L
Effluent	5	4	0.24	0.22	µg/L
Biosolids	4	4	All Non-Detect	-	mg/kg Dry Wt
2,3,7,8-TCDD (Dioxin)					
Influent	1	1	All Non-Detect	-	pg/L
Effluent	1	1	All Non-Detect	-	pg/L
Biosolids	1	1	All Non-Detect	-	ng/kg Dry Wt
2,4,6-Trichlorophenol					
Influent	12	12	All Non-Detect	-	µg/L
Effluent	4	4	All Non-Detect	-	µg/L
Biosolids	3	3	All Non-Detect	-	mg/kg Dry Wt
2,4-Dichlorophenol					
Influent	12	12	All Non-Detect	-	µg/L
Effluent	4	4	All Non-Detect	-	µg/L
Biosolids	3	33	All Non-Detect	-	mg/kg Dry Wt
2,4-Dimethylphenol					
Influent	12	12	All Non-Detect	-	µg/L
Effluent	4	4	All Non-Detect	-	µg/L
Biosolids	3	3	All Non-Detect	-	mg/kg Dry Wt

23rd Ave.

2,4-Dinitrophenol

Influent	12	12	All Non-Detect	-	µg/L
Effluent	4	4	All Non-Detect	-	µg/L
Biosolids	3	3	All Non-Detect	-	mg/kg Dry Wt

2,4-Dinitrotoluene

Influent	12	12	All Non-Detect	-	µg/L
Effluent	4	4	All Non-Detect	-	µg/L
Biosolids	3	3	All Non-Detect	-	mg/kg Dry Wt

2,6-Dinitrotoluene

Influent	12	12	All Non-Detect	-	µg/L
Effluent	4	4	All Non-Detect	-	µg/L
Biosolids	3	3	All Non-Detect	-	mg/kg Dry Wt

2-Chloroethyl vinyl ethers

Influent	2	2	All Non-Detect	-	µg/L
Effluent	2	2	All Non-Detect	-	µg/L
Biosolids	1	1	All Non-Detect	-	mg/kg Dry Wt

2-Chloronaphthalene

Influent	12	12	All Non-Detect	-	µg/L
Effluent	4	4	All Non-Detect	-	µg/L
Biosolids	3	3	All Non-Detect	-	mg/kg Dry Wt

2-Chlorophenol

Influent	12	12	All Non-Detect	-	µg/L
Effluent	4	4	All Non-Detect	-	µg/L
Biosolids	3	3	All Non-Detect	-	mg/kg Dry Wt

2-Nitrophenol

Influent	12	12	All Non-Detect	-	µg/L
Effluent	4	4	All Non-Detect	-	µg/L
Biosolids	3	3	All Non-Detect	-	mg/kg Dry Wt

3,3-Dichlorobenzidine

Influent	12	12	All Non-Detect	-	µg/L
Effluent	4	4	All Non-Detect	-	µg/L
Biosolids	3	3	All Non-Detect	-	mg/kg Dry Wt

4,4-DDD

Influent	12	12	All Non-Detect	-	µg/L
Effluent	3	3	All Non-Detect	-	µg/L
Biosolids	1	1	All Non-Detect	-	mg/kg Dry Wt

4,4-DDE

Influent	12	12	All Non-Detect	-	µg/L
----------	----	----	----------------	---	------

23rd Ave.

Effluent	3	3	All Non-Detect	-	µg/L
Biosolids	1	1	All Non-Detect	-	mg/kg Dry Wt
4,4-DDT					
Influent	12	12	All Non-Detect	-	µg/L
Effluent	3	3	All Non-Detect	-	µg/L
Biosolids	1	1	All Non-Detect	-	mg/kg Dry Wt
4,6-Dinitro-o-cresol (2-Methyl-4,6-dinitrophenol)					
Influent	12	12	All Non-Detect	-	µg/L
Effluent	4	4	All Non-Detect	-	µg/L
Biosolids	3	3	All Non-Detect	-	mg/kg Dry Wt
4-Bromophenyl phenyl ether					
Influent	12	12	All Non-Detect	-	µg/L
Effluent	4	4	All Non-Detect	-	µg/L
Biosolids	3	3	All Non-Detect	-	mg/kg Dry Wt
4-Chlorophenyl phenyl ether					
Influent	12	12	All Non-Detect	-	µg/L
Effluent	4	4	All Non-Detect	-	µg/L
Biosolids	3	3	All Non-Detect	-	mg/kg Dry Wt
4-Nitrophenol					
Influent	12	12	All Non-Detect	-	µg/L
Effluent	4	4	All Non-Detect	-	µg/L
Biosolids	3	3	All Non-Detect	-	mg/kg Dry Wt
Acenaphthene					
Influent	12	12	All Non-Detect	-	µg/L
Effluent	4	4	All Non-Detect	-	µg/L
Biosolids	3	3	All Non-Detect	-	mg/kg Dry Wt
Acenaphthylene					
Influent	12	12	All Non-Detect	-	µg/L
Effluent	4	4	All Non-Detect	-	µg/L
Biosolids	3	3	All Non-Detect	-	mg/kg Dry Wt
Acrolein					
Influent	2	2	All Non-Detect	-	µg/L
Effluent	2	2	All Non-Detect	-	µg/L
Biosolids	1	1	All Non-Detect	-	mg/kg Dry Wt
Acrylonitrile					
Influent	2	2	All Non-Detect	-	µg/L
Effluent	2	2	All Non-Detect	-	µg/L
Biosolids	1	1	All Non-Detect	-	mg/kg Dry Wt

23rd Ave.

Aldrin

Influent	12	12	All Non-Detect	-	µg/L
Effluent	3	3	All Non-Detect	-	µg/L
Biosolids	1	1	All Non-Detect	-	mg/kg Dry Wt

Alpha-BHC

Influent	12	12	All Non-Detect	-	µg/L
Effluent	2	2	All Non-Detect	-	µg/L
Biosolids	1	1	All Non-Detect	-	mg/kg Dry Wt

Alpha-endosulfan (Endosulfan I)

Influent	12	12	All Non-Detect	-	ug/L
Effluent	2	2	All Non-Detect	-	ug/L
Biosolids	1	1	All Non-Detect	-	mg/kg Dry Wt

Anthracene

Influent	12	12	All Non-Detect	-	µg/L
Effluent	4	4	All Non-Detect	-	µg/L
Biosolids	3	3	All Non-Detect	-	mg/kg Dry Wt

Antimony

Influent	12	12	All Non-Detect	-	mg/L
Effluent	4	4	All Non-Detect	-	mg/L
Biosolids	4	3	2.43	4.6	mg/kg Dry Wt

Arsenic

Influent	12	10	0.0024	0.0086	mg/L
Effluent	4	4	All Non-Detect	-	mg/L
Biosolids	4	0	16.4	26.7	mg/kg Dry Wt

Benzene

Influent	4	4	All Non-Detect	-	µg/L
Effluent	5	5	All Non-Detect	-	µg/L
Biosolids	1	1	All Non-Detect	-	mg/kg Dry Wt

Benzidine

Influent	12	12	All Non-Detect	-	µg/L
Effluent	4	4	All Non-Detect	-	µg/L
Biosolids	3	3	All Non-Detect	-	mg/kg Dry Wt

Benzo(a) anthracene

Influent	12	12	All Non-Detect	-	µg/L
Effluent	4	4	All Non-Detect	-	µg/L
Biosolids	3	3	All Non-Detect	-	mg/kg Dry Wt

Benzo(a)pyrene

23rd Ave.

Influent	12	12	All Non-Detect	-	µg/L
Effluent	5	5	All Non-Detect	-	µg/L
Biosolids	3	3	All Non-Detect	-	mg/kg Dry Wt
Benzo(b) fluoranthene					
Influent	12	12	All Non-Detect	-	µg/L
Effluent	4	4	All Non-Detect	-	µg/L
Biosolids	3	3	All Non-Detect	-	mg/kg Dry Wt
Benzo(ghi) perylene					
Influent	12	12	All Non-Detect	-	µg/L
Effluent	4	4	All Non-Detect	-	µg/L
Biosolids	3	3	All Non-Detect	-	mg/kg Dry Wt
Benzo(k) fluoranthene					
Influent	12	12	All Non-Detect	-	µg/L
Effluent	4	4	All Non-Detect	-	µg/L
Biosolids	3	3	All Non-Detect	-	mg/kg Dry Wt
Beryllium					
Influent	12	9	0.00018	0.007	µg/L
Effluent	4	4	All Non-Detect	-	µg/L
Biosolids	4	4	All Non-Detect	-	mg/kg Dry Wt
Beta-BHC					
Influent	12	12	All Non-Detect	-	µg/L
Effluent	2	2	All Non-Detect	-	µg/L
Biosolids	1	1	All Non-Detect	-	mg/kg Dry Wt
Beta-endosulfan (Endosulfan II)					
Influent	12	12	All Non-Detect	-	µg/L
Effluent	2	2	All Non-Detect	-	µg/L
Biosolids	1	1	All Non-Detect	-	mg/kg Dry Wt
Bis(2-chloroethoxy) methane					
Influent	12	12	All Non-Detect	-	µg/L
Effluent	4	4	All Non-Detect	-	µg/L
Biosolids	3	3	All Non-Detect	-	mg/kg Dry Wt
Bis(2-chloroethyl) ether					
Influent	12	12	All Non-Detect	-	µg/L
Effluent	4	4	All Non-Detect	-	µg/L
Biosolids	3	3	All Non-Detect	-	mg/kg Dry Wt
Bis(2-chloroisopropyl) ether					
Influent	12	12	All Non-Detect	-	µg/L
Effluent	4	4	All Non-Detect	-	µg/L

23rd Ave.

Biosolids	3	3	All Non-Detect	-	mg/kg Dry Wt
Bis(2-ethylhexyl) phthalate					
Influent	12	12	All Non-Detect	-	µg/L
Effluent	5	5	All Non-Detect	-	µg/L
Biosolids	3	0	19	29	mg/kg Dry Wt
Boron (Non Priority Pollutant studied for Local Limits Monitoring)					
Influent	12	0	0.320	0.349	mg/L
Effluent	4	0	0.320	0.324	mg/L
Biosolids	0	0	N/A	-	mg/kg Dry Wt
Bromoform					
Influent	4	4	All Non-Detect	-	µg/L
Effluent	5	3	0.36	0.74	µg/L
Biosolids	1	1	All Non-Detect	-	mg/kg Dry Wt
Bromomethane					
Influent	4	4	All Non-Detect	-	µg/L
Effluent	4	4	All Non-Detect	-	µg/L
Biosolids	1	1	All Non-Detect	-	mg/kg Dry Wt
Butyl benzyl phthalate					
Influent	12	12	All Non-Detect	-	µg/L
Effluent	4	3	2.03	2.7	µg/L
Biosolids	3	3	All Non-Detect	-	mg/kg Dry Wt
Cadmium					
Influent	12	12	All Non-Detect	-	mg/L
Effluent	4	4	All Non-Detect	-	mg/L
Biosolids	4	4	All Non-Detect	-	mg/kg Dry Wt
Carbon tetrachloride					
Influent	4	4	All Non-Detect	-	µg/L
Effluent	5	5	All Non-Detect	-	µg/L
Biosolids	1	1	All Non-Detect	-	mg/kg Dry Wt
Chlordane					
Influent	12	12	All Non-Detect	-	µg/L
Effluent	3	3	All Non-Detect	-	µg/L
Biosolids	1	1	All Non-Detect	-	mg/kg Dry Wt
Chlorobenzene					
Influent	4	4	All Non-Detect	-	µg/L
Effluent	5	5	All Non-Detect	-	µg/L
Biosolids	1	1	All Non-Detect	-	mg/kg Dry Wt

23rd Ave.

Bromodichloromethane

Influent	4	0	0.59	0.7	µg/L
Effluent	5	0	8.3	19	µg/L
Biosolids	1	1	All Non-Detect	-	mg/kg Dry Wt

Chloroethane

Influent	4	4	All Non-Detect	-	µg/L
Effluent	4	4	All Non-Detect	-	µg/L
Biosolids	1	1	All Non-Detect	-	mg/kg Dry Wt

Chloroform

Influent	4	0	4.6	6.2	µg/L
Effluent	5	0	11.2	23	µg/L
Biosolids	1	1	All Non-Detect	-	mg/kg Dry Wt

Chromium

Influent	12	0	0.0100	0.0327	mg/L
Effluent	4	2	0.0012	0.0027	mg/L
Biosolids	4	0	65.5	74.2	mg/kg Dry Wt

Chrysene

Influent	12	12	All Non-Detect	-	µg/L
Effluent	4	4	All Non-Detect	-	µg/L
Biosolids	3	3	All Non-Detect	-	mg/kg Dry Wt

Copper

Influent	12	0	0.121	0.171	mg/L
Effluent	4	3	0.005	0.006	mg/L
Biosolids	4	0	823	982	mg/kg Dry Wt

Cyanide, Total (Cyanide samples are discrete samples)

Influent	2	2	All Non-Detect	-	mg/L
Effluent	2	2	All Non-Detect	-	mg/L
Biosolids	4	1	9.68	26	mg/kg Dry Wt

Delta-BHC

Influent	12	12	All Non-Detect	-	µg/L
Effluent	2	2	All Non-Detect	-	µg/L
Biosolids	1	1	All Non-Detect	-	mg/kg Dry Wt

Dibenzo(a,h) anthracene

Influent	12	12	All Non-Detect	-	µg/L
Effluent	4	4	All Non-Detect	-	µg/L
Biosolids	3	3	All Non-Detect	-	mg/kg Dry Wt

Dibromochloromethane

Influent	4	1	0.44	0.57	µg/L
----------	---	---	------	------	------

23rd Ave.

Effluent	5	2	3.60	8.3	µg/L
Biosolids	1	1	All Non-Detect	-	mg/kg Dry Wt
Dieldrin					
Influent	12	12	All Non-Detect	-	µg/L
Effluent	3	3	All Non-Detect	-	µg/L
Biosolids	1	1	All Non-Detect	-	mg/kg Dry Wt
Diethyl phthalate					
Influent	12	12	All Non-Detect	-	µg/L
Effluent	4	3	6.69	15.4	µg/L
Biosolids	3	3	All Non-Detect	-	mg/kg Dry Wt
Dimethyl phthalate					
Influent	12	12	All Non-Detect	-	µg/L
Effluent	4	4	All Non-Detect	-	µg/L
Biosolids	3	3	All Non-Detect	-	mg/kg Dry Wt
Di-n-butyl phthalate					
Influent	12	12	All Non-Detect	-	µg/L
Effluent	4	4	All Non-Detect	-	µg/L
Biosolids	3	3	All Non-Detect	-	mg/kg Dry Wt
Di-n-octyl phthalate					
Influent	12	12	All Non-Detect	-	µg/L
Effluent	4	4	All Non-Detect	-	µg/L
Biosolids	3	3	All Non-Detect	-	mg/kg Dry Wt
Endosulfan sulfate					
Influent	12	12	All Non-Detect	-	µg/L
Effluent	2	2	All Non-Detect	-	µg/L
Biosolids	1	1	All Non-Detect	-	mg/kg Dry Wt
Endrin					
Influent	12	12	All Non-Detect	-	µg/L
Effluent	4	4	All Non-Detect	-	µg/L
Biosolids	1	1	All Non-Detect	-	mg/kg Dry Wt
Endrin aldehyde					
Influent	12	12	All Non-Detect	-	µg/L
Effluent	2	2	All Non-Detect	-	µg/L
Biosolids	1	1	All Non-Detect	-	mg/kg Dry Wt
Ethylbenzene					
Influent	4	4	All Non-Detect	-	µg/L
Effluent	5	5	All Non-Detect	-	µg/L
Biosolids	1	1	All Non-Detect	-	mg/kg Dry Wt

23rd Ave.

Fluoranthene

Influent	12	12	All Non-Detect	-	µg/L
Effluent	4	4	All Non-Detect	-	µg/L
Biosolids	3	3	All Non-Detect	-	mg/kg Dry Wt

Fluorene

Influent	12	12	All Non-Detect	-	µg/L
Effluent	4	4	All Non-Detect	-	µg/L
Biosolids	3	3	All Non-Detect	-	mg/kg Dry Wt

Fluoride (Non Priority Pollutant studied for Local Limits Monitoring)

Influent	12	0	0.76	0.90	mg/L
Effluent	1	0	0.70	0.70	mg/L
Biosolids	0	0	-	-	mg/kg Dry Wt

Gamma-BHC

Influent	12	12	All Non-Detect	-	µg/L
Effluent	4	4	All Non-Detect	-	µg/L
Biosolids	1	1	All Non-Detect	-	mg/kg Dry Wt

Heptachlor

Influent	12	12	All Non-Detect	-	µg/L
Effluent	4	4	All Non-Detect	-	µg/L
Biosolids	1	1	All Non-Detect	-	mg/kg Dry Wt

Heptachlor epoxide

Influent	12	12	All Non-Detect	-	µg/L
Effluent	4	4	All Non-Detect	-	µg/L
Biosolids	1	1	All Non-Detect	-	mg/kg Dry Wt

Hexachlorobenzene

Influent	12	12	All Non-Detect	-	µg/L
Effluent	5	5	All Non-Detect	-	µg/L
Biosolids	3	3	All Non-Detect	-	mg/kg Dry Wt

Hexachlorobutadiene

Influent	12	12	All Non-Detect	-	µg/L
Effluent	5	5	All Non-Detect	-	µg/L
Biosolids	4	4	All Non-Detect	-	mg/kg Dry Wt

Hexachlorocyclopentadiene

Influent	12	12	All Non-Detect	-	µg/L
Effluent	4	4	All Non-Detect	-	µg/L
Biosolids	3	3	All Non-Detect	-	mg/kg Dry Wt

Hexachloroethane

23rd Ave.

Influent	12	12	All Non-Detect	-	µg/L
Effluent	4	4	All Non-Detect	-	µg/L
Biosolids	3	3	All Non-Detect	-	mg/kg Dry Wt
Indeno (1,2,3-cd) pyrene					
Influent	12	12	All Non-Detect	-	µg/L
Effluent	4	4	All Non-Detect	-	µg/L
Biosolids	3	3	All Non-Detect	-	mg/kg Dry Wt
Isophorone					
Influent	12	12	All Non-Detect	-	µg/L
Effluent	4	4	All Non-Detect	-	µg/L
Biosolids	3	3	All Non-Detect	-	mg/kg Dry Wt
Lead					
Influent	12	0	0.0046	0.0074	mg/L
Effluent	4	4	All Non-Detect	-	mg/L
Biosolids	5	5	All Non-Detect	-	mg/kg Dry Wt
Mercury					
Influent	12	7	0.00012	0.000305	mg/L
Effluent	4	4	All Non-Detect	-	mg/L
Biosolids	4	0	0.86	1.4	mg/kg Dry Wt
Methyl bromide (Bromomethane)					
Influent	4	4	All Non-Detect	-	mg/L
Effluent	4	4	All Non-Detect	-	mg/L
Biosolids	1	1	All Non-Detect	-	mg/kg Dry Wt
Methyl chloride (Chloromethane)					
Influent	4	1	0.78	1.8	mg/L
Effluent	5	4	All Non-Detect	-	mg/L
Biosolids	1	1	All Non-Detect	-	mg/kg Dry Wt
Methylene chloride (Dichloromethane)					
Influent	4	1	1.1	1.8	mg/L
Effluent	5	5	All Non-Detect	-	mg/L
Biosolids	1	1	All Non-Detect	-	mg/kg Dry Wt
Molybdenum (Non Priority Pollutant studied for Local Limits Monitoring)					
Influent	12	0	0.0091	0.0135	mg/L
Effluent	4	0	0.0600	0.0066	mg/L
Biosolids	4	0	18.3	18.9	mg/kg Dry Wt
Naphthalene					
Influent	12	12	All Non-Detect	-	µg/L
Effluent	5	5	All Non-Detect	-	µg/L

23rd Ave.

Biosolids	4	4	All Non-Detect	-	mg/kg Dry Wt
Nickel					
Influent	12	1	0.008	0.019	mg/L
Effluent	4	1	0.006	0.013	mg/L
Biosolids	4	0	35.5	38.5	mg/kg Dry Wt
Nitrobenzene					
Influent	12	12	All Non-Detect	-	µg/L
Effluent	4	4	All Non-Detect	-	µg/L
Biosolids	3	3	All Non-Detect	-	mg/kg Dry Wt
N-nitrosodimethylamine					
Influent	12	12	All Non-Detect	-	µg/L
Effluent	4	4	All Non-Detect	-	µg/L
Biosolids	3	3	All Non-Detect	-	mg/kg Dry Wt
N-nitrosodi-n-propylamine					
Influent	12	12	All Non-Detect	-	µg/L
Effluent	4	4	All Non-Detect	-	µg/L
Biosolids	3	3	All Non-Detect	-	mg/kg Dry Wt
N-nitrosodiphenylamine					
Influent	12	12	All Non-Detect	-	µg/L
Effluent	4	4	All Non-Detect	-	µg/L
Biosolids	3	3	All Non-Detect	-	mg/kg Dry Wt
Parachlorometa cresol (4-Chloro-3-methylphenol)					
Influent	12	12	All Non-Detect	-	µg/L
Effluent	4	4	All Non-Detect	-	µg/L
Biosolids	3	3	All Non-Detect	-	mg/kg Dry Wt
PCB-1016 (Arochlor 1016)					
Influent	12	12	All Non-Detect	-	µg/L
Effluent	3	3	All Non-Detect	-	µg/L
Biosolids	1	1	All Non-Detect	-	mg/kg Dry Wt
PCB-1221 (Arochlor 1221)					
Influent	12	12	All Non-Detect	-	µg/L
Effluent	3	3	All Non-Detect	-	µg/L
Biosolids	1	1	All Non-Detect	-	mg/kg Dry Wt
PCB-1232 (Arochlor 1232)					
Influent	12	12	All Non-Detect	-	µg/L
Effluent	3	3	All Non-Detect	-	µg/L
Biosolids	1	1	All Non-Detect	-	mg/kg Dry Wt

23rd Ave.

PCB-1242 (Arochlor 1242)

Influent	12	12	All Non-Detect	-	µg/L
Effluent	3	3	All Non-Detect	-	µg/L
Biosolids	1	1	All Non-Detect	-	mg/kg Dry Wt

PCB-1248 (Arochlor 1248)

Influent	12	12	All Non-Detect	-	µg/L
Effluent	3	3	All Non-Detect	-	µg/L
Biosolids	1	1	All Non-Detect	-	mg/kg Dry Wt

PCB-1254 (Arochlor 1254)

Influent	12	12	All Non-Detect	-	µg/L
Effluent	3	3	All Non-Detect	-	µg/L
Biosolids	1	1	All Non-Detect	-	mg/kg Dry Wt

PCB-1260 (Arochlor 1260)

Influent	12	12	All Non-Detect	-	µg/L
Effluent	3	3	All Non-Detect	-	µg/L
Biosolids	1	1	All Non-Detect	-	mg/kg Dry Wt

Pentachlorophenol

Influent	12	12	All Non-Detect	-	µg/L
Effluent	5	5	All Non-Detect	-	µg/L
Biosolids	3	3	All Non-Detect	-	mg/kg Dry Wt

Phenanthrene

Influent	12	12	All Non-Detect	-	µg/L
Effluent	4	4	All Non-Detect	-	µg/L
Biosolids	3	3	All Non-Detect	-	mg/kg Dry Wt

Phenol

Influent	12	3	25.95	33.3	µg/L
Effluent	4	2	1.59	3.3	µg/L
Biosolids	3	3	All Non-Detect	-	mg/kg Dry Wt

Pyrene

Influent	12	12	All Non-Detect	-	µg/L
Effluent	4	4	All Non-Detect	-	µg/L
Biosolids	3	3	All Non-Detect	-	mg/kg Dry Wt

Selenium

Influent	12	12	All Non-Detect	-	mg/L
Effluent	4	4	All Non-Detect	-	mg/L
Biosolids	4	1	3.5	5	mg/kg Dry Wt

Silver

Influent	12	10	0.00063	0.0005	mg/L
----------	----	----	---------	--------	------

23rd Ave.

Effluent	4	4	All Non-Detect	-	mg/L
Biosolids	4	4	All Non-Detect	-	mg/kg Dry Wt
Tetrachloroethylene					
Influent	4	4	All Non-Detect	-	µg/L
Effluent	5	5	All Non-Detect	-	µg/L
Biosolids	1	1	All Non-Detect	-	mg/kg Dry Wt
Thallium					
Influent	12	12	All Non-Detect	-	mg/L
Effluent	4	4	All Non-Detect	-	mg/L
Biosolids	4	4	All Non-Detect	-	mg/kg Dry Wt
Toluene					
Influent	4	0	1.06	1.8	µg/L
Effluent	5	5	All Non-Detect	-	µg/L
Biosolids	1	1	All Non-Detect	-	mg/kg Dry Wt
Toxaphene					
Influent	12	12	All Non-Detect	-	µg/L
Effluent	3	3	All Non-Detect	-	µg/L
Biosolids	1	1	All Non-Detect	-	mg/kg Dry Wt
Trichloroethylene (Trichloroethene)					
Influent	4	4	All Non-Detect	-	µg/L
Effluent	4	4	All Non-Detect	-	µg/L
Biosolids	1	1	All Non-Detect	-	mg/kg Dry Wt
Vinyl chloride					
Influent	4	4	All Non-Detect	-	mg/L
Effluent	5	5	All Non-Detect	-	mg/L
Biosolids	1	1	All Non-Detect	-	mg/kg Dry Wt
Zinc					
Influent	12	0	0.170	0.245	mg/L
Effluent	4	0	0.045	0.049	mg/L
Biosolids	4	0	972	1150	mg/kg Dry Wt

¹Average calculations include non-detect values. Non-detect values were multiplied by 0.5. Due to varying laboratory reporting levels, the average can exceed the maximum in some cases. No average was calculated when all results were non-detects.

91st Ave

	Number of Observations	Number of Non-Detects	¹ Average	Maximum	Units
1,1,1-Trichloroethane					
Influent	4	4	All Non-Detect	-	µg/L
Effluent	6	6	All Non-Detect	-	µg/L
Biosolids	5	5	All Non-Detect	-	mg/kg Dry Wt
1,1,2,2-Tetrachloroethane					
Influent	4	4	All Non-Detect	-	µg/L
Effluent	4	4	All Non-Detect	-	µg/L
Biosolids	5	5	All Non-Detect	-	mg/kg Dry Wt
1,1,2-Trichloroethane					
Influent	4	4	All Non-Detect	-	µg/L
Effluent	6	6	All Non-Detect	-	µg/L
Biosolids	5	5	All Non-Detect	-	mg/kg Dry Wt
1,1-Dichloroethane					
Influent	4	4	All Non-Detect	-	µg/L
Effluent	4	4	All Non-Detect	-	µg/L
Biosolids	5	5	All Non-Detect	-	mg/kg Dry Wt
1,1-Dichloroethylene					
Influent	4	4	All Non-Detect	-	µg/L
Effluent	6	6	All Non-Detect	-	µg/L
Biosolids	6	6	All Non-Detect	-	mg/kg Dry Wt
1,2,4-Trichlorobenzene					
Influent	12	12	All Non-Detect	-	µg/L
Effluent	14	14	All Non-Detect	-	µg/L
Biosolids	9	9	All Non-Detect	-	mg/kg Dry Wt
1,2-Dichlorobenzene					
Influent	12	12	All Non-Detect	-	µg/L
Effluent	14	14	All Non-Detect	-	µg/L
Biosolids	9	9	All Non-Detect	-	mg/kg Dry Wt
1,2-Dichloroethane					
Influent	4	4	All Non-Detect	-	µg/L
Effluent	6	6	All Non-Detect	-	µg/L
Biosolids	6	6	All Non-Detect	-	mg/kg Dry Wt
1,2-Dichloropropane					
Influent	4	4	All Non-Detect	-	µg/L
Effluent	6	6	All Non-Detect	-	µg/L

91st Ave

Biosolids	5	5	All Non-Detect	-	mg/kg Dry Wt
1,2-Diphenylhydrazine					
Influent	12	12	All Non-Detect	-	µg/L
Effluent	12	12	All Non-Detect	-	µg/L
Biosolids	4	4	All Non-Detect	-	mg/kg Dry Wt
1,2-Trans-dichloroethylene (Trans-1,2-Dichloroethene)					
Influent	4	4	All Non-Detect	-	µg/L
Effluent	6	6	All Non-Detect	-	µg/L
Biosolids	5	5	All Non-Detect	-	mg/kg Dry Wt
1,3-Dichlorobenzene					
Influent	12	12	All Non-Detect	-	µg/L
Effluent	12	12	All Non-Detect	-	µg/L
Biosolids	9	9	All Non-Detect	-	mg/kg Dry Wt
1,3-Dichloropropylene (trans/cis-1,3-Dichloropropene)					
Influent	4	4	All Non-Detect	-	µg/L
Effluent	6	6	All Non-Detect	-	µg/L
Biosolids	5	5	All Non-Detect	-	mg/kg Dry Wt
1,4-Dichlorobenzene					
Influent	12	11	8.15	1.9	µg/L
Effluent	14	12	0.4	0.2	µg/L
Biosolids	10	10	All Non-Detect	-	mg/kg Dry Wt
2,3,7,8-TCDD (Dioxin)					
Influent	2	2	All Non-Detect	-	pg/L
Effluent	4	4	All Non-Detect	-	pg/L
Biosolids	4	4	All Non-Detect	-	mg/kg Dry Wt
2,4,6-Trichlorophenol					
Influent	12	12	All Non-Detect	-	µg/L
Effluent	12	12	All Non-Detect	-	µg/L
Biosolids	4	4	All Non-Detect	-	mg/kg Dry Wt
2,4-Dichlorophenol					
Influent	12	12	All Non-Detect	-	µg/L
Effluent	12	12	All Non-Detect	-	µg/L
Biosolids	4	4	All Non-Detect	-	mg/kg Dry Wt
2,4-Dimethylphenol					
Influent	12	12	All Non-Detect	-	µg/L
Effluent	12	12	All Non-Detect	-	µg/L
Biosolids	4	4	All Non-Detect	-	mg/kg Dry Wt

91st Ave

2,4-Dinitrophenol

Influent	12	12	All Non-Detect	-	µg/L
Effluent	12	12	All Non-Detect	-	µg/L
Biosolids	4	4	All Non-Detect	-	mg/kg Dry Wt

2,4-Dinitrotoluene

Influent	12	12	All Non-Detect	-	µg/L
Effluent	12	12	All Non-Detect	-	µg/L
Biosolids	4	4	All Non-Detect	-	mg/kg Dry Wt

2,6-Dinitrotoluene

Influent	12	12	All Non-Detect	-	µg/L
Effluent	12	12	All Non-Detect	-	µg/L
Biosolids	4	4	All Non-Detect	-	mg/kg Dry Wt

2-Chloroethyl vinyl ethers

Influent	4	4	All Non-Detect	-	µg/L
Effluent	4	4	All Non-Detect	-	µg/L
Biosolids	5	5	All Non-Detect	-	mg/kg Dry Wt

2-Chloronaphthalene

Influent	12	12	All Non-Detect	-	µg/L
Effluent	12	12	All Non-Detect	-	µg/L
Biosolids	4	4	All Non-Detect	-	mg/kg Dry Wt

2-Chlorophenol

Influent	12	12	All Non-Detect	-	µg/L
Effluent	12	12	All Non-Detect	-	µg/L
Biosolids	4	4	All Non-Detect	-	mg/kg Dry Wt

2-Nitrophenol

Influent	12	12	All Non-Detect	-	µg/L
Effluent	12	12	All Non-Detect	-	µg/L
Biosolids	4	4	All Non-Detect	-	mg/kg Dry Wt

3,3-Dichlorobenzidine

Influent	12	12	All Non-Detect	-	µg/L
Effluent	12	12	All Non-Detect	-	µg/L
Biosolids	4	4	All Non-Detect	-	mg/kg Dry Wt

4,4-DDD

Influent	12	12	All Non-Detect	-	µg/L
Effluent	14	14	All Non-Detect	-	µg/L
Biosolids	5	5	All Non-Detect	-	mg/kg Dry Wt

4,4-DDE

Influent	12	12	All Non-Detect	-	µg/L
----------	----	----	----------------	---	------

91st Ave

Effluent	14	14	All Non-Detect	-	µg/L
Biosolids	5	5	All Non-Detect	-	mg/kg Dry Wt
4,4-DDT					
Influent	12	12	All Non-Detect	-	µg/L
Effluent	14	14	All Non-Detect	-	µg/L
Biosolids	5	5	All Non-Detect	-	mg/kg Dry Wt
4,6-Dinitro-o-cresol (2-Methyl-4,6-dinitrophenol)					
Influent	12	12	All Non-Detect	-	µg/L
Effluent	12	12	All Non-Detect	-	µg/L
Biosolids	4	4	All Non-Detect	-	mg/kg Dry Wt
4-Bromophenyl phenyl ether					
Influent	12	12	All Non-Detect	-	µg/L
Effluent	12	12	All Non-Detect	-	µg/L
Biosolids	4	4	All Non-Detect	-	mg/kg Dry Wt
4-Chlorophenyl phenyl ether					
Influent	12	12	All Non-Detect	-	µg/L
Effluent	12	12	All Non-Detect	-	µg/L
Biosolids	4	4	All Non-Detect	-	mg/kg Dry Wt
4-Nitrophenol					
Influent	12	12	All Non-Detect	-	µg/L
Effluent	12	12	All Non-Detect	-	µg/L
Biosolids	4	4	All Non-Detect	-	mg/kg Dry Wt
Acenaphthene					
Influent	12	12	All Non-Detect	-	µg/L
Effluent	12	12	All Non-Detect	-	µg/L
Biosolids	4	4	All Non-Detect	-	mg/kg Dry Wt
Acenaphthylene					
Influent	12	12	All Non-Detect	-	µg/L
Effluent	12	12	All Non-Detect	-	µg/L
Biosolids	4	4	All Non-Detect	-	mg/kg Dry Wt
Acrolein					
Influent	4	3	5.99	9.7	µg/L
Effluent	4	4	All Non-Detect	-	µg/L
Biosolids	4	4	All Non-Detect	-	mg/kg Dry Wt
Acrylonitrile					
Influent	4	4	All Non-Detect	-	µg/L
Effluent	4	4	All Non-Detect	-	µg/L
Biosolids	4	4	All Non-Detect	-	mg/kg Dry Wt

91st Ave

Aldrin

Influent	12	12	All Non-Detect	-	µg/L
Effluent	19	17	0.003	0.0085	µg/L
Biosolids	5	5	All Non-Detect	-	mg/kg Dry Wt

Alpha-BHC

Influent	12	12	All Non-Detect	-	µg/L
Effluent	12	12	All Non-Detect	-	µg/L
Biosolids	5	5	All Non-Detect	-	mg/kg Dry Wt

Alpha-endosulfan (Endosulfan I)

Influent	12	12	All Non-Detect	-	µg/L
Effluent	12	12	All Non-Detect	-	µg/L
Biosolids	5	5	All Non-Detect	-	mg/kg Dry Wt

Anthracene

Influent	12	12	All Non-Detect	-	µg/L
Effluent	12	12	All Non-Detect	-	µg/L
Biosolids	4	4	All Non-Detect	-	mg/kg Dry Wt

Antimony

Influent	12	12	All Non-Detect	-	mg/L
Effluent	4	4	All Non-Detect	-	mg/L
Biosolids	4	4	All Non-Detect	-	mg/kg Dry Wt

Arsenic

Influent	12	5	0.0024	0.0047	mg/L
Effluent	4	4	All Non-Detect	-	mg/L
Biosolids	12	1	6.53	12.9	mg/kg Dry Wt

Benzene

Influent	4	4	All Non-Detect	-	µg/L
Effluent	6	6	All Non-Detect	-	µg/L
Biosolids	6	6	All Non-Detect	-	mg/kg Dry Wt

Benzidine

Influent	12	12	All Non-Detect	-	µg/L
Effluent	12	12	All Non-Detect	-	µg/L
Biosolids	4	4	All Non-Detect	-	mg/kg Dry Wt

Benzo(a) anthracene

Influent	12	12	All Non-Detect	-	µg/L
Effluent	12	12	All Non-Detect	-	µg/L
Biosolids	4	4	All Non-Detect	-	mg/kg Dry Wt

Benzo(a)pyrene

91st Ave

Influent	12	12	All Non-Detect	-	µg/L
Effluent	14	14	All Non-Detect	-	µg/L
Biosolids	4	4	All Non-Detect	-	mg/kg Dry Wt
Benzo(b) fluoranthene					
Influent	12	12	All Non-Detect	-	µg/L
Effluent	12	12	All Non-Detect	-	µg/L
Biosolids	4	4	All Non-Detect	-	mg/kg Dry Wt
Benzo(ghi) perylene					
Influent	12	12	All Non-Detect	-	µg/L
Effluent	12	12	All Non-Detect	-	µg/L
Biosolids	4	4	All Non-Detect	-	mg/kg Dry Wt
Benzo(k) fluoranthene					
Influent	12	12	All Non-Detect	-	µg/L
Effluent	12	12	All Non-Detect	-	µg/L
Biosolids	4	4	All Non-Detect	-	mg/kg Dry Wt
Beryllium					
Influent	12	11	0.00016	0.0004	mg/L
Effluent	4	4	All Non-Detect	-	mg/L
Biosolids	4	4	All Non-Detect	-	mg/kg Dry Wt
Beta-BHC					
Influent	12	12	All Non-Detect	-	µg/L
Effluent	12	12	All Non-Detect	-	µg/L
Biosolids	5	5	All Non-Detect	-	mg/kg Dry Wt
Beta-endosulfan (Endosulfan II)					
Influent	12	12	All Non-Detect	-	µg/L
Effluent	12	12	All Non-Detect	-	µg/L
Biosolids	5	5	All Non-Detect	-	mg/kg Dry Wt
Bis(2-chloroethoxy) methane					
Influent	12	12	All Non-Detect	-	µg/L
Effluent	12	12	All Non-Detect	-	µg/L
Biosolids	4	4	All Non-Detect	-	mg/kg Dry Wt
Bis(2-chloroethyl) ether					
Influent	12	12	All Non-Detect	-	µg/L
Effluent	12	12	All Non-Detect	-	µg/L
Biosolids	4	4	All Non-Detect	-	mg/kg Dry Wt
Bis(2-chloroisopropyl) ether					
Influent	12	12	All Non-Detect	-	µg/L
Effluent	12	12	All Non-Detect	-	µg/L

91st Ave

Biosolids	4	4	All Non-Detect	-	mg/kg Dry Wt
Bis(2-ethylhexyl) phthalate					
Influent	12	12	All Non-Detect	-	µg/L
Effluent	14	12	1.76	3.20	µg/L
Biosolids	5	4	34	55	mg/kg Dry Wt
Boron (Non Priority Pollutant studied for Local Limits Monitoring)					
Influent	12	0	0.37	0.39	mg/L
Effluent	12	0	0.38	0.39	mg/L
Biosolids	0	0	-	-	mg/kg Dry Wt
Bromodichloromethane					
Influent	4	3	0.88	0.38	µg/L
Effluent	6	0	0.81	1.1	µg/L
Biosolids	5	4	0.95	1.6	mg/kg Dry Wt
Bromoform					
Influent	4	4	All Non-Detect	-	µg/L
Effluent	6	6	All Non-Detect	-	µg/L
Biosolids	5	5	All Non-Detect	-	mg/kg Dry Wt
Butyl benzyl phthalate					
Influent	12	12	All Non-Detect	-	µg/L
Effluent	12	6	1.8	3.1	µg/L
Biosolids	4	4	All Non-Detect	-	mg/kg Dry Wt
Cadmium					
Influent	12	12	All Non-Detect	-	mg/L
Effluent	24	24	All Non-Detect	-	mg/L
Biosolids	12	11	5.7	18.0	mg/kg Dry Wt
Carbon tetrachloride					
Influent	4	4	All Non-Detect	-	µg/L
Effluent	6	6	All Non-Detect	-	µg/L
Biosolids	6	6	All Non-Detect	-	mg/kg Dry Wt
Chlordane					
Influent	12	12	All Non-Detect	-	µg/L
Effluent	19	19	All Non-Detect	-	µg/L
Biosolids	5	5	All Non-Detect	-	mg/kg Dry Wt
Chlorobenzene					
Influent	4	4	All Non-Detect	-	µg/L
Effluent	6	6	All Non-Detect	-	µg/L
Biosolids	6	6	All Non-Detect	-	mg/kg Dry Wt

91st Ave

Chloroethane

Influent	4	4	All Non-Detect	-	µg/L
Effluent	4	4	All Non-Detect	-	µg/L
Biosolids	5	5	All Non-Detect	-	mg/kg Dry Wt

Chloroform

Influent	4	0	4.25	5.20	µg/L
Effluent	6	0	2.57	3.60	µg/L
Biosolids	6	6	All Non-Detect	-	mg/kg Dry Wt

Chromium

Influent	12	0	0.0081	0.0116	mg/L
Effluent	4	0	0.0019	0.0024	mg/L
Biosolids	12	0	51.7	64.1	mg/kg Dry Wt

Chrysene

Influent	12	12	All Non-Detect	-	µg/L
Effluent	12	12	All Non-Detect	-	µg/L
Biosolids	4	4	All Non-Detect	-	mg/kg Dry Wt

Copper

Influent	12	0	0.12	0.185	mg/L
Effluent	4	1	0.003	0.004	mg/L
Biosolids	12	0	618	697	mg/kg Dry Wt

Cyanide, Total (Cyanide samples are discrete samples.)

Influent	12	12	All Non-Detect	-	mg/L
Effluent	24	24	All Non-Detect	-	mg/L
Biosolids	4	0	20.50	29	mg/kg Dry Wt

Delta-BHC

Influent	12	12	All Non-Detect	-	µg/L
Effluent	12	12	All Non-Detect	-	µg/L
Biosolids	5	5	All Non-Detect	-	mg/kg Dry Wt

Dibenzo(a,h) anthracene

Influent	12	12	All Non-Detect	-	µg/L
Effluent	12	12	All Non-Detect	-	µg/L
Biosolids	4	4	All Non-Detect	-	mg/kg Dry Wt

Dibromochloromethane

Influent	4	4	All Non-Detect	-	µg/L
Effluent	6	5	0.19	0.27	µg/L
Biosolids	5	5	All Non-Detect	-	mg/kg Dry Wt

Dieldrin

Influent	12	12	All Non-Detect	-	µg/L
----------	----	----	----------------	---	------

91st Ave

Effluent	19	19	All Non-Detect	-	µg/L
Biosolids	5	5	All Non-Detect	-	mg/kg Dry Wt
Diethyl phthalate					
Influent	12	12	All Non-Detect	-	µg/L
Effluent	12	12	All Non-Detect	-	µg/L
Biosolids	4	4	All Non-Detect	-	mg/kg Dry Wt
Dimethyl phthalate					
Influent	12	12	All Non-Detect	-	µg/L
Effluent	12	12	All Non-Detect	-	µg/L
Biosolids	4	4	All Non-Detect	-	mg/kg Dry Wt
Di-n-butyl phthalate					
Influent	12	12	All Non-Detect	-	µg/L
Effluent	12	12	All Non-Detect	-	µg/L
Biosolids	4	4	All Non-Detect	-	mg/kg Dry Wt
Di-n-octyl phthalate					
Influent	12	12	All Non-Detect	-	µg/L
Effluent	12	12	All Non-Detect	-	µg/L
Biosolids	4	4	All Non-Detect	-	mg/kg Dry Wt
Endosulfan sulfate					
Influent	12	12	All Non-Detect	-	µg/L
Effluent	12	12	All Non-Detect	-	µg/L
Biosolids	5	5	All Non-Detect	-	mg/kg Dry Wt
Endrin					
Influent	12	12	All Non-Detect	-	µg/L
Effluent	21	20	0.019	0.0054	µg/L
Biosolids	5	5	All Non-Detect	-	mg/kg Dry Wt
Endrin aldehyde					
Influent	12	12	All Non-Detect	-	µg/L
Effluent	12	12	All Non-Detect	-	µg/L
Biosolids	5	5	All Non-Detect	-	mg/kg Dry Wt
Ethylbenzene					
Influent	4	4	All Non-Detect	-	µg/L
Effluent	6	5	0.17	0.14	µg/L
Biosolids	5	5	All Non-Detect	-	mg/kg Dry Wt
Fluoranthene					
Influent	12	12	All Non-Detect	-	µg/L
Effluent	12	12	All Non-Detect	-	µg/L

91st Ave

Biosolids	4	4	All Non-Detect	-	mg/kg Dry Wt
Fluorene					
Influent	12	12	All Non-Detect	-	µg/L
Effluent	12	12	All Non-Detect	-	µg/L
Biosolids	4	4	All Non-Detect	-	mg/kg Dry Wt
Fluoride (Non Priority Pollutant studied for Local Limits Monitoring)					
Influent	12	0	1.3	1.7	mg/L
Effluent	2	0	1.4	1.5	mg/L
Biosolids	0	0	-	-	mg/kg Dry Wt
Gamma-BHC					
Influent	12	12	All Non-Detect	-	µg/L
Effluent	21	21	All Non-Detect	-	µg/L
Biosolids	5	5	All Non-Detect	-	mg/kg Dry Wt
Heptachlor					
Influent	12	12	All Non-Detect	-	µg/L
Effluent	20	20	All Non-Detect	-	µg/L
Biosolids	5	5	All Non-Detect	-	mg/kg Dry Wt
Heptachlor epoxide					
Influent	12	12	All Non-Detect	-	µg/L
Effluent	21	19	0.0087	0.0059	µg/L
Biosolids	5	5	All Non-Detect	-	mg/kg Dry Wt
Hexachlorobenzene					
Influent	12	12	All Non-Detect	-	µg/L
Effluent	14	14	All Non-Detect	-	µg/L
Biosolids	4	4	All Non-Detect	-	mg/kg Dry Wt
Hexachlorobutadiene					
Influent	12	12	All Non-Detect	-	µg/L
Effluent	14	14	All Non-Detect	-	µg/L
Biosolids	9	9	All Non-Detect	-	mg/kg Dry Wt
Hexachlorocyclopentadiene					
Influent	12	12	All Non-Detect	-	µg/L
Effluent	12	12	All Non-Detect	-	µg/L
Biosolids	4	4	All Non-Detect	-	mg/kg Dry Wt
Hexachloroethane					
Influent	12	12	All Non-Detect	-	µg/L
Effluent	12	12	All Non-Detect	-	µg/L
Biosolids	4	4	All Non-Detect	-	mg/kg Dry Wt

91st Ave

Indeno (1,2,3-cd) pyrene

Influent	12	12	All Non-Detect	-	µg/L
Effluent	12	12	All Non-Detect	-	µg/L
Biosolids	4	4	All Non-Detect	-	mg/kg Dry Wt

Isophorone

Influent	12	12	All Non-Detect	-	µg/L
Effluent	12	12	All Non-Detect	-	µg/L
Biosolids	4	4	All Non-Detect	-	mg/kg Dry Wt

Lead

Influent	12	7	0.002	0.0036	mg/L
Effluent	24	24	All Non-Detect	-	mg/L
Biosolids	12	12	All Non-Detect	-	mg/kg Dry Wt

Mercury

Influent	12	1	0.00011	0.00026	mg/L
Effluent	24	0	1.6	2.9	ng/L
Biosolids	12	1	0.8	3.1	mg/kg Dry Wt

Methyl bromide (Bromomethane)

Influent	4	4	All Non-Detect	-	mg/L
Effluent	4	4	All Non-Detect	-	mg/L
Biosolids	5	5	All Non-Detect	-	mg/kg Dry Wt

Methyl chloride (Chloromethane)

Influent	4	4	All Non-Detect	-	mg/L
Effluent	6	6	All Non-Detect	-	mg/L
Biosolids	5	5	All Non-Detect	-	mg/kg Dry Wt

Methylene chloride (Dichloromethane)

Influent	4	2	7.4	15.00	mg/L
Effluent	6	6	All Non-Detect	-	mg/L
Biosolids	5	5	All Non-Detect	-	mg/kg Dry Wt

Molybdenum (Non Priority Pollutant studied for Local Limits Monitoring)

Influent	12	0	0.0074	0.0103	mg/L
Effluent	4	0	0.0044	0.0048	mg/L
Biosolids	12	10	12.97	30.00	mg/kg Dry Wt

Naphthalene

Influent	12	12	All Non-Detect	-	µg/L
Effluent	14	14	All Non-Detect	-	µg/L
Biosolids	9	9	All Non-Detect	-	mg/kg Dry Wt

Nickel

Influent	12	1	0.0078	0.013	mg/L
----------	----	---	--------	-------	------

91st Ave

Effluent	4	0	0.004	0.005	mg/L
Biosolids	12	10	23.2	42.6	mg/kg Dry Wt

Nitrobenzene

Influent	12	12	All Non-Detect	-	µg/L
Effluent	12	12	All Non-Detect	-	µg/L
Biosolids	4	4	All Non-Detect	-	mg/kg Dry Wt

N-nitrosodimethylamine

Influent	12	12	All Non-Detect	-	µg/L
Effluent	12	12	All Non-Detect	-	µg/L
Biosolids	4	4	All Non-Detect	-	mg/kg Dry Wt

N-nitrosodi-n-propylamine

Influent	12	12	All Non-Detect	-	µg/L
Effluent	12	12	All Non-Detect	-	µg/L
Biosolids	4	4	All Non-Detect	-	mg/kg Dry Wt

N-nitrosodiphenylamine

Influent	12	12	All Non-Detect	-	µg/L
Effluent	12	12	All Non-Detect	-	µg/L
Biosolids	4	4	All Non-Detect	-	mg/kg Dry Wt

Parachlorometa cresol (4-Chloro-3-methylphenol)

Influent	12	12	All Non-Detect	-	µg/L
Effluent	12	12	All Non-Detect	-	µg/L
Biosolids	4	4	All Non-Detect	-	mg/kg Dry Wt

PCB-1016 (Arochlor 1016)

Influent	12	12	All Non-Detect	-	µg/L
Effluent	19	19	All Non-Detect	-	µg/L
Biosolids	4	4	All Non-Detect	-	mg/kg Dry Wt

PCB-1221 (Arochlor 1221)

Influent	12	12	All Non-Detect	-	µg/L
Effluent	19	19	All Non-Detect	-	µg/L
Biosolids	4	4	All Non-Detect	-	mg/kg Dry Wt

PCB-1232 (Arochlor 1232)

Influent	12	12	All Non-Detect	-	µg/L
Effluent	19	19	All Non-Detect	-	µg/L
Biosolids	4	4	All Non-Detect	-	mg/kg Dry Wt

PCB-1242 (Arochlor 1242)

Influent	12	12	All Non-Detect	-	µg/L
Effluent	19	19	All Non-Detect	-	µg/L
Biosolids	4	4	All Non-Detect	-	mg/kg Dry Wt

91st Ave

PCB-1248 (Arochlor 1248)

Influent	12	12	All Non-Detect	-	µg/L
Effluent	19	19	All Non-Detect	-	µg/L
Biosolids	4	4	All Non-Detect	-	mg/kg Dry Wt

PCB-1254 (Arochlor 1254)

Influent	12	12	All Non-Detect	-	µg/L
Effluent	19	19	All Non-Detect	-	µg/L
Biosolids	4	4	All Non-Detect	-	mg/kg Dry Wt

PCB-1260 (Arochlor 1260)

Influent	12	12	All Non-Detect	-	µg/L
Effluent	19	19	All Non-Detect	-	µg/L
Biosolids	4	4	All Non-Detect	-	mg/kg Dry Wt

Pentachlorophenol

Influent	12	12	All Non-Detect	-	µg/L
Effluent	14	14	All Non-Detect	-	µg/L
Biosolids	4	4	All Non-Detect	-	mg/kg Dry Wt

Phenanthrene

Influent	12	12	All Non-Detect	-	µg/L
Effluent	12	12	All Non-Detect	-	µg/L
Biosolids	4	4	All Non-Detect	-	mg/kg Dry Wt

Phenol

Influent	12	3	37.5	50	µg/L
Effluent	12	9	0.85	1.6	µg/L
Biosolids	4	4	All Non-Detect	-	mg/kg Dry Wt

Pyrene

Influent	12	12	All Non-Detect	-	µg/L
Effluent	12	12	All Non-Detect	-	µg/L
Biosolids	4	4	All Non-Detect	-	mg/kg Dry Wt

Selenium

Influent	12	12	All Non-Detect	-	mg/L
Effluent	24	24	All Non-Detect	-	mg/L
Biosolids	12	0	6.7	8.2	mg/kg Dry Wt

Silver

Influent	12	9	0.00063	0.00067	mg/L
Effluent	4	4	All Non-Detect	-	mg/L
Biosolids	12	12	All Non-Detect	-	mg/kg Dry Wt

91st Ave

Tetrachloroethylene

Influent	4	4	All Non-Detect	-	µg/L
Effluent	6	6	All Non-Detect	-	µg/L
Biosolids	6	6	All Non-Detect	-	mg/kg Dry Wt

Thallium

Influent	12	12	All Non-Detect	-	mg/L
Effluent	4	4	All Non-Detect	-	mg/L
Biosolids	4	4	All Non-Detect	-	mg/kg Dry Wt

Toluene

Influent	4	3	1.7	1.4	µg/L
Effluent	6	6	All Non-Detect	-	µg/L
Biosolids	5	5	All Non-Detect	-	mg/kg Dry Wt

Toxaphene

Influent	12	12	All Non-Detect	-	µg/L
Effluent	19	19	All Non-Detect	-	µg/L
Biosolids	5	5	All Non-Detect	-	mg/kg Dry Wt

Trichloroethylene (Trichloroethene)

Influent	4	4	All Non-Detect	-	µg/L
Effluent	6	6	All Non-Detect	-	µg/L
Biosolids	6	6	All Non-Detect	-	mg/kg Dry Wt

Vinyl chloride

Influent	4	4	All Non-Detect	-	µg/L
Effluent	6	6	All Non-Detect	-	µg/L
Biosolids	6	6	All Non-Detect	-	mg/kg Dry Wt

Zinc

Influent	12	0	0.170	0.231	mg/L
Effluent	4	0	0.023	0.026	mg/L
Biosolids	12	0	815	922	mg/kg Dry Wt

¹Average calculations include non-detect values. Non-detect values were multiplied by 0.5. Due to varying laboratory reporting levels, the average can exceed the maximum in some cases. No average was calculated when all results were non-detects.

*Laboratory error suspected; re-analysis did not confirm result. Since the original analysis met method requirements it could not be discarded.

Upset, Interference, and Pass Through

23rd Avenue Wastewater Treatment Plant AZPDES Permit No. AZ0020559
91st Avenue Wastewater Treatment Plant NPDES Permit No. AZ0020524

The following is a discussion of Upset, Interference, or Pass-Through incidents, if any, which the Cities know or suspect, were caused by nondomestic users of the POTW system during the year ending December 31, 2021. If any incidents occurred, the reasons why, the corrective actions taken, and the nondomestic user(s) or industry sector(s) responsible are provided.

Additionally, a review of the applicable pollutant limits to determine whether any additional limitations, or changes to existing requirements may be necessary to prevent Interference, Pass Through or noncompliance with sludge disposal requirements is provided.

This information is required under Part III Section D.4.b. of the NPDES Permit and Part V Section B.4.b. of the AZPDES Permit.

Analytical results of effluent samples obtained during 2021 at the 23rd Avenue and 91st Avenue Wastewater Treatment Plants (WWTP) were compared against the federal definitions of Upset, Interference, and Pass Through.

The definition for **Upset** is found at 40 CFR 122.41(n):

"Upset" means an exceptional incident in which there is unintentional and temporary noncompliance with technology based permit effluent limitations because of factors beyond the reasonable control of the permittee. An upset does not include noncompliance to the extent caused by operational error, improperly designed treatment facilities, inadequate treatment facilities, lack of preventive maintenance, or careless or improper operation.

The definition for **Interference** is found at 40 CFR 403.3(i):

The term "interference" means a Discharge which, alone or in conjunction with a discharge or discharges from other sources, both:

- 1) Inhibits or disrupts the POTW, its treatment processes or operations, or its sludge processes, use or disposal; and*
- 2) Therefore is a cause of a violation of any requirement of the POTW's NPDES permit (including an increase in the magnitude or duration of a violation) or of the prevention of sewage sludge use or disposal in compliance with the following statutory provisions and regulations or permits issued thereunder (or more stringent State or local regulations): Section 405 of the Clean Water Act, the Solid Waste Disposal Act (SWDA) (including Title II, more commonly referred to as the Resource Conservation and Recovery Act (RCRA), and including State regulations contained in any State sludge management plan prepared pursuant to Subtitle D or the SWDA), the Clean Air Act, the Toxic Substances Control Act, and the Marine Protection, Research and Sanctuaries Act.*

The definition for **Pass-Through** is found at 40 CFR 403.3(n):

The term "Pass-Through" means a Discharge which exits the POTW into waters of the United States in quantities or concentrations which, alone or in conjunction with a discharge or discharges from other sources, is a cause of a violation of any requirement of the POTW's NPDES permit (including an increase in the magnitude or duration of a violation).

23rd Avenue WWTP

Based upon these definitions, there were no violations due to incidents of upset, interference, or pass-through that were attributable to nondomestic users of the POTW at the 23rd Avenue WWTP during 2021.

During 2021 there were multiple events in which the 23rd Avenue WWTP experienced significant decreases in dissolved oxygen at the plant aeration basins. The exact cause of these events continues to be investigated and is believed to be attributed to temporary significant increases in the amount of a polymer substance entering the influent of the plant. No industrial user has been identified as a source of these events. These events did not cause any permit exceedances and are not considered upsets, interference or pass-through events and are included for informational purposes only.

91st Avenue WWTP

Based upon these definitions, there were no violations due to incidents of upset, interference, or pass-through that were potentially attributable to nondomestic users of the POTW at the 91st Avenue Wastewater Treatment Plant (WWTP) during 2021.

There were two Aquifer Protection Permit (APP) exceedances that were observed during 2021 and are provided here for information purposes only. In April, an exceedance of the E. coli parameter occurred at the plant re-use pump station. This resulted in an APP discharge limit exceedance. This was caused by an internal operational problem within the plant process, which was corrected on the same day.

In July, an exceedance of the Gross Beta parameter was observed at the influent to the Tres Rios Wetlands, FRW-1. This resulted in an APP discharge limit exceedance. During an investigation, the Gross Beta result was attributed to naturally occurring nuclides from natural sources and short-lived nuclides used in nuclear medicine that is common in wastewater from patients undergoing nuclear diagnosis.

Review of Local Limits

In 2002, the City retained a consultant to evaluate local limits. The consultant identified the pollutants of concern and the SROG cities participated in a local limits data collection sampling event in December 2002. The data was evaluated, and revised local limits were established. BMP development and implementation was recommended for five pollutants: beryllium, fluoride, molybdenum, selenium, and di(2-ethylhexyl) phthalate (DEHP). Each of the SROG Cities had their revised local limits approved, incorporated into the City ordinance, and accepted by City Council. The local limits changes and revised City ordinances were approved by ADEQ on

December 10, 2004. The revised limits and city ordinance changes were effective January 1, 2005. Public meetings with target industries were held in March 2005 to communicate to industries and to obtain commitment from them to implement the BMPs in accordance with the May 2004 SROG Phase II Local Limits Final Report and the June 2005 SROG BMPs Technical Memorandum prepared for the SROG cities by Malcolm Pirnie an engineering and consulting firm.

Permits Renewed and Amended

Since 2002 when local limits were last developed, the following permits were renewed or amended:

- NPDES permit for 91st Avenue WWTP which became effective December 1, 2016 and was modified on February 26, 2020. The NPDES permit was due to expire on November 30, 2021 but was administratively continued by EPA until a new 5-year permit is issued. The permit renewal application was submitted on June 2, 2021.
- AZPDES permit for 23rd Avenue WWTP which became effective August 5, 2019.
- Aquifer Protection Permit (APP) for the 91st Avenue WWTP became effective on October 4, 2002 and was last amended on November 18, 2019.
- APP for the 23rd Avenue WWTP became effective on April 29, 1999 and was last amended on July 16, 2020.

SECTION 1.2 SIGNIFICANT NON-COMPLIANCE (SNC)

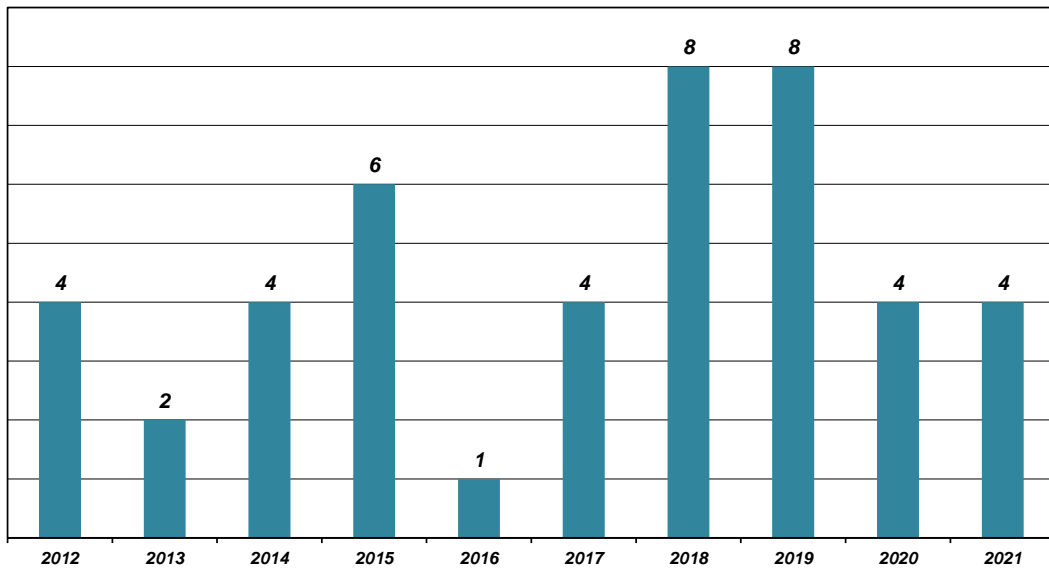
Publication of Significant Industrial Users in Significant Noncompliance (SNC)

In accordance with the Federal Clean Water Act and the public participation requirements of 40 CFR 25 pertaining to the enforcement of National Pretreatment Standards as defined by 40 CFR 403.8(f)(2)(viii), the Cities of Glendale, Mesa, Phoenix, Scottsdale, Tempe and the Town of Gilbert, Arizona annually publish in the newspaper a list of Industrial Users in Significant Noncompliance with pretreatment requirements.

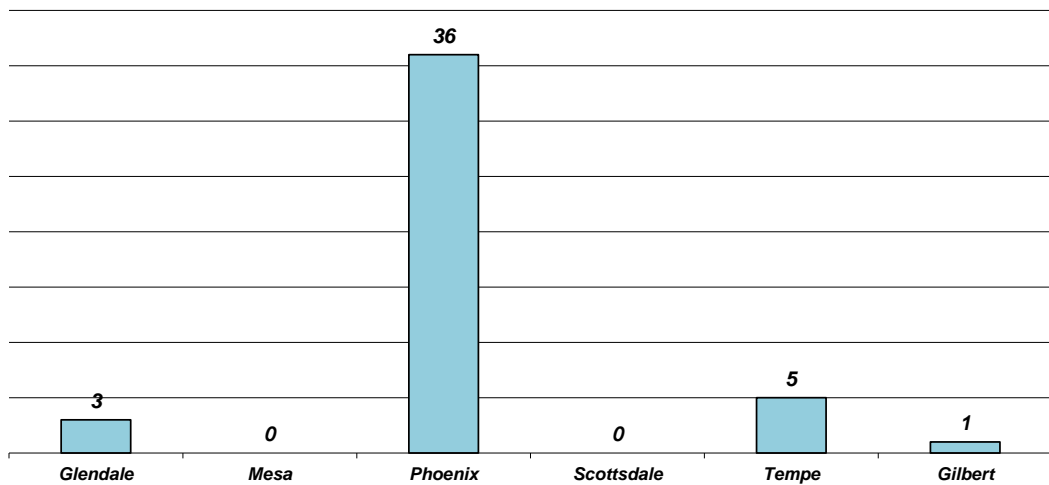
A list of Industrial Users in SNC for the year ending December 31, 2021 is scheduled to appear in the Arizona Republic during the 1st or 2nd Quarter of 2022 and appears following these SNC History pages. Additionally, the March 11, 2021 Arizona Republic publication of Industrial Users in SNC for the year ending December 31, 2020 follows the 2021 SNC list. The table below and graphs on the next page illustrate a ten-year history of the number of Industrial Users in SNC for each year and for each SROG municipality.

Total IUs Published by Municipality SNC Years 2012 - 2021											
SNC Year	2012	2013	2014	2015	2016	2017	2018	2019	2020	2021	10-Year Totals
Glendale	1	0	1	1	0	0	0	0	0	0	3
Mesa	0	0	0	0	0	0	0	0	0	0	0
Phoenix	2	2	2	4	1	3	7	8	4	3	36
Scottsdale	0	0	0	0	0	0	0	0	0	0	0
Tempe	1	0	1	1	0	0	1	0	0	1	5
Gilbert	0	0	0	0	0	1	0	0	0	0	1
SROG System TOTALS	4	2	4	6	1	4	8	8	4	4	45

SROG System SNCs Per Year



**Total IUs Published by Municipality
SNC Years 2012 - 2021**



**Industrial Users In Significant Noncompliance with
Applicable Pretreatment Requirements in 2021**

The **Cities of Glendale, Mesa, Phoenix, Scottsdale, and Tempe**, and the **Town of Gilbert, Arizona** are responsible for implementing and operating industrial wastewater control (pretreatment) programs in each of their communities. Each program is designed to protect the wastewater treatment plants (POTW), the safety of personnel operating the wastewater collection system, and the environment from adverse impacts that could occur when toxic wastes are discharged into a wastewater collection system. Each municipality issues wastewater discharge permits to Significant* Industrial Users (Users) in their communities and the Users are responsible for ensuring that they comply with respective local ordinances and federal regulations.

In accordance with the Federal Clean Water Act and the public participation requirements of 40 CFR Part 25 in the enforcement of the National Pretreatment Standards as defined by 40 CFR 403.8(f)(2)(viii), the **Cities of Glendale, Mesa, Phoenix, Scottsdale, and Tempe**, and the **Town of Gilbert, Arizona** are hereby publishing the following list of Users in Significant Noncompliance(SNC) with applicable pretreatment requirements. **This notice covers the period from January 1, 2021 through December 31, 2021.**

A Significant Industrial User, and in specific cases an Industrial User*, is in a state of SNC when violations meet one or more of the following:

- A. Chronic violations (CSNC) of wastewater discharge limits defined here as those in which thirty-three percent or more of all of the measurements taken during a six-month period exceed (by any magnitude) the daily maximum limit or the average limit for the same pollutant parameter.
- B. Technical Review Criteria violations (TRCSNC), defined here as those in which thirty-three percent or more of all of the measurements taken during a six-month period equal or exceed the product of the daily maximum limit or the average limit multiplied by the applicable TRC (TRC= 1.4 for BOD, TSS, fats, oil and grease; and 1.2 for all other pollutants except pH-1).
- C. Any other violation of a pretreatment effluent limit (daily maximum or long term average) that the POTW determines has caused alone or in combination with other discharges interference or pass through (including endangering the health of POTW personnel or the general public);
- D. Any discharge of a pollutant that has caused imminent endangerment of human health, welfare or to the environment or has resulted in the POTW's exercise of its emergency authority to halt or prevent such as discharge;
- E. Failure to meet, within 90 days after the schedule date, a compliance schedule milestone contained in a permit or enforcement order for starting construction, completing construction, or attaining final compliance;
- F. Failure to provide within 30 (45*) days after the due date the required report such as a Baseline Monitoring Report, a 90 day compliance report, periodic self-monitoring reports, and reports on compliance with compliance schedules;
- G. Failure to accurately report noncompliance; or
- H. Any other violation or group of violations, which the POTW determines will adversely affect the operation or implementation of the local pretreatment program.

Public participation and cooperation are important to a successful industrial pretreatment program. If you have comments or witness a situation that you believe may involve an illegal discharge of pollutants or hazardous material into a municipality's sewer system, please immediately notify the appropriate municipality: Gilbert (480) 503-6411, Glendale (623) 930-4758, Mesa (480) 644-2131, Phoenix (602) 495-5926, Scottsdale (480) 391-5687, or Tempe (480) 350-2678.

Industrial User	Nature of Violation/ Type of Pollutant	Date Of Last Non-Compliance	Has User Returned to Compliant Status as of 12/31/2021?	Number of Times Published	Nature of Enforcement Action(s)	Comments
Glendale						
No Users in SNC						
Mesa						
No Users in SNC						
Phoenix						
StandardAero Aviation Holdings Inc. (PAS Technologies, Inc. dba StandardAero)	Cadmium Monthly Average Technical Review Criteria – 3 rd Quarter	07/31/2021	Yes	1	Notice of Violation TISM SNC Notification Show Cause Proceeding Monetary Penalty	A Show Cause Proceeding imposing monetary penalties took place during the 4 th Quarter of 2021. Violations in addition to cadmium effluent include chromium effluent violations.
Phoenix; Arizona 85009-3717						
Gregory Packaging, Inc. – Phoenix Plant	Late Reporting – Self-Monitoring Report submitted 54 days late during 4 th Quarter	12/20/2021	No	2	Notice of Violation SNC Notification	A Show Cause Proceeding imposing monetary penalties will take place during the 2 nd Quarter of 2022.
439 South 55 th Avenue Phoenix, Arizona 85043-4621						
Liquid Environmental Solutions of Arizona, LLC.	p-Cresol Monthly Average and Daily Maximum Technical Review Criteria – 4 th Quarter	12/31/2021	No	3	Notices of Violation TISM SNC Notification	A Show Cause Proceeding imposing monetary penalties will take place during the 1 st Quarter of 2022. Violations in addition to p-Cresol effluent include selenium and copper violations.
Phoenix, Arizona 85043-3720						
Scottsdale						
No Users in SNC						
Tempe						
Sun Orchard, LLC	Prohibited Substance/4,4 -DDE	11/04/2021	No	1	Notice of Violation and Administrative Order; SNC Notification	A review meeting will take place in the 1 st Quarter of 2022 and the user will be subject to increased monitoring.
No Users in SNC						

*Phoenix City Code Chapter 28 was amended on October 7, 2020 to incorporate the October 14, 2005 updates to 40 CFR Part 403, resulting in a change to the definition of SNC, including applicability and reporting criteria.

THE ARIZONA REPUBLIC

PO Box 194, Phoenix, Arizona 85001-0194
Phone 1-602-444-7315 Fax 1-877-943-0443

STATE OF WISCONSIN }
COUNTY OF BROWN } SS.

AFFIDAVIT OF PUBLICATION

CITY OF PHOENIX
200 W WASHINGTON
PHOENIX, AZ 85003

I, being first duly sworn, upon oath deposes and says: That I am the legal clerk of the Arizona Republic, a newspaper of general circulation in the counties of Maricopa, Coconino, Pima and Pinal, in the State of Arizona, published weekly at Phoenix, Arizona, and that the copy hereto attached is a true copy of the advertisement published in the said paper on the dates indicated.


Publication: Arizona Republic

Ad number: GCI0608908

PO Field: LOG #12399


Published Date(s):

03/30/2021




Sworn to before me this

30th day of
March, 2021



Notary Public

My Commission Expires on 4/19/21



**Industrial Users In Significant Noncompliance with
Applicable Pretreatment Requirements in 2020**

The Cities of Glendale, Mesa, Phoenix, Scottsdale, and Tempe, and the Town of Gilbert, Arizona are responsible for implementing and operating industrial wastewater control (pretreatment) programs in each of their communities. Each program is responsible for ensuring that they comply with respective local ordinances and federal regulations.

In accordance with the Federal Clean Water Act and the public participation requirements of 40 CFR Part 25 in the enforcement of the National Pretreatment Standards as defined by 40 CFR 403.8(f)(2)(viii), the Cities of Glendale, Mesa, Phoenix, Scottsdale, and the Town of Gilbert, Arizona are publishing the following list of Users in Significant Noncompliance (SNC) with applicable pretreatment requirements. This notice covers the period from January 1, 2020 through December 31, 2020.

A Significant Industrial User, in a state of SNC when violations meet one or more of the following:

- A. Chronic violations (CSNC) of wastewater discharge limits defined here as those in which sixty-six percent or more of all of the measurements taken during a six-month period equal or exceed the product of the daily maximum limit or the average limit (TRCSNC), defined here as those in which thirty-three percent or more of all of the measurements taken during a six-month period equal or exceed the product of the daily maximum limit or the average limit (TRCSNC), and 1.2 for all other pollutants except pH.
- B. Any other violation of a pretreatment effluent limit (daily maximum or long term average) that the POTW determines has caused alone or in combination with other discharges interference or pass through (including endangering the health of POTW).
- C. Any discharge of a pollutant that has caused imminent endangerment of human health, welfare or to the environment or has resulted in the POTW's exercise of its emergency authority to halt or prevent such as discharge;
- D. Failure to meet, within 90 days after the schedule date, a compliance schedule milestone contained in a permit or enforcement order for starting construction, completing construction, or attaining final compliance;
- E. Failure to provide within 30 (45*) days after the due date the required report such as a Baseline Monitoring Report, a 90 day compliance report, periodic self-monitoring reports, and reports on compliance with compliance schedules;
- F. Failure to accurately report noncompliance; or
- G. Any other violation or group of violations, which the POTW determines will adversely affect the operation or implementation of the local pretreatment program.

Public participation and cooperation are important to a successful industrial pretreatment program. If you have comments or witness a situation that you believe may involve an illegal discharge of pollutants or hazardous material the appropriate municipality: Gilbert (480) 503-6411, Glendale (623) 930-4758, Mesa (480) 644-2131, Phoenix (602) 495-5926, Scottsdale (480) 391-5687, or Tempe (480) 350-2678.

Industrial User	Nature of Violation/ Type of Pollutant	Date Of Last Non-Compliance	Has User Returned to Compliant Status as of 12/31/2020?	Number of Times Published	Nature of Enforcement Action(s)	
Glendale						
No Users in SNC						
Mesa						
No Users in SNC						
Phoenix						
ChemResearch Co., Inc. 1101 West Hilton Avenue Phoenix, Arizona 85007-4305	Late Reporting – 24-Hour Notification Report submitted 35 days late during 1 st Quarter.	01/23/2020	Yes	2	Notice of Violation SNC Notification Show Cause Meeting Monetary Penalty	A Show Cause Proceeding imposing fines in addition to late reporting in 2021.
Quantum Global Technology, LLC. dba Quantum Clean 3925 East Watkins Street Phoenix, Arizona 85034-7208	Total Toxic Organics (TTO) Daily Maximum Technical Review Criteria – 1 st Quarter	08/26/2020	Yes	2	Notices of Violation TISM SNC Notification Show Cause Meeting Monetary Penalty	A Show Cause Proceeding imposing fines was an additional TTO violation in the 2021.
4RB Disposal, LLC. 2245 West Shangri La Road Phoenix, Arizona 85029-4813	Copper (Daily Maximum TRC & Chronic); Zinc (Daily Max TRC & Chronic); Cadmium (Daily Max TRC) – 2 nd Quarter	07/23/2020	Yes	1	Notices of Violation TISM SNC Notification Show Cause Proceeding Monetary Penalty	A Show Cause Proceeding imposing fines in addition to copper, zinc and cadmium in 2021.
Cleanpart Southwest, LLC. 3844 East University Drive Phoenix, Arizona 85034-7221	Total Toxic Organics Daily Maximum Chronic – 3 rd Quarter	10/22/2020	Yes	1	Notice of Violation TISM SNC Notification Show Cause Proceeding (Pending) Monetary Penalty (Pending)	A Show Cause Proceeding imposing fines in 2021. There were two additional TTO violations in 2021.
Abrazo Central Campus 2000 West Bethany Home Rd Phoenix, Arizona 85015-2443	Late Reporting – 24-Hour Notification Report submitted 49 days late during 4 th Quarter	12/18/2020	Yes	2	Notice of Violation SNC Notification Show Cause Meeting Monetary Penalty	A Show Cause Proceeding imposing fines in 2021. There was an additional late reporting violation in 2021.
Industrial User	Nature of Violation/ Type of Pollutant	Date Of Last Non-Compliance	Has User Returned to Compliant Status as of 12/31/2020?	Number of Times Published	Nature of Enforcement Action(s)	
Scottsdale						
No Users in SNC						
Tempe						
No Users in SNC						
Town of Gilbert						
No Users in SNC						

*Phoenix City Code Chapter 28 was amended on October 7, 2020 to incorporate the October 14, 2005 updates to 40 CFR Part 403, resulting in a change to the definition of SNC, including applicability and reporting criteria.

SECTION 1.3

DEFINITIONS, LIMITS, AND FORMS

DEFINITIONS

The following is a list of the more commonly used words and phrases used throughout this report.

AZPDES Permit - An Arizona Pollutant Discharge Elimination System Permit, issued to the City by the ADEQ, which imposes federal and local standards governing the quality of the treated effluent discharged from the POTW.

Baseline Monitoring Report (BMR) - The initial monitoring report submitted by categorical industrial users in accordance with 40 CFR 403.12.

Bypass - The intentional diversion of wastes from any portion of a treatment facility.

Categorical Standards - (National/Federal Categorical Pretreatment Standards) - Those standards promulgated by the U.S. Environmental Protection Agency (EPA) under the authority of Section 307 (b) and (c) of the Clean Water Act (33 U.S.C. 1317) which apply to a specific category of Industrial User and which are published in 40 CFR Chapter I, Subchapter N (Parts 401-471).

Compliance Status - Is a standard established by the EPA on which to measure whether an industrial discharger is complying with the law. This standard is broken down into three parts: (1) Compliance, (2) Inconsistent compliance, and (3) Significant noncompliance. Compliance is when an industrial discharger has committed no pretreatment violations during the reporting year. Significant noncompliance is defined in the definition section. Inconsistent compliance is where there is at least one pretreatment violation, or more, but not enough to reach significant noncompliance.

Composite sample - A combination of individual samples obtained at regular intervals over a specified time period. The volume of each individual sample shall be either proportional to the flow rate during the sample period (flow composite) or constant and collected at equal time intervals during the composite period (time composite) as defined in the permit.

Industrial User

- A. A source of industrial discharge; or
- B. Any nonresidential user of the sewer system which discharges more than the equivalent strength of 25,000 gallons per day of domestic wastes;
- C. Any significant industrial user;
- D. Has control over the disposal of a waste as described in A, B, or C above; or
- E. Has the right of possession and control over any property which produces a waste as described in A, B, C, or D above.

Interference - A discharge which, alone or in conjunction with a discharge or discharges from other sources, both:

- A. Inhibits or disrupts the POTW, its treatment processes or operation, or its sludge processes use or disposal
- B. Therefore is a cause of a violation of any requirement of any environmentally related permit issued by a governmental entity (including an increase in the magnitude or duration of a violation) or of the prevention of sewage sludge use or disposal in compliance with the following statutory provisions and regulations or permits issued thereunder (or more stringent state or local regulations): Section 405 of the Clean Water Act, the Solid Waste Disposal Act (SWDA) (including Title II, more commonly referred to as the Resource Conservation and Recovery Act (RCRA)); and including state regulations contained in any state sludge management plan prepared pursuant to Subtitle D of the SWDA), the Clean Air Act, the Toxic Substances Control Act, and the Marine Protection, Research and Sanctuaries Act.

Liquid Waste Hauler (or Waste Hauler) - Any person carrying on or engaging in vehicular transport of wastewater or wastes as part of, or incidental to, any business for the purpose of discharging such waste into the City's treatment works.

Non-Significant Categorical Industrial User (NSCIU) -

An industrial user that discharges 100 gallons per day (gpd) or less of total categorical wastewater (excluding sanitary, non-contact cooling and boiler blowdown wastewater, unless specifically included in the pretreatment standard) and:

- A. Has consistently complied with all applicable categorical pretreatment standards and requirements;
- B. Annually submits the certification statement required in Section 28-44.1(C)(2) of Chapter 28 "Sewers" together with any additional information necessary to support the certification statement; and
- C. Never discharges any untreated categorical process wastewater.

NPDES Permit - A National Pollutant Discharge Elimination System Permit, issued to the City by the EPA, which imposes federal standards governing the quality of the treated effluent discharged from the POTW.

Parameter Violation - A pre-established limit for a particular pollutant has been exceeded, resulting in an unlawful wastewater discharge to the sanitary sewer. For example, if Company XYZ is only regulated under the Phoenix City Code, and discharges silver, the permissible limit would be 1.2 mg/l (parts per million). If a discharge exceeds this limit, then that would be a parameter violation.

Pass Through - A discharge which exits the POTW into waters of the United States in quantities or concentrations which, alone or in conjunction with a discharge or discharges from other sources, is a cause of a violation of any requirement of the POTW NPDES Permit (including an increase in the magnitude or duration of a violation) or which causes or contributes to a violation of an applicable numeric or narrative water quality standard.

Pretreatment - The physical, chemical, biological, or other treatment of any industrial discharge prior to discharge to the POTW, for the purpose of:

- A. Reducing the amount or concentration of any pollutant; or
- B. Eliminating the discharge or any pollutant; or
- C. Altering the nature of any pollutant characteristic to a less harmful state.

POTW - Publicly Owned Treatment Works and connecting sewer collection system which are owned and/or operated, in whole or in part, by the City and which provide the City with wastewater collection and disposal services.

Reporting Violation - Failure of the industrial discharger to submit reports required under the law.

Sanitary Sewer - A sewer which carries sewage and to which storm, surface, and ground waters are not intentionally admitted.

Significant Industrial User - This term includes:

- A. All process wastewater discharges subject to categorical pretreatment standards under 40 CFR 403.6 and 40 CFR Chapter I, Subchapter N.
- B. All noncategorical dischargers that, in the opinion of the Director, have a reasonable potential to adversely affect the operation, or that contribute a process wastestream which makes up five percent or more of the average dry weather capacity of any of the POTW treatment plants or that discharges an average of 25,000 gallons per day or more of process wastewater to the POTW, or has a reasonable potential for adversely affecting the POTW operation or for violating any pretreatment standard or requirement.

Significant Noncompliance - An Industrial user is in a state of significant noncompliance (SNC) when violations meet one or more of the following criteria:

- A. Chronic violations of wastewater discharge limits, defined here as those in which 66 percent or more of all of the measurements taken during a six-month period exceed (by any magnitude) the daily maximum limit or the average limit for the same pollutant parameter;
- B. Technical Review Criteria (TRC) violations, defined here as those in which 33 percent or more of all of the measurements for each pollutant parameter taken during a six-month period equal or exceed the product of the daily maximum limit or the average limit multiplied by the applicable TRC (TRC=1.4 for BOD, TSS, fats, oil and grease, and 1.2 for all other pollutants except pH);
- C. Any other violation of a pretreatment effluent limit (daily maximum or long-term average) that the POTW determines has caused, alone or in combination with other dischargers, interference or pass through (including endangering the health of POTW personnel or the general public);
- D. Any discharge of a pollutant that has caused imminent endangerment to human health, welfare or to the environment or has resulted in the POTW's exercise of its emergency

authority under this Chapter to halt or prevent such a discharge;

- E. Failure to meet, within 90 days after the schedule date, a compliance schedule milestone contained in a permit or enforcement order for starting construction, completing construction, or attaining final compliance;
- F. Failure to provide within 30 days after the due date, required reports such as baseline monitoring reports, 90-day compliance reports, periodic self monitoring reports, and reports on compliance with compliance schedules;
- G. Failure to accurately report noncompliance; or
- H. Any other violation or group of violations, which the POTW determines, will adversely affect the operation or implementation of the local pretreatment program.

Upset - An exceptional incident in which there is unintentional and temporary noncompliance with technology-based permit effluent limitations because of factors beyond the reasonable control of the permittee, excluding such factors as operational error, improperly designed or inadequate treatment facilities, or improper operation and maintenance or lack thereof.

Limits Appendices Glendale, Mesa, Phoenix, Scottsdale, and Gilbert

The Limits Appendices on the following pages are used in the Significant Industrial User Compliance Status Reports of this annual report, and apply to the discharges from all permitted industrial users throughout the Cities of Glendale, Mesa, Phoenix, Scottsdale, and Town of Gilbert service area. The more stringent of the applicable Federal Categorical Standards and the Local Limits contained in Appendix A are applied on a parameter-by-parameter basis to the industrial users' discharges.

All limitations for each limit appendix are in concentration units of milligrams per liter (mg/L), unless noted otherwise.

APPENDIX DESCRIPTION

A	Local Limits
B	423.16 Steam Electric Power Generating PSES
C	420.96(b)(3), 420.106(b)(1) and 420.126(a)(1) Iron and Steel Manufacturing Subparts I, J and L PSNS Conc. Equiv. – <i>Allied Tube and Conduit Corporation</i>
D	433.15 Metal Finishing PSES
E	433.17 Metal Finishing PSNS
F	469.18 Electrical and Electronic Components Subpart A PSNS
G	467.35 Aluminum Forming Subpart C PSES Conc. Equiv. - <i>Hydro Remelt</i>
H	467.35 Aluminum Forming Subpart C PSES Conc. Equiv. & CWF 15.56% - <i>Hydro Plant 1</i>
I	467.35 Aluminum Forming Subpart C PSES Conc. Equiv. & CWF 17.56% - <i>Hydro Plant 2</i>
J	465.45 Coil Coating Subpart D PSES Conc. Equiv. - <i>Rexam Beverage Can Company</i>
K	439.46 Pharmaceutical Manufacturing Subpart D PSES
L	439.47 Pharmaceutical Manufacturing Subpart D PSNS
M	437.16 Centralized Waste Treatment Subpart A PSNS
N	437.26 Centralized Waste Treatment Subpart B PSNS
O	437.36 Centralized Waste Treatment Subpart C PSNS
P	437.46(b) Centralized Waste Treatment Subpart D PSES Multiple Wastestreams
Q	437.47(b) Centralized Waste Treatment Subpart D PSNS Multiple Wastestreams
R	421.306(m) Nonferrous Metals Mfr. Subpart AB PSNS Conc. Equiv. - <i>Mega Metals</i>
S	469.18 Electrical and Electronic Components Subpart A PSNS CWF 98.70% - <i>Entrepix</i>
T	469.28 Electrical and Electronic Components Subpart B PSNS CWF 24% - <i>SUMCO</i>
U	471.31(t) Nonferrous Metals Forming and Metal Powders Subpart C BPT - <i>Arizona Cast Turbine</i>
V	433.17 Metal Finishing PSNS CWF 96.03% - <i>MPP Group of Companies</i>
W	433.17 Metal Finishing PSNS CWF 90.91% - <i>Honeywell Sky Harbor Circle</i>
X	439.47 Pharmaceutical Manufacturing Subpart D PSNS CWF 3.60% - <i>Celgene Corporation</i>
Y	439.46 Pharmaceutical Manufacturing Subpart D PSES CWF 70.50% - <i>The Procter & Gamble Manufacturing Company</i>
Z	Reserved

APPENDIX A - Local Limits

Metals	Daily Maximum (mg/L)	Prohibited Substances (µg/L)	
Arsenic	0.13	4,4' - DDE	
Cadmium	0.047	4,4' - DDT	
Copper	1.5	Aldrin	
Lead	0.41	BHC-Alpha	
Mercury	0.0023	BHC-Beta	
Selenium	0.10	BHC-Gamma (Lindane)	
Silver	1.2	Heptachlor	
Zinc	3.5	Heptachlor Epoxide	
Anions	Daily Maximum (mg/L)	Polychlorinated Biphenyl Compounds (PCBs)	
Cyanide (T)	2.0	Pretreatment Sludges	
Other	Range	Organics	Daily Maximum (µg/L)
pH	5.0 – 10.5 SU	Benzene	35
Other	Daily Maximum	Chloroform	2000
Temperature (Max)	150°F/66°C		
Flash Point	140°F/60°C		

**APPENDIX B – Steam Electric Power Generating
Pretreatment Standards for Existing Sources
40 CFR 423.16**

Parameter	Daily Maximum (mg/L)	Monthly Average (mg/L)
Arsenic	0.13	N/A
Cadmium	0.047	N/A
Chromium	0.2	N/A
Copper	1.5	N/A
Cyanide (T)	2.0	N/A
Lead	0.41	N/A
Mercury	0.0023	N/A
Selenium	0.10	N/A
Silver	1.2	N/A
Zinc	1.0	N/A
pH	5.0 – 10.5 SU	N/A

**APPENDIX C – Iron and Steel Manufacturing
Pretreatment Standards for New Sources
Subpart I 40 CFR 420.96 (b) (3) and
Subpart J 40 CFR 420.106 (b) (1) and
Subpart L 40 CFR 420.126 (a) (1)**

**Allied Tube and Conduit Corporation
2525 North 27th Avenue
Phoenix, Arizona 85009-1710**

Concentration Equivalent		
Permit No 2103-5378		
Effective 03/01/2021 through 02/28/2026		
Parameter	Daily Maximum (mg/L)	Monthly Average (mg/L)
Arsenic	0.13	N/A
Cadmium	0.047	N/A
Chromium VI*	3.90	1.30
Copper	1.5	N/A
Cyanide (T)	2.0	N/A
Lead*	0.41	7.5
Mercury	0.0023	N/A
pH	5.0 – 10.5	N/A
Selenium	0.10	N/A
Silver	1.2	N/A
Zinc*	3.5	9.9

*These limitations were converted from the Federally promulgated mass-based standards in accordance with the Federal General Pretreatment Regulations at 40 CFR 403.6(c). These limits represent the more stringent of the converted standards and local limitations.

**APPENDIX D – Metal Finishing
Pretreatment Standards for Existing Sources
40 CFR 433.15**

Parameter	Daily Maximum (mg/L)	Monthly Average (mg/L)
Arsenic	0.13	N/A
Cadmium	0.047	0.26
Chromium	2.77	1.71
Copper	1.5	2.07
Cyanide (T)	1.20	0.65
Lead	0.41	0.43
Mercury	0.0023	N/A
Nickel	3.98	2.38
Selenium	0.10	N/A
Silver	0.43	0.24
TTO	2.13	N/A
Zinc	2.61	1.48
pH	5.0 – 10.5 SU	N/A

Cyanide limitations apply to cyanide bearing process wastewaters prior to combining with other process flows.

**APPENDIX E - Metal Finishing
Pretreatment Standards for New Sources
40 CFR 433.17**

Parameter	Daily Maximum (mg/L)	Monthly Average (mg/L)
Arsenic	0.13	N/A
Cadmium	0.047	0.07
Chromium	2.77	1.71
Copper	1.5	2.07
Cyanide (T)	1.20	0.65
Lead	0.41	0.43
Mercury	0.0023	N/A
Nickel	3.98	2.38
Selenium	0.10	N/A
Silver	0.43	0.24
TTO	2.13	N/A
Zinc	2.61	1.48
pH	5.0 – 10.5 SU	N/A

Cyanide limitations apply to cyanide bearing process wastewaters prior to combining with other process flows.

**APPENDIX F – Electrical and Electronic Components
 Subpart A – Semiconductor Subcategory
 Pretreatment Standards for New Sources
 40 CFR 469.18**

Parameter	Daily Maximum (mg/L)	Monthly Average (mg/L)
Arsenic	0.13	N/A
Cadmium	0.047	N/A
Copper	1.5	N/A
Cyanide (T)	2.0	N/A
Lead	0.41	N/A
Mercury	0.0023	N/A
Selenium	0.10	N/A
Silver	1.2	N/A
TTO	1.37	N/A
Zinc	3.5	N/A
pH	5.0 – 10.5 SU	N/A

**APPENDIX G – Aluminum Forming
Subpart C – Extrusion Subcategory
Pretreatment Standards for Existing Sources
40 CFR 467.35 Direct Chill Casting Contact Cooling Water**

**Hydro Extrusions North America, LLC - Remelt Operation
249 South 51st Avenue
Phoenix Arizona 85043-3715**

Concentration Equivalent		
Permit № 1803-21490		
Effective 03/5/2018 through 12/31/2022		
Parameter	Daily Maximum (mg/L)	Monthly Average (mg/L)
Arsenic	0.13	N/A
Cadmium	0.047	N/A
Chromium*	3.05	1.24
Copper	1.5	N/A
Cyanide (T) *	2.0	1.51
Lead	0.41	N/A
Mercury	0.0023	N/A
Oil & Grease*	356.5	180.84
Selenium	0.10	N/A
Silver	1.2	N/A
TTO*	4.750	N/A
Zinc*	3.5	7.61
pH	5.0 – 10.5 SU	N/A

*These limitations were converted from the Federally promulgated mass-based standards in accordance with the Federal General Pretreatment Regulations at 40 CFR 403.6(c). These limits represent the more stringent of the converted standards and local limitations.

**APPENDIX H - Aluminum Forming
Subpart C – Extrusion Subcategory
Pretreatment Standards for Existing Sources
40 CFR 467.35 Solution Heat Treatment Contact Cooling Water & Extrusion Press
Leakage**

**Hydro Extrusions North America, LLC
- Extrusion Operation Plant 1
249 South 51st Avenue
Phoenix Arizona 85043-3715**

Concentration Equivalent & 15.56% Combined Wastestream Formula		
Permit № 1803-21491 Effective 03/05/2018 through 12/31/2022		
Parameter	Daily Maximum (mg/L)	Monthly Average (mg/L)
Arsenic	0.13	N/A
Cadmium	0.047	N/A
Chromium*	1.08	0.74
Copper	1.5	N/A
Cyanide (T) *	.71	0.30
Lead	0.41	N/A
Mercury	0.0023	N/A
Oil & Grease*	128.51	64.45
Selenium	0.10	N/A
Silver	1.2	N/A
TTO*	1.690	N/A
Zinc*	3.5	1.49
pH	5.0 – 10.5 SU	N/A

*These limitations were converted from the Federally promulgated mass-based standards in accordance with the Federal General Pretreatment Regulations at 40CFR 403.6(c). These limitations were also derived by applying the Combined Wastestream Formula at 40 CFR 403.6(e) to the discharges regulated under Local Limitations and Aluminum Forming Subpart C – Extrusion Subcategory Standards (40 CFR 67). These limits represent the more stringent of the converted standards and local limitations.

**APPENDIX I – Aluminum Forming
Subpart C – Extrusion Subcategory
Pretreatment Standards for Existing Sources
40 CFR 467.35 Solution Heat Treatment Contact Cooling Water**

**Hydro Extrusions North America, LLC
- Extrusion Operation Plant 2
50 South 49th Avenue
Phoenix Arizona 85043-3825**

Concentration Equivalent & 17.56% Combined Wastestream Formula		
Permit № 1803-21489 Effective 03/05/2018 through 12/31/2022		
Parameter	Daily Maximum (mg/L)	Monthly Average (mg/L)
Arsenic	0.13	N/A
Cadmium	0.047	N/A
Chromium*	3.20	1.31
Copper	1.5	N/A
Cyanide (T) *	2.0	0.89
Lead	0.41	N/A
Mercury	0.0023	N/A
Oil & Grease*	390.84	188.32
Selenium	0.10	N/A
Silver	1.2	N/A
TTO*	5.010	N/A
Zinc*	3.5	4.44
pH	5.0 – 10.5 SU	N/A

*These limitations were converted from the Federally promulgated mass-based standards in accordance with the Federal General Pretreatment Regulations at 40CFR 403.6(c). These limitations were also derived by applying the Combined Wastestream Formula at 40 CFR 403.6(e) to the discharges regulated under Local Limitations and Aluminum Forming Subpart C – Extrusion Subcategory Standards (40 CFR 467). These limits represent the more stringent of the converted standards and local limitations.

**APPENDIX J – Coil Coating
Subpart D Can Making Subcategory
Pretreatment Standards for Existing Sources
40 CFR 465.44**

**Rexam Beverage Can Company
211 North 51st Avenue
Phoenix, Arizona 85043-3704**

Concentration Equivalent		
Permit № 1710-5475		
Effective 10/01/2017 through 09/30/2022		
Parameter	Daily Maximum (mg/L)	Monthly Average (mg/L)
Arsenic	0.13	N/A
Cadmium	0.047	N/A
Chromium*	0.90	0.37
Copper*	1.5	2.06
Cyanide (T)	2.0	N/A
Fluoride*	122.6	54.4
Lead	0.41	N/A
Manganese*	1.40	0.59
Mercury	0.0023	N/A
Oil & Grease*	41.22	24.74
Phosphorus (T)*	34.42	14.07
Selenium	0.10	N/A
Silver	1.2	N/A
TTO*	0.66	0.31
Zinc*	3.01	1.26
pH	5.0 – 10.5 SU	N/A

*These limitations were converted from the Federally promulgated mass-based standards in accordance with the Federal General Pretreatment Regulations at 40 CFR 403.6(c). These limits represent the more stringent of the converted standards and local limitations.

**APPENDIX K – Pharmaceutical Manufacturing
Subpart D Mixing/Compounding and Formulation Subcategory
Pretreatment Standards for Existing Sources
40 CFR 439.46**

Parameter	Daily Maximum (mg/L)	Monthly Average (mg/L)
Acetone	20.7	8.2
n-Amyl Acetate	20.7	8.2
Ethyl Acetate	20.7	8.2
Isopropyl Acetate	20.7	8.2
Methylene Chloride	3.0	0.7
Arsenic	0.13	N/A
Cadmium	0.047	N/A
Copper	1.5	N/A
Cyanide (T)	2.0	N/A
Lead	0.41	N/A
Mercury	0.0023	N/A
Selenium	0.10	N/A
Silver	1.2	N/A
Zinc	3.5	N/A
pH	5.0 – 10.5 SU	N/A

APPENDIX L - Pharmaceutical Manufacturing
Subpart D Mixing/Compounding and Formulation Subcategory
Pretreatment Standards for New Sources
40 CFR 439.47

Parameter	Daily Maximum (mg/L)	Monthly Average (mg/L)
Acetone	20.7	8.2
n-Amyl Acetate	20.7	8.2
Ethyl Acetate	20.7	8.2
Isopropyl Acetate	20.7	8.2
Methylene Chloride	3.0	0.7
Arsenic	0.13	N/A
Cadmium	0.047	N/A
Copper	1.5	N/A
Cyanide (T)	2.0	N/A
Lead	0.41	N/A
Mercury	0.0023	N/A
Selenium	0.10	N/A
Silver	1.2	N/A
Zinc	3.5	N/A
pH	5.0 – 10.5 SU	N/A

**APPENDIX M - Centralized Waste Treatment
Subpart A – Metals Treatment and Recovery
Pretreatment Standards for New Sources
40 CFR 437.16**

Parameter	Daily Maximum (mg/L)	Monthly Average (mg/L)
Antimony	0.249	0.206
Arsenic	0.13	0.104
Cadmium	0.047	0.0962
Chromium	15.5	3.07
Cobalt	0.192	0.124
Copper	1.5	1.06
Cyanide(T)	2.0	N/A
Lead	0.41	0.283
Mercury	0.0023	0.000739
Nickel	3.95	1.45
Selenium	0.10	0.408
Silver	0.120	0.0351
Tin	0.409	0.120
Titanium	0.0947	0.0618
Vanadium	0.218	0.0662
Zinc	2.87	0.641
pH	5.0 – 10.5 SU	N/A

**APPENDIX N – Centralized Waste Treatment
Subpart B – Oils Treatment and Recovery
Pretreatment Standards for New Sources
40 CFR 437.26**

Parameter	Daily Maximum (mg/L)	Monthly Average (mg/L)
Arsenic	0.13	N/A
Bis(2-ethylhexylphthalate	0.215	0.101
Cadmium	0.047	N/A
Carbazole	0.598	0.276
Chromium	0.746	0.323
Cobalt	56.4	18.8
Copper	1.5	0.242
Cyanide (T)	2.0	N/A
Fluoranthene	0.0537	0.0268
Lead	0.350	0.160
Mercury	0.0023	N/A
n-Decane	0.948	0.437
n-Octadecane	0.589	0.302
Selenium	0.10	N/A
Silver	1.2	N/A
Tin	0.335	0.165
Zinc	3.5	4.50
pH	5.0 – 10.5 SU	N/A

**APPENDIX O – Centralized Waste Treatment
Subpart C – Organics Treatment and Recovery
Pretreatment Standards for New Sources
40 CFR 437.36**

Parameter	Daily Maximum (mg/L)	Monthly Average (mg/L)
2,4,6-Trichlorophenol	0.155	0.106
Arsenic	0.13	N/A
Cadmium	0.047	N/A
Copper	1.5	N/A
Cyanide (T)	2.0	N/A
Lead	0.41	N/A
Mercury	0.0023	N/A
p-Cresol	0.698	0.205
o-Cresol	1.92	0.561
Selenium	0.10	N/A
Silver	1.2	N/A
Zinc	3.5	N/A
pH	5.0 – 10.5 SU	N/A

**APPENDIX P – Centralized Waste Treatment
Subpart D Multiple Wastestreams
Pretreatment Standards for Existing Sources
40 CFR 437.46(b)**

Parameter	Daily Maximum (mg/L)	Monthly Average (mg/L)
2,4,6-Trichlorophenol	0.155	0.106
Antimony	0.249	0.206
Arsenic	0.13	0.104
Bis(2-ethylhexyl)phthalate	0.267	0.158
Cadmium	0.047	0.0962
Carbazole	0.392	0.233
Chromium	0.947	0.487
Cobalt	0.192	0.124
Copper	0.405	0.301
Cyanide	2.0	N/A
Fluoranthene	0.787	0.393
Lead	0.222	0.172
Mercury	0.00234	0.000739
Molybdenum	N/A	N/A
n-Decane	5.79	3.31
Nickel	3.95	1.45
n-Octadecane	1.22	0.925
o-Cresol	1.92	0.561
p-Cresol	0.698	0.205
Selenium	0.10	N/A
Silver	0.120	0.0351
Tin	0.409	0.120
Titanium	0.0947	0.0618
Vanadium (T)	0.218	0.0662
Zinc	2.87	0.641
pH	5.0 – 10.5 SU	N/A

**APPENDIX Q – Centralized Waste Treatment
Subpart D Multiple Wastestreams
Pretreatment Standards for New Sources
40 CFR 437.47(b)**

Parameter	Daily Maximum (mg/L)	Monthly Average (mg/L)
2,4,6-Trichlorophenol	0.155	0.106
Antimony	0.249	0.206
Arsenic	0.13	0.104
Bis(2-ethylhexyl)phthalate	0.215	0.101
Cadmium	0.047	0.0962
Carbazole	0.598	0.276
Chromium	0.746	0.323
Cobalt	0.192	0.124
Copper	0.500	0.242
Cyanide	2.0	N/A
Fluoranthene	0.0537	0.0268
Lead	0.350	0.160
Mercury	0.00234	0.000739
Molybdenum	N/A	N/A
n-Decane	0.948	0.437
Nickel	3.95	1.45
n-Octadecane	0.589	0.302
o-Cresol	1.92	0.561
p-Cresol	0.698	0.205
Selenium	0.10	N/A
Silver	0.120	0.0351
Tin	0.409	0.120
Titanium	0.0947	0.0618
Vanadium (T)	0.218	0.0662
Zinc	2.87	0.641
pH	5.0 – 10.5 SU	N/A

**APPENDIX R – Nonferrous Metals Manufacturing
Subpart AB Primary & Secondary Titanium Subcategory
Pretreatment Standards for New Sources
40 CFR 421.306(m)**

**Mega Metals
1325 North 22nd Avenue
Phoenix, Arizona 85009-3714**

Concentration Equivalent for:		
Permit № 1809-27341		
Effective 09/01/2018 through 08/31/2023		
Parameter	Daily Maximum (mg/L)	Monthly Average (mg/L)
Arsenic	0.13	N/A
Cadmium	0.047	N/A
Chromium*	3.2	1.28
Copper	1.5	N/A
Cyanide (T)	2.0	N/A
Lead*	0.41	1.11
Mercury	0.0023	N/A
Nickel*	4.7	3.17
Oil & Grease**	N/A	N/A
Selenium	0.10	N/A
Silver	1.2	N/A
Titanium*	4.5	1.97
Zinc	3.5	N/A
pH	5.0 – 10.5 SU	N/A

*These limitations were converted from the Federally promulgated mass-based standards in accordance with the Federal General Pretreatment Regulations at 40 CFR 403.6(c). These limits represent the more stringent of the converted standards and local limitations.

** Permittee is required to use EPA Method 1664 (Revision A or B) Silica Gel Treated n-Hexane Extractable Material (SGT HEM) in 40 CFR 136 for Oil & Grease (O&G) analysis, and Permittee must report Total O&G- SGT HEM. The non-polar material O&G Daily Maximum target level should be no greater than 100 mg/L as recommended in "Treatability of Oil and Grease Discharge to Publicly Owned Treatment Works", Document EPA 440/1-75/066, April 1975.

**APPENDIX S - Electrical and Electronic Components
Subpart A – Semiconductor Subcategory
Pretreatment Standards for New Sources
40 CFR 469.18**

**Entrepix, Inc.
4717 East Hilton Avenue
Phoenix, Arizona 85034-6404**

98.70% Combined Wastestream Formula		
Permit № 1804-30385		
Effective 04/01/2018 through 03/31/2023		
Parameter	Daily Maximum (mg/L)	Monthly Average (mg/L)
Arsenic	0.13	N/A
Cadmium	0.047	N/A
Copper	1.5	N/A
Cyanide (T)	2.0	N/A
Lead	0.41	N/A
Mercury	0.0023	N/A
Selenium	0.10	N/A
Silver	.43	N/A
TTO*	1.35	N/A
Zinc	3.5	N/A
pH	5.0 – 10.5 SU	N/A

*These limitations were derived by applying the Combined Wastestream Formula at 40 CFR 403.6(e) to the discharges regulated under Local Limitations and Electrical and Electronic Components Subpart A – Semiconductor Subcategory Standards (40 CFR 469).

**APPENDIX T – Electrical and Electronic Components
Subpart B – Electronic Crystals Subcategory
Pretreatment Standards for New Sources
40 CFR 469.28**

**SUMCO Southwest Corporation
19801 North Tatum Boulevard
Phoenix, Arizona 85050-4201**

24% Combined Wastestream Formula		
Permit № 2108-5340		
Effective 08/01/2021 through 07/31/2026		
Parameter	Daily Maximum (mg/L)	Monthly Average (mg/L)
Arsenic	0.13	0.20
Cadmium	0.047	N/A
Copper	1.5	N/A
Cyanide (T)	2.0	N/A
Lead	0.41	N/A
Mercury	0.0023	N/A
Selenium	0.10	N/A
Silver	1.2	N/A
TTO*	0.324	N/A
Zinc	3.5	N/A
pH	5.0 – 10.5 SU	N/A

*These limitations were derived by applying the Combined Wastestream Formula at 40 CFR 403.6(e) to the discharges regulated under Local Limitations and Electrical and Electronic Components Subpart B – Electronic Crystals Subcategory Standards (40 CFR 469).

**APPENDIX U – Nonferrous Metals Forming and Metal Powders
 Subpart C – Nickel-Cobalt Forming Subcategory
 Best Practicable Control Technology
 40 CFR 471.31(t) Surface Treatment Rinse**

**Arizona Cast Turbine LLC
 3110 N Oakland Street, Suite 1114
 Mesa, Arizona 85215**

Concentration Equivalent		
Permit Effective 12/08/2021 through 12/07/2026		
Parameter	Daily Maximum (*)	Monthly Average (*)
Chromium	10.4	4.25
Nickel	45.3	30.0
Fluoride	1410	623
Oil and Grease	472	283
TSS	968	460
pH	(1)	(1)

*mg/off-kg (pounds per million off-pounds) of nickel-cobalt surface treated
 (1) Within the range of 7.5 to 10.0 at all time

**APPENDIX V - Metal Finishing
Pretreatment Standards for New Sources
40 CFR 433.17**

**MPP Group of Companies
230 South 49th Avenue
Phoenix, Arizona 85043-3905**

96.03% Combined Wastestream Limits		
Permit № 1801-5335		
Effective 01/01/2018 through 12/31/2022		
Parameter	Daily Maximum (mg/L)	Monthly Average (mg/L)
Arsenic	0.13	N/A
Cadmium*	0.047	0.06
Chromium*	2.66	1.64
Copper*	1.5	1.90
Cyanide (T)*	1.15	0.63
Lead*	0.41	0.39
Mercury	0.0023	N/A
Nickel*	3.83	2.29
Selenium	0.10	N/A
Silver*	0.41	0.23
TTO*	2.05	N/A
Zinc*	2.51	1.42
pH	5.0 – 10.5 SU	N/A

*These limitations were derived by applying the Combined Wastestream Formula at 40 CFR 403.6(e) to the discharges regulated under Local Limitations and Metal Finishing Standards (40 CFR 433). Cyanide limitations apply to cyanide bearing process wastewaters prior to combining with other process flows.

**APPENDIX W - Metal Finishing
Pretreatment Standards for New Sources
40 CFR 433.17**

**Honeywell Mechanical Repair and Overhaul
Phoenix Repair and Overhaul
1944 East Sky Harbor Circle
Phoenix, Arizona 85034-3442**

90.91% Combined Wastestream Limits		
Permit № 1807-2990		
Effective 07/01/2018 through 06/30/2023		
Parameter	Daily Maximum (mg/L)	Monthly Average (mg/L)
Arsenic	0.13	N/A
Cadmium*	0.047	0.068
Chromium*	2.41	1.49
Copper*	1.5	1.80
Cyanide (T)*	1.05	0.57
Lead*	0.41	0.37
Mercury	0.0023	N/A
Nickel*	3.47	2.07
Selenium	0.10	N/A
Silver*	0.37	0.21
TTO*	1.85	N/A
Zinc*	2.27	1.29
pH	5.0 – 10.5 SU	N/A

*These limitations were derived by applying the Combined Wastestream Formula at 40 CFR 403.6(e) to the discharges regulated under Local Limitations and Metal Finishing Standards (40 CFR 433). Cyanide limitations apply to cyanide bearing process wastewaters prior to combining with other process flows.

**APPENDIX X– Pharmaceutical Manufacturing
Subpart D Mixing/Compounding and Formulation Subcategory
Pretreatment Standards for New Sources
40 CFR 439.47**

**Celgene Corporation
620 North 51st Avenue
Phoenix, Arizona 85043-2702**

3.60% Combined Wastestream Limits		
Permit № 1903-27278		
Effective 03/01/2019 through 02/28/2022		
Parameter	Daily Maximum (mg/L)	Monthly Average (mg/L)
Acetone*	0.750	0.300
Arsenic	0.13	N/A
Cadmium	0.047	N/A
Copper	1.5	N/A
Cyanide (T)	2.0	N/A
Ethyl Acetate*	0.750	0.300
Isopropyl Acetate*	0.750	0.300
Lead	0.41	N/A
Mercury	0.0023	N/A
Methylene Chloride*	0.110	0.030
n-Amyl Acetate*	0.750	0.300
Selenium	0.10	N/A
Silver	1.2	N/A
Zinc	3.5	N/A
pH	5.0 – 10.5 SU	N/A

*These limitations were derived by applying the Combined Wastestream Formula at 40 CFR 403.6(e) to the discharges regulated under Local Limitations and Pharmaceutical Manufacturing – Subpart D Mixing/Compounding and Formulation Subcategory Standards (40 CFR 439).

**APPENDIX Y– Pharmaceutical Manufacturing
Subpart D Mixing/Compounding and Formulation Subcategory
Pretreatment Standards for Existing Sources
40 CFR 439.46**

**The Procter & Gamble Manufacturing Company
2050 South 35th Avenue
Phoenix, Arizona 85009-6705**

70.50% Combined Wastestream Limits		
Permit № 1903-27278		
Effective 07/01/2019 through 06/30/2024		
Parameter	Daily Maximum (mg/L)	Monthly Average (mg/L)
Acetone*	14.6	5.8
Arsenic	0.13	N/A
Cadmium	0.047	N/A
Copper	1.5	N/A
Cyanide (T)	2.0	N/A
Ethyl Acetate*	14.6	5.8
Isopropyl Acetate*	14.6	5.8
Lead	0.41	N/A
Mercury	0.0023	N/A
Methylene Chloride*	2.1	0.3
n-Amyl Acetate*	14.6	5.8
Selenium	0.10	N/A
Silver	1.2	N/A
Zinc	3.5	N/A
pH	5.0 – 10.5 SU	N/A

*These limitations were derived by applying the Combined Wastestream Formula at 40 CFR 403.6(e) to the discharges regulated under Local Limitations and Pharmaceutical Manufacturing – Subpart D Mixing/Compounding and Formulation Subcategory Standards (40 CFR 439).

Limits Appendices Tempe

The Limits Appendices on the following pages are used in the City of Tempe Significant Industrial User Compliance Status Reports of this annual report, and apply to the discharges from all permitted industrial users throughout the City of Tempe service area. The more stringent of applicable Federal Categorical Standards and the Local Limits contained in Appendix T-A are applied on a parameter-by-parameter basis to the industrial users' discharges.

All limitations for each limit appendix are in concentration units of milligrams per liter, unless noted otherwise.

APPENDIX DESCRIPTION

T-A	Tempe Local Limits
T-B	413.14 and 413.54 Electroplating Subparts A and E PSES < 10,000 GPD
T-C	413.84 Electroplating PSES > 10,000 GPD
T-D	433.15 Metal Finishing PSES
T-E	433.17 Metal Finishing PSNS
T-F	469.16 and 469.18 Electrical and Electronic Components Subpart A PSES and PSNS
T-G	469.26 Electrical and Electronic Components Subpart B PSES
T-H	469.34 Electrical and Electronic Components Subpart C PSES
T-I	426.136.Glass Manufacturing Subpart M (b) PSNS
T-J	461.15.Battery Manufacturing Subpart A (2) PSNS
T-K	423.16 Steam Electric Power Generating PSES
T-L	439.47 Pharmaceutical Manufacturing Subpart D PSNS
T-M	421.266 Nonferrous Metals Manufacturing Subpart X PSNS
T-N	469.28 Electrical and Electronic Components Subpart B PSNS
T-O	469.36 Electrical and Electronic Components Subpart C PSNS

**APPENDIX T-A
Tempe Local Limits**

Metals	Daily Maximum mg/l	Organics	Daily Maximum mg/l	
Arsenic	0.13	Benzene	0.035	
Cadmium	0.047	Chloroform	2.0	
Copper	1.5	Other	Daily Maximum	
Lead	0.41	pH (High)	10.5 standard units	
Mercury	0.0023	pH (Low)	5 standard units	
Selenium	0.10	Temperature (Max)	150°F/66°C	Degrees
Silver	1.2	Flash Point	140°F/60°C	Degrees
Zinc	3.5			
Anions	Daily Maximum mg/l	Prohibited Substances		
Cyanide (T)	2.00	4,4' - DDE		
		4,4' - DDT		
		Aldrin		
		BHC-Alpha		
		BHC-Beta		
		BHC-Gamma (Lindane)		
		Heptachlor		
		Heptachlor Epoxide		
		Polychlorinated Biphenyl Compounds (PCBs)		
		Pretreatment Sludges		

APPENDIX T-B

40 CFR 413 - Electroplating Point Source Category, <10,000 GPD

**40 CFR 413.14, Subpart A – Electroplating of Common Metals Subcategory,
Pretreatment Standards for Existing Sources (PSES)**

and

**40 CFR 413.54, Subpart E – Coatings Subcategory,
Pretreatment Standards for Existing Sources (PSES)**

Parameter	Daily Maximum mg/l	Four-Day Average mg/l	Sample Method
Cyanide, Amenable*	5.00	2.70	Grab
Lead, Total	0.60	0.40	Composite
Cadmium, Total	1.20	0.70	Composite
Total Toxic Organics	4.57	N/A	Grab

* The Cyanide sample shall be taken at the end of CN destruction and before mixing with any other waste stream if process is present.

APPENDIX T-C

**40 CFR 413.84 - Electroplating Point Source Category, > 10,000 GPD
Subpart H - Printed Circuit Board Subcategory,
Pretreatment Standards for Existing Sources (PSES)**

Parameter	Daily Maximum mg/l	Four-Day Average mg/l	Sample Method
Cyanide, Total*	1.90	1.00	Grab
Copper, Total	4.50	2.70	Composite
Nickel, Total	4.10	2.60	Composite
Chromium, Total	7.00	4.00	Composite
Zinc, Total	4.20	2.60	Composite
Lead, Total	0.60	0.40	Composite
Cadmium, Total	1.20	0.70	Composite
Total Metals**	10.50	6.80	Composite
Total Toxic Organics	2.13	N/A	Grab

* The Cyanide sample shall be taken at the end of CN destruction and before mixing with any other waste stream if process is present.

** The term "total metals" is defined as the sum of the concentration or mass of Copper (Cu), Nickel (Ni), Chromium (Cr)(total) and Zinc (Zn).

APPENDIX T-D

**40 CFR 433.15 - Metal Finishing Point Source Category,
Subpart A – Metal Finishing Subcategory,
Pretreatment Standards for Existing Sources (PSES)**

Parameter	Daily Maximum mg/l	Monthly Average mg/l	Sample Method
Cadmium, Total	0.69	0.26	Composite
Chromium, Total	2.77	1.71	Composite
Copper, Total	3.38	2.07	Composite
Lead, Total	0.69	0.43	Composite
Nickel, Total	3.98	2.38	Composite
Silver, Total	0.43	0.24	Composite
Zinc, Total	2.61	1.48	Composite
Cyanide, Total*	1.20	0.65	Grab
Total Toxic Organics	2.13	N/A	Grab

* The Cyanide sample shall be taken at the end of CN destruction and before mixing with any other waste stream if process is present.

APPENDIX T-E

**40 CFR 433.17 - Metal Finishing Point Source Category,
Subpart A – Metal Finishing Subcategory,
Pretreatment Standards for New Sources (PSNS)**

Parameter	Daily Maximum mg/l	Monthly Average mg/l	Sample Method
Cadmium, Total	0.11	0.07	Composite
Chromium, Total	2.77	1.71	Composite
Copper, Total	3.38	2.07	Composite
Lead, Total	0.69	0.43	Composite
Nickel, Total	3.98	2.38	Composite
Silver, Total	0.43	0.24	Composite
Zinc, Total	2.61	1.48	Composite
Cyanide, Total*	1.20	0.65	Grab
Total Toxic Organics	2.13	N/A	Grab

* The Cyanide sample shall be taken at the end of CN destruction and before mixing with any other waste stream if process is present.

APPENDIX T-F

**40 CFR 469.16 – Electrical and Electronic Components Point Source Category,
Subpart A – Semiconductor Subcategory
Pretreatment Standards for Existing Sources (PSES)**

AND

**40 CFR 469.18 - Electrical and Electronic Components Point Source Category,
Subpart A - Semiconductor Subcategory,
Pretreatment Standards for New Sources (PSNS)**

Parameter	Daily Maximum mg/l	Monthly Average mg/l	Sample Method
Total Toxic Organics	1.37	N/A	Grab

APPENDIX T-G

**40 CFR 469.26 - Electrical and Electronic Components Point Source Category,
Subpart B - Electronic Crystals Subcategory,
Pretreatment Standards for Existing Sources (PSES)**

Parameter	Daily Maximum mg/l	Monthly Average mg/l	Sample Method
Total Toxic Organics	1.37	N/A	Grab
Arsenic, Total	2.09	0.83	Composite

APPENDIX T-H

**40 CFR 469.34 - Electrical and Electronic Components Point Source Category,
Subpart C - Cathode Ray Tube Subcategory,
Pretreatment Standards for Existing Sources (PSES)**

Parameter	Daily Maximum mg/l	Monthly Average mg/l	Sample Method
Total Toxic Organics	1.58	N/A	Grab
Cadmium, Total	0.06	0.03	Composite
Chromium, Total	0.65	0.30	Composite
Lead, Total	1.12	0.41	Composite
Zinc, Total	1.38	0.56	Composite
Fluoride, Total	35.00	18.00	Composite

APPENDIX T-I

**40 CFR 426.136 - Glass Manufacturing Point Source Category
Subpart M (b) - Hand Pressed and Blown Glass Manufacturing Subcategory
Pretreatment Standards for New Sources (PSNS)**

Parameter	Daily Maximum mg/l	Monthly Average mg/l	Sample Method
Fluoride, Total	26.00	13.00	Composite

APPENDIX T-J

**40 CFR 461.15 - Battery Manufacturing Point Source Category
Subpart A (2) - Cadmium Subcategory - Impregnated Anodes
Pretreatment Standards for New Sources (PSNS)**

Parameter	Daily Maximum mg/kg	Monthly Average mg/kg	Sample Method
Cadmium, Total	40.00	16.00	Composite
Nickel, Total	110.00	74.00	Composite
Zinc, Total	204.00	84.00	Composite
Cobalt, Total	28.00	14.00	Composite

APPENDIX T-K

**40 CFR 423.16 - Steam Electric Power Generating Point Source Category
Pretreatment Standards for Existing Sources (PSES)**

Parameter	Chemical Metal Cleaning Wastes Daily Maximum mg/l	Cooling Tower Blowdown Maximum anytime mg/l	Sample Method
Copper, Total*	1.00	N/A	Composite
Chromium, Total	N/A	0.20	Composite
Zinc, Total	N/A	1.00	Composite
All other Priority Pollutants	N/A	No Detectable Amount	Composite

There shall be no discharge of Polychlorinated Biphenyls.

* This applies only when chemical metal cleaning waste is being discharged.

APPENDIX T-L

**40 CFR 439.47 - Pharmaceutical Manufacturing Point Source Category
Subpart D - Mixing/Compounding and Formulation Subcategory
Pretreatment Standards for New Sources (PSNS)**

Parameter	Daily Maximum mg/l	Monthly Average mg/l	Sample Method
Acetone	20.70	8.20	Grab
n-Amyl acetate	20.70	8.20	Grab
Ethyl acetate	20.70	8.20	Grab
Isopropyl acetate	20.70	8.20	Grab
Methylene chloride	3.00	0.70	Grab

APPENDIX T-M

**40 CFR 421 - Nonferrous Metals Manufacturing Point Source Category
Subpart X - Secondary Precious Metals Subcategory,
§421.266 - Pretreatment Standards for New Sources (PSNS)
(c) Spent Plating Solutions**

(as amended at 55 FR 31711-31713, August 3, 1990)

Pollutant	Daily Maximum mg/l	Monthly Average mg/l	Sample Method
Copper	1.28	0.61	Composite
Cyanide (Total)	0.20	0.08	Grab
Zinc	1.02	0.42	Composite
Combined Metals (Au, Pt, Pd only)	0.30	----	Composite
Ammonia (as N)	133.30	58.60	Composite

APPENDIX T-N

**40 CFR 469.28 - Electrical and Electronic Components
Point Source Category
Subpart B - Electronic Crystals Subcategory
Pretreatment Standards for New Sources (PSNS)**

Parameter	Daily Maximum mg/l	Monthly Average mg/l	Sample Method
Total Toxic Organics	1.37	N/A	Grab
Arsenic (T)*	2.09	.083	Composite

* The Arsenic (T) limitation only applies to manufacturers of gallium or indium arsenide crystals.

APPENDIX T-O

**40 CFR 469.36 – Electrical and Electronic Components
Point Source Category
Subpart C – Cathode Ray Tube Subcategory
Pretreatment Standards for New Sources (PSNS)**

Parameter	Daily Maximum mg/l	Monthly Average mg/l	Sample Method
Total Toxic Organics	1.58	N/A	Grab
Cadmium (T)	0.06	0.03	Composite
Chromium (T)	0.56	0.26	Composite
Lead (T)	0.72	0.27	Composite
Zinc (T)	0.80	0.33	Composite
Fluoride (T)	35.00	18.00	Composite

GUIDE TO THE SIU COMPLIANCE STATUS REPORT FORM

In order to facilitate understanding of the information supplied on the Significant Industrial User (SIU) Compliance Status Report Form contained in this report, the following words and phrases have been defined beginning with the top left hand portion of the form and continuing through to the bottom of the reverse side (refer to sample form following this guide):

1. **NAME:** The correct legal name of the significant industrial user (SIU).
2. **REPORT PERIOD:** The report is done yearly or on a quarterly basis. The four quarters end on March 31, June 30, September 30, and December 31. The year ends on December 31. The report period including the year is shown here.
3. **SERVICE ADDRESS:** The street address of the SIU, which contains the authorized discharge point(s) to the sewer.
4. **MAILING ADDRESS:** The address where written communication is given to the SIU. This may be the same as the service address.
5. **CATEGORICAL INDUSTRIAL USER:** This is followed by a "yes" or "no". If a yes is inserted, then the appropriate 40 CFR Citation is used in 5a. For example, a company having plating operations with thermal infusion coating process would have a 40 CFR cite of 40 CFR 433.17. "CFR" stands for Code of Federal Regulations. If this is a Non-Categorical SIU, N/A would be shown in 5a.
6. **LIMITS APPENDIX:** Identifies the parameters and limits with which the SIU must comply. These limits are identified with letters of the alphabet, which in turn corresponds to the applicable limits. For example, the letter "A" contains the city code limitations. To review the actual limitations see the limits appendices found in this Report.
7. **BMR SUBMITTED:** This is the date that the Baseline Monitoring Report (BMR) was submitted. This report is a requirement for all categorical users discharging to the sewer.
8. **TTO Certification Date Submitted:** Either the date submitted or N/A should be indicated. For facilities having limits for total toxic organics (TTO), this indicates the date certification was last provided during the pretreatment year.
9. **PERMIT EFFECTIVE:** This is the date that a City Permit was effective authorizing the SIU to discharge to the City sewer.
10. **PERMIT EXPIRES:** This is the date that the City Permit expires. If the date is followed by the letters "AC", this means that even though the SIU timely submitted an application for a renewed permit, a renewed permit has not yet been issued and is administratively continued or automatically extended. The existing permit remains in full force and effect until the renewed permit is issued.
11. **SAMPLING LOCATION VERIFIED ON:** This is the last date on which the point at which compliance samples are taken was visually viewed and verified by the City.
12. **RCRA NOTICE:** This acronym stands for the Resource Conservation and Recovery Act (42 U.S.C. § 6901 et seq.). 40 CFR 403.8(f)(2)(iii) requires the City to notify industrial users (IUs) of any applicable requirements under Subtitles C and D of RCRA. Generally, this notice describes requirements applicable to IUs regarding the identification of hazardous wastes generated by those IUs and limitations regarding hazardous waste accumulation and storage by IUs. This notice is generally given to the IU in one of the following EPA documents: "RCRA Information on Hazardous Waste for Publicly Owned Treatment Works"; "Understanding the Small Quantity Generator Hazardous Waste Rules." The RCRA Notice is the date of the letter sent to the IU.
13. **SLUG CONTROL PLAN EVALUATION DATE:** This is the last date that the SIU was evaluated to determine the need for a plan to control slug discharges.
14. **COMPLIANCE SAMPLING POINT No:** This refers to a manhole, petcock, valve, sampling port, open-channel flow device, or other waste plumbing appurtenance specifically

designated by the Director for monitoring wastewater flows and for collection of samples for determination of compliance with effluent limitations.

15.
 - a. **NUMBER OF INSPECTIONS:** Indicates the number of on-site inspections of the SIU during the quarter. Every inspection is followed-up with a written report. The date the inspection was actually performed determines its quarter location on the form, even though a typed report may not be finalized until a later quarter.
 - b. **NUMBER OF CITY SAMPLING DAYS:** Indicates the actual number of days that the City took wastewater samples that were successfully analyzed with a result during the quarter for the IU as a whole. NOTE: Days in which pH was the only parameter monitored are not included in this number. NOTE: Where the IU has multiple compliance sampling points, the number City Sampling Days IS NOT multiplied by the number of compliance sampling points.
 - c. **NUMBER OF SIU SAMPLING DAYS:** Indicates the actual number of days that the SIU took wastewater samples that were successfully analyzed with a result during the quarter. Note: Days in which pH was the only parameter monitored are not included in this number.
 - d. **NUMBER OF PARAMETER VIOLATIONS:** Indicates the actual number of parameters (limitations) that were violated during the quarter. As an example, if there was one copper and one silver limit exceeded on July 14, then the Arabic number two (2) would appear for this requirement in the Third Quarter box.
 - e. **NUMBER OF INSPECTION VIOLATIONS:** Indicates by quarter the number of pretreatment violations that were found through on-site inspections of the SIU.
 - f. **NUMBER OF REPORTING VIOLATIONS:** SIUs are required to submit periodic reports that include results of their sampling, as well as meeting other reporting obligations. This indicates the actual number of pretreatment violations arising from failure to meet reporting requirements.
 - g. **NUMBER OF PERMIT CONDITION VIOLATIONS:** Indicates by quarter the number of permit condition violations found. Examples of permit condition violations are failure to sample required parameters; using incorrect analytical methods; taking grab samples in lieu of composite when required. NOTE: Each parameter counts as a violation where the IU fails to sample or fails to correctly analyze.
 - h. **COMPLIANCE STATUS:** This is indicated by the letters "C", "I", and "S", which is further discussed in "Compliance codes" below.
 - i. **EVALUATED AS OF:** This is the actual date on which the compliance status of the SIU was determined, using data available at that time.
16. **COMPLIANCE CODES:**
 - a. C = Compliance: This means that the SIU was in 100 percent compliance with every applicable pretreatment requirement for every day in the quarter.
 - b. I = Inconsistent Compliance: This means that the SIU had at least one pretreatment violation during the quarter, but the violation(s) did not meet the definition of Significant Noncompliance (SNC).
 - c. S = Significant Noncompliance (SNC): This is a term that is defined in 40 CFR 403.8(f)(2)(vii) and in City Code that requires an IU having SNC pretreatment violations to be published in the largest local daily newspaper (Arizona Republic). SNC is determined for each quarter using data from the previous six months. The quarter for SNC is determined by the date on which the violation occurred, i.e., the quarter for SNC late reporting is the first day on which the report is late. Pretreatment Violations that meet the SNC criteria are:
 - (i) chronic violations of wastewater discharge limits are those in which 66 percent or more of all of the measurements taken during a six-month period exceed (by any magnitude) the daily maximum limit or the average limit for the same pollutant

- parameter;
- (ii) technical review criteria (TRC) violations, are those in which 33 percent or more of all of the measurements for each pollutant parameter taken during a six-month period equal or exceed the product of the daily maximum limit or the average limit multiplied by the applicable TRC (TRC=1.4 FOR BOD, TSS, fats, oil, and grease, and 1.2 for all other pollutants except pH);
 - (iii) any other violation of a pretreatment effluent limit (daily maximum or longer-term average) that the City determines has caused, alone or in combination with other discharges, interference or pass through (including endangering the health of Publicly Owned Treatment Plant (POTW) personnel or the general public);
 - (iv) any discharge of a pollutant that has caused imminent endangerment to human health, welfare or to the environment or has resulted in the POTW's exercise of its emergency authority to halt or prevent such a discharge;
 - (v) failure to meet, within 90 days after the schedule date, a compliance schedule milestone contained in a permit or enforcement order for starting construction, completing construction, or attaining final compliance;
 - (vi) failure to provide, within 30 days after the due date, required reports such as baseline monitoring reports, 90-day compliance reports, periodic self monitoring reports, and reports on compliance with compliance schedules;
 - (vii) failure to accurately report noncompliance; or
 - (viii) any other violation or group of violations, which the City determines, will adversely affect the operation or implementation of the local pretreatment program.

17. IF COMPANY IS IN "I" OR "S" THEN THE FOLLOWING TABLE APPLIES: This table contains information, which clarifies the nature and degree of violation of pretreatment requirements. The Quarter indicates what time period in which the violation occurred. The type of violation tells what it is, e.g., parameter, reporting, permit condition, etc. This is followed by boxes labeled "date of violation", sample composite or grab", "limit federal or city", and "monitoring City or IU", which further identify the violation and source of detection. The remaining large box identifies the parameter violated, a comparison of the violation number with the actual limitation, and the number of measurements per quarter.

18. ENFORCEMENT STATUS: Is identified with letters of the alphabet by quarter. These letters are discussed in "Enforcement Status Codes," below.

19. ENFORCEMENT STATUS CODES:

- A. Notice of Violation (NOV) - Written notice to the violating SIU, that a pretreatment violation had occurred and requesting information as to why it happened and what corrective measures will be taken to prevent future occurrences.
- B. Administrative Order (AO) - A written document issued by the City ordering specified action to be taken. These generally are compliance orders instructing the SIU to install pretreatment equipment. Note: Requiring an appearance of the SIU at an administrative proceeding falls within this category.
- C. Civil Action Filed - A lawsuit filed in Maricopa County Superior Court or U.S. District Court seeking damages, civil penalties, and/or an injunction for pretreatment violations.
- D. Criminal Action Filed - An action taken by the City Prosecutor seeking criminal fines and/or jail time for pretreatment violations.
- E. Pretreatment Settlement Agreement (PSA) - An out-of-court settlement addressing pretreatment violations. These agreements may provide for the payment of monetary penalties, completion of a compliance schedule, as well as stipulated civil penalties for future violations.
- F. Assessment of Monetary Penalties - This can be done as part of an out of court settlement or included within a civil action. This is the payment of money by the SIU for pretreatment violations. The maximum civil penalty by law is \$25,000 per day for each violation.

- G. Restriction of Flow - Reduction of the volume of industrial wastewater that can be lawfully discharged into the sanitary sewer.
 - H. Permit Revocation - A SIU can only lawfully discharge wastewater in accordance with a Permit issued by the City, which Permit can be taken away from the SIU.
 - I. Compliance Schedule Issued - Is a timetable under which specified pretreatment equipment must be installed and/or management and operation practices must be implemented. Such schedules may also be part of Administrative Orders or within Review Meeting Summaries.
 - J. Disconnection from Sewer - The actual physical blocking of the SIU from the sanitary sewer.
 - K. Published in Newspaper as Significant Violator in Prior Reporting Year - Newspaper publication is required of all SNC violators during the prior reporting year. This publication is generally done in March.
 - L. Temporary Increase in SIU Self Monitoring (TISM) - If an SIU has one or more violations of any effluent limit, then the IU is notified that it is required to sample for all parameters that were violated once a week for four consecutive weeks. In the event that it is not possible for an IU to increase the frequency of self monitoring, then an unannounced inspection at the IU site will be performed. The cost of this enforcement activity will be billed to the IU. This procedure would apply to those IUs who are currently sampling every day or for every batch prior to discharge.
 - N. No Enforcement Action - Enforcement action is not required or necessary.
20. **ENFORCEMENT SUMMARY AND COMMENTS:** This begins the reverse portion of the form. Its purpose is to highlight and further elaborate upon violations and the appropriate enforcement action taken.
 21. **COMPANY NAME:** The legal name of the SIU.
 22. **PROCESS FLOW:** The calculated yearly average of wastewater that the SIU discharges to the sewer. This is usually stated in gallons per day (GPD).
 23. **GENERAL INFORMATION:** This section contains a brief description of what the SIU manufactures or what their regulated processes are in addition to the type of wastewater treatment system in place.
 24. **1ST QUARTER:** Provides for enforcement summary and comments for the quarter ending March 31.
 25. **2ND QUARTER:** Provides for enforcement summary and comments for the quarter ending June 30.
 26. **3RD QUARTER:** Provides for enforcement summary and comments for the quarter ending September 30.
 27. **4TH QUARTER:** Provides for enforcement summary and comments for the quarter ending December 31.
 28. **TO BE PUBLISHED THIS YEAR IN NEWSPAPER AS A SIGNIFICANT VIOLATOR:** SNC SIUs must be published in the newspaper. Indicate whether the SIU will be published for this reporting year is indicated in this section.
 29. **PENALTIES ASSESSED THIS REPORTING YEAR:** The City can seek civil penalties from SIUs for pretreatment violations. This section provides a running total of the amount of civil penalties assessed as agreed in all Pretreatment Settlement Agreements during the reporting year. NOTE: This is NOT the amount of calculated civil penalties. If criminal monetary penalties and/or jail time is applicable, then this will be specifically stated in this section.
 30. **PENALTIES COLLECTED THIS REPORTING YEAR:** This section provides a running total of the amount of all monetary penalties collected during the reporting year.

**CITY OF PHOENIX
SIGNIFICANT INDUSTRIAL USER COMPLIANCE STATUS REPORT**

NAME: (1)		REPORT PERIOD: (2)		
SERVICE ADDRESS: (3)		MAILING ADDRESS: (4)		
CATEGORICAL USER? (5)	40 CFR (5a)	LIMITS APPENDIX: (6)	BMR SUBMITTED: (7)	
TTO CERTIFICATION DATE SUBMITTED: (8)		PERMIT EFFECTIVE: (9)	PERMIT EXPIRES: (10)	
SAMPLING LOCATION VERIFIED ON: (11)		RCRA NOTICE: (12)		
SLUG CONTROL PLAN EVALUATION DATE: (13)		COMPLIANCE SAMPLING POINT №: (14)		
	1st Quarter (Jan 1 - Mar 31)	2nd Quarter (Apr 1 - Jun 30)	3rd Quarter (Jul 1 - Sep 30)	4th Quarter (Oct 1 - Dec 31)
Number of Inspections	(15a)			
Number of City Sampling Days	(15b)			
Number of IU Sampling Days	(15c)			
Number of Parameter Violations	(15d)			
Number of Inspection Violations	(15e)			
Number of Reporting Violations	(15f)			
Number of Permit Cond. Violations	(15g)			
Compliance Status	(15h)			
Evaluated as of:	(15i)			

COMPLIANCE CODES: C = Compliance I = Inconsistent Compliance S = Significant Noncompliance (16 a, b, c)
If company is in I or S, then the following table applies (17)

Quarter	Type of Violation	Date of Violation	Sample Composite or Grab	Limit Federal or City	Monitoring City or IU	Parameter	Value / Limit	Number of Measurements per Quarter
			1st Quarter (Jan 1 – Mar 31)		2nd Quarter (Apr 1 - Jun 30)		3rd Quarter (Jul 1 – Sep 30)	4th Quarter (Oct 1 - Dec 31)
Enforcement Status			(18)					

Enforcement Status Codes (19)

- | | | |
|--|--|---|
| A - Notice of Violation (NOV)
B - Administrative Order (AO)
C - Civil Action Filed
D - Criminal Action Filed
E - Pretreatment Settlement Agreement (PSA) | F - Assessment of Monetary Penalties
G - Restriction of Flow
H - Permit Revocation
I - Compliance Schedule Issued
J - Disconnection from Sewer | K - Published in Newspaper for Significant Non-Compliance (SNC) In Prior Reporting Year
L - Temporary Increase in IU Self Monitoring (TISM)
N - No Enforcement Action |
|--|--|---|

ENFORCEMENT SUMMARY AND COMMENTS (20)

Company Name: (21)

Process Flow: (22)

General Information and type of wastewater treatment	(23)
First Quarter	(24)
Second Quarter	(25)
Third Quarter	(26)
Fourth Quarter	(27)

To be published for this year in newspaper for Significant Non-Compliance? (28) Yes No

Penalties this reporting year: Assessed (29) Collected (30)

SECTION 2.1
CITY OF GLENDALE

POTW PRETREATMENT ANNUAL REPORT

CITY OF GLENDALE, ARIZONA

NPDES Permit Holder: City of Phoenix, Arizona

Period Covered by this Report: 01/01/2021 through 12/31/2021

Name of Wastewater Treatment Plant: 91st Avenue Wastewater Treatment Plant

NPDES Permit Number: AZ0020524

Person to Contact Concerning City of Glendale Information Contained in the Report:

Dave Nigh
Environmental Compliance Officer
City of Glendale
5901 North Glen Harbor Boulevard
Glendale, Arizona 85307-4502
623-930-4779

As required by 40 C.F.R. Section 122.22(b)(2):

I certify under penalty of law that all CITY OF GLENDALE attachments contained in this document were prepared under my direction or supervision in accordance with a system designed to assure that qualified personnel properly gather and evaluate the information submitted. Based on my inquiry of the person or persons who manage the system, or those persons directly responsible for gathering the information, the information submitted is, to the best of my knowledge and belief, true, accurate, and complete. I am aware that there are significant penalties for submitting false information, including the possibility of fine and imprisonment for knowing violations.

1/31/2022

Date:



Dave Nigh
Environmental Compliance Officer
City of Glendale, Arizona



CITY OF GLENDALE, ARIZONA



WESTGATE CITY CENTER: In the heart of Glendale's Sports & Entertainment District, Westgate includes restaurants, shops, hotels, sports and entertainment.

Glendale was founded in 1892 by W.J. Murphy and is located in Maricopa County on the western border of Phoenix. Incorporated as a town in 1910, agriculture and railway shipping sustained Glendale's early growth. The City has grown from its original one square mile to more than 62 square miles today.

Glendale's modern economic base is diverse and continues to expand. Major industries experiencing significant growth include healthcare, advanced business services, high tech manufacturing, technology, education, aviation, and aerospace and defense. Luke Air Force Base is the largest fighter training base in the western world and is located on the western boundary of Glendale known as the "New Frontier".

Downtown Glendale is the historic heart of Glendale and is renowned for its small town charm and spectacular annual events. The Glendale Sports and Entertainment District will again be in the international spotlight, hosting the 2023 Superbowl and 2024 NCAA Final Four Tournament. The Sports and Entertainment District is also home to the NHL Gila River Arena and NFL State Farm Stadium and MLB Camelback Ranch spring training facility.

The Glendale Pretreatment Program officially began in 1983 as a requirement of the US EPA. The basis of this requirement is the 1972 Clean Water Act and the 1978 Federal General Pretreatment Regulations. The objectives of the Pretreatment Program are to prevent interference at the 91st Avenue Publicly Owned Treatment Works, prevent pass-through of pollutants from the treatment works, prevent contamination of treatment plant sludge to allow for land application or landfilling, and to protect the health and safety of our sewer and treatment plant personnel.



City of Glendale NPDES Annual Report 2021

Pretreatment Program Changes and Other Activities

Program Changes

No significant changes made this calendar year.

SROG Participation

City of Glendale Pretreatment Administrator acted as Chair of the monthly Sub Regional Operating Group (SROG) Technical Advisory Committee meetings held at the AMWUA offices in Phoenix during this period. Glendale Pretreatment personnel also attend quarterly Multi Cities FOG (fats, oil & grease) interest group meetings to discuss valley wide FOG related issues, and AZ WATER Pretreatment Committee meetings as well.

Training / Seminars Attended by Pretreatment Personnel

- City of Glendale Pretreatment personnel use an online safety training program to complete required OSHA compliance trainings.
- The annual AZ WATER conference was attended virtually by pretreatment division staff in 2021.
- All pretreatment inspectors attended two AZ FOG & Pretreatment virtual workshops in 2021.
- Four pretreatment employees completed numerous webinar trainings relating to pretreatment, grease interceptors and related topics.

Public Participation / Education

The City of Glendale Pretreatment Program webpage is available through the city website at www.glendaleaz.com

City of Glendale Pretreatment personnel routinely distribute brochures during commercial inspection such as: *The City of Glendale Pretreatment Program*; *Pollution Prevention for Automotive Maintenance and Repair Shops*; *Pocket Guide to Grease Traps and Interceptors for Eating Establishments*; *Fat-Free Sewers (Published in English and Spanish)*; *Pollution Prevention Begins with You*; and the ADEQ *Managing Hazardous Waste Handbook*.



City of Glendale

Pretreatment Program 2021

Pollution Prevention Through Point Source Control Measures

Section C.1 of the National Pollutant Discharge Elimination System (NPDES) Permit No. AZ0020524 requires Sub-Regional Operating Group (SROG) member cities to submit progress reports detailing efforts pertaining to pollution prevention through point source control measures. The City of Glendale's activities of January through December 2021 are summarized below.

Point Source Control Program

Pollutants of Concern:

Businesses that have the potential to discharge pollutants of concern have been found in 50+ different SIC code designations within the City of Glendale. Our commercial inspection program includes all businesses with pollutants of concern including, but not limited to: laundries, dry cleaners, beauty shops, automotive repair, car washes, medical facilities, and public schools. Our updated database includes over 1,300 such businesses in Glendale and pollution prevention inspections are performed periodically at these businesses. There were over 1000 commercial inspections conducted in 2021 (includes follow-up inspections). Educational materials regarding waste minimization and pollution prevention are handed out during these inspections.

Fats, Oil & Grease Program:

The City of Glendale's Pretreatment database currently identifies 908 active facilities that have potential fats, oil, and grease (FOG) discharges and thus receive periodic inspections based on needs by the staff. There were over 800 FOG related field inspections performed during 2021. The importance of FOG facility inspections continues and accounted for more than 60% of all pretreatment inspections conducted in 2021.

Significant Industrial Users (SIUs):

Annual sampling is conducted at Arrowhead Hospital; Banner Thunderbird Medical Center; Corning Communications; Magellan Aerospace, Glendale, Inc.; All Pro Pumping Company; and American Pumping Company. All Significant Industrial Users are sampled and inspected on an annual basis to ensure compliance with industrial pretreatment discharge permit requirements. The City of Glendale Pretreatment Program periodically reviews business license records, planning and building department information and conducts field investigations to find other potential significant industrial users.

Storm Water Program:

The City of Glendale's Municipal Separate Storm Sewer System (MS4) Permit was re-issued in August of 2010. With this permit, the Glendale Pretreatment Program received additional duties. Performing 100+ stormwater related inspections per fiscal year is a requirement of the permit assigned to the Pretreatment staff. For the calendar year from January 1, 2021 to December 31, 2021, the City of Glendale Pretreatment Program conducted over 200 storm water inspections from a prioritized list based on the 11 storm water categories outlined by the Arizona Department of Environmental Quality. A one-page best management practices guidance document for the automotive repair industry was delivered to facilities of this type to fulfill an educational outreach requirement in 2021. A new MS4 permit was issued in July 2021 and the City is awaiting the final version from ADEQ.



CITY OF GLENDALE

SUMMARY OF PRETREATMENT PROGRAM EXPENDITURES

January 1, 2021 – December 31, 2021 – Total Pretreatment Expenditures
\$ 471,732.62

PRETREATMENT PROGRAM PERSONNEL

<u>Title</u>	<u>FTEs 2020</u>	<u>FTEs 2021</u>
Pretreatment Program Administrator	1.0	1.0
Pretreatment Inspector	3.0	3.0

PRETREATMENT PROGRAM EXPENDITURES

PC Replacement Charges	\$ 19,647.53
Chemicals, Sampling Supplies	\$2,010.88
General Supplies, Phones, Postage	\$ 4,489.22
Professional & Contractual Services	\$ 43,075.00
Uniforms	\$1,897.12
Vehicles & Fuel	\$ 9,839.52
Professional Development	\$ 2,115.00
Permit Fees	\$ 3,000.00
Insurance	\$25,661.54
Personnel Expenses	\$ 359,996.81

PRETREATMENT EQUIPMENT INVENTORY

<u>Equipment Name</u>	<u>Purchased 2019</u>	<u>Total 2020</u>
Computers	4	4
Samplers	0	5
Flowmeters/pH Meters	0	3/3
Vehicles	0	5
Gas Detectors	0	3
Tablets	4	4

**CITY OF GLENDALE
LIST OF SIGNIFICANT INDUSTRIAL USERS AS OF 12/31/2021**

	COMPANY NAME AND ADDRESS	WWTP	SIC Code	Regulation
1.	American Pumping Company 7220 N. 65th Avenue Glendale, Arizona 85301 Signatory: Mr. Tim Dear, Owner Contact: Mr. Tim Dear Phone: 602-252-8111	91 st Avenue	7699 1711	Local Limits
2.	Arrowhead Hospital 18701 N. 67th Avenue Glendale, AZ 85308 Signatory: Mr. Tim Riley, Director Facilities Services Contact: Mr. Tim Riley Phone: 623-537-3444	91 st Avenue	8062	Local Limits
3.	Banner Thunderbird Medical Center 5555 W Thunderbird Rd. Glendale, AZ 85306 Signatory: Mr. Raul Haro, Plant Operations Manager Contact: Mr. Raul Haro Phone: 602-865-3023	91 st Avenue	8062	Local Limits
4.	Corning Optical Communication RF LLC 5310 West Camelback Road Glendale, AZ 85301 Signatory: Todd Crane, Plant Manager Contact: Mr. Gary DeRichie Phone: 623-245-1050 Ext. 230	91 st Avenue	3644 3471	433.15
5.	Magellan Aerospace, Glendale Inc. 5440 West Missouri Ave Glendale, AZ 85301 Signatory: Mr. Jason Dougherty EHS Coordinator Contact: Mr. Robert Mills Phone: 623-939-9441	91 st Avenue	3361 3479	433.15
6.	All Pro Pumping and Hydro Jetting 6525 W. State Ave Glendale, AZ 85301 Signatory: Ryan Parsons, General Manager Contact: Charlie Ochoa Phone: 760-275-8330	91 st Avenue	7699 1711	Local Limits

<u>ADDITIONS</u>		
The following Significant Industrial Users were added in 2021:		
None		
<u>DELETIONS</u>		
The following Significant Industrial Users have ceased operations in 2021:		
None		
<u>RECLASSIFICATIONS</u>		
The following Significant Industrial Users have been reclassified in 2021:		
None		
<u>NAME CHANGES</u>		
The following Significant Industrial Users changed their names in 2021:		
None		
	IS NOW	

City of Glendale
PRETREATMENT PERFORMANCE SUMMARY
91st Avenue Wastewater Treatment Plant

I. General Information						
Control Authority Name: City of Glendale			NPDES No.: AZ0020524			
Address: 5901 N. Glen Harbor Boulevard		City: Glendale		State: Arizona		ZIP: 85307-4502
Contact Person: Dave Nigh, Environmental Compliance Officer				Contact Telephone Number: (623) 930-4779		
Reporting Period: January 1 – December 31, 2021		Categorical IUs: 2		Significant Non-Categorical IUs: 4		
II. Significant Industrial User Compliance						
	Categorical		Non-categorical		Total SIUs	
	Ne	%	Ne	%	Ne	%
1. No. of SIUs in Full Compliance	2	100	4	100	6	100
2. No. of SIUs in Inconsistent Compliance	0	0	0	0	0	0
3. No. of SIUs in Significant Noncompliance	0	0	0	0	0	0
4. No. of Parameter Violations	0		0		0	
5. No. of Reporting Violations	0		0		0	
6. No. of Permit Condition Violations	0		0		0	
III. Compliance Monitoring Program						
	Categorical		Non-categorical		Total SIUs	
1. No. of Control Documents Issued	0		0		0	
2. No. of Non-sampling Inspections Conducted	4		4		8	
3. No. of Facilities Inspected (Non-sampling)	2		4		6	
4. No. of Sampling Visits Conducted	6		8		14	
5. No. of Facilities Sampled	2		4		6	
IV. Enforcement Actions						
	Categorical		Non-categorical		Total SIUs	
1. Notices of Violations Issued to SIUs	0		0		0	
2. Temporary Increase in IU Self Monitoring	0		0		0	
3. Administrative Orders Issued to SIUs	0		0		0	
4. Compliance Schedules Issued	0		0		0	
5. Settlement Agreements	0		0		0	
6. Other Actions	0		0		0	
7. Amount of Penalties Collected (Total Dollars / IUs Assessed)	\$ 0.00 / 0		\$ 0.00 / 0		\$ 0.00 / 0	

CITY OF GLENDALE
SIGNIFICANT INDUSTRIAL USER COMPLIANCE STATUS REPORT

NAME: All Pro Pumping			REPORT PERIOD: 01/01/2021 through 12/31/2021		
SERVICE 6515 West Northview		MAILING ADDRESS: 6525 West State Avenue			
ADDRESS: Glendale, Arizona 85301		Glendale, Arizona 85301			
CATEGORICAL USER? No	40 CFR Local Limits	LIMITS APPENDIX: A	BMR SUBMITTED: N/A		
TTO CERTIFICATION DATE SUBMITTED: N/A	PERMIT EFFECTIVE: 09/01/2018	PERMIT EXPIRES: 08/31/2022			
SAMPLING LOCATION VERIFIED ON: 11/3/2021		RCRA NOTICE: N/A			
SLUG CONTROL PLAN EVALUATION DATE: N/A		COMPLIANCE SAMPLING POINT No: 001			
Number of Inspections	0	0	0	1	
Number of City Sampling Days	0	0	0	2	
Number of IU Sampling Days	0	1	1	0	
Number of Parameter Violations	0	0	0	0	
Number of Inspection Violations	0	0	0	0	
Number of Reporting Violations	0	0	0	0	
Number of Permit Cond. Violations	0	0	0	0	
Compliance Status	C	C	C	C	
Evaluated as of:	2/11/21	6/21/21	8/16/21	12/20/21	

COMPLIANCE CODES: C = Compliance I = Inconsistent Compliance S = Significant Noncompliance
If company is in I or S, then the following table applies:

Quarter	Type of Violation	Date of Violation	Sample Composite or Grab	Limit Federal or City	Monitoring City or IU	Parameter	Value / Limit	Number of Measurements per Quarter
			1st Quarter (Jan 1 – Mar 31)	2nd Quarter (Apr 1 - Jun 30)	3rd Quarter (Jul 1 – Sep 30)	4th Quarter (Oct 1 - Dec 31)		
Enforcement Status			N	N	N	N		

Enforcement Status Codes

- | | | |
|---|--------------------------------------|---|
| A - Notice of Violation (NOV) | F - Assessment of Monetary Penalties | K - Published in Newspaper for Significant Non-Compliance (SNC) In Prior Reporting Year |
| B - Administrative Order (AO) | G - Restriction of Flow | L - Temporary Increase in IU Self-Monitoring (TISM) |
| C - Civil Action Filed | H - Permit Revocation | N- No Enforcement Action |
| D - Criminal Action Filed | I - Compliance Schedule Issued | |
| E - Pretreatment Settlement Agreement (PSA) | J - Disconnection from Sewer | |

ENFORCEMENT SUMMARY AND COMMENTS

Company Name: All Pro Pumping

Process Flow: 27,335 gpd (Average)

General Information and type of wastewater treatment

All Pro Pumping specializes in batch treatment of commercial grease trap and residential septic waste. All Pro Pumping pretreatment system is a non-hazardous liquid waste dewatering system that consists of lime conditioning, polymer addition, and belt press dewatering. Discharge average is approximately 8,351 gallons per day, approx..28 days per month. Flow and pH are monitored continuously during all batch discharges.

First Quarter

Second Quarter

Third Quarter

Fourth Quarter

To be published for this year in newspaper for Significant Non-Compliance? Yes X No

Penalties this reporting Year: Assessed \$ 0.00 Collected \$ 0.00

ENFORCEMENT SUMMARY AND COMMENTS

Company Name: American Pumping Service, Inc.

Process Flow: 7,440 gpd (Average)

General Information and type of wastewater treatment	<p>American Pumping specializes in batch treatment of commercial grease trap and residential septic waste. American Pumping's pretreatment system is a non-hazardous liquid waste dewatering system that consists of lime conditioning, polymer addition, and belt press dewatering. Discharge average is approximately 7,440 gallons per day, 21 days per month. Flow and pH are monitored continuously during all batch discharges.</p>
First Quarter	
Second Quarter	
Third Quarter	
Fourth Quarter	

To be published for this year in newspaper for Significant Non-Compliance? Yes X No

Penalties this reporting Year: Assessed \$ 0.00 Collected \$ 0.00

**CITY OF GLENDALE
SIGNIFICANT INDUSTRIAL USER COMPLIANCE STATUS REPORT**

NAME: Arrowhead Hospital		REPORT PERIOD: 01/01/2021 through 12/31/2021		
SERVICE ADDRESS: 18701 N. 67 th Avenue Glendale, Arizona 85308		MAILING ADDRESS: Same		
CATEGORICAL USER? No	40 CFR Local Limits	LIMITS APPENDIX: A	BMR SUBMITTED: N/A	
TTO CERTIFICATION DATE SUBMITTED: N/A		PERMIT EFFECTIVE: 01/03/2014	PERMIT EXPIRES: 12/1/2023	
SAMPLING LOCATION VERIFIED ON: 12/6/2021	RCRA NOTICE: N/A			
SLUG CONTROL PLAN EVALUATION DATE: N/A	COMPLIANCE SAMPLING POINT No: 002, 003, 004			
	1st Quarter (Jan 1 - Mar 31)	2nd Quarter (Apr 1 - Jun 30)	3rd Quarter (Jul 1 - Sep 30)	4th Quarter (Oct 1 - Dec 31)
Number of Inspections	0	0	0	1
Number of City Sampling Days	0	0	0	3
Number of IU Sampling Days	1	0	1	0
Number of Parameter Violations	0	0	0	0
Number of Inspection Violations	0	0	0	0
Number of Reporting Violations	0	0	0	0
Number of Permit Cond. Violations	0	0	0	0
Compliance Status	C	C	C	C
Evaluated as of:	04/5/21	6/10/21	10/6/21	12/29/21

COMPLIANCE CODES: C = Compliance I = Inconsistent Compliance S = Significant Noncompliance
If company is in I or S, then the following table applies:

Quarter	Type of Violation	Date of Violation	Sample Composite or Grab	Limit Federal or City	Monitoring City or IU	Parameter	Value / Limit	Number of Measurements per Quarter
			1st Quarter (Jan 1 - Mar 31)	2nd Quarter (Apr 1 - Jun 30)	3rd Quarter (Jul 1 - Sep 30)	4th Quarter (Oct 1 - Dec 31)		
Enforcement Status			N	N	N	N		

Enforcement Status Codes

- | | | |
|---|--------------------------------------|---|
| A - Notice of Violation (NOV) | F - Assessment of Monetary Penalties | K - Published in Newspaper for Significant Non-Compliance (SNC) In Prior Reporting Year |
| B - Administrative Order (AO) | G - Restriction of Flow | L - Temporary Increase in IU Self-Monitoring (TISM) |
| C - Civil Action Filed | H - Permit Revocation | N - No Enforcement Action |
| D - Criminal Action Filed | I - Compliance Schedule Issued | |
| E - Pretreatment Settlement Agreement (PSA) | J - Disconnection from Sewer | |

ENFORCEMENT SUMMARY AND COMMENTS

Company Name: Arrowhead Hospital

Process Flow: 91,152 gpd (Average)

General Information and type of wastewater treatment	
Arrowhead Hospital is a full service health care facility with medical and surgical services. Pretreatment consists of acid neutralization (tank), solids screening, and a single three stage grease interceptor that collects hospital cafeteria waste.	
First Quarter	
Second Quarter	
Third Quarter	
Fourth Quarter	

To be published for this year in newspaper for Significant Non-Compliance? Yes X No

Penalties this reporting Year: Assessed \$ 0.00 Collected \$ 0.00

ENFORCEMENT SUMMARY AND COMMENTS

Company Name: Banner Thunderbird Medical Center

Process Flow: 111,482 gpd (Average)

General Information and type of wastewater treatment	Banner Thunderbird Medical Center is a full service health care facility with medical and surgical services. Pretreatment consist of solids separation/settling along with a single three stage grease interceptor which collects hospital cafeteria waste.
First Quarter	
Second Quarter	
Third Quarter	
Fourth Quarter	

To be published for this year in newspaper for Significant Non-Compliance? Yes **X** No

Penalties this reporting Year: Assessed **\$ 0.00** Collected **\$ 0.00**

CITY OF GLENDALE SIGNIFICANT INDUSTRIAL USER COMPLIANCE STATUS REPORT

NAME: Corning Optical Communications RF LLC		REPORT PERIOD: 01/01/2021 through 12/31/2021		
SERVICE ADDRESS: 5310 West Camelback Road Glendale Arizona 85301		MAILING ADDRESS: P.O. Box 23189 Phoenix, Arizona 85063		
CATEGORICAL USER? Yes	40 CFR 433.15	LIMITS APPENDIX: D	BMR SUBMITTED: 08/21/1984	
TTO CERTIFICATION DATE SUBMITTED: 01/28/2019	PERMIT EFFECTIVE: 2/19/2017	PERMIT EXPIRES: 01/20/2022		
SAMPLING LOCATION VERIFIED ON: 10/19/21	RCRA NOTICE: 06/08/1990			
SLUG CONTROL PLAN EVALUATION DATE: 01/31/2018	COMPLIANCE SAMPLING POINT No: 000, 001			
	1st Quarter (Jan 1 - Mar 31)	2nd Quarter (Apr 1 - Jun 30)	3rd Quarter (Jul 1 - Sep 30)	4th Quarter (Oct 1 - Dec 31)
Number of Inspections	0	0	0	1
Number of City Sampling Days	0	0	0	4
Number of IU Sampling Days	1	0	1	0
Number of Parameter Violations	0	0	0	0
Number of Inspection Violations	0	0	0	0
Number of Reporting Violations	0	0	0	0
Number of Permit Cond. Violations	0	0	0	0
Compliance Status	C	C	C	C
Evaluated as of:	4/20/21	6/18/21	10/12/21	12/15/21

COMPLIANCE CODES: C = Compliance I = Inconsistent Compliance S = Significant Noncompliance
If company is in I or S, then the following table applies:

Quarter	Type of Violation	Date of Violation	Sample Composite or Grab	Limit Federal or City	Monitoring City or IU	Parameter	Value / Limit	Number of Measurements per Quarter
			1st Quarter (Jan 1 – Mar 31)	2nd Quarter (Apr 1 - Jun 30)	3rd Quarter (Jul 1 – Sep 30)	4th Quarter (Oct 1 - Dec 31)		
Enforcement Status			N	N	N	N		

Enforcement Status Codes

- | | | |
|---|--------------------------------------|---|
| A - Notice of Violation (NOV) | F - Assessment of Monetary Penalties | K - Published in Newspaper for Significant Non-Compliance (SNC) In Prior Reporting Year |
| B - Administrative Order (AO) | G - Restriction of Flow | L - Temporary Increase in IU Self-Monitoring (TISM) |
| C - Civil Action Filed | H - Permit Revocation | N- No Enforcement Action |
| D - Criminal Action Filed | I - Compliance Schedule Issued | |
| E - Pretreatment Settlement Agreement (PSA) | J - Disconnection from Sewer | |

ENFORCEMENT SUMMARY AND COMMENTS

Company Name: Corning Optical Communications RF LLC

Process Flow: 40,964 gpd average

General Information and type of wastewater treatment

This facility manufactures coaxial cable connectors. Pretreatment consists of hydroxide precipitation, chromium reduction, chemical oxidation, stream segregation, filtration, sedimentation, and pH neutralization. Corning-Gilbert monitors flow and pH on a daily basis.

First Quarter

Second Quarter

Third Quarter

Fourth Quarter

To be published for this year in newspaper for Significant Non-Compliance? Yes No

Penalties this reporting Year: Assessed \$ 0.00 Collected \$ 0.00

**CITY OF GLENDALE
SIGNIFICANT INDUSTRIAL USER COMPLIANCE STATUS REPORT**

NAME: Magellan Aerospace, Glendale, Inc.		REPORT PERIOD: 01/01/2021 through 12/31/2021		
SERVICE ADDRESS: 5440 West Missouri Ave Glendale Arizona 85301		MAILING ADDRESS: P.O. Box 1059 Glendale, Arizona 85311		
CATEGORICAL USER? Yes	40 CFR 433.15	LIMITS APPENDIX: D	BMR SUBMITTED: 12/29/1988	
TTO CERTIFICATION DATE SUBMITTED: 01/10/2018		PERMIT EFFECTIVE: 02/21/2017	PERMIT EXPIRES: 01/20/2022	
SAMPLING LOCATION VERIFIED ON: 10/15/21		RCRA NOTICE: 06/08/1990		
SLUG CONTROL PLAN EVALUATION DATE: 11/21/2007		COMPLIANCE SAMPLING POINT No: 001, 006		
	1st Quarter (Jan 1 - Mar 31)	2nd Quarter (Apr 1 - Jun 30)	3rd Quarter (Jul 1 - Sep 30)	4th Quarter (Oct 1 - Dec 31)
Number of Inspections	0	0	0	1
Number of City Sampling Days	0	0	0	4
Number of IU Sampling Days	1	0	1	0
Number of Parameter Violations	0	0	0	0
Number of Inspection Violations	0	0	0	0
Number of Reporting Violations	0	0	0	0
Number of Permit Cond. Violations	0	0	0	0
Compliance Status	C	C	C	C
Evaluated as of:	4/19/21	6/10/21	10/18/21	12/21/21

COMPLIANCE CODES: C = Compliance I = Inconsistent Compliance S = Significant Noncompliance
 If company is in I or S, then the following table applies:

Quarter	Type of Violation	Date of Violation	Sample Composite or Grab	Limit Federal or City	Monitoring City or IU	Parameter	Value / Limit	Number of Measurements per Quarter
			1st Quarter (Jan 1 – Mar 31)	2nd Quarter (Apr 1 - Jun 30)	3rd Quarter (Jul 1 – Sep 30)	4th Quarter (Oct 1 - Dec 31)		
Enforcement Status			N	N	N	N		

Enforcement Status Codes

- | | | |
|---|--------------------------------------|---|
| A - Notice of Violation (NOV) | F - Assessment of Monetary Penalties | K - Published in Newspaper for Significant Non-Compliance (SNC) In Prior Reporting Year |
| B - Administrative Order (AO) | G - Restriction of Flow | L - Temporary Increase in IU Self-Monitoring (TISM) |
| C - Civil Action Filed | H - Permit Revocation | N- No Enforcement Action |
| D - Criminal Action Filed | I - Compliance Schedule Issued | |
| E - Pretreatment Settlement Agreement (PSA) | J - Disconnection from Sewer | |

ENFORCEMENT SUMMARY AND COMMENTS

Company Name: Magellan Aerospace, Glendale, Inc.

Process Flow: 6,419 gpd (Average)

General Information and type of wastewater treatment	<p>Magellan Aerospace, Glendale, Inc. produces aluminum and magnesium parts by casting. Pretreatment system consists of treating chrome rinse water by reducing chrome III with SO₂, neutralizing, and filter pressing of the resulting sludge. Non chrome rinse baths are batch reduced then released. There is no discharge to the sewer from their casting quench operation. Flow and pH are monitored on a continuous basis.</p>
First Quarter	
Second Quarter	
Third Quarter	
Fourth Quarter	

To be published for this year in newspaper for Significant Non-Compliance? Yes **X** No

Penalties this reporting Year: Assessed **\$ 0.00** Collected **\$ 0.00**

SECTION 2.2
CITY OF MESA

POTW PRETREATMENT ANNUAL REPORT

CITY OF MESA, ARIZONA

NPDES Permit Holder: City of Phoenix, Arizona

Period Covered by this Report: 01/01/2021 through 12/31/2021

Name of Wastewater Treatment Plant: 91st Avenue Wastewater Treatment Plant

NPDES Permit Number: AZ0020524


Person to Contact Concerning City of Mesa Information Contained in the Report:

David Gonzales
Industrial Pretreatment Supervisor
640 North Mesa Drive
Post Office Box 1466
Mesa, Arizona 85211
480-644-5770

As required by 40 C.F.R. Section 122.22(b)(2):

I certify under penalty of law that all CITY OF MESA attachments contained in this document were prepared under my direction or supervision in accordance with a system designed to assure that qualified personnel properly gather and evaluate the information submitted. Based on my inquiry of the person or persons who manage the system, or those persons directly responsible for gathering the information, the information submitted is, to the best of my knowledge and belief, true, accurate, and complete. I am aware that there are significant penalties for submitting false information, including the possibility of fine and imprisonment for knowing violations.

1/26/2022
Date:



Carlos Padilla
Assistant Water Director
Water Resources Department
City of Mesa, Arizona



Since its incorporation over 100 years ago, the City of Mesa has experienced tremendous growth. Today it remains primed for further growth in size, population, and employment. The history of Mesa extends back to the Hohokam Indians, the “Departed Ones,” who built the original canal system in the Valley. Mesa’s modern history began in 1877 when a group of Mormon colonists arrived in Lehi and built Fort Utah near the present day intersection of Lehi and Horne Roads. In 1878, a second group of Mormon colonists arrived and established what modern day Mesa became by registering the square mile bounded by the present day Mesa Drive, Country Club, University, and Broadway Roads. In 1883, the City of Mesa was officially incorporated and had an estimated 200 residents.

Almost fifty years later, in 1930, the City’s area had expanded to approximately 2.3 square miles and the population had increased to 3,711. Mesa’s area and population increased rapidly thereafter. By 1960, Mesa’s area was over 15 square miles and the population was nearly 34,000, concentrated near the historic city center. By 1980, the City boundaries had expanded significantly, increasing the City’s area to over 66 square miles, and the population had increased to over 152,000. Over these last 30 years, Mesa has continued its rapid growth and expansion to the east. By 2020, the City’s area and population had grown to 138 square miles and an estimated population of 511,344 residents and 190,175 dwellings. The Mesa Municipal Planning Area is generally bounded by the Salt River on the north, Baseline Road or Germann road on the south, the Loop 101 Freeway on the west, and Meridian Road on the east and covers approximately 172 square miles.



The City of Mesa has an elected Mayor and six City Council members that are limited to two consecutive terms. The City operates under a charter form of government, with the Mayor and City Council setting policy. A voter initiative changed the election of the council members from an at-large system to a system of six districts. Council members serve a term of four years, with three members elected every two years. The mayor is elected at-large every four years. The Mesa City Council actively encourages citizen participation in the decision-making process. This citizen involvement is accomplished through neighborhood meetings, advisory boards and committees, and other means. Based on the citizen input, the Council sets policies for the operation and development of the City. The appointed boards and committees play a major role in this process. The City’s leaders and staff strive to improve the quality of life and sustainability of Mesa by developing and enforcing policies related to the City’s growth and development.

The City of Mesa provides a wide range of services to meet the needs of the citizens and businesses located in Mesa, including roadways; gas, water, and electric utilities; police; fire and medical services;

courts; libraries; solid waste disposal; parks and recreation facilities; arts and cultural programs; and transit. These services significantly improve the quality of life for residents and competitiveness for businesses.

Furthermore, they are not generally provided by the private sector, making it incumbent upon the City to ensure their safe and efficient availability. To provide these services, the City of Mesa draws upon a wide array of revenue sources and makes numerous expenditures. While most of this revenue is from local sources, such as sales taxes, utility charges, and user fees, a proportion also comes from external sources, such as intergovernmental transfers from the State of Arizona. It is critical to the economic well-being of the community that the City's revenues and expenditures are kept in balance.

The mission of the Water Resources Department is to plan, maintain, and protect the City's water supplies in the most efficient and effective manner possible to ensure superior water services to its current and future customers, to improve the quality of life for residents and visitors, and to ensure economic stability and prosperity for Mesa's businesses and industries. The Department consistently improves the efficient use and reuse of current water supplies, secures new and diverse water supplies, and enhances the protection of its water supplies. Over the past few decades the department has developed water sustainability policies that were supported by the City Councils that allowed the City to not only diversify its water resources portfolio but become increasingly drought proof.

The City owns and operates the Southeast Water Reclamation Plant (WRP) and the Northwest WRP. The Southeast WRP currently has an approximate treatment capacity of 9,000 acre-feet per year, while the Northwest WRP has an approximate treatment capacity of 20,000 acre-feet per year.

Mesa is also a partial owner of the 91st Avenue WRP with 38,000 acre-feet per year of capacity and part owner and operator at the Greenfield WRP with another 4,500 acre-feet per year. The City owns 24.86% of recharge capacity at the Granite Reef Underground Storage Project (GRUSP). This project was re-permitted in 2012 at 93,000 acre-feet per year.

Mesa currently produces approximately 40,000 acre-feet of reclaimed water every year. In recent years, public interest in reclaimed water has grown substantially as reclamation and wastewater treatment technologies have continually improved. Mesa's reclaimed water reuse has evolved from only providing direct water supplies to water intensive turf facilities and filling artificial lakes, to now generating power at the Palo Verde Nuclear Power generating station and providing stored supplies for indirect potable reuse. One way stored water supplies are created is when reclaimed water is recharged artificially into the aquifer and recovered as groundwater for later use. Mesa has approximately 92,000 acre-feet of Reclaimed Water Long Term Storage Credits. Mesa also has a water exchange agreement with the Gila River Indian Community (GRIC) through which Mesa will ultimately deliver 29,400 acre-feet per year of reclaimed water to the GRIC and receive in exchange 23,530 acre-feet per year of the Community's CAP water. This agreement allows Mesa to exchange what is essentially a non-potable water supply for a potable supply that can be used for domestic purposes.

The Departments goal is to maintain a water resource program that ensures an adequate, reliable supply of water delivered efficiently to customers to help create and maintain great neighborhoods, grow and maintain diverse and stable jobs, and provide rich, high quality public spaces and cultural amenities.

CITY OF MESA POLLUTION PREVENTION PROGRAM SUMMARY

Introduction

The provisions set forth in the Arizona Pollutant Discharge Elimination System (AZPDES) Permit, requires the City of Mesa to develop and implement a Pretreatment Program. This Program shall conduct many functions as defined in the Permit and 40-CFR-403. One of the functions identified is the development and implementation of a Pollution Prevention/Source Reduction Program. The activities of the program for the period of January 1, 2021 through December 31, 2021, are briefly described below.

Commercial/Industrial Source Control Program

The City of Mesa's Industrial Pretreatment Program established a Commercial Users Program to target the facilities that are not identified as SIU's and that could introduce measurable/controllable amounts of pollutants to the collection system. Using various sources of information, facilities are identified and surveyed for pollutants of concern (POC's). The focus of the program is to reduce these pollutants of concern through educational information and on-site evaluations. These activities were developed to promote the proper maintenance of pretreatment devices and the uses of alternative process chemicals. Emphasis is placed on educating these users and encouraging their compliance through self-regulation rather than City enforcement.

The scope of the commercial program is to identify facilities that cause blockages by the discharge of grease, oils, or other viscous materials. Other pollutants of concern are researched per results of influent and effluent samples at the Water Reclamation Plants (WRP). The following support activities for this program were conducted during 2021:

1. The Industrial Users Database continued to be updated every year identifying new and existing industrial and commercial establishments in the City of Mesa. This database is used to identify high-density industrial, commercial and rural areas for monitoring activities. During this reporting period there were 2,729 new and existing facilities in the commercial facilities database and 78 were inspected, entered and/or updated. All these facilities have the potential to discharge Pollutant of Concern (POC) to the collection system.

2. The City of Mesa continues to work with the surrounding City Governments in implementing the Arizona Fats, Oils & Grease (AZFOG) program. This program's main emphasis was focused on finding ways to reduce the amount of fats, oils, and grease building up within the infrastructure. The program is designed to educate grease haulers and restaurant personnel on proper cleaning procedures of interceptors and grease traps set forth by the local city governments. Mesa continues to work closely with surrounding cities to create a uniformed cleaning and hauling procedures.

3. The City of Mesa has modified existing hospital permits requiring pollution prevention and/or source reduction plans for used and unused pharmaceuticals. This requirement also addresses current disposal practices for controlled substances. The intent of the requirement is to reduce and/or eliminate pharmaceuticals entering the sanitary sewer system.

Educational Source Control Program

The City of Mesa Pretreatment Section continues community outreach with pharmaceutical disposal practices. Mesa's currently distributing Prescription Drug Disposal guidelines "Pain in the Drain" created through ADEQ. The flyers are distributed at the Household Hazardous Waste collection events and at Mesa's public libraries. It is the intent of the educational information to reduce the unused prescription and over the counter medication disposed in household drains.

In addition, the Industrial Pretreatment Section continues to modify the existing multifunctional brochure distributed to the food preparation establishments. This brochure was printed in English and Spanish to reach our diverse community. The information provided focuses on minimizing disposal of grease to sewer.

Household Hazardous Materials Facility & Swap Shop

The Household Hazardous Materials Facility & Swap Shop, located at 2412 N. Center St. Bldg and is current open to City of Mesa residents. The facility focuses on Reuse/Recovery of Materials that are typically difficult and costly to dispose. An average of 800 vehicles per month come through to drop off hazardous materials to the facility. Another great attribute to the facility is the Swap Shop which also opened on the same day. When the facility collects materials that are still usable these items are placed into the Swap Shop, which is free for City of Mesa residents to take and reuse. An average of 30% of materials collected are placed in the Swap Shop. Over 700 visitors used the Swap Shop in the first 6 months of operation.

CITY OF MESA
SUMMARY OF SIGNIFICANT CHANGES AND ANNUAL PRETREATMENT BUDGET

The Pretreatment Section continues to oversee all sampling of the industries, collection system and wastewater treatment plants. As well as reviewing and reporting the flows that are conveyed to the 91st Avenue Treatment Plant. This diversity will enable this section to foresee and validate problems in the system. This ability will assist the capacity studies that this section conducts for engineering.

Staff Attendance and Participation in Seminars, Workshops and Training

The Industrial Pretreatment staff has attended or completed the following:

David Gonzales – Supervisor

- Hire date was December 20, 2021, no training for 2021

Eddie Cortinas - Inspector

- Annual Hazardous Waste Refresher
- Bloodborne Pathogens
- Confined Space Training
- AZ Water/ FOG Workshop
- Safe Drinking Water Act Training
- Regulatory Compliance Permit Training

Jim Lagrou - Inspector

- Annual Hazardous Waste Refresher
- Bloodborne Pathogens
- Confined Space Training
- AZ Water/FOG Workshop
- Safe Drinking Water Act Training
- Regulatory Compliance Permit Training

Jimmy Hollingsworth – Inspector

- Annual Hazardous Waste Refresher
- Bloodborne Pathogen
- Confined Space Training
- AZ Water/FOG Workshop
- Safe Drinking Water Act Training
- Regulatory Compliance Permit Training

CITY OF MESA

SUMMARY OF PRETREATMENT PROGRAM EXPENDITURES

January 1, 2021 – December 31, 2021 – Total Pretreatment Expenditures

PRETREATMENT PROGRAM PERSONNEL

<u>Title</u>	<u>FTEs 2020</u>	<u>FTEs 2021</u>
Regulatory Compliance Manager	0.5	0.5
Industrial Pretreatment Supervisor	1.0	1.0
Industrial Pretreatment Inspectors	3.0	3.0
Administrative Aide	0.5	0.5

PRETREATMENT PROGRAM EXPENDITURES

Personnel	326,609.00
Laboratory Services	17,820.00
Training	5,000.00
Other Services	<u>126,500.00</u>
Total	475,930.00

PRETREATMENT EQUIPMENT INVENTORY

<u>Equipment Name</u>	<u>Purchased 2021</u>	<u>Total 2021</u>
Autosamplers	0	12
Flow Meters	0	7
pH Meters	0	4
Vehicles	0	6
Computers	0	9
Air Monitors	0	4
Cameras	0	4

CITY OF MESA
LIST OF SIGNIFICANT INDUSTRIAL USERS AS OF 12/31/2021

	COMPANY NAME AND ADDRESS	WWTP		SIC Code		Regulation
1.	Arizona Cast Turbine ** 3110 N Oakland Mesa, Arizona 85215	91st Avenue		331512		471
2.	Infineon Technologies EPI 550 W Juanita Ave Mesa, Arizona 85210	91st Avenue		334413		469
3.	The Boeing Company ** 5000 East McDowell Road Mesa, Arizona 85215	91st Avenue		336411		433
4.	Banner Desert Medical Center 1400 S. Dobson Rd Mesa, Arizona 85202	91st Avenue		8062		City Code
5.						

** These SIU's will also be reported in the Annual Reports submitted for the Northwest Wastewater Treatment Plant Wastewater Treatment Plant on behalf of the City of Mesa per their NPDES Permits.

ADDITIONS

The following Significant Industrial Users were added in 2021:

None

DELETIONS

The following Significant Industrial Users have ceased operations in 2021:

None

RECLASSIFICATIONS

The following Significant Industrial Users have been reclassified in 2021:

None

NAME CHANGES

The following Significant Industrial Users changed their names in 2021:

	IS NOW	
Permittee Name		Permittee Name
Facility Address		Facility Address
City, State Zip		City, State Zip

City of Mesa
PRETREATMENT PERFORMANCE SUMMARY
91st Avenue Wastewater Treatment Plant

I. General Information							
Control Authority Name: City of Mesa			NPDES No.: AZ0020524				
Address: P.O. Box 1466		City: Mesa		State: Arizona		ZIP: 85211-1466	
Contact Person: David Gonzales				Contact Telephone Number: 480-644-6235			
Reporting Period: January 1 – December 31, 2021		Categorical IUs: 3		Significant Non-Categorical IUs: 1			
II. Significant Industrial User Compliance							
		Categorical		Non-categorical		Total SIUs	
		No.	%	No.	%	No.	%
1.	No. of SIUs in Full Compliance	3	100	1	100	4	100
2.	No. of SIUs in Inconsistent Compliance	0	0	0	0	0	0
3.	No. of SIUs in Significant Noncompliance	0	0	0	0	0	0
4.	No. of Parameter Violations	0		0		0	
5.	No. of Reporting Violations	0		0		0	
6.	No. of Permit Condition Violations	0		0		0	
III. Compliance Monitoring Program							
		Categorical		Non-categorical		Total SIUs	
1.	No. of Control Documents Issued	1		0		4	
2.	No. of Non-Sampling Inspections Conducted	3		1		4	
3.	No. of Facilities Inspected (Non-sampling)	3		1		4	
4.	No. of Sampling Visits Conducted	42		2		4	
5.	No. of Facilities Sampled	3		1		4	
IV. Enforcement Actions							
		Categorical		Non-categorical		Total SIUs	
1.	Notices of Violations Issued to SIUs	0		0		4	
2.	Temporary Increase in IU Self Monitoring	0		0		4	
3.	Administrative Orders Issued to SIUs	1		0		4	
4.	Compliance Schedules Issued	1		0		4	
5.	Settlement Agreements	1		0		4	
6.	Other Actions	0		0		0	
7.	Amount of Penalties Collected (Total Dollars / IUs Assessed)	\$ 0.00 / 0		\$ 0.00 / 0		\$ 0.00 / 0	

**CITY OF MESA
SIGNIFICANT INDUSTRIAL USER COMPLIANCE STATUS REPORT**

NAME: Arizona Cast Turbine			REPORT 01/01/2021 through PERIOD: 12/31/2021	
SERVICE ADDRESS: 3110 N Oakland, Mesa, Arizona 85215		MAILING ADDRESS: Same		
CATEGORICAL USER? Yes	40 CFR 464.31(t)	LIMITS APPENDIX: U	BMR SUBMITTED: N/A	
TTO CERTIFICATION DATE SUBMITTED: N/A	PERMIT EFFECTIVE: 12/08/2021		PERMIT EXPIRES: 12/07/2026	
SAMPLING LOCATION VERIFIED ON: (001 & 002) 12/16/2020		RCRA NOTICE: N/A		
SLUG CONTROL PLAN EVALUATION DATE: 12/16/2020				
	1st Quarter (Jan 1 - Mar 31)	2nd Quarter (Apr 1 - Jun 30)	3rd Quarter (Jul 1 - Sep 30)	4th Quarter (Oct 1 - Dec 31)
Number of Inspections	0	0	0	1
Number of City Sampling Days	4	4	4	4
Number of IU Sampling Days	0	0	0	0
Number of Parameter Violations	0	0	0	0
Number of Inspection Violations	0	0	0	0
Number of Reporting Violations	0	0	0	0
Number of Permit Cond. Violations	0	0	0	0
Compliance Status	C	C	C	C
Evaluated as of:	3/31/21	6/30/21	9/30/21	12/31/21

COMPLIANCE CODES: C = Compliance I = Inconsistent Compliance S = Significant Noncompliance
If company is in I or S, then the following table applies:

Quarter	Type of Violation	Date of Violation	Sample Composite or Grab	Limit Federal or City	Monitoring City or IU	Parameter	Value / Limit	Number of Measurements per Quarter
			1st Quarter (Jan 1 – Mar 31)	2nd Quarter (Apr 1 - Jun 30)	3rd Quarter (Jul 1 – Sep 30)	4th Quarter (Oct 1 - Dec 31)		
Enforcement Status			N	N	N	N		

Enforcement Status Codes

- | | | |
|---|--------------------------------------|---|
| A - Notice of Violation (NOV) | F - Assessment of Monetary Penalties | K - Published in Newspaper for Significant |
| B - Administrative Order (AO) | G - Restriction of Flow | Non-Compliance (SNC) In Prior Reporting Year |
| C - Civil Action Filed | H - Permit Revocation | L - Temporary Increase in IU Self-Monitoring (TISM) |
| D - Criminal Action Filed | I - Compliance Schedule Issued | |
| E - Pretreatment Settlement Agreement (PSA) | J - Disconnection from Sewer | N- No Enforcement Action |

ENFORCEMENT SUMMARY AND COMMENTS

Company Name: Arizona Cast Turbine

Process Flow: 200 GPD

General Information and type of wastewater treatment	
	<p>Manufactures a variety of metal parts for gas turbine engines and other applications using the lost wax precision investment casting process. Replicas of the parts are made in wax by injection into complex metal tooling. The wax replicas are then assembled into "clusters" or "trees" containing one or more parts. The wax trees are coated with ceramic, the wax is melted out, and the resulting hollow ceramic vessel is fired and filled with molten metal of the desired composition. After cooling, the cast metal parts are separated from the trees and subjected to various mechanical finishing processes (turning, milling, brazing, sandblasting, grinding, etc.) to produce the desired finished part. Arizona Cast Turbine is regulated under Title 40-CFR-464.36 and Mesa City Code.</p>
First Quarter	
	<p>On 2/9/21, the City of Mesa conducted 4 days of compliance sampling at Outfall 002</p>
Second Quarter	
	<p>On 5/4/21, the City of Mesa conducted 4 days of compliance sampling at outfall 002. On 6/15/21, the IU submitted the June PRC with no deficiencies.</p>
Third Quarter	
	<p>On 8/9/21, the City of Mesa conducted 4 days of compliance sampling at outfall 002.</p>
Fourth Quarter	
	<p>On 10/26/21, the City of Mesa conducted 4 days of compliance sampling at outfall 002. On 12/15/21, the IU submitted the December PRC with no deficiencies. On 12-1-21, performed a Pre-Permit inspection and the permit was renewed on December 8.</p>

To be published for this year in newspaper for Significant Non-Compliance? Yes X No

Penalties this reporting Year: Assessed \$ 0.00 Collected \$ 0.00

**CITY OF MESA
SIGNIFICANT INDUSTRIAL USER COMPLIANCE STATUS REPORT**

NAME: Banner Desert Medical Center		REPORT PERIOD: 01/01/2021 through 12/31/2021	
SERVICE 1400 South Dobson Road ADDRESS: Mesa, AZ 85202		MAILING ADDRESS: Same	
CATEGORICAL USER: No	40 CFR	LIMITS APPENDIX:	BMR SUBMITTED: N/A
TTO CERTIFICATION DATE SUBMITTED: N/A		PERMIT EFFECTIVE: 02/12/2020	PERMIT EXPIRES: 02/11/2025
SAMPLING LOCATIONS VERIFIED ON: (001) 09/15/2021		RCRA NOTICE: 11/1987	
SLUG CONTROL PLAN EVALUATION DATE: 09/15/2020			

	1st Quarter (Jan 1 – Mar 31)	2nd Quarter (Apr 1 - Jun 30)	3rd Quarter (Jul 1 – Sep 30)	4th Quarter (Oct 1 – Dec 31)
Number of Inspections	0	0	1	0
Number of City Sampling Days	0	0	0	0
Number of IU Sampling Days	1	0	1	0
Number of Parameter Violations	0	0	0	0
Number of Inspection Violations	0	0	0	0
Number of Reporting Violations	0	0	0	0
Number of Permit Cond. Violations	0	0	0	0
Compliance Status	C	C	C	C
Evaluated as of:	03/31/2021	06/30/2021	09/30/2021	12/31/2021

COMPLIANCE CODES: C = Compliance I = Inconsistent Compliance S = Significant Noncompliance
If company is in I or S, then the following table applies:

Quarter	Type of Violation	Date Of Violation	Sample Composite or Grab	Limit Federal or City	Monitoring City or IU	Parameter	Value / Limit	Number of Measurements per Quarter

	1st Quarter (Jan 1 - Mar 31)	2nd Quarter (Apr 1 - Jun 30)	3rd Quarter (Jul 1 - Sep 30)	4th Quarter (Oct 1 – Dec 31)
Enforcement Status	M	M	M	M

Enforcement Status Codes

- | | | |
|-------------------------------|--------------------------------------|--|
| A - Notice of Violation (NOV) | F - Assessment of Monetary Penalties | K - Published in Newspaper as Significant Violator in Prior Reporting Year |
| B - Administrative Order (AO) | G - Restriction of Flow | L - Automatic Increase in IU Self-Monitoring |
| C - Civil Action Filed | H - Permit Revocation | M - No Enforcement Action |
| D - Criminal Action Filed | I - Compliance Schedule | |
| E - Settlement Agreement | J - Disconnection from Sewer | |

ENFORCEMENT SUMMARY AND COMMENTS

Company Name: Banner Desert Medical Center

Process Flow: 408,716 GPD

General Information and Type of Wastewater Treatment	<p>This is a full-service hospital with 649 licensed beds, operating 24 hours a day, seven days per week. The hospital has approximately 3400 employees. This hospital performs three main specialties: Women's/children's services, medical/surgical services, and emergency services. Discharges occur during all hours of operation ranging from general hospital discharges, cooling tower, boiler, chiller discharges, and kitchen wastewater discharges after it has been treated by a Grease Removal Device (GRD).</p>
First Quarter	<p>On January 25, 2021, the IU performed one day of compliance monitoring at Outfall 001</p>
Second Quarter	<p>On June 8, 2021, the IU submitted their June 2020 PRC with no deficiencies.</p>
Third Quarter	<p>On July 26, the IU performed one day of compliance monitoring at Outfall 001</p>
Fourth Quarter	<p>On December 8, 2021, the IU submitted their December 2021 PRC with no deficiencies.</p>

To be published for this year in newspaper as a significant violator? Yes No

Penalties this reporting year: Assessed \$ 0.00 / Collected \$ 0.00

**CITY OF MESA
SIGNIFICANT INDUSTRIAL USER COMPLIANCE STATUS REPORT**

NAME: The Boeing Company		REPORT PERIOD: 01/01/2021 through 12/31/2021	
SERVICE 5000 East McDowell Road ADDRESS: Mesa, Arizona 85215		MAILING ADDRESS: Same	
CATEGORICAL USER: Yes	40 CFR – 433.17	LIMITS APPENDIX: A & E	BMR SUBMITTED: 05/28/1991
TTO CERTIFICATION DATE SUBMITTED: 11/25/2020		PERMIT EFFECTIVE: 02/01/2021	PERMIT EXPIRES: 01/31/2026
SAMPLING LOCATIONS VERIFIED ON: (001), 10/13/21 (002), 10/13/21 (003) 10/13/21		RCRA NOTICE: 11/1987	
SLUG CONTROL PLAN EVALUATION DATE: 11/25/2020			

	1st Quarter (Jan 1 – Mar 31)	2nd Quarter (Apr 1 – Jun 30)	3rd Quarter (Jul 1 – Sep 30)	4th Quarter (Oct 1 – Dec 31)
Number of Inspections	0	0	0	1
Number of City Sampling Days	8	6	9	8
Number of IU Sampling Days	0	0	1	0
Number of Parameter Violations	0	0	0	1
Number of Inspection Violations	0	0	0	0
Number of Reporting Violations	0	0	0	0
Number of Permit Cond. Violations	0	0	0	0
Compliance Status	C	C	C	C
Evaluated as of:	03/31/2021	06/30/2021	09/30/2021	12/31/2021

COMPLIANCE CODES: C = Compliance I = Inconsistent Compliance S = Significant Noncompliance
If company is in I or S, then the following table applies:

Quarter	Type of Violation	Date Of Violation	Sample Composite or Grab	Limit Federal or City	Monitoring City or IU	Parameter	Value / Limit	Number of Measurements per Quarter

	1st Quarter (Jan 1 - Mar 31)	2nd Quarter (Apr 1 - Jun 30)	3rd Quarter (Jul 1 - Sep 30)	4th Quarter (Oct 1 – Dec 31)
Enforcement Status	M	M	M	A

Enforcement Status Codes

- | | | |
|-------------------------------|--------------------------------------|--|
| A - Notice of Violation (NOV) | F - Assessment of Monetary Penalties | K - Published in Newspaper as Significant Violator in Prior Reporting Year |
| B - Administrative Order (AO) | G - Restriction of Flow | L - Automatic Increase in IU Self-Monitoring |
| C - Civil Action Filed | H - Permit Revocation | M - No Enforcement Action |
| D - Criminal Action Filed | I - Compliance Schedule | |
| E - Settlement Agreement | J - Disconnection from Sewer | |

ENFORCEMENT SUMMARY AND COMMENTS

Company Name: The Boeing Company

Process Flow: 230,000 GPD

General Information and Type of Wastewater Treatment	
<p>Assembles military helicopters and ordinance delivery systems for military applications. Activities conducted on-site consist of assembly, painting, flight testing, and research/development. Major components of the helicopters (e.g., airframes, engines, transmissions, etc.) are manufactured off-site and delivered to The Boeing Company for assembly. Several operations are conducted on-site that are regulated by Title 40-CFR-433. Processes include anodizing, chem-filming, coating, painting, abrasive jet machining, burnishing and the washing of aircraft and aircraft parts. The total process flow regulated by Title 40-CFR-433 averages 7,500 gallons per day.</p>	
First Quarter	
<p>City performed compliance monitoring at Outfall 002 on these dates: January 27, February 11, 23, March 2. City performed compliance monitoring at Outfall 003 on these dates: January 13, 27, March 2, 24.</p>	
Second Quarter	
<p>City performed compliance monitoring at Outfall 002 on these dates: April 15, 30 May 11, June 8. City performed compliance monitoring at Outfall 003 on these dates: May 11, June 8, IU submitted June 2021 PRC with no deficiencies.</p>	
Third Quarter	
<p>City performed compliance monitoring at Outfall 001 on these dates: September 8 (Local Limits) City performed compliance monitoring at Outfall 002 on these dates: July 7, 27 August 9, 31. City performed compliance monitoring at Outfall 003 on these dates: July 7, 27 August 9, 17</p>	
Fourth Quarter	
<p>City performed compliance monitoring at Outfall 002 on these dates: October 15, 26, November 2, 9. City performed compliance monitoring at Outfall 003 on these dates: October 13, 21 November 16, December 16. City conducted Annual Compliance Inspection on October 13, 2021. City issued an NOC on December 6, 2021, for parameter violation at Outfall 002 (chromium exceedance). IU submitted December 2021 PRC with no deficiencies.</p>	

To be published for this year in newspaper as a significant violator? Yes No

ENFORCEMENT SUMMARY AND COMMENTS

Company Name: Infineon Technologies EPI
 Process Flow: 174,000 GPD

General Information and type of wastewater treatment	<p>This facility is a custom manufacturer of silicon and/or germanium epitaxy, using vapor deposition on silicon or sapphire substrates. The deposition of an epitaxial silicon layer upon a substrate is a semiconductor manufacturing operation regulated under Title 40-CFR-469(A)(469.18). Pretreatment consists of a three-stage pH neutralization system. Discharges from this system are continuously monitored for flow and pH at (Outfall 002). Controls on the system are designed to stop discharges if pH set points are exceeded. TTO compliance is achieved by not using or storing any regulated TTO's on-site. All non-process and pretreated wastewater discharge to Outfall 001.</p>
First Quarter	<p>On March 16, 2021, the City of Mesa conducted 2 days of compliance monitoring at Outfall 001 and 1 day of compliance monitoring at Outfall 002 (2 days total).</p> <p>Note: As part of Infineon's Administrative Order (AO) requirements from previous year, Infineon has submitted their status updates on time for the 1st Quarter.</p>
Second Quarter	<p>IU submitted their June PRC with no deficiencies.</p> <p>Note: As part of Infineon's Administrative Order (AO) requirements from previous year, Infineon has submitted their status updates on time for the 2nd Quarter.</p>
Third Quarter	<p>On August 17, 2021, the City of Mesa conducted 2 days of compliance monitoring at Outfall 001 and 1 day of compliance monitoring at Outfall 002 (2 days total). On September 20, 2021, the City of Mesa performed a Pre-Permit Inspection / Annual Compliance Inspection with no concerns noted. On September 28, 2021, the City of Mesa issued the IU an amended Administrative Order, AO No. 2021-001.</p> <p>Note: As part of Infineon's Administrative Order (AO) requirements from previous year, Infineon has submitted their status updates on time for the 3rd Quarter.</p>
Fourth Quarter	<p>On October 1, 2021, Infineon's new Permit No. M-3120-0922 became effective and will expire on September 30, 2022. On 12/14/21, the IU submitted their December PRC with no deficiencies.</p> <p>Note: As part of Infineon's Administrative Order (AO) requirements from previous year, Infineon has submitted their status updates on time for the 4th Quarter.</p>

To be published for this year in newspaper for Significant Non-Compliance? Yes **X** No
 Penalties this reporting Year: Assessed Collected

SECTION 2.3
CITY OF PHOENIX

POTW PRETREATMENT ANNUAL REPORT

CITY OF PHOENIX, ARIZONA

NPDES Permit Holder: City of Phoenix, Arizona

Period Covered by this Report: 01/01/2021 through 12/31/2021

Name of Wastewater Treatment Plant: 23rd Avenue Wastewater Treatment Plant

NPDES Permit Number: AZ0020559


Person to Contact Concerning City of Phoenix Information Contained in the Report:

Jesse Flores, Principal Engineering Technician
Industrial Pretreatment Program
2474 South 22nd Avenue, Building 31
Phoenix, Arizona 85009
602-495-5926

As required by 40 C.F.R. Section 122.22(b)(2):

I certify under penalty of law that all CITY OF PHOENIX attachments contained in this document were prepared under my direction or supervision in accordance with a system designed to assure that qualified personnel properly gather and evaluate the information submitted. Based on my inquiry of the person or persons who manage the system, or those persons directly responsible for gathering the information, the information submitted is, to the best of my knowledge and belief, true, accurate, and complete. I am aware that there are significant penalties for submitting false information, including the possibility of fine and imprisonment for knowing violations.

2/7/22
Date:



Troy Hayes
Water Services Department Director
City of Phoenix, Arizona

POTW PRETREATMENT ANNUAL REPORT

CITY OF PHOENIX, ARIZONA

NPDES Permit Holder: City of Phoenix, Arizona

Period Covered by this Report: 01/01/2021 through 12/31/2021

Name of Wastewater Treatment Plant: 91st Avenue Wastewater Treatment Plant

NPDES Permit Number: AZ0020524

Person to Contact Concerning City of Phoenix Information Contained in the Report:

Jesse Flores, Principal Engineering Technician
Industrial Pretreatment Program
2474 South 22nd Avenue, Building 31
Phoenix, Arizona 85009
602-495-5926

As required by 40 C.F.R. Section 122.22(b)(2):

I certify under penalty of law that all CITY OF PHOENIX attachments contained in this document were prepared under my direction or supervision in accordance with a system designed to assure that qualified personnel properly gather and evaluate the information submitted. Based on my inquiry of the person or persons who manage the system, or those persons directly responsible for gathering the information, the information submitted is, to the best of my knowledge and belief, true, accurate, and complete. I am aware that there are significant penalties for submitting false information, including the possibility of fine and imprisonment for knowing violations.

2/7/22
Date:



Troy Hayes

Water Services Department Director
City of Phoenix, Arizona



General

Phoenix was incorporated as a city in 1881. Geographically, Phoenix covers more than 500 square miles and it is actually larger than Los Angeles. Phoenix is Arizona's state capital and the 6th largest city in the United States. When people refer to Phoenix, they are often discussing the Greater Phoenix area, which includes more than 25 cities and towns. Over the past two decades Phoenix has been one of the fastest growing cities in the country, and with its size and growth it has developed into a major city.

The population of Phoenix is estimated to be 1.6 million. U.S. Census estimates the median age of a Phoenician is about 33.8 years old. Only 11% of the people in Phoenix are over the age of 60, and 49% are between the ages of 25 and 59. Almost 29% of the residents of Phoenix have at least one 4-year college degree. The median household income in Phoenix is about \$80,631. About 18% of families are living at or below poverty level in the City of Phoenix.



Phoenix is located in the Sonoran Desert, which is one of the wettest and greenest deserts in North America, thanks to 3-15 inches of annual rainfall. According to data compiled by the National Climatic Data Center, Phoenix basks in sunshine more often than any other major metropolitan area in the U.S. Phoenix experiences sunny days 85 percent of the time.

Phoenix Major Industries

The major portion of the economic base of Phoenix is made up of the following industries: aerospace and defense, technology and innovation, renewable energy, bioscience and health care, optics/photonics, advanced manufacturing, advanced business services, construction, tourism and service.

Phoenix Water

The city of Phoenix Water Services Department is more than 100 years old and treats and distributes tap water to 1.5 million customers daily. Phoenix Water manages the city's sewer system, and handles wastewater treatment operations for 2.5 million residents in five Valley cities. Infrastructure includes 7,061 miles of water lines, 4,978 miles of sewer lines, eight treatment plants, 55,276 fire hydrants and 99,399 manholes. Phoenix's water and sewer rates are among the lowest of comparable-sized cities nationwide. Our tap water supply is in very good shape due to decades of planning and multiple water sources. The city reuses nearly all of its wastewater on crops, wetlands, and energy production.

Pretreatment Program Changes

The City of Phoenix Industrial Pretreatment Program (Program) prepared for submission of the Cross-Media Electronic Reporting Rule (CROMERR) application during the 4th Quarter of 2021. The Program intends to receive EPA-authorized program requirement submissions electronically from regulated facilities in lieu of paper submissions. The Program will notify ADEQ and the EPA of the intent to use a Certified Off the Shelf solution and await approval of the proposed modification to the Program. In addition, Permit Standard Conditions were revised and went into effect February 8, 2021. Revisions included primarily incorporation of updates to Chapter 28 "Sewers" of Phoenix City Code, clarification of definitions, addition of references to the Enforcement Response Plan and related items, as well as updates to contact information.

Due to the public health and safety concerns related to the Covid-19 pandemic, and in order to maintain compliance with EPA regulations, the Program established guidelines for conducting virtual inspections at specified IU facilities with higher risk of exposure to Covid-19 in October 2020. IU facilities classified under specific high-risk types were eligible for virtual inspections on a limited basis in 2021 given that appropriate steps could be adequately performed, and the IU facility had the appropriate software available to assist in the virtual inspection process. When conducting inspections at lower risk IU facilities, staff scheduled and performed announced inspections in-person with proper safety protocol. By October 2021, most Covid-19 inspection protocols, such as virtual and announced inspections, were discontinued.

Pretreatment Program Activities

The Environmental Services Division within the Water Services Department is responsible for implementing the Program for the City of Phoenix. The Program continues to be organized into three sections: Wastewater Monitoring, Commercial Inspections/FOG, and Industrial Pretreatment. An organizational chart is included in this report and appears on a page just after the Summary of Pretreatment Program Expenditures.

▪ **Wastewater Monitoring Section**

The Wastewater Monitoring Section collects wastewater, groundwater, and biosolids samples to support the following:

- NPDES and AZPDES Permit compliance for the City of Phoenix wastewater treatment plants
- Aquifer Protection Permit compliance for the City of Phoenix wastewater treatment plants and recharge facilities
- Industrial user permit compliance determination and enforcement
- Industrial user sewer rate recalculation (sewer billings)
- SROG Cities' sewer charges and compliance determination
- Special projects, studies, and emergency response.

Sampling crews frequently conduct sampling operations in hazardous locations such as confined spaces, streets where traffic conditions must be considered, and in the Salt and Gila Rivers. Sophisticated, computerized sampling and measuring equipment in addition to manual sample collection techniques are used to collect samples, which are then analyzed by the City's Water Services Laboratory.

▪ **Commercial Inspections / FOG Section**

The Commercial Inspections / Fats, Oils and Grease (FOG) Section inspects and enforces the City's sewer use ordinance at commercial/industrial facilities to support the following:

- Routine/educational inspections of pretreatment devices and systems to prevent POTW infrastructure damages; obstructions; Sanitary Sewer Overflows (SSOs); and WWTP upset, interference, and passthrough
- Complaint inspections

- Routine/educational stormwater inspections (in support of the City stormwater program)
- Construction inspections of pretreatment devices and compliance sampling points
- Investigation of potential illegal discharges
- Investigation of SSOs and sewer blockages
- FOG Pollution Prevention (P2) outreach to domestic users following SSOs in residential areas
- Issuance of Temporary Discharge/Manhole Entry Permits
- Referral of industries for permitting evaluation to the Industrial Pretreatment Section
- Implementation of the Dental Rule (Dental Office Point Source Category – 40 CFR Part 441).

Additionally, the section is responsible for examination of new and remodel commercial construction plans to determine the need for wastewater pretreatment and/or wastewater discharge permitting. A database is used by staff to systematically target geographic areas for preventative inspections, as well as to track pretreatment devices and enforcement history for a given facility.

Commercial Inspections / FOG Section Metrics

Routine/Educational Inspections	864
Construction Inspections	108
SSO Investigations - Residential Areas (includes apartments)	23
SSO Investigations - Commercial/Industrial Areas	11
Routine/Educational Stormwater Inspections	717
Notices of Violation	2
Plans Reviewed for Pretreatment	886

▪ **Industrial Pretreatment Section**

The Industrial Pretreatment Section is responsible for the following:

- Inspections of permitted industrial users and potential permittees
- Routine/educational stormwater inspections (in support of the City stormwater program)
- Examination of industrial user construction plans with regard to industrial processes, pretreatment systems, and compliance sampling points
- Issuance of Wastewater Discharge Permits
- Evaluation of permitted industrial user compliance and file management
- Records retention
- Enforcement of permitted industrial users
- Periodic recalculation of industrial user sewer rates based on flow and loading
- Periodic revision of sewer use ordinances, standard operating procedures (SOPs), Civil Penalty Policy, and Enforcement Response Plan
- Pollution Prevention (P2) outreach to industrial and residential users
- Publication of industrial user escalated enforcement actions to enable public participation
- Annual publication of Significantly Noncompliant industrial users
- Coordination and writing of the Annual Report on behalf of the SROG cities.

Pollution Prevention Program

Section F.4.e. of the National Pollutant Discharge Elimination System (NPDES) Permit № AZ0020524 and AZPDES Permit № AZ0020559 requires the City of Phoenix (City) to develop and implement, through its Industrial Pretreatment Program (Program), a Pollution Prevention (P2) Program for controllable sources of pollutants within the service area of the 23rd and 91st Avenue Wastewater Treatment Plants (WWTPs). In accordance with the City's "Implementation of Best Management Practices in the Service Area of the 23rd and 91st Avenue WWTPs Project Schedule", as revised on March 22, 1996, the City's efforts for the period January 1, 2021 through December 31, 2021 are summarized below.

▪ **General Community Outreach / Education**

IPP and/or Commercial Staff participated in the following Community Outreach Events:

Due to the Covid-19 pandemic throughout 2021, Industrial Pretreatment and Commercial Inspections / FOG Sections were unable to participate in the typically scheduled community outreach events.

Community Outreach Events			
Event	Organizer	Dates	Attendees
N/A	N/A	N/A	N/A

▪ **Industrial Pretreatment Compliance Academy**

The Industrial Pretreatment Section continues to deliver the Industrial Pretreatment Compliance Academy it developed in 1995 to support a P2 education/outreach program directed at industrial and commercial facilities located in Phoenix. The Compliance Academy classes include a PowerPoint presentation, a reference handbook, and a laboratory tour. The presentation and handbook include P2 information and demonstrates ideas to specific industry sectors including metal finishers, hospitals, industrial laundries, etc. During 2021 all courses were presented in a virtual webinar format with a .pdf booklet; class information and participation is noted below:

Industrial Outreach Events: Industrial Pretreatment Compliance Academy			
Class Name	Place & Date	Attendee Types	No of Attendees
Wastewater Discharge Permit	Online - WebEx January 27, 2021	<ul style="list-style-type: none"> ▪ Permitted Industrial Users ▪ Pretreatment Staff from other Municipalities ▪ Staff from Arizona Department of Environmental Quality ▪ Staff from Border Environment Cooperation Commission 	43
Wastewater Compliance Sampling	Online - WebEx March 24, 2021		35
Laboratory Analytical Issues	Online - WebEx May 26, 2021		36
Enforcement	Online – WebEx July 22, 2021		42
Pollution Prevention (P2)	Online – WebEx September 22, 2021		31
Stormwater Compliance Overview	Online – WebEx November 16, 2021		21

▪ **Water Cooler (Employee Newsletter)**

The Industrial Pretreatment Section and Commercial Inspections / FOG Section regularly contribute articles to the Water Cooler employee newsletter throughout the year in order to provide information on a variety of P2 topics. Specific topics and months include:

- Industrial Pretreatment Virtual Inspections – February 2021
- Household Hazardous Waste and Stormwater – May 2021
- Origins of the Industrial Waste Program – August 2021
- Wastewater Dye Investigation – October 2021

- **Environmental Services Division Newsletter**

The Water Services Department began issuing a biannual newsletter in the fall of 2021. The new newsletter includes information on environmental programs, including Industrial Pretreatment. The inaugural issue included an article on steps to properly manage FOG.

- **Point Source Control**

- The Industrial Pretreatment Section actively identifies, by SIC code, those businesses located in Phoenix that were likely to use the pollutants so that onsite inspections and wastestream sampling could be conducted to determine (1) whether or not they actually used the pollutants; (2) whether or not the pollutants are actually discharged to the WWTPs and at what levels and (3) the feasibility and benefit of implementing BMPs at businesses which discharge measurable levels of pollutants of concern. Meetings with the industrial groups and annual site inspections continue to reinforce BMP practices.
- Best Management Practices (BMPs) continue to be implemented on four pollutants. These pollutants are Fluoride, Molybdenum, Selenium, and DEHP. On January 1, 2005, the SROG cities adopted and implemented revised local limits. During the local limits review process, these four pollutants were identified as candidates for BMPs. The City determined the target industries which discharge these pollutants and identified opportunities for their reduction through the control document (Permit), inspections, and the IPP Compliance Academy.
- Class B Wastewater Discharge Permits continue to be issued for special dischargers. Industrial users that do not meet the definition of an SIU, but discharge high strength BOD/TSS wastewater, remediated groundwater, or pollutants of concern (conventional pollutants) are issued Class B Wastewater Discharge Permits.
- As a result of Chapter 28 “Sewers” updates and program changes, including adoption of all mandatory and several optional 2005 Pretreatment Streamlining Rules, a new Class C Wastewater Discharge Permit type was created to replace the Class B Zero Categorical Wastewater Discharge Permit. This permit type was issued beginning in 2021 to industrial users who meet the definition of a non-significant categorical industrial user (NSCIU). They include industrial users who perform manufacturing or service processes from one of the federal point source categories but do not discharge wastewater generated from those processes. Through the end of 2021, the Industrial Pretreatment Section inspected 56 Class B Zero and/or C Permittees.

CLASS B ZERO CATEGORICAL WASTEWATER DISCHARGE PERMITTEES		
FACILITY NAME	FACILITY ADDRESS	FACILITY TYPE
Aero Spring & Manufacturing Co., Inc.	3335 East Wier Avenue	Metal Finishing PSNS
Asphalt Terminals, LLC.	1935 West McDowell Road	Paving and Roofing Materials PSNS
Bergmann Precision, Inc. - Bergmann Group	3730 East Southern Avenue	Metal Finishing PSNS
Bernie's Brass, Inc. – DBA M3 Metals	2326 East Magnolia Street	Metals Finishing PSNS
Coating Technologies, Inc	21438 North 7th Avenue	Metal Finishing
Collins Metal Finishing	3536 East Illini Street	Metal Finishing PSNS
Contact Coatings, LLC	1930 West Quail Avenue, Suite B	Metal Finishing PSNS
Diversified Metals, Inc.	9849 North 19th Drive, Suite 2	Metal Finishing

CLASS B ZERO CATEGORICAL WASTEWATER DISCHARGE PERMITTEES		
FACILITY NAME	FACILITY ADDRESS	FACILITY TYPE
Dolphin, Inc.	440 North 51 st Avenue	Metal Molding and Casting PSNS
Environmental Management Utility Services, LLC.	2132 South 5th Avenue	Centralized Waste Treatment Subpart B Oils PSNS
Gannon & Scott Phoenix, Inc.	2113 East Sky Harbor Circle South	Centralized Waste Treatment Subpart A Metals PSNS
GE Parallel Design, Inc.	4313 East Cotton Center Boulevard	Electrical and Electronic Components PSNS
ICP Construction, Inc.	4565 West Watkins Street	Paint Formulating PSNS
Intrepid Coatings, Inc.	1910 East Riverview Drive	Paint Formulating PSNS
Jet Processing	2660 West Quail Avenue	Metal Finishing
Lighting Resources, LLC.	1522 East Victory Street, Suite 4	Centralized Waste Treatment PSNS
Lighting Resources, LLC.	1545 East Victory Street	Centralized Waste Treatment PSNS
Novanta Corp dba Cambridge Technology - Lincoln Polygon Products	234 East Mohave Street	Metal Finishing PSNS
Perma-Finish, Inc.	74 North 45th Avenue	Metal Finishing PSNS
Phoenix Metalcraft, Inc.	3845 North 29th Avenue	Metal Finishing
Phoenix Tool & Gage, Inc.	2612 West Encanto Boulevard	Metal Finishing
Precise Metal Products Company	4534 North 44th Avenue	Metal Finishing PSNS
Precision Industrial Painting, Inc.	1139 West Hilton Avenue	Metal Finishing
Precision Science	1517 West Knudsen Drive	Pesticide Chemicals PSNS
Profile Precision Extrusions	6565 West Grant Street	Aluminum Forming
Purcell Tire Company	420 South 35th Avenue	Rubber Manufacturing PSNS
Razor Emporium	210 South 37 th Street	Metal Finishing PSNS
RLC Labs, Inc.	1850 East Riverview Drive	Pharmaceutical Manufacturing PSNS
STP Performance Coating, LLC	1131 West Watkins Street	Metal Finishing PSNS
Strand Industries	1202 West Watkins Street	Metal Finishing PSNS
Thermo Fluids, Inc.	4301 West Jefferson Street	Centralized Waste Treatment
Total Seal Piston Rings, Inc.	22642 North 15th Avenue	Metal Finishing PSNS
Trainor & Trainor, Inc. - Arizona Hard Chrome, Inc.	2609 West Cypress Street	Metal Finishing
Troy Corporation Arizona	113 South 47th Avenue	Pesticide Chemicals PSNS
Veolia ES Technical Solutions, LLC	5736 West Jefferson Street	Centralized Waste Treatment
Verco Decking, Inc.	4340 North 42nd Avenue	Coil Coating-Canmaking PSES
Xpress Stripping, LLC dba Xpress Metal Cleaning	3402 East Wier Avenue	Metal Finishing PSNS
CLASS B WASTEWATER DISCHARGE PERMITTEES		
FACILITY NAME	FACILITY ADDRESS	FACILITY TYPE
American Beverage Corporation	2426 South 7 th Street	Beverage Manufacturing
Automated Chemical Solutions, Inc.	3320 East Roeser Road	Soap and Detergent Manufacturer
Bimbo Bakeries USA, Inc.	738 West Van Buren Street	Food Manufacturing
Danzeisen Dairy, LLC.	6024 West Southern Avenue	Dairy/Beverage Manufacturing
Gourmet Boutique West, LLC.	351 South Black Canyon Hwy	Food Manufacturing

CLASS B WASTEWATER DISCHARGE PERMITTEES		
FACILITY NAME	FACILITY ADDRESS	FACILITY TYPE
Kinder Morgan SFPP, L.P. Phoenix Terminal	49 North 53rd Avenue	Fuel Tank Storage
Leclerc Foods Nutrition Arizona, LLC	440 South 51st Avenue	Food Manufacturing
Mama Lola's, LLC.	3348 East Wier Avenue	Food Manufacturing
National Construction Rentals	2131 West Roosevelt Street	Hauled Waste or Septage
NXP USA, Inc. 52nd ST Superfund Site - OU 2	12 South 20th Street- Phoenix	Groundwater Remediation
Southwest Orthopedic and Spine Hospital, LLC. – OASIS Hospital	750 North 40 th Street	Surgical Hospital
Strictly From Scratch	800 North 17 th Avenue	Food Manufacturing
Swissport Fueling Services	4200 East Airline Drive	Fuel Storage/Hauled Waste or Septage
Swissport Fueling, Inc.	Sky Harbor International Airport 3737 East Bonanza Way	Hauled Waste or Septage
United Foods International USA, Inc.	777 South 67 th Avenue, Suite 100	Food Manufacturing
Waste Connections of Arizona, Inc.	2412 West Sherman Avenue	Hauled Waste or Septage
Waste Management Phoenix Hauling South	1580 East Elwood Street	Hauled Waste or Septage
CLASS C WASTEWATER DISCHARGE PERMITTEES		
FACILITY NAME	FACILITY ADDRESS	FACILITY TYPE
American Aerospace Technical Casting, Inc.	2950 West Catalina Drive	Metal Molding and Casting PSNS
American Tube and Pipe	2528 North 27th Avenue	Iron and Steel Manufacturing PSNS
Central Admixture Pharmacy Services, Inc.	2200 South 43 rd Avenue	Pharmaceutical Manufacturing PSNS
CMR Manufacturing, Inc.	2405 East Jackson Street	Metal Finishing PSNS
Controlled Thermal Technology, Inc.	2617 West Cypress Street	Metal Finishing
Honeywell International Inc. – Honeywell Aerospace – Deer Valley	21111 North 19 th Avenue	Electrical and Electronic Components PSNS
Louie's Metal Finishing, LLC dba Louie's Black Oxide	2008 West Jackson Street	Metal Finishing PSNS
Metal Coating Solutions, LLC.	334 North 25 th Avenue	Metal Finishing PSNS
R.B. Machine Company, Inc.	3729 West Buchanan Street	Metal Finishing PSNS
Ohlinger Industries, Inc.	1211 West Melinda Lane	Metal Finishing PSNS
Osborn Products, Inc.	1127 West Melinda Way	Metal Finishing PSNS
Phoenix Heat Treating, Inc.	2405 West Mohave Street	Metal Finishing PSNS
Phoenix Welding Supply Co., Inc.	701 South 7 th Street	Organic Chemicals, Plastics, and Synthetic Fibers (OCPSF) PSES
Royal Sign Company, Inc.	2631 North 31st Avenue	Metal Finishing PSNS
SenesTech, Inc.	777 West Pinnacle Peak Road, Suite B-104	Pesticide Chemicals PSNS
Solvent Recy-Clean, Inc.	1850 West Broadway Road, Suite 110	Centralized Waste Treatment PSES
Southwest Powder of Arizona, LLC.	116 North 59th Avenue	Metal Finishing PSNS
Sun West Engineering, Inc.	3802 East Broadway Road	Metal Finishing PSNS

Training and Participation in Conferences and Workshops

▪ **Individual Training:**

WSD/ESD Staff continue to enhance professional growth by enrolling in courses from various educational and training resources. To broaden their education, some inspectors take self-study courses through American Water College and obtain certifications through ADEQ. Operator Certifications include Water Distribution, Water Treatment, Wastewater Collection, and Wastewater Treatment.

During the first two quarters of 2021, IPP staff was selected to participate in the “Engaging Leader Program” which is geared toward individuals who are front-line supervisors with the responsibility of managing a team or function. The program focuses on three concepts: Self-Awareness, Team Awareness and Organizational Awareness. Staff completed self-assessments to identify individual strengths, opportunities, and personal development; developed leadership competencies through creation of an Individual Development Plan (IDP); demonstrated effective team leadership skills through culture management, change management and relationship building; expanded leader exposure through organizational awareness; and completed a Capstone Project through integration of all key learnings.

On August 9-12, 2021, IPP staff attended and presented at the 36th Annual Tri-State Seminar in Las Vegas, Nevada. The Seminar provides affordable, high quality education to water and wastewater operators from the Western United States through the annual three-day seminar designed to provide professional development, continuing education, and technology transfer to support the vision and missions of the partner organizations; AZ Water Association, California Water Environment Association and the Nevada Water Environment Association.

▪ **Group Training:**

On February 24-25, 2021, IPP staff hosted and attended the AZ Water Association Pretreatment Committee’s 2021 Pretreatment/FOG Workshop hosted virtually via Microsoft Teams. The workshop covered topics such as medical institution inspections, changes in the world of pretreatment, amalgam separators and the dental amalgam rule, regulating non-significant industrial users, and two roundtables focused on both pretreatment and fats, oils and grease (FOG) topics. The workshop ran for two half-days and was well-attended by mostly regulatory inspectors, specialists, and coordinators throughout the nation as well as locally.

On February 24-25, 2021, IPP staff attended the NACWA 2021 Winter Virtual Event virtually. The event explored top advocacy issues facing the clean water sector and included small group discussions. Topics included “Advocacy Outlook for 2021: 117th Congress and the New Administration”, “PFAS – What the New Administration and Congress Mean for Your Utility”, “The Future of Wastewater Surveillance and Making it Work for Your Community”, “Collaboration and Innovation Help the Water Sector Weather the Storm” and other relevant topics.

On April 6-8, 2021, IPP staff attended and presented at the AZ Water Association’s 94th Annual Conference & Exhibition hosted virtually via a platform utilizing pre-recorded technical sessions available through April 30, 2021, as well as live presentations during the three-day conference. The Conference & Exhibition offers a multiple day program designed to provide professional development, continuing education, and technology transfer to support the AZ Water Association’s vision of “a vibrant Arizona through safe, reliable water”. The event attracts several thousand attendees from throughout the nation. Staff learned about a variety of topics during the Conference & Exhibition including: FOG management, pretreatment program updates, wastewater treatment, industrial stormwater inspections, conservation, energy, and more.

From May 17-20, 2021, IPP staff attended the National Association of Clean Water Agencies (NACWA) 2021 National Pretreatment Virtual Event. Pretreatment professionals from all over the United States attend and present on pretreatment topics including regulatory concerns; impacts to the sewer from specific industries; roundtable discussions; fats, oils and grease management; wastewater surveillance; per- and poly-fluoroalkyl (PFAS) substances; Cross-Media Electronic Reporting Regulation (CROMERR) compliance; wipes in collection systems; and case studies.

On November 17-18, 2021, IPP and Commercial Inspections staff coordinated, organized and attended the AZ Water Association Fall Pretreatment Webinar held virtually via Microsoft Teams and hosted by the AZ Water Pretreatment Committee. This workshop informs, educates, and trains water and wastewater professional technicians, regulatory inspectors, managers, policymakers, and others on the latest developments in wastewater pretreatment and FOG program management. Topics of discussion and education included an introduction to pretreatment, preferred pumper program overview, teamwork, fats, oils and grease reduction, EPA updates, ADEQ updates, interceptor pumping, short roundtables, and starting a pretreatment program.

Other Activities

▪ *Coordination with Other Pretreatment Programs*

Phoenix continued to provide counsel and guidance to the Pretreatment Programs of the contributing jurisdictions and Programs throughout the state during 2021. Multi-city coordination for purposes of encouraging compliance with federal requirements and consistency of implementation was accomplished through periodic multi-city meetings attended by representatives from each Program, as well as through periodic meetings with individual Program staff.

Phoenix personnel along with members from the other SROG cities continue the monthly sampling program at all 14 Metering Stations. This sampling program provides representative information about the quality of wastewater discharged to the 91st Avenue WWTP.

▪ *Enforcement Activities to Involve and Inform the Public*

In addition to publication of Industrial Users having a status of Significant Noncompliance during the reporting year, the City used several types of legal instruments designed to bring industrial users back into compliance. The City continued to conduct Show Cause Proceedings and to collect monetary penalties from industrial users which violated pretreatment requirements during the year. A summary of these enforcement activities which identify the permittees, the nature of the violations, published Pretreatment Settlement Agreements, and any monetary penalties associated with those actions follows on the next page.

▪ *NEFAP Accreditation*

The City of Phoenix Environmental Services Division achieved ISO/IEC 17025:2005 International Standard and the Field Sampling and Measurement Organizations (FSMO) Accreditation. The Certificate of Accreditation includes demonstration of technical competence in the fields defined by the Divisions scope of sampling and field tests. The Water and Wastewater Monitoring groups are one of eleven having this accreditation in the United States and the only accredited entities in Arizona.

City of Phoenix
2021 Published Pretreatment Enforcement Actions

	Industrial User Name	SNC?	40 CFR	Violations	Show Cause Proceeding Date	Penalty Collected	Newspaper Publication Fee	PSA/CD
1	Quantum Global Technology, LLC. dba QuantumClean 3925 East Watkins Street, Suite 100 Phoenix, Arizona 85034-7208	Yes	433.17	SNC – TTO TRC	01/12/2021	\$792.00	\$333.96	153996--0
2	Solvent Recy-Clean, Inc. 1850 West Broadway Road, Suite 110 Phoenix, Arizona 85041-2255	No	437.25	Benzene effluent; failure to maintain	03/04/2021	\$20,774.00	\$319.44	154185--0
3	Cleanpart Southwest, LLC. 3844 East University Drive Phoenix, Arizona 85034-7221	Yes	433.17	SNC – TTO Chronic; TTO effluent	04/09/2021	\$933.00	\$333.96	154566--0
4	Quantum Global Technologies, LLC. dba QuantumClean 2101 West Roosevelt Street Phoenix, Arizona 85009-3702	No	433.17	Nickel and chromium effluent; reporting	05/05/2021	\$7,570.00	\$333.96	154822--0
5	AlSCO, Inc. 4707 West Camelback Road Phoenix, Arizona 85031-1413	No	Local Limits	Reporting	06/01/2021	\$2,550.00	\$319.44	154973--0
6	Abrazo Central Campus 2000 West Bethany Home Road Phoenix, Arizona 85015-2443	Yes	Local Limits	SNC – Reporting	06/30/2021	\$2,047.50	\$333.96	155263--0
7	Aramark Uniform Services, LLC. 3836 West Buckeye Avenue, Unit F Phoenix, Arizona 85009-5739	No	Local Limits	pH effluent; reporting	07/27/2021	\$6,948.00	\$355.74	155318--0
8	StandardAero Aviation Holdings Inc. 1021 North 22 nd Avenue Phoenix, Arizona 85009-3717	Yes	433.17	SNC – Cadmium MAV TRC; cadmium and chromium effluent	10/15/2021	\$14,703.50	\$326.70	155772--0

2021 TOTAL \$56,318.00

CITY OF PHOENIX

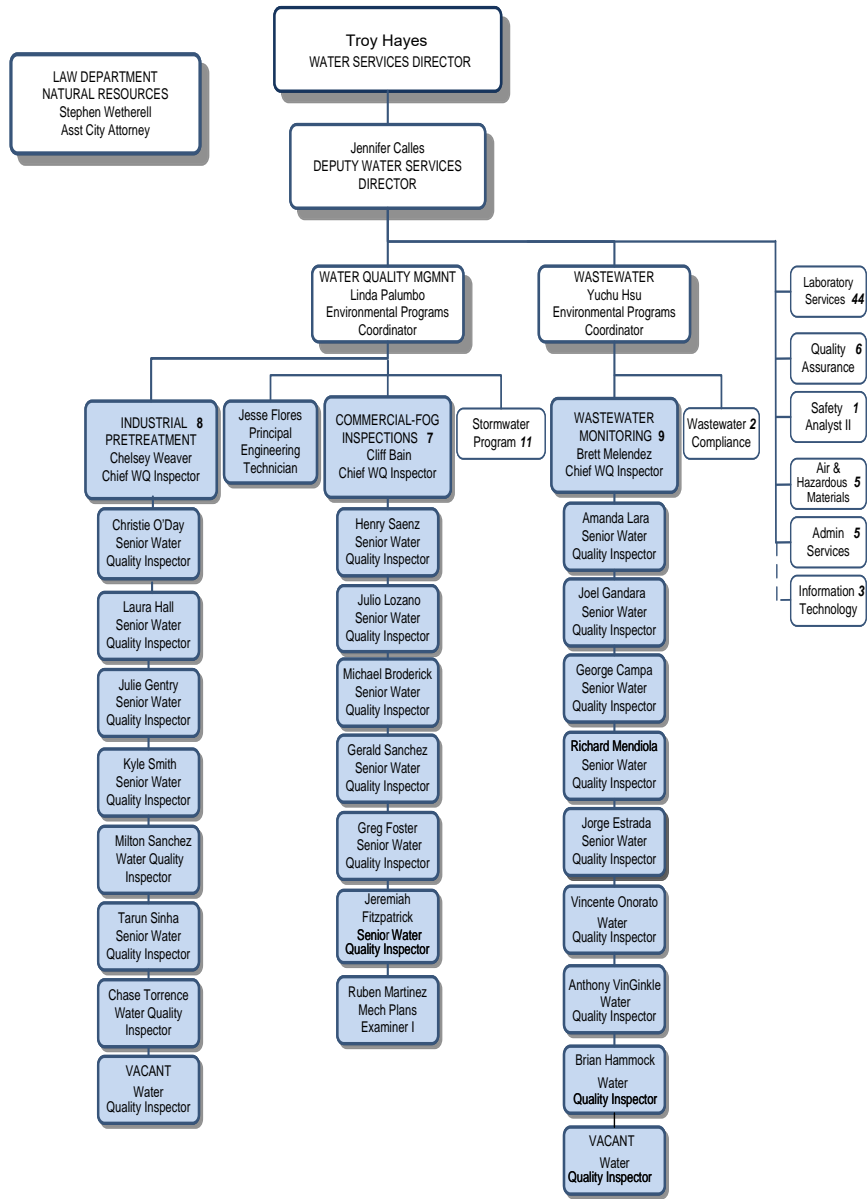
SUMMARY OF PRETREATMENT PROGRAM EXPENDITURES		
January 1, 2021 – December 31, 2021 – Total Pretreatment Expenditures \$ 3,782,823		
PRETREATMENT PROGRAM EXPENDITURES		
Personnel	\$	2,492,869
Operations & Maintenance	\$	243,925
Laboratory	\$	969,570
Equipment	\$	-
Vehicles	\$	76,459
PRETREATMENT PROGRAM EQUIPMENT INVENTORY		
<u>Equipment Name</u>	<u>Purchased 2021</u>	<u>Total 2021</u>
Photo Ionization Detector	1	2
Flow Meters	0	24
Auto Samplers	2	28
Turbidimeters	3	3
pH/DO/Conductivity Meters	1	5
Chlorine Colorimeters	0	3
Air Movers	0	4
Confined Space Harnesses	0	9
Air/Gas Detectors	3	9
Cameras	0	9
Night Vision Cameras	0	1
Pole Cameras/GoPro	0	5
CCTV Sewer Camera	0	2
Computer Monitors	0	30
Computers	0	5
Printers	0	3
Tablets	0	8
PRETREATMENT PROGRAM VEHICLE INVENTORY		
<u>Equipment Name</u>	<u>Purchased 2021</u>	<u>Total 2021</u>
Sampling Passenger Vans	0	1
Sampling 4WD Pickups	0	1
Inspector Pickups	1 ¹	6
Sampling Vans	0	5
Vehicle Pool Sedans	0	3 (Pool) ²
¹ New vehicles purchased but not yet received, will replace older vehicles, they are not additional.		
² Vehicle pool sedans which are used for inspections of industrial facilities are shared) by all staff located on the 23rd Avenue WWTP.		

PRETREATMENT PROGRAM PERSONNEL

<u>Title</u>	<u>FTEs 2020</u>	<u>FTEs 2021</u>
Deputy Water Services Director	1.0 ³	1.0 ³
Environmental Programs Coordinator	0.5 ³	0.5 ³
Assistant City Attorney IV	0.25 ³	0.25 ³
Mechanical Plans Examiner I	1	1
Environmental Quality Specialist	0.5	0.5
Chief Water Quality Inspectors	3	3
Senior Water Quality Inspectors	16	16
Water Quality Inspectors	6	5
Inspector Vacancies	1.0	2.0
Information Technology Application Programmer III	0.25 ³	0.25 ³
Information Technology Application Programmer I	0.5 ³	0.5 ³
Secretary II	0.25 ³	0.25 ³

³ These positions dedicate time to other Water Department functions.

CITY OF PHOENIX PRETREATMENT PROGRAM ORGANIZATION CHART



**CITY OF PHOENIX
LIST OF SIGNIFICANT INDUSTRIAL USERS AS OF 12/31/2021**

	COMPANY NAME AND ADDRESS	WWTP	SIC Code	Regulation
1.	4RB Disposal, LLC. 2245 West Shangri La Road Phoenix, Arizona 85029-4813	23 rd Avenue	4953	City Code
2.	AAA Ajax Pumping Service, Inc. 2433 South 7th Avenue Phoenix, Arizona 85007-4302	91st Avenue	4953	City Code
3.	Abrazo Scottsdale Campus 3929 East Bell Road Phoenix, Arizona 85032-2112	91st Avenue	8062	City Code
4.	Allied Tube & Conduit Corporation 2525 North 27th Avenue Phoenix, Arizona 85009-1710	23rd Avenue	3317	433.17
5.	AlSCO, Inc. 4707 West Camelback Road Phoenix, Arizona 85031	91st Avenue	7218	City Code
6.	Ameripride Services Inc. 6025 West Van Buren Street Phoenix, Arizona 85043-3509	91st Avenue	7213	City Code
7.	APS BioGroup, Inc. 2235 South Central Avenue Phoenix, Arizona 85004-2909	91st Avenue	7218	439.47
8.	APS West Phoenix Power Plant 4606 West Hadley Street Phoenix, Arizona 85043-3933	91st Avenue	4911	423.16
9.	Aramark Uniform and Career Apparel, Inc. 3836 West Buckeye Road # F Phoenix, Arizona 85009	91st Avenue	7218	City Code
10.	Arizona Foods Group 2517 East Chambers Street Phoenix, Arizona 85040-3640	91st Avenue	3674	City Code
11.	ASM America Inc.-University Drive Plant 3440 East University Drive Phoenix, Arizona 85034-7200	91st Avenue	3674	469.18
12.	Avanti Circuits, Inc. 17650 North 25th Avenue - Suite #5 Phoenix, Arizona 85023	91st Avenue	3672	433.17
13.	Baker Commodities, Inc. 3602 West Elwood Street Phoenix, Arizona 85009	91st Avenue	2077	City Code
14.	Banner Estrella Medical Center 9201 West Thomas Road Phoenix, Arizona 85035	91st Avenue	8062	City Code
15.	Banner Health – Banner University Medical Center Phoenix Campus 1111 East McDowell Road Phoenix, Arizona 85006-2612	23rd Avenue	8062	City Code
16.	Barrel O' Fun Snack Foods Co. Southwest, LLC. 7330 West Sherman Street Phoenix, Arizona 85043-4751	91st Avenue	2096	City Code
17.	Bottling Group, LLC. – The Pepsi Beverages Company 4242 East Raymond Street Phoenix, Arizona 85040-1935	91st Avenue	2086	City Code
18.	Café Valley, Inc. 7000 West Buckeye Road Phoenix, Arizona 85043-4306	91st Avenue	2050	City Code

**CITY OF PHOENIX
LIST OF SIGNIFICANT INDUSTRIAL USERS AS OF 12/31/2021**

	COMPANY NAME AND ADDRESS	WWTP	SIC Code	Regulation
19.	Carl T. Hayden Medical Center 650 East Indian School Road Phoenix, Arizona 85012-1892	23rd Avenue	8062	City Code
20.	Cassavant Assembly & Processing, LLC. 3725 East Atlanta Avenue Phoenix, Arizona 85040-2960	91st Avenue	3471	433.17
21.	Celgene Corporation 620 North 51 st Avenue Phoenix, Arizona 85043-2702	91st Avenue	2834	439.47
22.	Certified Inspection Service Company, Inc. 21 South 41 st Street Phoenix, Arizona 85034	23rd Avenue	3479	433.17
23.	ChemResearch Co., Inc. 1130 West Hilton Avenue Phoenix, Arizona 85007-4306	23rd Avenue	3471	433.17
24.	Chromalloy Arizona 5161 West Polk Street Phoenix, Arizona 85043	91st Avenue	7699	433.17
25.	Cintas Corporation 5501 West Hadley Street Phoenix, Arizona 85043	91st Avenue	7218	City Code
26.	Cintas -Roosevelt St 4804 West Roosevelt Street Phoenix, Arizona 85043	91st Avenue	7218	City Code
27.	CleanPart Southwest LLC 3844 East University Drive Phoenix, Arizona 85034-7221	91st Avenue	3479	433.17
28.	Crothall Laundry Services Inc.- The Commercial Linen Exchange 4445 South 36 th Street Phoenix, Arizona 85040	91st Avenue	7213	City Code
29.	Dignity Health –St. Joseph’s Hospital & Medical Center 350 West Thomas Road Phoenix, Arizona 85013-4409	23rd Avenue	8062	City Code
30.	District Photo, Inc. 2500 East Chamber Street Phoenix, Arizona 85040-3639	91st Avenue	7384	City Code
31.	DS Services of America, Inc. 3302 West Earll Drive Phoenix, Arizona 85017	91st Avenue	2086	City Code
32.	Dunn-Edwards Corporation 520 South 67 th Avenue Phoenix, Arizona 85043-4432	91st Avenue	2851	City Code
33.	Emerald Phoenix, LLC 4410 West Mohave Street Phoenix, Arizona 85034-8304	91 st Avenue	7218	City Code
34.	Entrepix, Inc. 4717 East Hilton Avenue Phoenix, Arizona 85034-6404	91st Avenue	3674	469.18
35.	FlipChip International, LLC 3701 East University Drive Phoenix, Arizona 85034	91st Avenue	3674	469.18
36.	FM Industries, Inc. Building “D” 2104 West Roosevelt Street Phoenix, Arizona 85009-3703	23rd Avenue	3471	433.17

**CITY OF PHOENIX
LIST OF SIGNIFICANT INDUSTRIAL USERS AS OF 12/31/2021**

	COMPANY NAME AND ADDRESS	WWTP	SIC Code	Regulation
37.	Freshly, Inc. 610 South 56 th Avenue Phoenix, Arizona 85043-4622	91 st Avenue	2099	City Code
38.	Frontier Group 3518 East Wood Street Phoenix, Arizona 85040	91 st Avenue	3471	433.17
39.	Global Healing Center 925 East Salter Drive Phoenix, Arizona 85024-5648	91 st Avenue	2833	439.47
40.	Gregory Packaging, Inc. 439 South 55 th Avenue Phoenix, Arizona 85043-4621	91 st Avenue	2033	City Code
41.	Hadrian Inc. 3602 West Washington Street Phoenix, Arizona 85009-4767	91 st Avenue	3471	433.17
42.	Heligear Acquisition Co. dba Northstar Aerospace – Phoenix 401 South 36 th Street Phoenix, Arizona 85034-2812	23 rd Avenue	3599	433.17
43.	Heligear Acquisition Co.- Northstar Aerospace (Phoenix) 300 South 23 rd Street Phoenix, Arizona 85034-2500	23 rd Avenue	3599	433.17
44.	Holsum Bakery, Inc. 2322 West Lincoln Street Phoenix, Arizona 85009	23 rd Avenue	2051	City Code
45.	Honeywell International Inc. Former Peoria Avenue Facility/EW-1 2305 West Mercer Lane Phoenix, Arizona 85051	91 st Avenue	9999	City Code
46.	Honeywell International, Inc. Former Peoria Avenue Facility/MW-10 2251 West Sierra Street Phoenix, Arizona 85029	91 st Avenue	9999	City Code
47.	Honeywell International, Inc. Honeywell Aerospace – Phoenix R&O 1944 East Sky Harbor Circle Northwest Phoenix, Arizona 85034-3442	23 rd Avenue	3728	433.17
48.	Honeywell International, Inc. Honeywell Engines Product Center 111 South 34 th Street Phoenix, Arizona 85034-2802	23 rd Avenue	3471	433.17
49.	HonorHealth Deer Valley Medical Center 19829 North 27 th Avenue Phoenix, Arizona 85027-4001	91 st Avenue	8062	City Code
50.	HonorHealth John C. Lincoln Hospital North Mountain 250 East Dunlap Avenue Phoenix, Arizona 85020-2825	23 rd Avenue	8062	City Code
51.	Honor Health Sonoran Crossing Medical Center 33400 North 32 nd Avenue Phoenix, Arizona 85085-8876	91 st Avenue	8062	City Code
52.	Hydro Extrusions North America, LLC - Plant 1 Extrusion Operation (Sapa) 249 South 51 st Avenue Phoenix, Arizona 85043-3715	91 st Avenue	3354	467.35

**CITY OF PHOENIX
LIST OF SIGNIFICANT INDUSTRIAL USERS AS OF 12/31/2021**

	COMPANY NAME AND ADDRESS	WWTP	SIC Code	Regulation
53.	Hydro Extrusions North America, LLC - Plant 2 Extrusion Operation (Sapa) 50 South 49 th Avenue Phoenix, Arizona 85043-3825	91st Avenue	3354	467.35
54.	Hydro Extrusions North America, LLC - Remelt Operation (Sapa) 249 South 51 st Avenue Phoenix, Arizona 85043-3715	91st Avenue	3354	467.35
55.	La Canasta Mexican Food Products, Inc. 3101 West Jackson Street Phoenix, Arizona 85009-4833	91st Avenue	2096	City Code
56.	Liquid Environmental Solutions of Arizona, LLC 5159 West Van Buren Street Phoenix, Arizona 85043	91st Avenue	4953	437.47
57.	Liquid Environmental Solutions of Arizona LLC - Magnolia Street 1095 West Magnolia Street Phoenix, Arizona 85007-4508	23 rd & 91 st Avenue	4953	City Code
58.	Marlyn Nutraceuticals - Naturally Vitamins 4404 East Elwood Street Phoenix, Arizona 85040	91st Avenue	2834	439.47
59.	Mastel Linen, Inc. 2940 West Virginia Ave Phoenix, Arizona 85009-1607	23rd Avenue	7218	City Code
60.	Mayo Clinic Arizona – Mayo Clinic Hospital 5777 East Mayo Boulevard Phoenix, Arizona 85054-4502	91st Avenue	8062	City Code
61.	Mega Metals, LLC. 1325 North 22nd Avenue Phoenix, Arizona 85009-3714	23rd Avenue	5093	421.306(m)
62.	Metal Finishing Solutions, Inc. 46 North 49 th Avenue Phoenix, Arizona 85043-3825	91st Avenue	3471	433.17
63.	Metco Metal Finishing, LLC 3508 East Corona Avenue Phoenix, Arizona 85040-2842	91st Avenue	3471	433.17
64.	Mission Linen Supply, Inc. 2652 South 16 th Street Phoenix, Arizona 85034	23 rd & 91 st Avenue	7213	City Code
65.	Mistras Group - Arizona 3027 East Washington Street Phoenix, Arizona 85034-1517	23rd Avenue	3764	433.17
66.	Modern Industries, Inc. 4755 East Beautiful Lane Phoenix, Arizona 85044	91st Avenue	3471	433.17
67.	MPP Group of Companies 230 South 49th Avenue Phoenix, Arizona 85043-3905	91st Avenue	3471	433.17
68.	Niagara Bottling, LLC. 275 South 67 th Avenue Phoenix, Arizona 85043-3427	91st Avenue	2086	City Code
69.	NXP USA, Inc. 52nd ST Superfund Site OU 1 5005 East McDowell Road Phoenix, Arizona 85008	91st Avenue	9999	City Code

**CITY OF PHOENIX
LIST OF SIGNIFICANT INDUSTRIAL USERS AS OF 12/31/2021**

	COMPANY NAME AND ADDRESS	WWTP	SIC Code	Regulation
70.	PAS Technologies, Inc. dba StandardAero 1021 North 22 nd Avenue Phoenix, Arizona 85009-3717	23rd Avenue	3471	433.17
71.	Phoenix Children's Hospital 1919 East Thomas Road Phoenix, Arizona 85016	23rd Avenue	8062	City Code
72.	Phoenix Indian Medical Center 4212 North 16 th Street Phoenix, Arizona 85016-5319	23rd Avenue	8062	City Code
73.	Phoenix Manufacturing, Inc. 3655 East Roeser Road Phoenix, Arizona 85040-3968	91st Avenue	3585	433.15
74.	PMA Photometals of Arizona, Inc. dba PMA Industries of Arizona, Inc. 18008 North Black Canyon Highway Phoenix, Arizona 85053-1715	91st Avenue	3479	433.17
75.	Prudential Overall Supply 5102 West Roosevelt Street Phoenix, Arizona 85043	91st Avenue	7218	City Code
76.	Quantum Global Technologies, LLC. dba QuantumClean 2101 West Roosevelt Street Phoenix, Arizona 85009	23rd Avenue	7699	433.17
77.	Quantum Global Technologies, LLC. dba Quantum Clean 3925 East Watkins Street, Suite 100 Phoenix, Arizona 85034	91st Avenue	3479	433.17
78.	Rexam Beverage Can Company 211 North 51 st Avenue Phoenix, Arizona 85043-3704	91st Avenue	3411	465.45
79.	Safeway Phoenix Ice Cream Plant 2434 East Pecan Road Phoenix, Arizona 85040	91st Avenue	3674	City Code
80.	Sagamore Camelback, LLC. 1 East Camelback Road Phoenix, Arizona 85012-1668	23 rd Avenue	9999	City Code
81.	Sav-On Plating, Inc. 17 West Watkins Street Phoenix, Arizona 85003-2824	23rd Avenue	3471	433.17
82.	Shamrock Foods Company – Dairy Division 2228 North Black Canyon Highway Phoenix, Arizona 85009-2707	23rd Avenue	2026	City Code
83.	Signetix, Inc. 2611 South 7 th Street, Suite 101 Phoenix, Arizona 85034-6523	91st Avenue	5093	433.17
84.	Sky Chefs-Inc. – LSG Sky Chefs 3555 South 28 th Street Phoenix, Arizona 85040-8603	91st Avenue	5812	City Code
85.	Specialty Textile Services, L.L.C. 720 West Buchanan Street Phoenix, Arizona 85007-3405	23rd Avenue	7218	City Code
86.	SUMCO Southwest Corporation 19801 North Tatum Boulevard Phoenix, Arizona 85050-4201	91st Avenue	3674	469.28
87.	Sumitomo Chemical Advanced Technologies, LLC. 3832 East Watkins Street Phoenix, Arizona 85034	91st Avenue	3674	469.18

**CITY OF PHOENIX
LIST OF SIGNIFICANT INDUSTRIAL USERS AS OF 12/31/2021**

	COMPANY NAME AND ADDRESS	WWTP	SIC Code	Regulation
88.	The Proctor & Gamble Company 2050 South 35 th Avenue Phoenix, Arizona 85009	91 st Avenue	2834	439.46
89.	UniFirst Corporation 104 North 14 th Street Phoenix, Arizona 85034-1114	23 rd Avenue	7218	City Code
90.	United General Bakery, Inc. dba Upper Crust Bakery 3655 West Washington Street Phoenix, Arizona 85009-4759	91 st Avenue	2051	City Code
91.	Valleywise Health Behavioral Center – Maryvale Campus 5102 West Campbell Avenue Phoenix, Arizona 85031-1703	91 st Avenue	8062	City Code
92.	Valleywise Health Medical Center 2601 East Roosevelt Street Phoenix, Arizona 85008-4973	23 rd Avenue	8062	City Code
93.	VHS of Phoenix, Inc. dba Abrazo Central Campus 2000 West Bethany Home Road Phoenix, Arizona 85015	23 rd Avenue	8062	City Code
94.	Vital Pharmaceuticals, Inc. dba Bang Energy 1635 South 43 rd Avenue Phoenix, Arizona 85009-6026	91 st Avenue	2086	City Code
95.	World Resources Company 8113 West Sherman Street Phoenix, Arizona 85353-4025	91 st Avenue	3399	City Code

CITY OF PHOENIX

PRETREATMENT PERFORMANCE SUMMARY ADDITIONS, DELETIONS AND CHANGES TO THE SIU LIST

ADDITIONS

The following Significant Industrial Users were added in 2021:

Metal Finishing Solutions, Inc.
46 North 49th Avenue
Phoenix, Arizona 85043-3825

La Canasta Mexican Food Products, Inc.
3101 West Jackson Street
Phoenix, Arizona 85009-4833

Freshly, Inc.
610 South 56th Avenue
Phoenix, Arizona 85043-4622

Emerald Phoenix, LLC
4410 West Mohave Street
Phoenix, Arizona 85034-8304

DELETIONS

The following Significant Industrial Users have ceased operations in 2021:

Arizona Precision Sheet Metal, Inc. dba APSM Systems
2140 West Pinnacle Peak Road
Phoenix, Arizona 85027-1200

Angelica
4410 West Mohave Street
Phoenix, Arizona 85034-8304

Benchmark Electronics, Inc.
3201 East Harbour Drive
Phoenix, Arizona 85034-7227

RECLASSIFICATIONS

**The following Significant Industrial Users have been reclassified in 2021:
RECLASSIFIED TO**

None

CITY OF PHOENIX

PRETREATMENT PERFORMANCE SUMMARY ADDITIONS, DELETIONS AND CHANGES TO THE SIU LIST

NAME CHANGES

The following Significant Industrial Users changed their names in 2021:

Quantum Global Technologies, LLC. 2101 West Roosevelt Street Phoenix, Arizona 85009-3702	IS NOW	Quantum Global Technologies, LLC. dba QuantumClean 2101 West Roosevelt Street Phoenix, Arizona 85009-3702
StandardAero Aviation Holdings Inc. 1021 North 22 nd Avenue Phoenix, Arizona 85009-3717	IS NOW	PAS Technologies, Inc. dba StandardAero 1021 North 22 nd Avenue Phoenix, Arizona 85009-3717

City of Phoenix
PRETREATMENT PERFORMANCE SUMMARY
23rd Avenue Wastewater Treatment Plant

I. General Information						
Control Authority Name: City of Phoenix			NPDES No: AZ0020559			
Address: 2474 South 22 nd Avenue		City: Phoenix		State: Arizona		ZIP: 85009
Contact Person: Jesse Flores				Contact Telephone Number: (602) 534-7588		
Reporting Period: January 1 – December 31, 2021			Categorical IUs: 13		Significant Non-Categorical IUs: 17	
II. Significant Industrial User Compliance						
	Categorical		Non-categorical		Total SIUs	
	No	%	No	%	No	%
1. No. of SIUs in Full Compliance	10	77	11	65	22	73
2. No. of SIUs in Inconsistent Compliance	2	15	6	35	7	23
3. No. of SIUs in Significant Noncompliance	1	8	0	0	1	3
4. No. of Parameter Violations	9		3		11	
5. No. of Reporting Violations	0		2		2	
6. No. of Permit Condition Violations	0		2		2	
III. Compliance Monitoring Program						
	Categorical		Non-categorical		Total SIUs	
1. No. of Control Documents Issued	13		17		30	
2. No. of Nonsampling Inspections Conducted	14		17		31	
3. No. of Facilities Inspected (Nonsampling)	13		17		30	
4. No. of Sampling Visits Conducted	79		130		209	
5. No. of Facilities Sampled	13		16		29	
IV. Enforcement Actions						
	Categorical		Non-categorical		Total SIUs	
1. Notices of Violations Issued to SIUs	6		7		13	
2. Temporary Increase in IU Self Monitoring	4		1		5	
3. Administrative Orders Issued to SIUs	0		0		0	
4. Compliance Schedules Issued	0		0		0	
5. Settlement Agreements	1		1		2	
6. Other Actions	0		2		2	
7. Amount of Penalties Collected (Total Dollars / IUs Assessed)	\$7,570.00 / \$22,273.50		\$2,047.50 / \$2,047.50		\$9,617.50 / \$24,321.00	

City of Phoenix
PRETREATMENT PERFORMANCE SUMMARY
91st Avenue Wastewater Treatment Plant

I. General Information						
Control Authority Name: City of Phoenix			NPDES No.: AZ0020524			
Address: 2474 South 22 nd Avenue		City: Phoenix		State: Arizona		ZIP: 85009
Contact Person: Jesse Flores				Contact Telephone Number: (602) 534-7588		
Reporting Period: January 1 – December 31, 2021			Categorical IUs: 43		Significant Non-Categorical IUs: 52	
II. Significant Industrial User Compliance						
	Categorical		Non-categorical		Total SIUs	
	No	%	No	%	No	%
1. No. of SIUs in Full Compliance	27	63	37	71	64	67
2. No. of SIUs in Inconsistent Compliance	14	33	14	27	28	30
3. No. of SIUs in Significant Noncompliance	2	5	1	2	3	3
4. No. of Parameter Violations	37		7		44	
5. No. of Reporting Violations	8		6		14	
6. No. of Permit Condition Violations	8		8		16	
III. Compliance Monitoring Program						
	Categorical		Non-categorical		Total SIUs	
1. No. of Control Documents Issued	43		52		95	
2. No. of Nonsampling Inspections Conducted	46		49		95	
3. No. of Facilities Inspected (Nonsampling)	43		49		92	
4. No. of Sampling Visits Conducted	261		401		662	
5. No. of Facilities Sampled	42		51		93	
IV. Enforcement Actions						
	Categorical		Non-categorical		Total SIUs	
1. Notices of Violations Issued to SIUs	29		22		51	
2. Temporary Increase in IU Self Monitoring	8		4		12	
3. Administrative Orders Issued to SIUs	0		0		0	
4. Compliance Schedules Issued	0		0		0	
5. Settlement Agreements	3		3		6	
6. Other Actions	2		2		4	
7. Amount of Penalties Collected (Total Dollars / IUs Assessed)	\$9,295.00 / \$23,998.50		\$11,545.50 / \$11,545.50		\$20,840.50 / \$35,544.00	

**CITY OF PHOENIX
SIGNIFICANT INDUSTRIAL USER COMPLIANCE STATUS REPORT**

NAME: 4RB Disposal, LLC.		REPORT PERIOD: 01/01/2021 through 12/31/2021		
SERVICE ADDRESS: 2245 West Shangri La Road Phoenix, Arizona 85029-4813		MAILING ADDRESS: Same		
CATEGORICAL USER? No	40 CFR Local Limits	LIMITS APPENDIX: A	BMR SUBMITTED: 08/13/2018	
TTO CERTIFICATION DATE SUBMITTED: N/A	PERMIT EFFECTIVE: 02/01/2020	PERMIT EXPIRES: 01/31/2025		
SAMPLING LOCATION VERIFIED ON: 02/03/2021	RCRA NOTICE: 01/10/2020			
SLUG CONTROL PLAN EVALUATION DATE: 02/03/2021	COMPLIANCE SAMPLING POINT No: 32346.01			
	1st Quarter (Jan 1 - Mar 31)	2nd Quarter (Apr 1 - Jun 30)	3rd Quarter (Jul 1 - Sep 30)	4th Quarter (Oct 1 - Dec 31)
Number of Inspections	1	0	0	0
Number of City Sampling Days	0	0	0	0
Number of IU Sampling Days	0	0	0	0
Number of Parameter Violations	0	0	0	0
Number of Inspection Violations	0	0	0	0
Number of Reporting Violations	0	0	0	0
Number of Permit Cond. Violations	0	0	0	0
Compliance Status	C	C	C	C
Evaluated as of:	05/12/2021	09/13/2021	01/13/2022	02/04/2022

COMPLIANCE CODES: C = Compliance I = Inconsistent Compliance S = Significant Noncompliance
If company is in I or S, then the following table applies:

Quarter	Type of Violation	Date of Violation	Sample Composite or Grab	Limit Federal or City	Monitoring City or IU	Parameter	Value / Limit	Number of Measurements per Quarter
			1st Quarter (Jan 1 - Mar 31)	2nd Quarter (Apr 1 - Jun 30)	3rd Quarter (Jul 1 - Sep 30)	4th Quarter (Oct 1 - Dec 31)		
Enforcement Status			K	N	N	N		

Enforcement Status Codes

- | | | |
|---|--------------------------------------|---|
| A - Notice of Violation (NOV) | F - Assessment of Monetary Penalties | K - Published in Newspaper for Significant |
| B - Administrative Order (AO) | G - Restriction of Flow | Non-Compliance (SNC) In Prior Reporting Year |
| C - Civil Action Filed | H - Permit Revocation | L - Temporary Increase in IU Self-Monitoring (TISM) |
| D - Criminal Action Filed | I - Compliance Schedule Issued | |
| E - Pretreatment Settlement Agreement (PSA) | J - Disconnection from Sewer | N- No Enforcement Action |

ENFORCEMENT SUMMARY AND COMMENTS

Company Name: 4RB Disposal, LLC.

Process Flow: 0 GPD (Average)

General Information and type of wastewater treatment	<p>4RB Disposal, LLC. (Paradise Septic is a branch of the company) is a newly permitted septic pumping company that pumps out and services residential and commercial septic tanks. The facility discharges liquid waste from septic tank pumping through its filtration process involving roll-off tanks and a catch basin for solids removal. The facility has an approved screening standard operating procedure (SOP) that details the type of waste that will be discharged, inspection and screening of waste (odor, oil & grease, color, floating materials) including pH strips, documentation of source and quantities.</p>
First Quarter	<p>A Pretreatment Settlement Agreement was reached on 11/30/2020 which included the requirement to cease discharge of industrial wastewater until a proper pretreatment system has been install. As a result, no discharge was made in 2021.</p>
Second Quarter	
Third Quarter	
Fourth Quarter	

To be published for this year in newspaper for Significant Non-Compliance? Yes No

Penalties this reporting Year: Assessed \$ 0.00 Collected \$ 0.00

ENFORCEMENT SUMMARY AND COMMENTS

Company Name: AAA Ajax Pumping Service, Inc.

Process Flow: 30,235 GPD (Average)

General Information and type of wastewater treatment
This facility accepts and de-watered septage, grease trap waste, and other wastewaters approved by the City of Phoenix. Treatment consists of a grinder pump, gravity settling, polymer dosing system, sludge dewatering tank, and solids extruder. The dewatering tank discharges to a centrifugal rotary fan for additional dewatering.
First Quarter
Second Quarter
Third Quarter
Fourth Quarter

To be published for this year in newspaper for Significant Non-Compliance? Yes X No

Penalties this reporting Year: Assessed \$ 0.00 Collected \$ 0.00

**CITY OF PHOENIX
SIGNIFICANT INDUSTRIAL USER COMPLIANCE STATUS REPORT**

NAME: VHS of Phoenix, Inc. dba Abrazo Central Campus		REPORT PERIOD: 01/01/2021 through 12/31/2021		
SERVICE ADDRESS: 2000 West Bethany Home Road Phoenix, Arizona 85015-2443		MAILING ADDRESS: Same		
CATEGORICAL USER? No	40 CFR Local Limits	LIMITS APPENDIX: A	BMR SUBMITTED: 12/28/1990	
TTO CERTIFICATION DATE SUBMITTED: N/A		PERMIT EFFECTIVE: 07/01/2017	PERMIT EXPIRES: 06/30/2022	
SAMPLING LOCATION VERIFIED ON: 11/29/2021		RCRA NOTICE: 12/28/1990		
SLUG CONTROL PLAN EVALUATION DATE: 11/29/2021		COMPLIANCE SAMPLING POINT No: 2680.04, 2680.05		
	1st Quarter (Jan 1 - Mar 31)	2nd Quarter (Apr 1 - Jun 30)	3rd Quarter (Jul 1 - Sep 30)	4th Quarter (Oct 1 - Dec 31)
Number of Inspections	0	0	0	1
Number of City Sampling Days	0	4	0	3
Number of IU Sampling Days	2	1	1	3
Number of Parameter Violations	0	0	0	1
Number of Inspection Violations	0	0	0	0
Number of Reporting Violations	0	0	0	0
Number of Permit Cond. Violations	0	0	0	0
Compliance Status	C	C	C	I
Evaluated as of:	04/16/2021	07/26/2021	10/20/2021	01/24/2022

COMPLIANCE CODES: C = Compliance I = Inconsistent Compliance S = Significant Noncompliance
If company is in I or S, then the following table applies:

Quarter	Type of Violation	Date of Violation	Sample Composite or Grab	Limit Federal or City	Monitoring City or IU	Parameter	Value / Limit	Number of Measurements per Quarter
4 th	Parameter	11/05/2021	Composite	City	IU	Zinc (Daily)	4.64/3.5 mg/L	3
			1st Quarter (Jan 1 – Mar 31)	2nd Quarter (Apr 1 - Jun 30)	3rd Quarter (Jul 1 – Sep 30)	4th Quarter (Oct 1 - Dec 31)		
Enforcement Status			K	N	E, F		A	

Enforcement Status Codes

A - Notice of Violation (NOV)	B - Administrative Order (AO)	C - Civil Action Filed	D - Criminal Action Filed	E - Pretreatment Settlement Agreement (PSA)	F - Assessment of Monetary Penalties	G - Restriction of Flow	H - Permit Revocation	I - Compliance Schedule Issued	J - Disconnection from Sewer	K - Published in Newspaper for Significant Non-Compliance (SNC) In Prior Reporting Year	L - Temporary Increase in IU Self-Monitoring (TISM)	N - No Enforcement Action
-------------------------------	-------------------------------	------------------------	---------------------------	---	--------------------------------------	-------------------------	-----------------------	--------------------------------	------------------------------	---	---	---------------------------

ENFORCEMENT SUMMARY AND COMMENTS

Company Name: Abrazo Central Campus (Phoenix Baptist Hospital)

Process Flow: 36,119 (GPD) Average

General Information and type of wastewater treatment	<p>This facility is a 216-bed hospital that provides cardiovascular care, orthopedics, women's services, radiology, 24-hour emergency services, outpatient surgery, laboratories and on-site food services. The major sources of discharge are from patient rooms, cafeteria, surgical suites, and laboratories. The pretreatment system consists of a 25/50 grease trap for a 3 compartment sink in the kitchen and a 15/30 grease trap for a drain in the tallow bin area. Waste oils, acids and caustics, waste laboratory chemicals and biohazard wastes are collected in containment drums and shipped off site by a contractor for proper disposal.</p>
First Quarter	
Second Quarter	<p>On 06/07/2021, a Notice to Show Cause was issued as a result two or more late reporting in a 180-day period as well as Significant Noncompliance Status in the 4th Quarter of 2020. On 06/30/2021 a Show Cause Proceeding was held to discuss violations occurring during the enforcement period 10/01/2020 through 02/28/2021.</p>
Third Quarter	<p>A Pretreatment Settlement Agreement was reached on 09/07/2021 which included monetary penalties of \$2,047.50 and a compliance schedule. All of the monetary penalties have been collected during 2021 and the requirements of the compliance schedule are in the process of being met.</p>
Fourth Quarter	<p>On 11/24/2021, the City became aware of a daily Zinc exceedance. An NOV and TISM were issued on 12/06/2021. The IU met all requirements.</p>

To be published for this year in newspaper for Significant Non-Compliance? Yes X No

Penalties this reporting Year: Assessed \$2,047.50 Collected \$ 2,047.50

CITY OF PHOENIX
SIGNIFICANT INDUSTRIAL USER COMPLIANCE STATUS REPORT

NAME: Abrazo Scottsdale Campus			REPORT PERIOD: 01/01/2021 through 12/31/2021	
SERVICE ADDRESS: 3929 East Bell Road Phoenix Arizona 85032-2112			MAILING ADDRESS: Same	
CATEGORICAL USER? No	40 CFR Local Limits	LIMITS APPENDIX: A	BMR SUBMITTED: N/A	
TTO CERTIFICATION DATE SUBMITTED: N/A		PERMIT EFFECTIVE: 04/01/2021	PERMIT EXPIRES: 03/31/2026	
SAMPLING LOCATION VERIFIED ON: 11/16/2021		RCRA NOTICE: 12/28/2002		
SLUG CONTROL PLAN EVALUATION DATE: 11/16/2021		COMPLIANCE SAMPLING POINT No: 20565.02		
	1st Quarter (Jan 1 - Mar 31)	2nd Quarter (Apr 1 - Jun 30)	3rd Quarter (Jul 1 - Sep 30)	4th Quarter (Oct 1 - Dec 31)
Number of Inspections	0	0	0	1
Number of City Sampling Days	4	0	0	0
Number of IU Sampling Days	1	2	1	0
Number of Parameter Violations	0	0	0	0
Number of Inspection Violations	0	0	0	0
Number of Reporting Violations	0	0	0	0
Number of Permit Cond. Violations	0	0	0	0
Compliance Status	C	C	C	C
Evaluated as of:	04/14/2021	06/28/2021	10/28/2021	01/21/2022

COMPLIANCE CODES: C = Compliance I = Inconsistent Compliance S = Significant Noncompliance
If company is in I or S, then the following table applies:

Quarter	Type of Violation	Date of Violation	Sample Composite or Grab	Limit Federal or City	Monitoring City or IU	Parameter	Value / Limit	Number of Measurements per Quarter
			1st Quarter (Jan 1 – Mar 31)	2nd Quarter (Apr 1 - Jun 30)	3rd Quarter (Jul 1 – Sep 30)	4th Quarter (Oct 1 - Dec 31)		
Enforcement Status			N	N	N	N		

Enforcement Status Codes

- | | | |
|---|--------------------------------------|---|
| A - Notice of Violation (NOV) | F - Assessment of Monetary Penalties | K - Published in Newspaper for Significant |
| B - Administrative Order (AO) | G - Restriction of Flow | Non-Compliance (SNC) In Prior Reporting Year |
| C - Civil Action Filed | H - Permit Revocation | L - Temporary Increase in IU Self-Monitoring (TISM) |
| D - Criminal Action Filed | I - Compliance Schedule Issued | |
| E - Pretreatment Settlement Agreement (PSA) | J - Disconnection from Sewer | N- No Enforcement Action |

ENFORCEMENT SUMMARY AND COMMENTS

Company Name: Abrazo Scottsdale Campus

Process Flow: 18,375 (GPD) Average

General Information and type of wastewater treatment
--

Abrazo Scottsdale Campus is a full-service hospital featuring an Accredited Chest Pain Center, Da Vinci Robotic Surgery, Diagnostic Imaging, Emergency Services, Heart Care, Orthopedics, Outpatient Rehab, Pain Management, Rehabilitation Services, Stroke and Vascular Care, Surgical Services, Surgical Weight Loss, Urology, Wound Care and Women's Health.

Pretreatment consists of a 3,000-gallon three compartment grease interceptor for the kitchen and implementation of BMPs in key areas of the hospital.

First Quarter

Second Quarter

Third Quarter

Fourth Quarter

To be published for this year in newspaper for Significant Non-Compliance? Yes X No

Penalties this reporting Year: Assessed \$ 0.00 Collected \$ 0.00

**CITY OF PHOENIX
SIGNIFICANT INDUSTRIAL USER COMPLIANCE STATUS REPORT**

NAME: Allied Tube & Conduit Corporation			REPORT PERIOD: 01/01/2021 through 12/31/2021	
SERVICE ADDRESS: 2525 North 27th Avenue Phoenix Arizona 85009-1710		MAILING ADDRESS: Same		
CATEGORICAL USER? Yes	40 CFR 420.106	LIMITS APPENDIX: C	BMR SUBMITTED: 06/25/2003	
TTO CERTIFICATION DATE SUBMITTED: 01/25/2022	PERMIT EFFECTIVE: 03/01/2021	PERMIT EXPIRES: 02/28/2026		
SAMPLING LOCATION VERIFIED ON: 03/04/2021	RCRA NOTICE: 10/24/2003			
SLUG CONTROL PLAN EVALUATION DATE: 03/04/2021	COMPLIANCE SAMPLING POINT No: 5378.02			
	1st Quarter (Jan 1 - Mar 31)	2nd Quarter (Apr 1 - Jun 30)	3rd Quarter (Jul 1 - Sep 30)	4th Quarter (Oct 1 - Dec 31)
Number of Inspections	1	0	0	0
Number of City Sampling Days	0	0	1	1
Number of IU Sampling Days	3	1	2	6
Number of Parameter Violations	0	0	0	1
Number of Inspection Violations	0	0	0	0
Number of Reporting Violations	0	0	0	0
Number of Permit Cond. Violations	0	0	0	0
Compliance Status	C	C	C	I
Evaluated as of:	04/27/2021	09/10/2021	01/07/2022	02/02/2022

COMPLIANCE CODES: C = Compliance I = Inconsistent Compliance S = Significant Noncompliance
If company is in I or S, then the following table applies:

Quarter	Type of Violation	Date of Violation	Sample Composite or Grab	Limit Federal or City	Monitoring City or IU	Parameter	Value / Limit	Number of Measurements per Quarter
4 th	Effluent	10/05/2021	Composite	Federal	IU	Hexavalent Chromium	4.00/3.90 mg/L	6
			1st Quarter (Jan 1 - Mar 31)	2nd Quarter (Apr 1 - Jun 30)	3rd Quarter (Jul 1 - Sep 30)	4th Quarter (Oct 1 - Dec 31)		
Enforcement Status			N	N	N	A, L		

Enforcement Status Codes

- | | | |
|---|--------------------------------------|---|
| A - Notice of Violation (NOV) | F - Assessment of Monetary Penalties | K - Published in Newspaper for Significant Non-Compliance (SNC) In Prior Reporting Year |
| B - Administrative Order (AO) | G - Restriction of Flow | L - Temporary Increase in IU Self-Monitoring (TISM) |
| C - Civil Action Filed | H - Permit Revocation | |
| D - Criminal Action Filed | I - Compliance Schedule Issued | |
| E - Pretreatment Settlement Agreement (PSA) | J - Disconnection from Sewer | N- No Enforcement Action |

ENFORCEMENT SUMMARY AND COMMENTS

Company Name: Allied Tube & Conduit Corporation

Process Flow: 632 (GPD) Average

General Information and type of wastewater treatment	<p>Allied Tube & Conduit Corporation (Allied Tube) manufactures mechanical tubing, fire sprinkler pipe, electrical conduit, as well as struts, piping and tubing used in construction and other industries. The products may be galvanized or uncoated. The pretreatment system consists of a series of tanks (or stages) wherein chemicals are added to the wastewater to cause precipitation, flocculation, coagulation, clarification, and pH adjustment. After pH adjustment, the wastewater is routed through a filter press to capture solids, then to the final holding tank before discharge to the sanitary sewer system via the compliance sampling point. Allied Tube is permitted under the 40 CFR 420 Iron and Steel Category.</p> <p>The pretreatment protocol is to perform quality in-house assurance tests of the pretreatment system at two points upstream of the compliance sampling point. Allied Tube operates a batch-discharge-system which, in conjunction with the two-point quality assurance protocol performed on each batch, minimizes the probability of an exceedance.</p>
First Quarter	
Second Quarter	
Third Quarter	
Fourth Quarter	<p>On 10/15/2021 the City became aware of a daily maximum Hexavalent Chromium exceedance. A Notice of Violation, 30-Day Resample, and TISM were issued on 10/25/2021. The IU met all requirements.</p>

To be published for this year in newspaper for Significant Non-Compliance? Yes **X** No

Penalties this reporting Year: Assessed **\$ 0.00** Collected **\$ 0.00**

**CITY OF PHOENIX
SIGNIFICANT INDUSTRIAL USER COMPLIANCE STATUS REPORT**

NAME: AlSCO, Inc.		REPORT PERIOD: 01/01/2021 through 12/31/2021		
SERVICE ADDRESS: 4707 West Camelback Road Phoenix, Arizona 85031		MAILING ADDRESS: Same		
CATEGORICAL USER? No	40 CFR Local Limits	LIMITS APPENDIX: A	BMR SUBMITTED: 11/29/2010	
TTO CERTIFICATION DATE SUBMITTED: N/A		PERMIT EFFECTIVE: 06/01/2020	PERMIT EXPIRES: 05/31/2025	
SAMPLING LOCATION VERIFIED ON: 07/26/2021		RCRA NOTICE: 12/10/2010		
SLUG CONTROL PLAN EVALUATION DATE: 07/26/2021		COMPLIANCE SAMPLING POINT No: 27301.01		
	1st Quarter (Jan 1 - Mar 31)	2nd Quarter (Apr 1 - Jun 30)	3rd Quarter (Jul 1 - Sep 30)	4th Quarter (Oct 1 - Dec 31)
Number of Inspections	0	1	0	0
Number of City Sampling Days	4	0	5	0
Number of IU Sampling Days	1	1	1	1
Number of Parameter Violations	1	0	0	0
Number of Inspection Violations	0	0	0	0
Number of Reporting Violations	0	0	0	0
Number of Permit Cond. Violations	0	0	0	0
Compliance Status	I	C	C	C
Evaluated as of:	04/28/2021	09/13/2021	10/14/2021	01/24/2022

COMPLIANCE CODES: C = Compliance I = Inconsistent Compliance S = Significant Noncompliance
If company is in I or S, then the following table applies:

Quarter	Type of Violation	Date of Violation	Sample Composite or Grab	Limit Federal or City	Monitoring City or IU	Parameter	Value / Limit	Number of Measurements per Quarter
1 st	Parameter	01/12/2021	Grab	City	City	pH (Instant.)	10.9/10.5 S.U.	4
			1st Quarter (Jan 1 – Mar 31)	2nd Quarter (Apr 1 - Jun 30)	3rd Quarter (Jul 1 – Sep 30)	4th Quarter (Oct 1 - Dec 31)		
Enforcement Status			A (4)	N	E, F	N		

Enforcement Status Codes

- | | | |
|---|--------------------------------------|---|
| A - Notice of Violation (NOV) | F - Assessment of Monetary Penalties | K - Published in Newspaper for Significant Non-Compliance (SNC) In Prior Reporting Year |
| B - Administrative Order (AO) | G - Restriction of Flow | L - Temporary Increase in IU Self-Monitoring (TISM) |
| C - Civil Action Filed | H - Permit Revocation | |
| D - Criminal Action Filed | I - Compliance Schedule Issued | |
| E - Pretreatment Settlement Agreement (PSA) | J - Disconnection from Sewer | N- No Enforcement Action |

ENFORCEMENT SUMMARY AND COMMENTS

Company Name: AlSCO, Inc.
 Process Flow: 75,723 GPD (Average)

General Information and type of wastewater treatment	<p>This facility is an industrial laundry service provider without any dry cleaning operations. Wastewater treatment consists of stream segregation, screening, pH neutralization, physical separation, and sedimentation.</p>
First Quarter	<p>On 01/06/2021, an NOV was issued for submitting a late self-monitoring report which was due on 11/28/2020. The SMR was received on 12/28/2020, 30 days late. All requirements of the NOV were met.</p> <p>On 01/06/2021, an NOV was issued for submitting a late NOV response letter which was due on 12/11/2020. The letter was received on 12/31/2020, 20 days late. All requirements of the NOV were met.</p> <p>On 01/08/2021, an NOV was issued for submitting sampling results late; results were due on 12/16/2020. The results were received on 12/31/2020, 15 days late. All requirements of the NOV were met.</p> <p>On 01/12/2021, the City became aware of an instantaneous pH effluent limit exceedance during City sampling. A field NOV was issued on 01/12/2021; the 30-day Resample and TISM were issued on 01/15/2021. The IU met all requirements.</p>
Second Quarter	<p>On 05/06/2021 a Notice to Show Cause was issued as a result of several reporting violations occurring within a 180-day period. On 06/01/2021 a Show Cause Proceeding was held to discuss violations occurring during the enforcement period 11/1/2020 through 02/01/2021.</p>
Third Quarter	<p>A Pretreatment Settlement Agreement was reached on 08/06/2021 which included monetary penalties of \$2,550 and a compliance schedule. Full monetary penalties have been collected during 2021 and the requirements of the compliance schedule are in the process of being met.</p>
Fourth Quarter	

To be published for this year in newspaper for Significant Non-Compliance? Yes X No
 Penalties this reporting Year: Assessed \$ 2,550.00 Collected \$ 2,550.00

**CITY OF PHOENIX
SIGNIFICANT INDUSTRIAL USER COMPLIANCE STATUS REPORT**

NAME: AmeriPride Services, Inc.		REPORT PERIOD: 01/01/2021 through 12/31/2021		
SERVICE ADDRESS: 6025 West Van Buren Street Phoenix, Arizona 85043-3509		MAILING ADDRESS: Same		
CATEGORICAL USER? No	40 CFR Local Limits	LIMITS APPENDIX: A	BMR SUBMITTED: N/A	
TTO CERTIFICATION DATE SUBMITTED: N/A		PERMIT EFFECTIVE: 05/01/2018	PERMIT EXPIRES: 04/30/2023	
SAMPLING LOCATION VERIFIED ON: 02/12/2021		RCRA NOTICE: 06/30/1998		
SLUG CONTROL PLAN EVALUATION DATE: 02/12/2021		COMPLIANCE SAMPLING POINT No: 5397.01		
	1st Quarter (Jan 1 - Mar 31)	2nd Quarter (Apr 1 - Jun 30)	3rd Quarter (Jul 1 - Sep 30)	4th Quarter (Oct 1 - Dec 31)
Number of Inspections	1	0	0	0
Number of City Sampling Days	0	7	3	1
Number of IU Sampling Days	1	1	1	1
Number of Parameter Violations	0	0	1	0
Number of Inspection Violations	0	0	0	0
Number of Reporting Violations	0	0	0	0
Number of Permit Cond. Violations	0	0	0	0
Compliance Status	C	C	I	C
Evaluated as of:	04/20/2021	07/20/2021	10/20/2021	01/25/2022

COMPLIANCE CODES: C = Compliance I = Inconsistent Compliance S = Significant Noncompliance
If company is in I or S, then the following table applies:

Quarter	Type of Violation	Date of Violation	Sample Composite or Grab	Limit Federal or City	Monitoring City or IU	Parameter	Value / Limit	Number of Measurements per Quarter
3 rd	Parameter	09/27/2021	Grab	City	City	pH	11.00/10.50 S.U.	4
			1st Quarter (Jan 1 – Mar 31)	2nd Quarter (Apr 1 - Jun 30)	3rd Quarter (Jul 1 – Sep 30)	4th Quarter (Oct 1 - Dec 31)		
Enforcement Status			N	N	A	L		

Enforcement Status Codes

- | | | |
|---|--------------------------------------|---|
| A - Notice of Violation (NOV) | F - Assessment of Monetary Penalties | K - Published in Newspaper for Significant Non-Compliance (SNC) In Prior Reporting Year |
| B - Administrative Order (AO) | G - Restriction of Flow | L - Temporary Increase in IU Self-Monitoring (TISM) |
| C - Civil Action Filed | H - Permit Revocation | N- No Enforcement Action |
| D - Criminal Action Filed | I - Compliance Schedule Issued | |
| E - Pretreatment Settlement Agreement (PSA) | J - Disconnection from Sewer | |

ENFORCEMENT SUMMARY AND COMMENTS

Company Name: AmeriPride Services, Inc.
 Process Flow: 119,936 (GPD) Average

General Information and type of wastewater treatment	This facility is an industrial laundry. The facility launders uniforms, linens, shop towels and various textiles. Wastewater treatment consists of coagulant/polymer addition, mixing, flocculation, settling, filter press (solids separation/disposal), and pH neutralization.
First Quarter	
Second Quarter	
Third Quarter	On 09/27/2021 the City became aware of a pH exceedance during City sampling and issued a field NOV. The IU met all requirements.
Fourth Quarter	A TISM was issued on 10/01/2021 for a pH exceedance that occurred during City sampling on 09/27/2021. The IU met all requirements.

To be published for this year in newspaper for Significant Non-Compliance? Yes No

Penalties this reporting Year: Assessed \$ 0.00 Collected \$ 0.00

ENFORCEMENT SUMMARY AND COMMENTS

Company Name: Angelica

Process Flow: 176,325 GPD (Average)

General Information and type of wastewater treatment	<p>Angelica is an industrial laundry that supplies clean linens and garments to hospitals, restaurants and the hospitality industry.</p> <p>The pretreatment system has a series of three points, each with an associated monitoring probe and injection pump, where the pH of the wastestream is monitored. The three monitoring points have different set points. The monitoring points are designated M1, M2 and M3 with corresponding set points approximately 10.0-SU, 9.7-SU and 9.0-SU. They are arranged where M1 with set point 10.0-SU is furthest from the discharge point and M3 with set point 9-SU is closest to the discharge point.</p>
First Quarter	
Second Quarter	
Third Quarter	
Fourth Quarter	<p>Effective midnight 12/04/2021, Angelica's Class A Wastewater Discharge Permit № 1809-21470 was terminated. This action is based on the fact that 9W Halo OpCo L.P dba Angelica was purchased by Wash Encore Holdings, LLC, a Delaware limited liability company, dba Emerald Phoenix LLC (Emerald Textiles) in its entirety as of 12/04/2021.</p>

To be published for this year in newspaper for Significant Non-Compliance? Yes X No

Penalties this reporting Year: Assessed \$ 0.00 Collected \$ 0.00

**CITY OF PHOENIX
SIGNIFICANT INDUSTRIAL USER COMPLIANCE STATUS REPORT**

NAME: APS BioGroup, Inc.			REPORT PERIOD: 01/01/2021 through 12/31/2021	
SERVICE ADDRESS: 2235 South Central Avenue Phoenix, Arizona 85004-2909		MAILING ADDRESS: Same		
CATEGORICAL USER? Yes	40 CFR 439.47	LIMITS APPENDIX: A, L	BMR SUBMITTED: 12/05/2016	
TTO CERTIFICATION DATE SUBMITTED: N/A	PERMIT EFFECTIVE: 10/06/2017		PERMIT EXPIRES: 10/05/2022	
SAMPLING LOCATION VERIFIED ON: 09/10/2021		RCRA NOTICE: 10/18/2017		
SLUG CONTROL PLAN EVALUATION DATE: 09/10/2021		COMPLIANCE SAMPLING POINT No: 30755.01, 30755.02		
	1st Quarter (Jan 1 - Mar 31)	2nd Quarter (Apr 1 - Jun 30)	3rd Quarter (Jul 1 - Sep 30)	4th Quarter (Oct 1 - Dec 31)
Number of Inspections	0	0	1	0
Number of City Sampling Days	0	5	0	3
Number of IU Sampling Days	2	0	1	1
Number of Parameter Violations	0	0	0	0
Number of Inspection Violations	0	0	0	0
Number of Reporting Violations	0	0	0	1
Number of Permit Cond. Violations	0	1	0	0
Compliance Status	C	I	C	I
Evaluated as of:	05/12/2021	09/13/2021	01/13/2022	02/04/2022

COMPLIANCE CODES: C = Compliance I = Inconsistent Compliance S = Significant Noncompliance
If company is in I or S, then the following table applies:

Quarter	Type of Violation	Date of Violation	Sample Composite or Grab	Limit Federal or City	Monitoring City or IU	Parameter	Value / Limit	Number of Measurements per Quarter
2 nd	Permit Condition	04/03/2021	N/A	N/A	N/A	Failure to sample pH		
4 th	Reporting	12/29/2021	N/A	N/A	N/A	Late SMR		
			1st Quarter (Jan 1 – Mar 31)	2nd Quarter (Apr 1 - Jun 30)	3rd Quarter (Jul 1 – Sep 30)	4th Quarter (Oct 1 - Dec 31)		
Enforcement Status			A	A	N	N		

Enforcement Status Codes

- | | | |
|---|--------------------------------------|---|
| A - Notice of Violation (NOV) | F - Assessment of Monetary Penalties | K - Published in Newspaper for Significant Non-Compliance (SNC) In Prior Reporting Year |
| B - Administrative Order (AO) | G - Restriction of Flow | L - Temporary Increase in IU Self-Monitoring (TISM) |
| C - Civil Action Filed | H - Permit Revocation | N- No Enforcement Action |
| D - Criminal Action Filed | I - Compliance Schedule Issued | |
| E - Pretreatment Settlement Agreement (PSA) | J - Disconnection from Sewer | |

ENFORCEMENT SUMMARY AND COMMENTS

Company Name: APS BioGroup, Inc

Process Flow: 39,779 (GPD) Average

General Information and type of wastewater treatment	<p>APS BioGroup Inc. produces a wide range of bulk colostrum products as well as consumer ready packaged products in the form of capsules, tablets, individual sachets and packaged powders. Furthermore, APS BioGroup Inc. manufactures 200+ non-colostrum private label health supplements produced from over 500+ inventoried ingredients.</p> <p>Pretreatment consists of a solids interceptor and pH neutralization system; pharmaceutical wastewater is segregated in a separate holding tank and does not require pretreatment.</p>
First Quarter	<p>On 12/14/2020 the City became aware of discharge from the solids interceptor into a stormwater retention area. A demand inspection was conducted on 12/14/2020 and an NOV for Failure to Properly Maintain Pretreatment Equipment was issued on 01/07/2021. All requirements of the NOV were met.</p>
Second Quarter	<p>An NOV was issued on 06/30/2021 for failure to sample pH the week of 03/28/2021 with the last day to sample being 04/03/2021. All requirements of the NOV were met.</p>
Third Quarter	
Fourth Quarter	<p>On 01/14/2022 an NOV was issued for submitting a late SMR which was due on 12/28/2021. The SMR was received on 01/10/2022, 13 days late.</p>

To be published for this year in newspaper for Significant Non-Compliance? Yes X No

Penalties this reporting Year: Assessed \$ 0.00 Collected \$ 0.00

**CITY OF PHOENIX
SIGNIFICANT INDUSTRIAL USER COMPLIANCE STATUS REPORT**

NAME: APS West Phoenix Power Plant				REPORT PERIOD: 01/01/2021 through 12/31/2021			
SERVICE ADDRESS: 4606 West Hadley Street Phoenix, Arizona 85043-4900				MAILING ADDRESS: P.O. Box 53933 MS 4120 Phoenix, Arizona 85072-3933			
CATEGORICAL USER? Yes		40 CFR 423.16		LIMITS APPENDIX: B		BMR SUBMITTED: 01/03/2008	
TTO CERTIFICATION DATE SUBMITTED: N/A				PERMIT EFFECTIVE: 04/01/2019		PERMIT EXPIRES: 03/31/2024	
SAMPLING LOCATION VERIFIED ON: 12/21/2021				RCRA NOTICE: 04/07/2009			
SLUG CONTROL PLAN EVALUATION DATE: 12/21/2021				COMPLIANCE SAMPLING POINT No: 1240.03			
	1st Quarter (Jan 1 - Mar 31)		2nd Quarter (Apr 1 - Jun 30)		3rd Quarter (Jul 1 - Sep 30)		4th Quarter (Oct 1 - Dec 31)
Number of Inspections	0		0		0		1
Number of City Sampling Days	0		3		3		5
Number of IU Sampling Days	1		1		1		1
Number of Parameter Violations	0		0		0		0
Number of Inspection Violations	0		0		0		0
Number of Reporting Violations	0		0		0		0
Number of Permit Cond. Violations	0		0		0		0
Compliance Status	C		C		C		C
Evaluated as of:	04/07/2021		07/27/2021		10/26/2021		01/26/2022

COMPLIANCE CODES: C = Compliance I = Inconsistent Compliance S = Significant Noncompliance
If company is in I or S, then the following table applies:

Quarter	Type of Violation	Date of Violation	Sample Composite or Grab	Limit Federal or City	Monitoring City or IU	Parameter	Value / Limit	Number of Measurements per Quarter
	1st Quarter (Jan 1 – Mar 31)		2nd Quarter (Apr 1 - Jun 30)		3rd Quarter (Jul 1 – Sep 30)		4th Quarter (Oct 1 - Dec 31)	
Enforcement Status	N		N		N		N	

Enforcement Status Codes

- | | | |
|---|--------------------------------------|---|
| A - Notice of Violation (NOV) | F - Assessment of Monetary Penalties | K - Published in Newspaper for Significant Non-Compliance (SNC) In Prior Reporting Year |
| B - Administrative Order (AO) | G - Restriction of Flow | L - Temporary Increase in IU Self-Monitoring (TISM) |
| C - Civil Action Filed | H - Permit Revocation | N- No Enforcement Action |
| D - Criminal Action Filed | I - Compliance Schedule Issued | |
| E - Pretreatment Settlement Agreement (PSA) | J - Disconnection from Sewer | |

ENFORCEMENT SUMMARY AND COMMENTS

Company Name: APS West Phoenix Power Plant

Process Flow: 330,896 (GPD) Average

General Information and type of wastewater treatment	<p>APS-West Phoenix Power Plant operates a natural gas-fueled steam electric power plant which is considered a peaking facility based on system demand for electricity. Discharge to City of Phoenix Sanitary Sewer is limited to the blowdown from cooling towers 1-2-3 and 4. There is no pretreatment of cooling tower blowdown wastewater prior to discharge; however, there is water treatment including pH neutralization of the cooling tower basin water as it circulates.</p>
First Quarter	
Second Quarter	
Third Quarter	
Fourth Quarter	

To be published for this year in newspaper for Significant Non-Compliance? Yes X No

Penalties this reporting Year: Assessed \$ 0.00 Collected \$ 0.00

ENFORCEMENT SUMMARY AND COMMENTS

Company Name: Aramark Uniform and Career Apparel, LLC dba Aramark Uniform Services

Process Flow: 70,213 GPD (Average)

General Information and type of wastewater treatment	<p>Aramark Uniform and Career Apparel, Inc. (Aramark) is an industrial laundry providing reusable textiles to a variety of customers. The facility launders garments, linen, mats, wiping towels, and maps. Wastewater treatment consists of pH neutralization and diffused air flotation.</p>
First Quarter	<p>On 01/25/2021, the City became aware of two separate pH excursions as well as two separate reporting violations of the 24-Hour notification requirement for the pH excursions. Notification was due on 12/16/2020 and 12/25/2020, received on 1/25/2021, 31 and 40 days late. An NOV for pH effluent limits and an NOV for late reporting were issued on 02/02/2021. All requirements for both NOV's were met.</p>
Second Quarter	
Third Quarter	<p>On 07/08/2021, a Notice to Show Cause was issued as a result of two or more parameter violations occurring within a 90-day period and two or more reporting violations occurring within a 180-day period. On 07/27/2021 a Show Cause Proceeding was held to discuss violations occurring during the enforcement period 06/01/2020 through 02/28/2021.</p> <p>On 08/09/2021, A Notice of Concern (NOC) was issued for Permit Conditions – Failure to Sample violation. The 2021 second quarter BOD and TSS samples were not sampled for. The IU met all the requirements of the NOC.</p>
Fourth Quarter	<p>A Pretreatment Settlement Agreement was reached on 10/08/2021 which included monetary penalties of \$6,948.00 and a compliance schedule. All monetary penalties have been collected during 2021 and the requirements of the compliance schedule are in the process of being met.</p>

To be published for this year in newspaper for Significant Non-Compliance? Yes No

Penalties this reporting Year: Assessed \$ 6,948.00 Collected \$ 6,948.00

**CITY OF PHOENIX
SIGNIFICANT INDUSTRIAL USER COMPLIANCE STATUS REPORT**

NAME: Arizona Foods Group, Inc.		REPORT PERIOD: 01/01/2021 through 12/31/2021		
SERVICE ADDRESS: 2517 East Chambers Street Phoenix, Arizona 85040-3640		MAILING ADDRESS: Same		
CATEGORICAL USER? No	40 CFR Local Limits	LIMITS APPENDIX: A	BMR SUBMITTED: N/A	
TTO CERTIFICATION DATE SUBMITTED: N/A		PERMIT EFFECTIVE: 02/01/2021	PERMIT EXPIRES: 01/31/2026	
SAMPLING LOCATION VERIFIED ON: 04/01/2021		RCRA NOTICE 02/07/2014		
SLUG CONTROL PLAN EVALUATION DATE: 04/01/2021		COMPLIANCE SAMPLING POINT No: 5325.02		
	1st Quarter (Jan 1 - Mar 31)	2nd Quarter (Apr 1 - Jun 30)	3rd Quarter (Jul 1 - Sep 30)	4th Quarter (Oct 1 - Dec 31)
Number of Inspections	0	1	0	0
Number of City Sampling Days	0	4	3	0
Number of IU Sampling Days	3	1	1	1
Number of Parameter Violations	0	0	0	0
Number of Inspection Violations	0	0	0	0
Number of Reporting Violations	0	0	0	0
Number of Permit Cond. Violations	0	0	0	0
Compliance Status	C	C	C	C
Evaluated as of:	06/08/2021	08/24/2021	01/07/2022	02/02/2022

COMPLIANCE CODES: C = Compliance I = Inconsistent Compliance S = Significant Noncompliance
If company is in I or S, then the following table applies:

Quarter	Type of Violation	Date of Violation	Sample Composite or Grab	Limit Federal or City	Monitoring City or IU	Parameter	Value / Limit	Number of Measurements per Quarter
			1st Quarter (Jan 1 - Mar 31)	2nd Quarter (Apr 1 - Jun 30)	3rd Quarter (Jul 1 - Sep 30)			4th Quarter (Oct 1 - Dec 31)
Enforcement Status			N	N	N			N

Enforcement Status Codes

- | | | |
|---|--------------------------------------|---|
| A - Notice of Violation (NOV) | F - Assessment of Monetary Penalties | K - Published in Newspaper for Significant Non-Compliance (SNC) In Prior Reporting Year |
| B - Administrative Order (AO) | G - Restriction of Flow | L - Temporary Increase in IU Self-Monitoring (TISM) |
| C - Civil Action Filed | H - Permit Revocation | N- No Enforcement Action |
| D - Criminal Action Filed | I - Compliance Schedule Issued | |
| E - Pretreatment Settlement Agreement (PSA) | J - Disconnection from Sewer | |

ENFORCEMENT SUMMARY AND COMMENTS

Company Name: Arizona Foods Group, Inc.
 Process Flow: 22,544 (GPD) Average

General Information and type of wastewater treatment	This facility is a dairy and non-dairy manufacturer of half and half, smoothie mixes, frozen yogurt, non-dairy toppings and dessert mixes. Sodium Hydroxide or Sulfuric Acid is used to neutralize the process wastes that are pumped into the pH neutralization tank before the waste is discharged to the flume. There is a 3 stage 1800-gallon oil/grease interceptor installed upstream of the compliance sampling point 5325.02.
First Quarter	
Second Quarter	
Third Quarter	
Fourth Quarter	

To be published for this year in newspaper for Significant Non-Compliance? Yes X No

Penalties this reporting Year: Assessed \$ 0.00 Collected \$ 0.00

**CITY OF PHOENIX
SIGNIFICANT INDUSTRIAL USER COMPLIANCE STATUS REPORT**

NAME: Arizona Precision Sheet Metal, Inc. (dba APSM Systems)		REPORT PERIOD: 01/01/2021 through 12/31/2021		
SERVICE ADDRESS: 2140 West Pinnacle Peak Road Phoenix, Arizona 85027-1200		MAILING ADDRESS: Same		
CATEGORICAL USER? Yes	40 CFR 433.17	LIMITS APPENDIX: E	BMR SUBMITTED: 07/29/1994	
TTO CERTIFICATION DATE SUBMITTED: 09/02/2021	PERMIT EFFECTIVE: 06/01/2020	PERMIT EXPIRES: 05/31/2025		
SAMPLING LOCATION VERIFIED ON: 04/07/2021	RCRA NOTICE: 09/16/1994			
SLUG CONTROL PLAN EVALUATION DATE: 04/07/2021	COMPLIANCE SAMPLING POINT No: 5309.01			
	1st Quarter (Jan 1 - Mar 31)	2nd Quarter (Apr 1 - Jun 30)	3rd Quarter (Jul 1 - Sep 30)	4th Quarter (Oct 1 - Dec 31)
Number of Inspections	0	1	1	N/A
Number of City Sampling Days	0	2	0	N/A
Number of IU Sampling Days	0	0	5	N/A
Number of Parameter Violations	0	0	0	N/A
Number of Inspection Violations	0	0	0	N/A
Number of Reporting Violations	0	1	0	N/A
Number of Permit Cond. Violations	0	34	0	N/A
Compliance Status	C	I	C	N/A
Evaluated as of:	04/26/2021	07/06/2021	09/02/2021	N/A

COMPLIANCE CODES: C = Compliance I = Inconsistent Compliance S = Significant Noncompliance
If company is in I or S, then the following table applies:

Quarter	Type of Violation	Date of Violation	Sample Composite or Grab	Limit Federal or City	Monitoring City or IU	Parameter	Value / Limit	Number of Measurements per Quarter
1 st	Permit Condition	03/31/2021	N/A	N/A	N/A	Failure to Sample BOD, COD, TSS, Pb, Cu, Zn Late SMR Failure to Sample BOD, COD, TSS, Pb, Cu, Zn, As, Cd, Cr, CN, Hg, Ni, Se, Si Failure to Sample pH (x14)		
2 nd	Reporting Permit Condition	05/29/2021	N/A	N/A	N/A			
2 nd		06/30/2021	N/A	N/A	N/A			
2 nd	Permit Condition	06/30/2021	N/A	N/A	N/A			
			1st Quarter (Jan 1 – Mar 31)	2nd Quarter (Apr 1 - Jun 30)	3rd Quarter (Jul 1 – Sep 30)	4th Quarter (Oct 1 - Dec 31)		
Enforcement Status			N	N	A (3)	N/A		

Enforcement Status Codes

- | | | |
|---|--------------------------------------|---|
| A - Notice of Violation (NOV) | F - Assessment of Monetary Penalties | K - Published in Newspaper for Significant Non-Compliance (SNC) In Prior Reporting Year |
| B - Administrative Order (AO) | G - Restriction of Flow | L - Temporary Increase in IU Self-Monitoring (TISM) |
| C - Civil Action Filed | H - Permit Revocation | |
| D - Criminal Action Filed | I - Compliance Schedule Issued | |
| E - Pretreatment Settlement Agreement (PSA) | J - Disconnection from Sewer | N- No Enforcement Action |

ENFORCEMENT SUMMARY AND COMMENTS

Company Name: Arizona Precision Sheet Metal, Inc. (dba APSM Systems)

Process Flow: 588 (GPD) Average

General Information and type of wastewater treatment	<p>Arizona Precision Sheet Metal, Inc. (APSM) manufactures metal parts and complete metal cabinets integrated with electronic components. The forming and assembly process includes metal forming, degreasing, etching, chromating, welding, and sanding in preparation for painting and final assembly.</p> <p>Arizona Precision has two manufacturing processes that discharge wastewater to the City of Phoenix sewer system through the compliance sampling point; the GFC line and the Deburr/Tumbler station. The pretreatment system consists of a large 2,000 gallon holding tank, a pH neutralization tank, a V-notch weir box, and a sump. Water from the holding tank is routed to the pH neutralization tank before it is discharged through the compliance sampling point.</p>
First Quarter	
Second Quarter	<p>On 07/02/2021, an NOV was issued for submitting a late self-monitoring report which was due 05/28/2021. The SMR was received on 06/29/2021; 32 days late. All requirements of the NOV were met.</p> <p>On 07/19/2021, an NOV was issued for failure to sample pH during the time period of 03/28/2021 to 07/03/2021, a total of 14 times. All requirements of the NOV were met.</p> <p>On 07/19/2021, an NOV was issued for failure to sample BOD, COD, copper, lead, TSS, zinc during the first and second quarters of 2021 and failure to sample arsenic, cadmium, chromium, cyanide, mercury, nickel, selenium, and silver during the first six months of 2021. All requirements of the NOV were met.</p>
Third Quarter	<p>Effective midnight 09/30/2021, the IU's Permit was terminated.</p>
Fourth Quarter	

To be published for this year in newspaper for Significant Non-Compliance? Yes X No

Penalties this reporting Year: Assessed \$ 0.00 Collected \$ 0.00

**CITY OF PHOENIX
SIGNIFICANT INDUSTRIAL USER COMPLIANCE STATUS REPORT**

NAME: ASM America, Inc.		REPORT PERIOD: 01/01/2021 through 12/31/2021		
SERVICE ADDRESS: 3440 East University Drive Phoenix Arizona 85034-7200		MAILING ADDRESS: Same		
CATEGORICAL USER? Yes	40 CFR 469.18	LIMITS APPENDIX: F	BMR SUBMITTED: 03/30/2001	
TTO CERTIFICATION DATE SUBMITTED: 01/19/2022	PERMIT EFFECTIVE: 03/01/2021	PERMIT EXPIRES: 02/28/2026		
SAMPLING LOCATION VERIFIED ON: 06/24/2021	RCRA NOTICE: 07/06/2001			
SLUG CONTROL PLAN EVALUATION DATE: 06/24/2021	COMPLIANCE SAMPLING POINT No: 20489.01			
	1st Quarter (Jan 1 - Mar 31)	2nd Quarter (Apr 1 - Jun 30)	3rd Quarter (Jul 1 - Sep 30)	4th Quarter (Oct 1 - Dec 31)
Number of Inspections	0	1	0	0
Number of City Sampling Days	4	5	0	3
Number of IU Sampling Days	2	1	1	1
Number of Parameter Violations	0	0	0	3
Number of Inspection Violations	0	0	0	0
Number of Reporting Violations	0	0	0	0
Number of Permit Cond. Violations	0	0	0	0
Compliance Status	C	C	C	I
Evaluated as of:	04/15/2021	07/16/2021	10/27/2021	01/17/2022

COMPLIANCE CODES: C = Compliance I = Inconsistent Compliance S = Significant Noncompliance
If company is in I or S, then the following table applies:

Quarter	Type of Violation	Date of Violation	Sample Composite or Grab	Limit Federal or City	Monitoring City or IU	Parameter	Value / Limit	Number of Measurements per Quarter
4 th	Parameter	11/22/2021	Grab	City	IU	pH	11.6/10.5 S.U.	13
4 th	Parameter	11/23/2021	Grab	City	IU	pH	11.1/10.5 S.U.	13
4 th	Parameter	12/05/2021	Grab	City	IU	pH	11.4/10.5 S.U.	13
			1st Quarter (Jan 1 – Mar 31)	2nd Quarter (Apr 1 - Jun 30)	3rd Quarter (Jul 1 – Sep 30)	4th Quarter (Oct 1 - Dec 31)		
Enforcement Status			N	N	N	A, L		

Enforcement Status Codes

- | | | |
|---|--------------------------------------|---|
| A - Notice of Violation (NOV) | F - Assessment of Monetary Penalties | K - Published in Newspaper for Significant Non-Compliance (SNC) In Prior Reporting Year |
| B - Administrative Order (AO) | G - Restriction of Flow | L - Temporary Increase in IU Self-Monitoring (TISM) |
| C - Civil Action Filed | H - Permit Revocation | |
| D - Criminal Action Filed | I - Compliance Schedule Issued | |
| E - Pretreatment Settlement Agreement (PSA) | J - Disconnection from Sewer | N- No Enforcement Action |

ENFORCEMENT SUMMARY AND COMMENTS

Company Name: ASM America, Inc. University Drive Plant

Process Flow: 32,222 (GPD) Average (Jan to Jun)

General Information and type of wastewater treatment	<p>ASM America, Inc. University Drive Plant (ASM) designs and builds machines (tools) used to manufacture semiconductors. ASM receives specifications for a layer of a wafer from a semiconductor manufacturer. ASM in turn designs a recipe for the manufacture of a wafer layer with the desired specifications. The recipe may consist of chemical constituents, temperature, pressure, deposition method and deposition rate. The recipe is tested and altered until the recipe is perfected. ASM “manufactures” semiconductors or rather layers of semiconductors but not finished semiconductor devices for production or sale.</p> <p>ASM utilizes pH neutralization for the pretreatment process. Regulated process flows are routed to a pH adjust tank (approximately 1,300 gallons). Doses of sodium hydroxide are fed/dispensed to the pH adjust tank from a 375 gallon tank to neutralize the wastewater before discharge to the sewer. The pH Monitoring/Adjust System is configured such that it has a “set point” to trigger a dose of sodium hydroxide to raise the pH of wastewater when needed. The system also has “alert points” that will cause an audible alarm if the pH of wastewater in the tank varies outside of a specified range.</p>
First Quarter	
Second Quarter	
Third Quarter	
Fourth Quarter	<p>On 11/23/2021, 11/23/2021, and 12/06/2021, the City became aware of pH exceedances that occurred on 11/22/2021, 11/23/2021, and 12/05/2021. An NOV, 30-day resample, and TISM were issued on 12/22/2021. The IU met all requirements.</p> <p>Monetary penalties and a Pretreatment Settlement Agreement are pending the results of Show Cause Proceeding for the enforcement period 11/01/2021 through 01/30/2022 which will be scheduled for the 2nd Quarter of 2022.</p>

To be published for this year in newspaper for Significant Non-Compliance? Yes No

Penalties this reporting Year: Assessed \$ 0.00 Collected \$ 0.00

**CITY OF PHOENIX
SIGNIFICANT INDUSTRIAL USER COMPLIANCE STATUS REPORT**

NAME: Avanti Circuits, Inc.		REPORT PERIOD: 01/01/2021 through 12/31/2021		
SERVICE ADDRESS: 17650 North 25 th Avenue, Suite 5 Phoenix Arizona 85023-2115		MAILING ADDRESS: Same		
CATEGORICAL USER? Yes	40 CFR 433.17	LIMITS APPENDIX: E	BMR SUBMITTED: 10/27/1983	
TTO CERTIFICATION DATE SUBMITTED: 01/24/2022		PERMIT EFFECTIVE: 10/01/2019	PERMIT EXPIRES: 09/30/2024	
SAMPLING LOCATION VERIFIED ON: 07/09/2021		RCRA NOTICE: 12/28/1990		
SLUG CONTROL PLAN EVALUATION DATE: 07/09/2021		COMPLIANCE SAMPLING POINT No: 1310.02, 1310.03		
	1st Quarter (Jan 1 - Mar 31)	2nd Quarter (Apr 1 - Jun 30)	3rd Quarter (Jul 1 - Sep 30)	4th Quarter (Oct 1 - Dec 31)
Number of Inspections	0	0	1	0
Number of City Sampling Days	0	3	0	1
Number of IU Sampling Days	3	3	3	3
Number of Parameter Violations	0	0	0	0
Number of Inspection Violations	0	0	0	0
Number of Reporting Violations	0	0	0	0
Number of Permit Cond. Violations	0	0	0	0
Compliance Status	C	C	C	C
Evaluated as of:	04/22/2021	07/26/2021	10/25/2021	01/24/2022

COMPLIANCE CODES: C = Compliance I = Inconsistent Compliance S = Significant Noncompliance
If company is in I or S, then the following table applies:

Quarter	Type of Violation	Date of Violation	Sample Composite or Grab	Limit Federal or City	Monitoring City or IU	Parameter	Value / Limit	Number of Measurements per Quarter
			1st Quarter (Jan 1 – Mar 31)	2nd Quarter (Apr 1 - Jun 30)	3rd Quarter (Jul 1 – Sep 30)			4th Quarter (Oct 1 - Dec 31)
Enforcement Status			N	N	N			N

Enforcement Status Codes

- | | | |
|---|--------------------------------------|---|
| A - Notice of Violation (NOV) | F - Assessment of Monetary Penalties | K - Published in Newspaper for Significant Non-Compliance (SNC) In Prior Reporting Year |
| B - Administrative Order (AO) | G - Restriction of Flow | L - Temporary Increase in IU Self-Monitoring (TISM) |
| C - Civil Action Filed | H - Permit Revocation | N- No Enforcement Action |
| D - Criminal Action Filed | I - Compliance Schedule Issued | |
| E - Pretreatment Settlement Agreement (PSA) | J - Disconnection from Sewer | |

ENFORCEMENT SUMMARY AND COMMENTS

Company Name: Avanti Circuits, Inc.

Process Flow: 16,319 (GPD) Average

General Information and type of wastewater treatment
The facility manufactures printed circuits boards. Wastewater treatment consists of: stream segregation, ion exchange, metals precipitation, flocculation, and pH neutralization.
First Quarter
Second Quarter
Third Quarter
Fourth Quarter

To be published for this year in newspaper for Significant Non-Compliance? Yes X No

Penalties this reporting Year: Assessed \$ 0.00 Collected \$ 0.00

ENFORCEMENT SUMMARY AND COMMENTS

Company Name: Baker Commodities, Inc. (Elwood)

Process Flow: 87,924 (GPD) Average

General Information and type of wastewater treatment	<p>The facility renders animal fat from dead animals and separates grease from wastewater for reuse in animal feed. The wastewater treatment consists of stream segregation, emulsion breaking, pH neutralization, physical separation, and sedimentation.</p>
First Quarter	
Second Quarter	
Third Quarter	
Fourth Quarter	

To be published for this year in newspaper for Significant Non-Compliance? Yes No

Penalties this reporting Year: Assessed \$ 0.00 Collected \$ 0.00

ENFORCEMENT SUMMARY AND COMMENTS

Company Name: Banner Estrella Medical Center

Process Flow: 94,580 (GPD) Average

General Information and type of wastewater treatment	
This facility conducts normal hospital operations. Wastewater treatment consists of stream segregation and physical separation.	
First Quarter	
Second Quarter	
Third Quarter	
Fourth Quarter	

To be published for this year in newspaper for Significant Non-Compliance? Yes X No

Penalties this reporting Year: Assessed \$ 0.00 Collected \$ 0.00

CITY OF PHOENIX SIGNIFICANT INDUSTRIAL USER COMPLIANCE STATUS REPORT

NAME: Banner Health - Banner University Medical Center Phoenix Campus		REPORT PERIOD: 01/01/2021 through 12/31/2021		
SERVICE ADDRESS: 1111 East McDowell Road Phoenix, Arizona 85006-2612		MAILING ADDRESS: 1021 East Willetta Street Phoenix, Arizona 85006-2770		
CATEGORICAL USER? No	40 CFR Local Limits	LIMITS APPENDIX: A	BMR SUBMITTED: 12/28/1990	
TTO CERTIFICATION DATE SUBMITTED: N/A	PERMIT EFFECTIVE: 11/01/2019		PERMIT EXPIRES: 10/31/2024	
SAMPLING LOCATION VERIFIED ON: 12/16/2021		RCRA NOTICE: 12/28/1990		
SLUG CONTROL PLAN EVALUATION DATE: 12/16/2021		COMPLIANCE SAMPLING POINT No: 2710.04, 2710.05, 2710.06		
	1st Quarter (Jan 1 - Mar 31)	2nd Quarter (Apr 1 - Jun 30)	3rd Quarter (Jul 1 - Sep 30)	4th Quarter (Oct 1 - Dec 31)
Number of Inspections	0	0	0	1
Number of City Sampling Days	0	4	0	1
Number of IU Sampling Days	1	1	1	1
Number of Parameter Violations	0	0	0	0
Number of Inspection Violations	0	0	0	0
Number of Reporting Violations	0	0	0	0
Number of Permit Cond. Violations	0	0	0	0
Compliance Status	C	C	C	C
Evaluated as of:	04/19/2021	07/19/2021	10/21/2021	01/18/2022

COMPLIANCE CODES: C = Compliance I = Inconsistent Compliance S = Significant Noncompliance
If company is in I or S, then the following table applies:

Quarter	Type of Violation	Date of Violation	Sample Composite or Grab	Limit Federal or City	Monitoring City or IU	Parameter	Value / Limit	Number of Measurements per Quarter
			1st Quarter (Jan 1 – Mar 31)	2nd Quarter (Apr 1 - Jun 30)	3rd Quarter (Jul 1 – Sep 30)	4th Quarter (Oct 1 - Dec 31)		
Enforcement Status			N	N	N	N		

Enforcement Status Codes

- | | | |
|---|--------------------------------------|---|
| A - Notice of Violation (NOV) | F - Assessment of Monetary Penalties | K - Published in Newspaper for Significant Non-Compliance (SNC) In Prior Reporting Year |
| B - Administrative Order (AO) | G - Restriction of Flow | L - Temporary Increase in IU Self-Monitoring (TISM) |
| C - Civil Action Filed | H - Permit Revocation | |
| D - Criminal Action Filed | I - Compliance Schedule Issued | |
| E - Pretreatment Settlement Agreement (PSA) | J - Disconnection from Sewer | N- No Enforcement Action |

ENFORCEMENT SUMMARY AND COMMENTS

Company Name: Banner Health - Banner University Medical Center Phoenix Campus

Process Flow: 123,796 (GPD) Average

General Information and type of wastewater treatment

Banner Good Samaritan Medical Center (Banner) is a Level One trauma hospital that provides emergency services and advanced heart and cardiovascular care. Services include: the Cavanagh Heart Center, Stroke Center and the Transplant Services Team. Banner is known for its success in handling high-risk obstetrics.

The wastewater treatment consists of wastestream segregation and physical separation.

First Quarter

Second Quarter

Third Quarter

Fourth Quarter

To be published for this year in newspaper for Significant Non-Compliance? Yes X No

Penalties this reporting Year: Assessed \$ 0.00 Collected \$ 0.00

CITY OF PHOENIX SIGNIFICANT INDUSTRIAL USER COMPLIANCE STATUS REPORT

NAME: Barrel O' Fun Snack Foods Co. Southwest, LLC. (Shearer's Foods)		REPORT PERIOD: 01/01/2021 through 12/31/2021		
SERVICE ADDRESS: 7330 West Sherman Street Phoenix, Arizona 85043-4751		MAILING ADDRESS: Same		
CATEGORICAL USER? No	40 CFR Local Limits	LIMITS APPENDIX: A	BMR SUBMITTED: 01/16/2014	
TTO CERTIFICATION DATE SUBMITTED: N/A		PERMIT EFFECTIVE: 09/01/2020	PERMIT EXPIRES: 08/31/2025	
SAMPLING LOCATION VERIFIED ON: 09/28/2021		RCRA NOTICE: 06/13/2016		
SLUG CONTROL PLAN EVALUATION DATE: 09/28/2021		COMPLIANCE SAMPLING POINT №: 33399.01		
	1st Quarter (Jan 1 - Mar 31)	2nd Quarter (Apr 1 - Jun 30)	3rd Quarter (Jul 1 - Sep 30)	4th Quarter (Oct 1 - Dec 31)
Number of Inspections	0	0	1	0
Number of City Sampling Days	3	3	1	2
Number of IU Sampling Days	2	1	1	1
Number of Parameter Violations	0	0	0	0
Number of Inspection Violations	0	0	0	0
Number of Reporting Violations	0	0	0	0
Number of Permit Cond. Violations	0	0	0	0
Compliance Status	C	C	C	C
Evaluated as of:	04/22/2021	07/14/2021	10/25/2021	01/28/2022

COMPLIANCE CODES: C = Compliance I = Inconsistent Compliance S = Significant Noncompliance
If company is in I or S, then the following table applies:

Quarter	Type of Violation	Date of Violation	Sample Composite or Grab	Limit Federal or City	Monitoring City or IU	Parameter	Value / Limit	Number of Measurements per Quarter
			1st Quarter (Jan 1 - Mar 31)	2nd Quarter (Apr 1 - Jun 30)	3rd Quarter (Jul 1 - Sep 30)	4th Quarter (Oct 1 - Dec 31)		
Enforcement Status			N	N	N	N		

Enforcement Status Codes

- | | | |
|---|--------------------------------------|---|
| A - Notice of Violation (NOV) | F - Assessment of Monetary Penalties | K - Published in Newspaper for Significant Non-Compliance (SNC) In Prior Reporting Year |
| B - Administrative Order (AO) | G - Restriction of Flow | L - Temporary Increase in IU Self-Monitoring (TISM) |
| C - Civil Action Filed | H - Permit Revocation | |
| D - Criminal Action Filed | I - Compliance Schedule Issued | |
| E - Pretreatment Settlement Agreement (PSA) | J - Disconnection from Sewer | N - No Enforcement Action |

ENFORCEMENT SUMMARY AND COMMENTS

Company Name: Barrel O' Fun Snack Foods Co. Southwest, LLC. (Shearer's Foods)

Process Flow: 300,360 GPD (Average)

General Information and type of wastewater treatment	<p>Shearer's Foods – Barrel O' Fun Snack Foods Co. Southwest, LLC. manufactures potato chips, kettle chips, tortilla chips, popcorn, caramel corn, kettle corn, and cheese puffs.</p> <p>The wastewater treatment consists of equalization, pH adjustment, coagulation, floatation, physical separation, and solids dewatering. All process wastewater passes through a 25,000-gallon underground pit/lift station. Processing Area wastewater is piped to a grease interceptor prior to the lift station. Pit wastewater is pumped to holding tanks and then pH adjustment. After chemical dosing, effluent is treated in a CAF with polymer and then sent through a filter press. Resulting liquor is returned to the pit. A new diverter valve discharges effluent into the pretreatment area trench to the pit from the sampling point in the event of noncompliance.</p>
First Quarter	
Second Quarter	
Third Quarter	
Fourth Quarter	

To be published for this year in newspaper for Significant Non-Compliance? Yes X No

Penalties this reporting Year: Assessed \$ 0.00 Collected \$ 0.00

**CITY OF PHOENIX
SIGNIFICANT INDUSTRIAL USER COMPLIANCE STATUS REPORT**

NAME: Benchmark Electronics, Inc.			REPORT PERIOD: 01/01/2021 through 12/31/2021	
SERVICE ADDRESS: 3201 East Harbour Drive Phoenix Arizona 85034-7227		MAILING ADDRESS: Same		
CATEGORICAL USER? Yes	40 CFR 433.17	LIMITS APPENDIX: E	BMR SUBMITTED: 05/01/2018	
TTO CERTIFICATION DATE SUBMITTED: 01/04/2022		PERMIT EFFECTIVE: 03/08/2019	PERMIT EXPIRES: 02/29/2024	
SAMPLING LOCATION VERIFIED ON: 09/14/2021		RCRA NOTICE: 03/05/2019		
SLUG CONTROL PLAN EVALUATION DATE: 09/14/2021		COMPLIANCE SAMPLING POINT No: 45967.01		
	1st Quarter (Jan 1 - Mar 31)	2nd Quarter (Apr 1 - Jun 30)	3rd Quarter (Jul 1 - Sep 30)	4th Quarter (Oct 1 - Dec 31)
Number of Inspections	0	0	1	0
Number of City Sampling Days	1	2	0	0
Number of IU Sampling Days	4	3	4	3
Number of Parameter Violations	0	0	0	0
Number of Inspection Violations	0	0	0	0
Number of Reporting Violations	0	0	0	0
Number of Permit Cond. Violations	0	1	0	0
Compliance Status	C	I	C	C
Evaluated as of:	04/07/2021	07/19/2021	10/06/2021	01/10/2022

COMPLIANCE CODES: C = Compliance I = Inconsistent Compliance S = Significant Noncompliance
If company is in I or S, then the following table applies:

Quarter	Type of Violation	Date of Violation	Sample Composite or Grab	Limit Federal or City	Monitoring City or IU	Parameter	Value / Limit Mg/ L	Number of Measurements per Quarter
2 nd	Permit Condition	06/30/2021	N/A	N/A	N/A	Failure to Sample BOD Failure to Sample TSS		
2 nd	Permit Condition	06/30/2021	N/A	N/A	N/A			
			1st Quarter (Jan 1 - Mar 31)	2nd Quarter (Apr 1 - Jun 30)	3rd Quarter (Jul 1 - Sep 30)	4th Quarter (Oct 1 - Dec 31)		
Enforcement Status			N	N	A	N		

Enforcement Status Codes

- | | | |
|---|--------------------------------------|---|
| A - Notice of Violation (NOV) | F - Assessment of Monetary Penalties | K - Published in Newspaper for Significant Non-Compliance (SNC) In Prior Reporting Year |
| B - Administrative Order (AO) | G - Restriction of Flow | L - Temporary Increase in IU Self-Monitoring (TISM) |
| C - Civil Action Filed | H - Permit Revocation | N- No Enforcement Action |
| D - Criminal Action Filed | I - Compliance Schedule Issued | |
| E - Pretreatment Settlement Agreement (PSA) | J - Disconnection from Sewer | |

ENFORCEMENT SUMMARY AND COMMENTS

Company Name: Benchmark Electronics, Inc.
 Process Flow: 2,292 (GPD) Average

General Information and type of wastewater treatment	Benchmark conducts plating, assembly, and machining operations to support manufacture of multilayer printed circuit boards (PCBs) which are base components onto which semiconductors and integrated circuits are affixed. Pretreatment with the Total Treat CPS-50 system includes acid neutralization, ion exchange, flocculation and precipitation, sludge collection, filter press, and a separate gold recovery process for the gold process rinses.
First Quarter	
Second Quarter	
Third Quarter	On 08/27/2021, an NOV was issued for IU failure to sample for BOD and TSS during the second quarter of 2021. All requirements of the NOV were met.
Fourth Quarter	On 12/31/2021, Wastewater Discharge Permit No. 1903-45967 was terminated because all categorical industrial operations that once generated regulated process wastewater ceased on 12/21/2021.

To be published for this year in newspaper for Significant Non-Compliance? Yes X No
 Penalties this reporting Year: Assessed \$ 0.00 Collected \$ 0.00

ENFORCEMENT SUMMARY AND COMMENTS

Company Name: Bottling Group, LLC. – The Pepsi Beverages Company
Process Flow: 82,023 (GPD) Average

General Information and type of wastewater treatment	This facility manufactures carbonated and non-carbonated soft drinks. Wastewater consists of pH neutralization.
First Quarter	
Second Quarter	
Third Quarter	
Fourth Quarter	

To be published for this year in newspaper for Significant Non-Compliance? Yes X No
Penalties this reporting Year: Assessed \$ 0.00 Collected \$ 0.00

**CITY OF PHOENIX
SIGNIFICANT INDUSTRIAL USER COMPLIANCE STATUS REPORT**

NAME: Café Valley Bakery, Inc.			REPORT PERIOD: 01/01/2021 through 12/31/2021	
SERVICE 7000 W. Buckeye Rd. ADDRESS: Phoenix, Arizona 85043-4306			MAILING ADDRESS: Same	
CATEGORICAL USER? No	40 CFR	Local Limits	LIMITS APPENDIX: A	BMR SUBMITTED: 02/06/2013
TTO CERTIFICATION DATE SUBMITTED: N/A			PERMIT EFFECTIVE: 03/01/2018	PERMIT EXPIRES: 02/28/2023
SAMPLING LOCATION VERIFIED ON: 06/29/2021		RCRA NOTICE: 02/28/2013		
SLUG CONTROL PLAN EVALUATION DATE: 06/29/2021		COMPLIANCE SAMPLING POINT №: 27064.01		
	1st Quarter (Jan 1 - Mar 31)	2nd Quarter (Apr 1 - Jun 30)	3rd Quarter (Jul 1 - Sep 30)	4th Quarter (Oct 1 - Dec 31)
Number of Inspections	0	1	0	0
Number of City Sampling Days	3	1	1	0
Number of IU Sampling Days	1	1	2	1
Number of Parameter Violations	0	0	0	0
Number of Inspection Violations	0	0	0	0
Number of Reporting Violations	1	0	0	0
Number of Permit Cond. Violations	0	0	0	0
Compliance Status	I	C	C	C
Evaluated as of:	04/21/2021	07/16/2021	11/22/2021	01/28/2022

COMPLIANCE CODES: C = Compliance I = Inconsistent Compliance S = Significant Noncompliance
If company is in I or S, then the following table applies:

Quarter	Type of Violation	Date of Violation	Sample Composite or Grab	Limit Federal or City	Monitoring City or IU	Parameter	Value / Limit	Number of Measurements per Quarter
1 st	Reporting	03/01/2021	N/A	N/A	N/A	Late SMR		
			1st Quarter (Jan 1 – Mar 31)	2nd Quarter (Apr 1 - Jun 30)	3rd Quarter (Jul 1 – Sep 30)	4th Quarter (Oct 1 - Dec 31)		
Enforcement Status			A	N	N	N		

Enforcement Status Codes

- | | | |
|---|--------------------------------------|---|
| A - Notice of Violation (NOV) | F - Assessment of Monetary Penalties | K - Published in Newspaper for Significant Non-Compliance (SNC) In Prior Reporting Year |
| B - Administrative Order (AO) | G - Restriction of Flow | L - Temporary Increase in IU Self-Monitoring (TISM) |
| C - Civil Action Filed | H - Permit Revocation | |
| D - Criminal Action Filed | I - Compliance Schedule Issued | |
| E - Pretreatment Settlement Agreement (PSA) | J - Disconnection from Sewer | N- No Enforcement Action |

ENFORCEMENT SUMMARY AND COMMENTS

Company Name: Café Valley Bakery, Inc.

Process Flow: 44,848 (GPD) Average

General Information and type of wastewater treatment	<p>The facility receives raw bulk ingredients and mixes, bakes, packages and delivers bakery products to customers. The clean-in-place system used to clean some piping and mixing vats generates wastewater as a batch discharge whenever it is used.</p> <p>Café Valley uses a 3,200 gallon, 3 compartment underground oil and solids interceptor to remove solids from the effluent from this facility. This interceptor discharges to a 7,500-gallon flow equalization tank. The 7,500-gallon flow equalization tank discharges to a pH adjustment system. The pH adjustment system consists of the 7500-gallon flow equalization tank, a sodium hydroxide injection system, a sulfuric acid injection system, a mechanical mixing tank, and a continuous pH monitor.</p>
First Quarter	<p>On 03/12/2021, an NOV was issued for submitting a late self-monitoring report, which was due on 02/28/2021. The SMR was received on 03/08/2021; 8 days late. All requirements of the NOV were met.</p>
Second Quarter	
Third Quarter	
Fourth Quarter	

To be published for this year in newspaper for Significant Non-Compliance? Yes X No

Penalties this reporting Year: Assessed \$ 0.00 Collected \$ 0.00

ENFORCEMENT SUMMARY AND COMMENTS

Company Name: Carl T. Hayden Medical Center
 Process Flow: 125,629 GPD (Average)

General Information and type of wastewater treatment	<p>Carl T. Hayden VA Medical Center is a full service hospital that provides surgery, dental, x-ray, psychiatric, rehabilitation care and neurological services to military veterans and their families. The facility has over 400 beds. The wastewater treatment consists of stream segregation and physical separation. The facility also has an in-house laundry that provides laundry services for Phoenix and Prescott VA facilities and utilizes five 700-lb washers as well as two 95-lb washers.</p>
First Quarter	
Second Quarter	
Third Quarter	
Fourth Quarter	

To be published for this year in newspaper for Significant Non-Compliance? Yes X No
 Penalties this reporting Year: Assessed \$ 0.00 Collected \$ 0.00

**CITY OF PHOENIX
SIGNIFICANT INDUSTRIAL USER COMPLIANCE STATUS REPORT**

NAME: Cassavant Assembly & Processing, LLC.		REPORT PERIOD: 01/01/2021 through 12/31/2021		
SERVICE ADDRESS: 3725 East Atlanta Avenue Phoenix, Arizona 85040-2960		MAILING ADDRESS: Same		
CATEGORICAL USER? YES	40 CFR 433.17	LIMITS APPENDIX: E	BMR SUBMITTED: 10/26/2016	PERMIT EXPIRES: 09/30/2025
TTO CERTIFICATION DATE SUBMITTED: 01/26/2022	PERMIT EFFECTIVE: 10/01/2020			
SAMPLING LOCATION VERIFIED ON: 04/27/2021	RCRA NOTICE: 09/23/2016			
SLUG CONTROL PLAN EVALUATION DATE: 04/27/2021	COMPLIANCE SAMPLING POINT No: 33214.01			
	1st Quarter (Jan 1 - Mar 31)	2nd Quarter (Apr 1 - Jun 30)	3rd Quarter (Jul 1 - Sep 30)	4th Quarter (Oct 1 - Dec 31)
Number of Inspections	0	1	0	0
Number of City Sampling Days	0	4	3	0
Number of IU Sampling Days	2	1	2	1
Number of Parameter Violations	0	0	0	0
Number of Inspection Violations	0	0	0	0
Number of Reporting Violations	0	0	0	0
Number of Permit Cond. Violations	0	1	0	0
Compliance Status	C	I	C	C
Evaluated as of:	04/16/2021	07/23/2021	10/27/2021	01/26/2022

COMPLIANCE CODES: C = Compliance I = Inconsistent Compliance S = Significant Noncompliance
If company is in I or S, then the following table applies:

Quarter	Type of Violation	Date of Violation	Sample Composite or Grab	Limit Federal or City	Monitoring City or IU	Parameter	Value / Limit	Number of Measurements per Quarter
2 nd	Permit Condition	06/30/2021	N/A	N/A	N/A	Failure to Sample BOD Failure to Sample TSS Failure to Sample COD		
2 nd	Permit Condition	06/30/2021	N/A	N/A	N/A			
2 nd	Permit Condition	06/30/2021	N/A	N/A	N/A			
			1st Quarter (Jan 1 – Mar 31)	2nd Quarter (Apr 1 - Jun 30)	3rd Quarter (Jul 1 – Sep 30)	4th Quarter (Oct 1 - Dec 31)		
Enforcement Status			N	N	A	N		

Enforcement Status Codes

- | | | |
|---|--------------------------------------|---|
| A - Notice of Violation (NOV) | F - Assessment of Monetary Penalties | K - Published in Newspaper for Significant Non-Compliance (SNC) In Prior Reporting Year |
| B - Administrative Order (AO) | G - Restriction of Flow | L - Temporary Increase in IU Self-Monitoring (TISM) |
| C - Civil Action Filed | H - Permit Revocation | |
| D - Criminal Action Filed | I - Compliance Schedule Issued | |
| E - Pretreatment Settlement Agreement (PSA) | J - Disconnection from Sewer | N- No Enforcement Action |

ENFORCEMENT SUMMARY AND COMMENTS

Company Name: Cassavant Assembly & Processing, LLC.

Process Flow: 7,243 GPD (Average)

General Information and type of wastewater treatment	<p>The metal finishing facility conducts passivation, anodizing, non-destructive testing, painting and coating operations. Wastewater treatment consists of waste stream segregation, ion exchange, adsorption and chemical reduction as well as pH adjustment.</p>
First Quarter	
Second Quarter	
Third Quarter	<p>On 08/27/2021, an NOV was issued for IU failure to sample for BOD, COD and TSS during the second quarter of 2021. All requirements of the NOV were met</p>
Fourth Quarter	

To be published for this year in newspaper for Significant Non-Compliance? Yes No

Penalties this reporting Year: Assessed \$ 0.00 Collected \$ 0.00

**CITY OF PHOENIX
SIGNIFICANT INDUSTRIAL USER COMPLIANCE STATUS REPORT**

NAME: Celgene Corporation		REPORT PERIOD: 01/01/2021 through 12/31/2021		
SERVICE ADDRESS: 620 North 51st Avenue Phoenix Arizona 85043-2702		MAILING ADDRESS: Same		
CATEGORICAL USER? Yes	40 CFR 439.47	LIMITS APPENDIX: X	BMR SUBMITTED: 07/19/2007	
TTO CERTIFICATION DATE SUBMITTED: N/A	PERMIT EFFECTIVE: 07/01/2021		PERMIT EXPIRES: 06/30/2026	
SAMPLING LOCATION VERIFIED ON: 04/02/2021		RCRA NOTICE: 07/24/2007		
SLUG CONTROL PLAN EVALUATION DATE: 04/02/2021		COMPLIANCE SAMPLING POINT No: 27278.01, 27278.02 (Deactivated)		
	1st Quarter (Jan 1 - Mar 31)	2nd Quarter (Apr 1 - Jun 30)	3rd Quarter (Jul 1 - Sep 30)	4th Quarter (Oct 1 - Dec 31)
Number of Inspections	0	1	0	0
Number of City Sampling Days	0	3	4	0
Number of IU Sampling Days	1	1	1	1
Number of Parameter Violations	0	0	0	0
Number of Inspection Violations	0	0	0	0
Number of Reporting Violations	0	0	0	0
Number of Permit Cond. Violations	0	0	0	0
Compliance Status	C	C	C	C
Evaluated as of:	06/08/2021	09/10/2021	01/07/2022	02/02/2022

COMPLIANCE CODES: C = Compliance I = Inconsistent Compliance S = Significant Noncompliance
If company is in I or S, then the following table applies:

Quarter	Type of Violation	Date of Violation	Sample Composite or Grab	Limit Federal or City	Monitoring City or IU	Parameter	Value / Limit	Number of Measurements per Quarter
			1st Quarter (Jan 1 – Mar 31)	2nd Quarter (Apr 1 - Jun 30)	3rd Quarter (Jul 1 – Sep 30)	4th Quarter (Oct 1 - Dec 31)		
Enforcement Status			N	N	N	N		

Enforcement Status Codes

- | | | |
|---|--------------------------------------|---|
| A - Notice of Violation (NOV) | F - Assessment of Monetary Penalties | K - Published in Newspaper for Significant |
| B - Administrative Order (AO) | G - Restriction of Flow | Non-Compliance (SNC) In Prior Reporting Year |
| C - Civil Action Filed | H - Permit Revocation | L - Temporary Increase in IU Self-Monitoring (TISM) |
| D - Criminal Action Filed | I - Compliance Schedule Issued | |
| E - Pretreatment Settlement Agreement (PSA) | J - Disconnection from Sewer | N- No Enforcement Action |

ENFORCEMENT SUMMARY AND COMMENTS

Company Name: Celgene Corporation

Process Flow: 28,499 (GPD) Average

General Information and type of wastewater treatment	<p>Celgene Corporation operations involve the compounding, filling, labeling, packaging, warehousing and shipping of branded and generic sterile pharmaceutical injectables.</p> <p>Celgene Corporation has two compliance sampling points; one was deactivated due to water reuse system installation in the 1st Quarter of 2019. Pretreatment consists of waste stream segregation, physical separation and pH adjustment.</p>
First Quarter	
Second Quarter	
Third Quarter	<p>On 08/09/2021, A Notice of Concern (NOC) was issued for Late Reporting – Self-Monitoring Report (SMR) violation. The June 2021 SMR was submitted six days late. There were no requirements for the IU as a result of the NOC.</p>
Fourth Quarter	

To be published for this year in newspaper for Significant Non-Compliance? Yes No

Penalties this reporting Year: Assessed \$ 0.00 Collected \$ 0.00

**CITY OF PHOENIX
SIGNIFICANT INDUSTRIAL USER COMPLIANCE STATUS REPORT**

NAME: Certified Inspection Service Company Inc.			REPORT PERIOD: 01/01/2021 through 12/31/2021		
SERVICE ADDRESS: 21 South 41 st Street Phoenix, Arizona 85034-3005			MAILING ADDRESS: Same		
CATEGORICAL USER? Yes	40 CFR: 433.17	LIMITS APPENDIX: E	BMR SUBMITTED: 01/12/1998		
TTO CERTIFICATION DATE SUBMITTED: 01/17/2022	PERMIT EFFECTIVE: 05/01/2019	PERMIT EXPIRES: 04/30/2024			
SAMPLING LOCATION VERIFIED ON: 05/11/2021	RCRA NOTICE: 02/27/1990				
SLUG CONTROL PLAN EVALUATION DATE: 05/11/2021	COMPLIANCE SAMPLING POINT No: 1340.01				
	1st Quarter (Jan 1 - Mar 31)	2nd Quarter (Apr 1 - Jun 30)	3rd Quarter (Jul 1 - Sep 30)	4th Quarter (Oct 1 - Dec 31)	
Number of Inspections	0	1	0	0	
Number of City Sampling Days	0	2	0	0	
Number of IU Sampling Days	1	1	1	2	
Number of Parameter Violations	0	0	0	0	
Number of Inspection Violations	0	0	0	0	
Number of Reporting Violations	0	0	0	0	
Number of Permit Cond. Violations	0	0	0	0	
Compliance Status	C	C	C	C	
Evaluated as of:	04/14/2021	07/13/2021	10/14/2021	01/17/2022	

COMPLIANCE CODES: C = Compliance I = Inconsistent Compliance S = Significant Noncompliance
If company is in I or S, then the following table applies:

Quarter	Type of Violation	Date of Violation	Sample Composite or Grab	Limit Federal or City	Monitoring City or IU	Parameter	Value / Limit	Number of Measurements per Quarter
			1st Quarter (Jan 1 - Mar 31)	2nd Quarter (Apr 1 - Jun 30)	3rd Quarter (Jul 1 - Sep 30)	4th Quarter (Oct 1 - Dec 31)		
Enforcement Status			N	N	N	N		

Enforcement Status Codes

- | | | |
|---|--------------------------------------|---|
| A - Notice of Violation (NOV) | F - Assessment of Monetary Penalties | K - Published in Newspaper for Significant Non-Compliance (SNC) In Prior Reporting Year |
| B - Administrative Order (AO) | G - Restriction of Flow | L - Temporary Increase in IU Self-Monitoring (TISM) |
| C - Civil Action Filed | H - Permit Revocation | N- No Enforcement Action |
| D - Criminal Action Filed | I - Compliance Schedule Issued | |
| E - Pretreatment Settlement Agreement (PSA) | J - Disconnection from Sewer | |

ENFORCEMENT SUMMARY AND COMMENTS

Company Name: Certified Inspection Service Company Inc.

Process Flow: 1,575 (GPD) Average

General Information and type of wastewater treatment	<p>Certified Inspection Service Company, Inc. (Certified Inspection) performs inspections on newly manufactured aerospace parts. Non-destruct analyses are performed through fluorescent penetrant dye inspections, magnetic particle inspections, or x-ray inspections. The facility also performs ancillary chemical cleaning processes and passivation services.</p> <p>Pretreatment consists of a pH adjustment system. Wastewater from the acid and alkaline room rinse tanks and rinse water from the x-ray process go to the large outdoor holding tank that is located next to the compliance sampling point. Concentrated sulfuric acid or sodium hydroxide are on an automatic dosing system.</p>
First Quarter	
Second Quarter	
Third Quarter	
Fourth Quarter	

To be published for this year in newspaper for Significant Non-Compliance? Yes **X** No

Penalties this reporting Year: Assessed **\$ 0.00** Collected **\$ 0.00**

CITY OF PHOENIX SIGNIFICANT INDUSTRIAL USER COMPLIANCE STATUS REPORT

NAME: ChemResearch Company, Inc.		REPORT PERIOD: 01/01/2021 through 12/31/2021		
SERVICE ADDRESS: 1130 West Hilton Avenue Phoenix, Arizona 85007-4306		MAILING ADDRESS: 1101 West Hilton Avenue Phoenix, Arizona 85007-4305		
CATEGORICAL USER? Yes	40 CFR 433.17	LIMITS APPENDIX: E	BMR SUBMITTED: 02/09/1983	
TTO CERTIFICATION DATE SUBMITTED: 01/28/2022	PERMIT EFFECTIVE: 01/01/2019		PERMIT EXPIRES: 12/31/2023	
SAMPLING LOCATION VERIFIED ON: 02/25/2021		RCRA NOTICE: 02/27/1990		
SLUG CONTROL PLAN EVALUATION DATE: 02/25/2021		COMPLIANCE SAMPLING POINT №: 1350.02, (CN Point 1350.03)		
	1st Quarter (Jan 1 - Mar 31)	2nd Quarter (Apr 1 - Jun 30)	3rd Quarter (Jul 1 - Sep 30)	4th Quarter (Oct 1 - Dec 31)
Number of Inspections	1	0	0	0
Number of City Sampling Days	4	3	4	0
Number of IU Sampling Days	8	8	8	8
Number of Parameter Violations	0	0	0	0
Number of Inspection Violations	0	0	0	0
Number of Reporting Violations	0	0	0	0
Number of Permit Cond. Violations	0	0	0	0
Compliance Status	C	C	C	C
Evaluated as of:	06/08/2021	09/10/2021	01/07/2022	02/07/2022

COMPLIANCE CODES: C = Compliance I = Inconsistent Compliance S = Significant Noncompliance
If company is in I or S, then the following table applies:

Quarter	Type of Violation	Date of Violation	Sample Composite or Grab	Limit Federal or City	Monitoring City or IU	Parameter	Value / Limit	Number of Measurements per Quarter
			1st Quarter (Jan 1 – Mar 31)	2nd Quarter (Apr 1 - Jun 30)	3rd Quarter (Jul 1 – Sep 30)	4th Quarter (Oct 1 - Dec 31)		
Enforcement Status			K	N	N	N		

Enforcement Status Codes

- | | | |
|---|--------------------------------------|---|
| A - Notice of Violation (NOV) | F - Assessment of Monetary Penalties | K - Published in Newspaper for Significant Non-Compliance (SNC) In Prior Reporting Year |
| B - Administrative Order (AO) | G - Restriction of Flow | L - Temporary Increase in IU Self-Monitoring (TISM) |
| C - Civil Action Filed | H - Permit Revocation | N- No Enforcement Action |
| D - Criminal Action Filed | I - Compliance Schedule Issued | |
| E - Pretreatment Settlement Agreement (PSA) | J - Disconnection from Sewer | |

ENFORCEMENT SUMMARY AND COMMENTS

Company Name: ChemResearch Co., Inc.

Process Flow: 42,317 (GPD) Average

General Information and type of wastewater treatment	<p>ChemResearch Company, Inc., is a metal finisher that performs Type I chromic-acid anodizing, Type II and III sulfuric-acid anodizing, manganese and zinc phosphating, hard chrome, electroless nickel, nickel, silver, gold, copper, chem-film chromium conversion coating, passivation, zincate coating, aluminum coloring, grinding, painting, and non-destructive testing, caustic fume scrubber bleed-off, and laboratory operations.</p> <p>Cyanide-bearing wastewaters are treated through two-stage alkaline chlorination followed by a holding tank. Chromium-bearing wastewaters collect into equalization Tank 1 for pumped feed through two-stage chromium reduction. General wastewaters collect into equalization Tank 2 for pumped feed through two-stage metal precipitation, along with the pre-treated cyanide-bearing and chromium-bearing wastewaters, to a lift station. The treated wastewaters are pumped through chemical-aided Lamella clarification, final pH adjustment and discharge to the sewers. The cyanide destruction, chromium reduction, metals precipitation, and final pH adjustment steps are all outfitted with process monitoring meters for pH, ORP, or both. The precipitate solids removed by the Lamella clarifier are dewatered through sludge decanting and filter pressing. Nickel-bearing spents are batch treated for solids removal through the filter press. Chrome plating baths are treated by in-line ion exchange for reuse.</p>
First Quarter	
Second Quarter	
Third Quarter	
Fourth Quarter	

To be published for this year in newspaper for Significant Non-Compliance? Yes No

Penalties this reporting Year: Assessed \$ 0.00 Collected \$ 0.00

**CITY OF PHOENIX
SIGNIFICANT INDUSTRIAL USER COMPLIANCE STATUS REPORT**

NAME: Chromalloy Arizona			REPORT PERIOD: 01/01/2021 through 12/31/2021	
SERVICE ADDRESS: 5161 West Polk Street Phoenix Arizona 85043-2720		MAILING ADDRESS: Same		
CATEGORICAL USER? Yes	40 CFR 433.17	LIMITS APPENDIX: E	BMR SUBMITTED: 04/30/1990	
TTO CERTIFICATION DATE SUBMITTED: 01/21/2022	PERMIT EFFECTIVE: 01/01/2019	PERMIT EXPIRES: 12/31/2023		
SAMPLING LOCATION VERIFIED ON: 06/03/2021	RCRA NOTICE: 06/22/1990			
SLUG CONTROL PLAN EVALUATION DATE: 06/03/2021	COMPLIANCE SAMPLING POINT №: 2760.01			
	1st Quarter (Jan 1 - Mar 31)	2nd Quarter (Apr 1 - Jun 30)	3rd Quarter (Jul 1 - Sep 30)	4th Quarter (Oct 1 - Dec 31)
Number of Inspections	0	1	0	0
Number of City Sampling Days	0	3	0	2
Number of IU Sampling Days	1	1	2	1
Number of Parameter Violations	0	0	0	0
Number of Inspection Violations	0	0	0	0
Number of Reporting Violations	0	0	0	1
Number of Permit Cond. Violations	0	0	0	0
Compliance Status	C	C	C	I
Evaluated as of:	04/12/2021	07/07/2021	10/08/2021	01/21/2022

COMPLIANCE CODES: C = Compliance I = Inconsistent Compliance S = Significant Noncompliance
If company is in I or S, then the following table applies:

Quarter	Type of Violation	Date of Violation	Sample Composite or Grab	Limit Federal or City	Monitoring City or IU	Parameter	Value / Limit	Number of Measurements per Quarter
4 th	Reporting	11/29/2021	N/A	N/A	N/A	Late SMR		
			1st Quarter (Jan 1 – Mar 31)	2nd Quarter (Apr 1 - Jun 30)	3rd Quarter (Jul 1 – Sep 30)	4th Quarter (Oct 1 - Dec 31)		
Enforcement Status			N	N	N	A		

Enforcement Status Codes

- | | | |
|---|--------------------------------------|---|
| A - Notice of Violation (NOV) | F - Assessment of Monetary Penalties | K - Published in Newspaper for Significant Non-Compliance (SNC) In Prior Reporting Year |
| B - Administrative Order (AO) | G - Restriction of Flow | L - Temporary Increase in IU Self-Monitoring (TISM) |
| C - Civil Action Filed | H - Permit Revocation | |
| D - Criminal Action Filed | I - Compliance Schedule Issued | |
| E - Pretreatment Settlement Agreement (PSA) | J - Disconnection from Sewer | N- No Enforcement Action |

ENFORCEMENT SUMMARY AND COMMENTS

Company Name: Chromalloy Arizona

Process Flow: 4,928 (GPD) Average

General Information and type of wastewater treatment	<p>Processes consist of Platinum, Rhodium, and Nickel-plating operations associated with the thermal infusion coating process.</p> <p>Pretreatment processes include flocculation followed by pH adjustment to achieve precipitation of metals, followed by clarification and filtering before discharge. X-ray fixer is treated with an electrolytic silver recovery unit followed by a metal exchange filter to recover remaining silver.</p>
First Quarter	
Second Quarter	
Third Quarter	
Fourth Quarter	<p>On 12/08/2021, an Notice of Violation was issued for Late Reporting – Self-Monitoring Report as the October 2021 SMR was submitted one day late. All requirements of the NOV were met.</p>

To be published for this year in newspaper for Significant Non-Compliance? Yes **X** No

Penalties this reporting Year: Assessed **\$ 0.00** Collected **\$ 0.00**

**CITY OF PHOENIX
SIGNIFICANT INDUSTRIAL USER COMPLIANCE STATUS REPORT**

NAME: Cintas Corporation – Roosevelt Street		REPORT PERIOD: 01/01/2021 through 12/31/2021		
SERVICE ADDRESS: 4804 West Roosevelt Street Phoenix, Arizona 85043-2809		MAILING ADDRESS: Same		
CATEGORICAL USER? No	40 CFR Local Limits	LIMITS APPENDIX: A	BMR SUBMITTED: 06/16/2017	
TTO CERTIFICATION DATE SUBMITTED: N/A	PERMIT EFFECTIVE: 09/01/2017		PERMIT EXPIRES: 08/31/2022	
SAMPLING LOCATION VERIFIED ON: 08/19/2021	RCRA NOTICE: N/A			
SLUG CONTROL PLAN EVALUATION DATE: 08/19/2021	COMPLIANCE SAMPLING POINT No: 5375.01			
	1st Quarter (Jan 1 - Mar 31)	2nd Quarter (Apr 1 - Jun 30)	3rd Quarter (Jul 1 - Sep 30)	4th Quarter (Oct 1 - Dec 31)
Number of Inspections	0	0	1	0
Number of City Sampling Days	4	0	3	4
Number of IU Sampling Days	1	1	1	1
Number of Parameter Violations	0	0	1	0
Number of Inspection Violations	0	0	0	0
Number of Reporting Violations	0	0	0	0
Number of Permit Cond. Violations	0	0	0	0
Compliance Status	C	C	I	C
Evaluated as of:	04/12/2021	07/09/2021	10/14/2021	01/18/2022

COMPLIANCE CODES: C = Compliance I = Inconsistent Compliance S = Significant Noncompliance
If company is in I or S, then the following table applies:

Quarter	Type of Violation	Date of Violation	Sample Composite or Grab	Limit Federal or City	Monitoring City or IU	Parameter	Value / Limit	Number of Measurements per Quarter
3 rd	Effluent	07/29/2021	Grab	City	City	pH	10.7/10.5 SU	3
			1st Quarter (Jan 1 – Mar 31)	2nd Quarter (Apr 1 - Jun 30)	3rd Quarter (Jul 1 – Sep 30)	4th Quarter (Oct 1 - Dec 31)		
Enforcement Status			N	N	A, L	N		

Enforcement Status Codes

- | | | |
|---|--------------------------------------|---|
| A - Notice of Violation (NOV) | F - Assessment of Monetary Penalties | K - Published in Newspaper for Significant |
| B - Administrative Order (AO) | G - Restriction of Flow | Non-Compliance (SNC) In Prior Reporting Year |
| C - Civil Action Filed | H - Permit Revocation | L - Temporary Increase in IU Self-Monitoring (TISM) |
| D - Criminal Action Filed | I - Compliance Schedule Issued | |
| E - Pretreatment Settlement Agreement (PSA) | J - Disconnection from Sewer | N- No Enforcement Action |

ENFORCEMENT SUMMARY AND COMMENTS

Company Name: Cintas Corporation – Roosevelt Street

Process Flow: 49,889 GPD (Average)

General Information and type of wastewater treatment	<p>This facility is a commercial laundry that processes soiled linens, mats, mops, and towels from industrial, governmental, and commercial users. Wastewater treatment consists of equalization, diffused air floatation, coagulation and flocculation.</p>
First Quarter	
Second Quarter	
Third Quarter	<p>On 07/29/2021 City staff issued a Field NOV for a pH exceedance that occurred during City monitoring. A TISM was issued on 08/02/2021; a 30-day Resample was not required. The IU met all requirements.</p>
Fourth Quarter	

To be published for this year in newspaper for Significant Non-Compliance? Yes No

Penalties this reporting Year: Assessed \$ 0.00 Collected \$ 0.00

ENFORCEMENT SUMMARY AND COMMENTS

Company Name: Cintas Corporation

Process Flow: 49,888 (GPD) Average

General Information and type of wastewater treatment	<p>The facility is a commercial laundry.</p> <p>The wastewater treatment consists of a screen filter, three-compartment interceptor and pH adjustment.</p>
First Quarter	
Second Quarter	
Third Quarter	
Fourth Quarter	

To be published for this year in newspaper for Significant Non-Compliance? Yes No

Penalties this reporting Year: Assessed \$ 0.00 Collected \$ 0.00

ENFORCEMENT SUMMARY AND COMMENTS

Company Name: Cleanpart Southwest LLC
 Process Flow: 1,355 (GPD) Average

General Information and type of wastewater treatment	<p>CleanPart Southwest LLC cleans equipment used in the semiconductor manufacturing industry by removing deposited materials by abrasive blasting or chemically using acids or caustic solutions. The parts are then rinsed with D I water, dried with compressed air, and then blasted with CO2 ice particles. Finally, the parts are packaged for shipment in a clean room environment.</p> <p>The pretreatment system consists of a series of tanks (or stages) wherein chemicals are added to the wastewater to cause precipitation, flocculation, coagulation, clarification, and pH adjustment, then batch discharged via a spigot compliance sampling point.</p>
First Quarter	<p>On 03/11/2021 a Notice to Show Cause was issued as a result of three parameter violations occurring within a 90-day period and a status of Significant Noncompliance during the 3rd Quarter of 2020.</p>
Second Quarter	<p>On 04/09/2021 a Show Cause Proceeding was held to discuss violations occurring during the enforcement period 08/01/2020 through 12/31/2020. A Pretreatment Settlement Agreement was reached on 06/21/2021 which included monetary penalties of \$933. All penalties were collected in 2021.</p>
Third Quarter	
Fourth Quarter	

To be published for this year in newspaper for Significant Non-Compliance? Yes X No
 Penalties this reporting Year: Assessed \$ 933.00 Collected \$ 933.00

**CITY OF PHOENIX
SIGNIFICANT INDUSTRIAL USER COMPLIANCE STATUS REPORT**

NAME: Crothall Laundry Services Inc. – The Commercial Linen Exchange		REPORT PERIOD: 01/01/2021 through 12/31/2021		
SERVICE ADDRESS: 4445 South 36 th Street Phoenix, Arizona 85040-2901		MAILING ADDRESS: Same		
CATEGORICAL USER? No	40 CFR Local Limits	LIMITS APPENDIX: A	BMR SUBMITTED: 03/28/2014	
TTO CERTIFICATION DATE SUBMITTED: N/A	PERMIT EFFECTIVE: 04/01/2019		PERMIT EXPIRES: 03/31/2024	
SAMPLING LOCATION VERIFIED ON: 09/14/2021		RCRA NOTICE: 04/02/2014		
SLUG CONTROL PLAN EVALUATION DATE: 09/14/2021		COMPLIANCE SAMPLING POINT No: 32079.01		
	1st Quarter (Jan 1 - Mar 31)	2nd Quarter (Apr 1 - Jun 30)	3rd Quarter (Jul 1 - Sep 30)	4th Quarter (Oct 1 - Dec 31)
Number of Inspections	0	0	1	0
Number of City Sampling Days	3	3	2	5
Number of IU Sampling Days	1	1	1	1
Number of Parameter Violations	0	0	0	0
Number of Inspection Violations	0	0	0	0
Number of Reporting Violations	0	0	0	0
Number of Permit Cond. Violations	0	0	0	0
Compliance Status	C	C	C	C
Evaluated as of:	04/14/2021	07/26/2021	10/28/2021	01/28/2022

COMPLIANCE CODES: C = Compliance I = Inconsistent Compliance S = Significant Noncompliance
If company is in I or S, then the following table applies:

Quarter	Type of Violation	Date of Violation	Sample Composite or Grab	Limit Federal or City	Monitoring City or IU	Parameter	Value / Limit	Number of Measurements per Quarter
			1st Quarter (Jan 1 – Mar 31)	2nd Quarter (Apr 1 - Jun 30)	3rd Quarter (Jul 1 – Sep 30)			4th Quarter (Oct 1 - Dec 31)
Enforcement Status			N	N	N			N

Enforcement Status Codes

- | | | |
|---|--------------------------------------|---|
| A - Notice of Violation (NOV) | F - Assessment of Monetary Penalties | K - Published in Newspaper for Significant Non-Compliance (SNC) In Prior Reporting Year |
| B - Administrative Order (AO) | G - Restriction of Flow | L - Temporary Increase in IU Self-Monitoring (TISM) |
| C - Civil Action Filed | H - Permit Revocation | N - No Enforcement Action |
| D - Criminal Action Filed | I - Compliance Schedule Issued | |
| E - Pretreatment Settlement Agreement (PSA) | J - Disconnection from Sewer | |

ENFORCEMENT SUMMARY AND COMMENTS

Company Name: Crothall Laundry Services Inc.- The Commercial Linen Exchange

Process Flow: 142,752 (GPD) Average

General Information and type of wastewater treatment	
This facility is an industrial laundry which launders hospital linens, uniforms and floor mops; operations exclude dry cleaning processes. Wastewater treatment consists of pH neutralization.	
First Quarter	
Second Quarter	
Third Quarter	
Fourth Quarter	

To be published for this year in newspaper for Significant Non-Compliance? Yes X No

Penalties this reporting Year: Assessed \$ 0.00 Collected \$ 0.00

CITY OF PHOENIX SIGNIFICANT INDUSTRIAL USER COMPLIANCE STATUS REPORT

NAME: Dignity Health - St. Joseph's Hospital & Medical Center			REPORT PERIOD: 01/01/2021 through 12/31/2021	
SERVICE 350 West Thomas Road ADDRESS: Phoenix Arizona 85013-4409			MAILING ADDRESS: Same	
CATEGORICAL USER? No	40 CFR	Local Limits	LIMITS APPENDIX: A	BMR SUBMITTED: NA
TTO CERTIFICATION DATE SUBMITTED: N/A		PERMIT EFFECTIVE: 11/20/2017		PERMIT EXPIRES: 06/30/2022
SAMPLING LOCATION VERIFIED ON: 12/22/2021		RCRA NOTICE: 12/28/1990		
SLUG CONTROL PLAN EVALUATION DATE: 12/22/2021		COMPLIANCE SAMPLING POINT No: 2690.05, 2690.06, 2690.07, 2690.08, 2690.10		
	1st Quarter (Jan 1 - Mar 31)	2nd Quarter (Apr 1 - Jun 30)	3rd Quarter (Jul 1 - Sep 30)	4th Quarter (Oct 1 - Dec 31)
Number of Inspections	0	0	0	1
Number of City Sampling Days	0	4	0	4
Number of IU Sampling Days	2	1	1	1
Number of Parameter Violations	0	0	0	0
Number of Inspection Violations	0	0	0	0
Number of Reporting Violations	0	0	0	0
Number of Permit Cond. Violations	0	0	0	0
Compliance Status	C	C	C	C
Evaluated as of:	04/19/2021	09/13/2021	10/22/2021	01/31/2022

COMPLIANCE CODES: C = Compliance I = Inconsistent Compliance S = Significant Noncompliance
If company is in I or S, then the following table applies:

Quarter	Type of Violation	Date of Violation	Sample Composite or Grab	Limit Federal or City	Monitoring City or IU	Parameter	Value / Limit	Number of Measurements per Quarter
			1st Quarter (Jan 1 - Mar 31)	2nd Quarter (Apr 1 - Jun 30)	3rd Quarter (Jul 1 - Sep 30)	4th Quarter (Oct 1 - Dec 31)		
Enforcement Status			N	N	N	N		

Enforcement Status Codes

- | | | |
|---|--------------------------------------|---|
| A - Notice of Violation (NOV) | F - Assessment of Monetary Penalties | K - Published in Newspaper for Significant Non-Compliance (SNC) In Prior Reporting Year |
| B - Administrative Order (AO) | G - Restriction of Flow | L - Temporary Increase in IU Self-Monitoring (TISM) |
| C - Civil Action Filed | H - Permit Revocation | |
| D - Criminal Action Filed | I - Compliance Schedule Issued | |
| E - Pretreatment Settlement Agreement (PSA) | J - Disconnection from Sewer | N- No Enforcement Action |

ENFORCEMENT SUMMARY AND COMMENTS

Company Name: Dignity Health - St. Joseph's Hospital & Medical Center

Process Flow: 250,543 (GPD) Average

General Information and type of wastewater treatment	<p>This facility is a large full service hospital and neurological research center.</p> <p>Wastewater treatment consists of gravity separation of grease wastes and BMPs to limit or eliminate the discharge of solvents, metals, and grease pollutants from various locations throughout the hospital.</p>
First Quarter	
Second Quarter	
Third Quarter	
Fourth Quarter	

To be published for this year in newspaper for Significant Non-Compliance? Yes X No

Penalties this reporting Year: Assessed \$ 0.00 Collected \$ 0.00

ENFORCEMENT SUMMARY AND COMMENTS

Company Name: District Photo, Inc.

Process Flow: 8,348 (GPD) Average

General Information and type of wastewater treatment	<p>This facility produces photographic prints from digital images: 5333sq/ft. of paper per hour and digital printing – 5 million sheets per year. Pretreatment consists of electrolytic silver recovery, ion exchange, equalization, and batch pH neutralization.</p>
First Quarter	
Second Quarter	
Third Quarter	
Fourth Quarter	

To be published for this year in newspaper for Significant Non-Compliance? Yes **X** No

Penalties this reporting Year: Assessed **\$ 0.00** Collected **\$ 0.00**

ENFORCEMENT SUMMARY AND COMMENTS

Company Name: DS Services of America, Inc.

Process Flow: 122,755 (GPD) Average

General Information and type of wastewater treatment	
DS Services produces and packages purified drinking water that is marketed under multiple brands. Water from an on-site well is purified by reverse osmosis, carbon filtration, microfiltration, distillation and ozone contact. Pretreatment consists of equalization and pH neutralization.	
First Quarter	
Second Quarter	
Third Quarter	
Fourth Quarter	

To be published for this year in newspaper for Significant Non-Compliance? Yes No

Penalties this reporting Year: Assessed \$ 0.00 Collected \$ 0.00

**CITY OF PHOENIX
SIGNIFICANT INDUSTRIAL USER COMPLIANCE STATUS REPORT**

NAME: Dunn-Edwards Corporation		REPORT PERIOD: 01/01/2021 through 12/31/2021		
SERVICE ADDRESS: 520 South 67 th Avenue Phoenix, Arizona 85043-4432		MAILING ADDRESS: Same		
CATEGORICAL USER? No	40 CFR Local Limits	LIMITS APPENDIX: A	BMR SUBMITTED: 05/16/2016	
TTO CERTIFICATION DATE SUBMITTED: N/A		PERMIT EFFECTIVE: 06/01/2020	PERMIT EXPIRES: 05/31/2025	
SAMPLING LOCATION VERIFIED ON: 06/04/2021		RCRA NOTICE: 04/26/2016		
SLUG CONTROL PLAN EVALUATION DATE: 06/04/2021		COMPLIANCE SAMPLING POINT No: 33198.01		
	1st Quarter (Jan 1 - Mar 31)	2nd Quarter (Apr 1 - Jun 30)	3rd Quarter (Jul 1 - Sep 30)	4th Quarter (Oct 1 - Dec 31)
Number of Inspections	0	1	0	0
Number of City Sampling Days	1	5	1	4
Number of IU Sampling Days	1	2	1	1
Number of Parameter Violations	0	0	0	0
Number of Inspection Violations	0	0	0	0
Number of Reporting Violations	0	0	0	0
Number of Permit Cond. Violations	1	0	0	0
Compliance Status	I	C	C	C
Evaluated as of:	04/28/2021	07/28/2021	10/28/2021	01/28/2022

COMPLIANCE CODES: C = Compliance I = Inconsistent Compliance S = Significant Noncompliance
If company is in I or S, then the following table applies:

Quarter	Type of Violation	Date of Violation	Sample Composite or Grab	Limit Federal or City	Monitoring City or IU	Parameter	Value / Limit	Number of Measurements per Quarter
1 st	Permit Condition	03/31/2021	N/A	N/A	N/A	Failure to Sample BOD/TSS		
			1st Quarter (Jan 1 – Mar 31)	2nd Quarter (Apr 1 - Jun 30)	3rd Quarter (Jul 1 – Sep 30)	4th Quarter (Oct 1 - Dec 31)		
Enforcement Status			N	A	N	N		

Enforcement Status Codes

- | | | |
|---|--------------------------------------|---|
| A - Notice of Violation (NOV) | F - Assessment of Monetary Penalties | K - Published in Newspaper for Significant Non-Compliance (SNC) In Prior Reporting Year |
| B - Administrative Order (AO) | G - Restriction of Flow | L - Temporary Increase in IU Self-Monitoring (TISM) |
| C - Civil Action Filed | H - Permit Revocation | N- No Enforcement Action |
| D - Criminal Action Filed | I - Compliance Schedule Issued | |
| E - Pretreatment Settlement Agreement (PSA) | J - Disconnection from Sewer | |

ENFORCEMENT SUMMARY AND COMMENTS

Company Name: Dunn-Edwards Corporation

Process Flow: 11,154 GPD (Average)

General Information and type of wastewater treatment	<p>Dunn-Edwards Corporation (Dunn-Edwards) is a paint manufacturing and distribution facility. Dunn-Edwards manufactures high quality water based latex architectural coatings. The operation consists of a batch and filling process. The manufacturing processes which generate wastewater or have the potential to generate wastewater are from the paint making letdown tank cleaning and from the paint filling manifold/pop tank cleaning. The facility currently produces about 70,000 gallons of paint per day.</p>
First Quarter	<p>On 04/21/2021, an NOV was issued for failure to sample for BOD and TSS during the 1st quarter of 2021. All requirements of the NOV were completed.</p>
Second Quarter	
Third Quarter	
Fourth Quarter	

To be published for this year in newspaper for Significant Non-Compliance? Yes No

Penalties this reporting Year: Assessed \$ 0.00 Collected \$ 0.00

**CITY OF PHOENIX
SIGNIFICANT INDUSTRIAL USER COMPLIANCE STATUS REPORT**

NAME: Emerald Phoenix, LLC				REPORT PERIOD: 01/01/2021 through 12/31/2021			
SERVICE 4410 West Mohave Street ADDRESS: Phoenix, Arizona 85043-8304				MAILING ADDRESS: Same			
CATEGORICAL USER? No		40 CFR Local Limits		LIMITS APPENDIX: A		BMR SUBMITTED: 07/22/2021	
TTO CERTIFICATION DATE SUBMITTED: N/A				PERMIT EFFECTIVE: 12/06/2021		PERMIT EXPIRES: 11/30/2026	
SAMPLING LOCATION VERIFIED ON: 06/29/2021				RCRA NOTICE: 12/08/2021			
SLUG CONTROL PLAN EVALUATION DATE: 12/30/2021				COMPLIANCE SAMPLING POINT №: 49398.01			
	1st Quarter (Jan 1 - Mar 31)		2nd Quarter (Apr 1 - Jun 30)		3rd Quarter (Jul 1 - Sep 30)		4th Quarter (Oct 1 - Dec 31)
Number of Inspections	N/A		N/A		N/A		0
Number of City Sampling Days	N/A		N/A		N/A		3
Number of IU Sampling Days	N/A		N/A		N/A		0
Number of Parameter Violations	N/A		N/A		N/A		0
Number of Inspection Violations	N/A		N/A		N/A		0
Number of Reporting Violations	N/A		N/A		N/A		0
Number of Permit Cond. Violations	N/A		N/A		N/A		0
Compliance Status	N/A		N/A		N/A		C
Evaluated as of:	N/A		N/A		N/A		01/28/2022

COMPLIANCE CODES: C = Compliance I = Inconsistent Compliance S = Significant Noncompliance
If company is in I or S, then the following table applies:

Quarter	Type of Violation	Date of Violation	Sample Composite or Grab	Limit Federal or City	Monitoring City or IU	Parameter	Value / Limit	Number of Measurements per Quarter
	1st Quarter (Jan 1 – Mar 31)		2nd Quarter (Apr 1 - Jun 30)		3rd Quarter (Jul 1 – Sep 30)		4th Quarter (Oct 1 - Dec 31)	
Enforcement Status	N/A		N/A		N/A		N	

Enforcement Status Codes

- | | | |
|---|--------------------------------------|---|
| A - Notice of Violation (NOV) | F - Assessment of Monetary Penalties | K - Published in Newspaper for Significant Non-Compliance (SNC) In Prior Reporting Year |
| B - Administrative Order (AO) | G - Restriction of Flow | L - Temporary Increase in IU Self-Monitoring (TISM) |
| C - Civil Action Filed | H - Permit Revocation | N- No Enforcement Action |
| D - Criminal Action Filed | I - Compliance Schedule Issued | |
| E - Pretreatment Settlement Agreement (PSA) | J - Disconnection from Sewer | |

ENFORCEMENT SUMMARY AND COMMENTS

Company Name: Emerald Phoenix, LLC

Process Flow: 171,315 GPD (Average)

General Information and type of wastewater treatment	<p>Emerald Phoenix LLC (Emerald Textiles) is an industrial laundry that supplies clean linens and garments to hospitals, restaurants and the hospitality industry.</p> <p>The pretreatment system has a series of three points, each with an associated monitoring probe and injection pump, where the pH of the wastestream is monitored. The three monitoring points have different set points. The monitoring points are designated M1, M2 and M3 with corresponding set points approximately 10.0-SU, 9.7-SU and 9.0-SU. They are arranged where M1 with set point 10.0-SU is furthest from the discharge point and M3 with set point 9-SU is closest to the discharge point.</p>
First Quarter	
Second Quarter	
Third Quarter	
Fourth Quarter	<p>9W Halo OpCo L.P dba Angelica was purchased by Wash Encore Holdings, LLC, a Delaware limited liability company, dba Emerald Phoenix LLC (Emerald Textiles) in its entirety as of 12/04/2021. New Wastewater Discharge Permit 2112-49398 went into effect 12/06/2021.</p>

To be published for this year in newspaper for Significant Non-Compliance? Yes X No

Penalties this reporting Year: Assessed \$ 0.00 Collected \$ 0.00

ENFORCEMENT SUMMARY AND COMMENTS

Company Name: Entrepix, Inc.

Process Flow: 5,641 (GPD) Average

General Information and type of wastewater treatment	
This facility performs chemical mechanical polishing, Semiconductor Equipment Zubeloer (SEZ) wet planning operations and related wafer polishing operations. Pretreatment consists of pH neutralization and micro filtration. IU opts to sample TTOs quarterly.	
First Quarter	
Second Quarter	
Third Quarter	
Fourth Quarter	

To be published for this year in newspaper for Significant Non-Compliance? Yes X No

Penalties this reporting Year: Assessed \$ 0.00 Collected \$ 0.00

**CITY OF PHOENIX
SIGNIFICANT INDUSTRIAL USER COMPLIANCE STATUS REPORT**

NAME: FlipChip International, LLC			REPORT PERIOD: 01/01/2021 through 12/31/2021	
SERVICE ADDRESS: 3701 East University Drive Phoenix, Arizona 85034-8225		MAILING ADDRESS: Same		
CATEGORICAL USER? Yes	40 CFR 469.18	LIMITS APPENDIX: F	BMR SUBMITTED: 10/09/1996	
TTO CERTIFICATION DATE SUBMITTED: 01/28/2022	PERMIT EFFECTIVE: 05/01/2018	PERMIT EXPIRES: 04/30/2023		
SAMPLING LOCATION VERIFIED ON: 10/08/2021	RCRA NOTICE: 10/11/2001			
SLUG CONTROL PLAN EVALUATION DATE: 09/01/2021	COMPLIANCE SAMPLING POINT No: 21551.01			
	1st Quarter (Jan 1 - Mar 31)	2nd Quarter (Apr 1 - Jun 30)	3rd Quarter (Jul 1 - Sep 30)	4th Quarter (Oct 1 - Dec 31)
Number of Inspections	0	0	0	2
Number of City Sampling Days	4	4	4	4
Number of IU Sampling Days	3	3	3	3
Number of Parameter Violations	0	1	0	1
Number of Inspection Violations	0	0	0	0
Number of Reporting Violations	0	0	0	0
Number of Permit Cond. Violations	0	0	0	0
Compliance Status	C	I	C	I
Evaluated as of:	04/09/2021	07/28/2021	10/04/2021	01/28/2022

COMPLIANCE CODES: C = Compliance I = Inconsistent Compliance S = Significant Noncompliance
If company is in I or S, then the following table applies:

Quarter	Type of Violation	Date of Violation	Sample Composite or Grab	Limit Federal or City	Monitoring City or IU	Parameter	Value / Limit	Number of Measurements per Quarter
2 nd	Effluent	06/25/2021	Grab	City	IU	pH	4.7/5.0 S.U.	Continuous
4 th	Effluent	10/06/2021	Grab	City	IU	pH	3.6/5.0 S.U.	Continuous
			1st Quarter (Jan 1 - Mar 31)	2nd Quarter (Apr 1 - Jun 30)	3rd Quarter (Jul 1 - Sep 30)	4th Quarter (Oct 1 - Dec 31)		
Enforcement Status			N	A	N	A		

Enforcement Status Codes

- | | | |
|---|--------------------------------------|---|
| A - Notice of Violation (NOV) | F - Assessment of Monetary Penalties | K - Published in Newspaper for Significant Non-Compliance (SNC) In Prior Reporting Year |
| B - Administrative Order (AO) | G - Restriction of Flow | L - Temporary Increase in IU Self-Monitoring (TISM) |
| C - Civil Action Filed | H - Permit Revocation | N - No Enforcement Action |
| D - Criminal Action Filed | I - Compliance Schedule Issued | |
| E - Pretreatment Settlement Agreement (PSA) | J - Disconnection from Sewer | |

ENFORCEMENT SUMMARY AND COMMENTS

Company Name: FlipChip International, LLC

Process Flow: 52,422 GPD (Average)

General Information and type of wastewater treatment	<p>This facility processes silicon wafers by utilizing photoresist, etching, sputtering, and cleaning operations. Pretreatment consists of ion exchange and pH neutralization.</p>
First Quarter	
Second Quarter	<p>On 05/28/2021 the City was made aware of a continuous high pH exceedance that occurred on 05/27/2021. A pH waiver was issued on 06/09/2021 for exceedances ranging from 11.2 to 11.5 S.U.</p>
Third Quarter	<p>On 06/25/2021 the City was made aware of a continuous low pH exceedance that occurred on 06/25/2021. An NOV was issued on 07/16/2021. Since the IU samples pH continuously, a 30-day resample and TISM were not required. The IU met all requirements.</p>
Fourth Quarter	<p>On 10/06/2021 the City was made aware of a continuous low pH exceedance that occurred on 10/06/2021. An NOV was issued on 10/19/2021. Since the IU samples pH continuously, a 30-day resample and TISM were not required; however, a demand inspection was performed. The IU met all requirements.</p>

To be published for this year in newspaper for Significant Non-Compliance? Yes X No

Penalties this reporting Year: Assessed \$ 0.00 Collected \$ 0.00

ENFORCEMENT SUMMARY AND COMMENTS

Company Name: FM Industries, Inc.

Process Flow: 14,547 (GPD) Average

General Information and type of wastewater treatment	
FM Industries, Inc. performs anodizing and nickel seal on aluminum parts. Pretreatment consists of wastestream segregation and pH neutralization.	
First Quarter	
Second Quarter	
Third Quarter	
Fourth Quarter	

To be published for this year in newspaper for Significant Non-Compliance? Yes X No

Penalties this reporting Year: Assessed \$ 0.00 Collected \$ 0.00

**CITY OF PHOENIX
SIGNIFICANT INDUSTRIAL USER COMPLIANCE STATUS REPORT**

NAME: Freshly, Inc.		REPORT PERIOD: 01/01/2021 through 12/31/2021		
SERVICE ADDRESS: 610 South 56 th Avenue Phoenix, Arizona 85043-4622		MAILING ADDRESS: Same		
CATEGORICAL USER? No	40 CFR Local Limits	LIMITS APPENDIX: A	BMR SUBMITTED: 04/26/2018	
TTO CERTIFICATION DATE SUBMITTED: N/A		PERMIT EFFECTIVE: 11/01/2021	PERMIT EXPIRES: 10/31/2026	
SAMPLING LOCATION VERIFIED ON: 08/19/2021		RCRA NOTICE: 10/22/2021		
SLUG CONTROL PLAN EVALUATION DATE: 08/19/2021		COMPLIANCE SAMPLING POINT No: 33338.01		
	1st Quarter (Jan 1 - Mar 31)	2nd Quarter (Apr 1 - Jun 30)	3rd Quarter (Jul 1 - Sep 30)	4th Quarter (Oct 1 - Dec 31)
Number of Inspections	N/A	N/A	N/A	0
Number of City Sampling Days	N/A	N/A	N/A	3
Number of IU Sampling Days	N/A	N/A	N/A	1
Number of Parameter Violations	N/A	N/A	N/A	0
Number of Inspection Violations	N/A	N/A	N/A	0
Number of Reporting Violations	N/A	N/A	N/A	1
Number of Permit Cond. Violations	N/A	N/A	N/A	0
Compliance Status	N/A	N/A	N/A	I
Evaluated as of:	N/A	N/A	N/A	01/27/2022

COMPLIANCE CODES: C = Compliance I = Inconsistent Compliance S = Significant Noncompliance
If company is in I or S, then the following table applies:

Quarter	Type of Violation	Date of Violation	Sample Composite or Grab	Limit Federal or City	Monitoring City or IU	Parameter	Value / Limit	Number of Measurements per Quarter
4th	Reporting	11/29/2021	N/A	N/A	N/A	Late SMR		
			1st Quarter (Jan 1 – Mar 31)	2nd Quarter (Apr 1 - Jun 30)	3rd Quarter (Jul 1 – Sep 30)	4th Quarter (Oct 1 - Dec 31)		
Enforcement Status			N/A	N/A	N/A	A		

Enforcement Status Codes

- | | | |
|---|--------------------------------------|---|
| A - Notice of Violation (NOV) | F - Assessment of Monetary Penalties | K - Published in Newspaper for Significant Non-Compliance (SNC) In Prior Reporting Year |
| B - Administrative Order (AO) | G - Restriction of Flow | L - Temporary Increase in IU Self-Monitoring (TISM) |
| C - Civil Action Filed | H - Permit Revocation | |
| D - Criminal Action Filed | I - Compliance Schedule Issued | |
| E - Pretreatment Settlement Agreement (PSA) | J - Disconnection from Sewer | N- No Enforcement Action |

ENFORCEMENT SUMMARY AND COMMENTS

Company Name: Freshly, Inc

Process Flow: 46,661 GPD (Average)

General Information and type of wastewater treatment	<p>Freshly, Inc. (Freshly) is a 60,000 Sq. ft. food production facility that has prepared ready-to-eat meals and miscellaneous food specialties from scratch since 2015. The facility has one pretreatment method, which is a three chambered grease interceptor.</p>
First Quarter	
Second Quarter	
Third Quarter	
Fourth Quarter	<p>On 10/22/2021, a new Permit was issued effective 11/01/2021 to reclassify the IU from a Class B to a Class A due to the increase in average daily wastewater discharge to over 25,000 gallons per day.</p> <p>On 12/21/2021, an NOV was issued for submitting a late self-monitoring report which was due on 11/28/2021. The SMR was received on 12/15/2021; 17 days late. All requirements of the NOV were met.</p>

To be published for this year in newspaper for Significant Non-Compliance? Yes X No

Penalties this reporting Year: Assessed \$ 0.00 Collected \$ 0.00

ENFORCEMENT SUMMARY AND COMMENTS

Company Name: Frontier Group

Process Flow: 512 (GPD) Average

General Information and type of wastewater treatment	<p>Frontier Group performs metal finishing operations for commercial and aerospace applications. Pretreatment consists of wastestream segregation, precipitation, solids dewatering, filtration and pH neutralization.</p>
First Quarter	
Second Quarter	
Third Quarter	
Fourth Quarter	<p>On 12/03/2021, A Notice of Concern (NOC) was issued for Late Reporting – Self-Monitoring Report (SMR) violation. The October 2021 SMR was submitted two days late. There were no requirements as a result of of the NOC.</p>

To be published for this year in newspaper for Significant Non-Compliance? Yes X No

Penalties this reporting Year: Assessed \$ 0.00 Collected \$ 0.00

ENFORCEMENT SUMMARY AND COMMENTS

Company Name: Global Healing Center

Process Flow: 250 GPD (Average)

General Information and type of wastewater treatment
The facility manufactures liquid and powder types of encapsulated supplements with primarily natural and organic ingredients for health purposes. The manufactured products include magnesium, turmeric, probiotics, vitamin D3, vitamin E and more. Global Healing Center is federally regulated under Subpart D (Mixing/Compounding and Formulation) given that the medicinal chemicals and botanical products compounded onsite (SIC Code 2833) fall under this regulation. There is no pretreatment currently onsite.
First Quarter
Second Quarter
Third Quarter
Fourth Quarter

To be published for this year in newspaper for Significant Non-Compliance? Yes X No

Penalties this reporting Year: Assessed \$ 0.00 Collected \$ 0.00

**CITY OF PHOENIX
SIGNIFICANT INDUSTRIAL USER COMPLIANCE STATUS REPORT**

NAME: Gregory Packaging, Inc.		REPORT PERIOD: 01/01/2021 through 12/31/2021		
SERVICE ADDRESS: 439 South 55 th Avenue Phoenix, Arizona 85043-4621		MAILING ADDRESS: Same		
CATEGORICAL USER? No	40 CFR Local Limits	LIMITS APPENDIX: A	BMR SUBMITTED: 07/11/2014	
TTO CERTIFICATION DATE SUBMITTED: N/A		PERMIT EFFECTIVE: 07/01/2020	PERMIT EXPIRES: 06/30/2025	
SAMPLING LOCATION VERIFIED ON: 08/03/2021		RCRA NOTICE: 06/22/2016		
SLUG CONTROL PLAN EVALUATION DATE: 08/03/2021		COMPLIANCE SAMPLING POINT №: 32021.01		
	1st Quarter (Jan 1 - Mar 31)	2nd Quarter (Apr 1 - Jun 30)	3rd Quarter (Jul 1 - Sep 30)	4th Quarter (Oct 1 - Dec 31)
Number of Inspections	0	1	0	0
Number of City Sampling Days	3	0	0	0
Number of IU Sampling Days	1	1	1	1
Number of Parameter Violations	0	0	0	0
Number of Inspection Violations	0	0	0	0
Number of Reporting Violations	0	0	0	2
Number of Permit Cond. Violations	0	0	0	0
Compliance Status	C	C	C	S
Evaluated as of:	04/26/2021	09/13/2021	12/21/2021	02/07/2022

COMPLIANCE CODES: C = Compliance I = Inconsistent Compliance S = Significant Noncompliance
If company is in I or S, then the following table applies:

Quarter	Type of Violation	Date of Violation	Sample Composite or Grab	Limit Federal or City	Monitoring City or IU	Parameter	Value / Limit	Number of Measurements per Quarter
4 th	Reporting	10/29/2021	N/A	N/A	N/A	Late SMR		
4 th	Reporting	11/29/2021	N/A	N/A	N/A	Late SMR		
			1st Quarter (Jan 1 – Mar 31)	2nd Quarter (Apr 1 - Jun 30)	3rd Quarter (Jul 1 – Sep 30)	4th Quarter (Oct 1 - Dec 31)		
Enforcement Status			N	N	N	A (1)		

Enforcement Status Codes

- | | | |
|---|--------------------------------------|---|
| A - Notice of Violation (NOV) | F - Assessment of Monetary Penalties | K - Published in Newspaper for Significant Non-Compliance (SNC) In Prior Reporting Year |
| B - Administrative Order (AO) | G - Restriction of Flow | L - Temporary Increase in IU Self-Monitoring (TISM) |
| C - Civil Action Filed | H - Permit Revocation | N- No Enforcement Action |
| D - Criminal Action Filed | I - Compliance Schedule Issued | |
| E - Pretreatment Settlement Agreement (PSA) | J - Disconnection from Sewer | |

ENFORCEMENT SUMMARY AND COMMENTS

Company Name: Gregory Packaging, Inc.

Process Flow: 38,540 GPD (Average)

General Information and type of wastewater treatment	<p>The facility is a juice and beverage manufacturer that packages final products for customers (mostly wholesale to schools and grocery stores) which includes a variety of sizes of packaging and ingredients. The primary treatment at the facility is pH adjustment with sodium hydroxide or sulfuric acid prior to mixing and discharge to the compliance sampling point.</p>
First Quarter	
Second Quarter	
Third Quarter	
Fourth Quarter	<p>On 01/03/2022, an NOV was issued for submitting late self-monitoring reports which were due on 10/28/2021 and 11/28/2021 respectively. The SMRs were both received on 12/21/2021; 54 and 24 days late respectively. All requirements of the NOV were met. On 01/03/2022 the IU was also notified of 4th Quarter Significant Non-Compliance for submitting a report 30 days or more past the due date.</p> <p>Monetary penalties and a Pretreatment Settlement Agreement are pending the results of Show Cause Proceeding for the enforcement period 10/01/2021 through 01/31/2022 which will be scheduled for the 2nd Quarter of 2022.</p>

To be published for this year in newspaper for Significant Non-Compliance? Yes No

Penalties this reporting Year: Assessed \$ 0.00 Collected \$ 0.00

**CITY OF PHOENIX
SIGNIFICANT INDUSTRIAL USER COMPLIANCE STATUS REPORT**

NAME: Hadrian Inc.		REPORT PERIOD: 01/01/2021 through 12/31/2021		
SERVICE ADDRESS: 3602 West Washington Street Phoenix, Arizona 85009-4767		MAILING ADDRESS: Same		
CATEGORICAL USER? Yes	40 CFR 433.17	LIMITS APPENDIX: E	BMR SUBMITTED: 10/28/2016	
TTO CERTIFICATION DATE SUBMITTED: 01/25/2022	PERMIT EFFECTIVE: 09/01/2020	PERMIT EXPIRES: 08/31/2025		
SAMPLING LOCATION VERIFIED ON: 05/18/2021	RCRA NOTICE: 06/06/2016			
SLUG CONTROL PLAN EVALUATION DATE: 07/19/2021	COMPLIANCE SAMPLING POINT No: 33387.01			
	1st Quarter (Jan 1 - Mar 31)	2nd Quarter (Apr 1 - Jun 30)	3rd Quarter (Jul 1 - Sep 30)	4th Quarter (Oct 1 - Dec 31)
Number of Inspections	0	1	0	0
Number of City Sampling Days	2	0	0	2
Number of IU Sampling Days	3	3	3	6
Number of Parameter Violations	1	0	0	1
Number of Inspection Violations	0	0	0	0
Number of Reporting Violations	0	0	0	0
Number of Permit Cond. Violations	0	0	3	0
Compliance Status	I	C	I	I
Evaluated as of:	04/27/2021	07/28/2021	10/28/2021	01/26/2022

COMPLIANCE CODES: C = Compliance I = Inconsistent Compliance S = Significant Noncompliance
If company is in I or S, then the following table applies:

Quarter	Type of Violation	Date of Violation	Sample Composite or Grab	Limit Federal or City	Monitoring City or IU	Parameter	Value / Limit	Number of Measurements per Quarter
1 st	Parameter	02/11/2021	Composite	Federal	City	Zinc	1.84/1.48 mg/L (MAV)	3
3 rd	Permit Condition	09/30/2021	N/A	N/A	N/A	Failure to Sample Cu, Pb, Mo		
4 th	Parameter	10/14/2021	Composite	Federal	IU	Zinc	1.49/1.48 mg/L (MAV)	3
			1st Quarter (Jan 1 - Mar 31)	2nd Quarter (Apr 1 - Jun 30)	3rd Quarter (Jul 1 - Sep 30)	4th Quarter (Oct 1 - Dec 31)		
Enforcement Status			A	N	N	A (2)		

Enforcement Status Codes

- | | | |
|---|--------------------------------------|---|
| A - Notice of Violation (NOV) | F - Assessment of Monetary Penalties | K - Published in Newspaper for Significant Non-Compliance (SNC) In Prior Reporting Year |
| B - Administrative Order (AO) | G - Restriction of Flow | L - Temporary Increase in IU Self-Monitoring (TISM) |
| C - Civil Action Filed | H - Permit Revocation | |
| D - Criminal Action Filed | I - Compliance Schedule Issued | |
| E - Pretreatment Settlement Agreement (PSA) | J - Disconnection from Sewer | N- No Enforcement Action |

ENFORCEMENT SUMMARY AND COMMENTS

Company Name: Hadrian Inc.

Process Flow: 405 GPD (Average)

General Information and type of wastewater treatment	<p>The IU manufactures and powder coats galvanized metal washroom partitions and lockers. The core metal finishing process includes iron phosphate coating. Phosphating rinses are discharged without pretreatment.</p>
First Quarter	<p>On 02/26/2021 the City became aware of a monthly average Zinc exceedance that occurred during City sampling on 02/11/2021. An NOV and 30-day Resample were issued on 03/04/2021. The IU met all requirements.</p>
Second Quarter	
Third Quarter	
Fourth Quarter	<p>On 10/28/2021 the City became aware of failure to sample for Copper, Molybdenum, and Lead during the third quarter of 2021. An NOV was issued on 12/16/2021. The IU met all requirements.</p> <p>On 11/03/2021, the City became aware of a monthly average Zinc exceedance that occurred during City sampling on 10/14/2021. An NOV and 30-day Resample were issued on 11/09/2021. The IU met all requirements.</p>

To be published for this year in newspaper for Significant Non-Compliance? Yes No

Penalties this reporting Year: Assessed \$ 0.00 Collected \$ 0.00

**CITY OF PHOENIX
SIGNIFICANT INDUSTRIAL USER COMPLIANCE STATUS REPORT**

NAME: Heligear Acquisitions Co.- Northstar Aerospace (Phoenix)		REPORT PERIOD: 01/01/2021 through 12/31/2021		
SERVICE ADDRESS: 300 South 23 rd Street Phoenix, Arizona 85034-2500		MAILING ADDRESS: Same		
CATEGORICAL USER? Yes	40 CFR 433.17	LIMITS APPENDIX: E	BMR SUBMITTED: 09/06/2012	
TTO CERTIFICATION DATE SUBMITTED: 01/20/2022	PERMIT EFFECTIVE: 11/01/2019	PERMIT EXPIRES: 09/30/2022		
SAMPLING LOCATION VERIFIED ON: 12/01/2021	RCRA NOTICE: 10/01/2012			
SLUG CONTROL PLAN EVALUATION DATE: 12/01/2021	COMPLIANCE SAMPLING POINT №: 30340.01			
	1st Quarter (Jan 1 - Mar 31)	2nd Quarter (Apr 1 - Jun 30)	3rd Quarter (Jul 1 - Sep 30)	4th Quarter (Oct 1 - Dec 31)
Number of Inspections	0	0	0	1
Number of City Sampling Days	0	1	1	1
Number of IU Sampling Days	1	1	1	1
Number of Parameter Violations	0	0	0	0
Number of Inspection Violations	0	0	0	0
Number of Reporting Violations	0	0	0	0
Number of Permit Cond. Violations	0	0	0	0
Compliance Status	C	C	C	C
Evaluated as of:	04/20/2021	09/13/2021	11/10/2021	02/08/2022

COMPLIANCE CODES: C = Compliance I = Inconsistent Compliance S = Significant Noncompliance
If company is in I or S, then the following table applies:

Quarter	Type of Violation	Date of Violation	Sample Composite or Grab	Limit Federal or City	Monitoring City or IU	Parameter	Value / Limit	Number of Measurements per Quarter
			1st Quarter (Jan 1 – Mar 31)	2nd Quarter (Apr 1 - Jun 30)	3rd Quarter (Jul 1 – Sep 30)	4th Quarter (Oct 1 - Dec 31)		
Enforcement Status			N	N	N	N		

Enforcement Status Codes

- | | | |
|---|--------------------------------------|---|
| A - Notice of Violation (NOV) | F - Assessment of Monetary Penalties | K - Published in Newspaper for Significant Non-Compliance (SNC) In Prior Reporting Year |
| B - Administrative Order (AO) | G - Restriction of Flow | L - Temporary Increase in IU Self-Monitoring (TISM) |
| C - Civil Action Filed | H - Permit Revocation | N - No Enforcement Action |
| D - Criminal Action Filed | I - Compliance Schedule Issued | |
| E - Pretreatment Settlement Agreement (PSA) | J - Disconnection from Sewer | |

ENFORCEMENT SUMMARY AND COMMENTS

Company Name: Heligear Acquisition Co. – Northstar Aerospace (Phoenix)

Process Flow: 273 GPD (Average)

General Information and type of wastewater treatment	<p>This facility performs alkaline cleaning, acid etching, non-destructive penetrant testing, cadmium and nickel brush plating on aluminum, steel, and titanium aerospace parts. The wastewater treatment includes ion exchange followed by pH neutralization.</p>
First Quarter	
Second Quarter	
Third Quarter	
Fourth Quarter	

To be published for this year in newspaper for Significant Non-Compliance? Yes **X** No

Penalties this reporting Year: Assessed **\$ 0.00** Collected **\$ 0.00**

ENFORCEMENT SUMMARY AND COMMENTS

Company Name: Heligear Acquisition Co. dba Northstar Aerospace – Phoenix

Process Flow: 1,155 (GPD) Average

General Information and type of wastewater treatment	
<p>This facility performs chemical etching and chrome conversion coating on aluminum, stainless steel, steel, titanium, and other exotic metals. Radiographic film processing is conducted on some parts as a quality control test.</p> <p>Wastewater treatment includes wastestream segregation, gravity settling, electrolytic recovery, recycling, evaporation, and ion exchange.</p>	
First Quarter	
Second Quarter	
Third Quarter	
Fourth Quarter	

To be published for this year in newspaper for Significant Non-Compliance? Yes X No

Penalties this reporting Year: Assessed \$ 0.00 Collected \$ 0.00

**CITY OF PHOENIX
SIGNIFICANT INDUSTRIAL USER COMPLIANCE STATUS REPORT**

NAME: Holsum Bakery, Inc.			REPORT PERIOD: 01/01/2021 through 12/31/2021	
SERVICE ADDRESS: 2322 West Lincoln Street Phoenix, Arizona 85009-5827		MAILING ADDRESS: Same		
CATEGORICAL USER? No	40 CFR Local Limits	LIMITS APPENDIX: A	BMR SUBMITTED: 10/01/1995	
TTO CERTIFICATION DATE SUBMITTED: N/A	PERMIT EFFECTIVE: 01/01/2020		PERMIT EXPIRES: 12/31/2024	
SAMPLING LOCATION VERIFIED ON: 04/13/2021		RCRA NOTICE: 08/21/1995		
SLUG CONTROL PLAN EVALUATION DATE: 04/13/2021		COMPLIANCE SAMPLING POINT №: 5313.01		
	1st Quarter (Jan 1 - Mar 31)	2nd Quarter (Apr 1 - Jun 30)	3rd Quarter (Jul 1 - Sep 30)	4th Quarter (Oct 1 - Dec 31)
Number of Inspections	0	1	0	0
Number of City Sampling Days	0	4	3	0
Number of IU Sampling Days	1	1	1	1
Number of Parameter Violations	0	0	0	1
Number of Inspection Violations	0	0	0	0
Number of Reporting Violations	0	0	0	0
Number of Permit Cond. Violations	0	0	0	0
Compliance Status	C	C	C	I
Evaluated as of:	06/08/2021	09/10/2021	01/07/2022	02/07/2022

COMPLIANCE CODES: C = Compliance I = Inconsistent Compliance S = Significant Noncompliance
If company is in I or S, then the following table applies:

Quarter	Type of Violation	Date of Violation	Sample Composite or Grab	Limit Federal or City	Monitoring City or IU	Parameter	Value / Limit	Number of Measurements per Quarter
4 th	Parameter	11/02/2021	Grab	City	IU	pH (Instantaneous)	12.5-13.3/10.5 SU	Continuous
			1st Quarter (Jan 1 – Mar 31)	2nd Quarter (Apr 1 - Jun 30)	3rd Quarter (Jul 1 – Sep 30)	4th Quarter (Oct 1 - Dec 31)		
Enforcement Status			N	N	N	A		

Enforcement Status Codes

- | | | |
|---|--------------------------------------|---|
| A - Notice of Violation (NOV) | F - Assessment of Monetary Penalties | K - Published in Newspaper for Significant Non-Compliance (SNC) In Prior Reporting Year |
| B - Administrative Order (AO) | G - Restriction of Flow | L - Temporary Increase in IU Self-Monitoring (TISM) |
| C - Civil Action Filed | H - Permit Revocation | |
| D - Criminal Action Filed | I - Compliance Schedule Issued | |
| E - Pretreatment Settlement Agreement (PSA) | J - Disconnection from Sewer | N- No Enforcement Action |

ENFORCEMENT SUMMARY AND COMMENTS

Company Name: Holsum Bakery, Inc.

Process Flow: 23,782 GPD (Average)

General Information and type of wastewater treatment	<p>This facility is an industrial bakery that mixes, bakes, and packages bread and bakery products from raw bulk ingredients. Wastewater treatment includes gravity separation via grease interceptor and pH neutralization. The facility installed an additional pH Neutralization System, Lift Station, and Grease Interceptor for pretreatment of the east half of the facility wastewater in 2018.</p>
First Quarter	
Second Quarter	
Third Quarter	
Fourth Quarter	<p>On 11/16/2021, an NOV was issued for a continuous pH effluent violation that occurred on 11/02/2021. All requirements of the NOV were met.</p> <p>On 12/01/2021, A Notice of Concern (NOC) was issued for a Late Reporting – 24-Hour Notification violation. A high pH exceedance that qualified for a pH waiver was not reported within the 24-hour timeframe. The pH waiver was granted on 12/01/2021 for a pH excursion that occurred on 10/26/2021. There were no requirements as a result of the NOC or waiver.</p>

To be published for this year in newspaper for Significant Non-Compliance? Yes No

Penalties this reporting Year: Assessed \$ 0.00 Collected \$ 0.00

**CITY OF PHOENIX
SIGNIFICANT INDUSTRIAL USER COMPLIANCE STATUS REPORT**

NAME: Honeywell International Inc. Former Peoria Avenue Facility/EW-1		REPORT PERIOD: 01/01/2021 through 12/31/2021		
SERVICE ADDRESS: 2305 West Mercer Lane Phoenix Arizona 85029		MAILING ADDRESS: 111 South 34th Street, MS 158 Phoenix Arizona 85034-2802		
CATEGORICAL USER? No	40 CFR Local Limits	LIMITS APPENDIX: A	BMR SUBMITTED: 07/11/1997	
TTO CERTIFICATION DATE SUBMITTED: N/A	PERMIT EFFECTIVE: 06/04/2018		PERMIT EXPIRES: 05/31/2023	
SAMPLING LOCATION VERIFIED ON: 06/23/2021		RCRA NOTICE: N/A		
SLUG CONTROL PLAN EVALUATION DATE: N/A		COMPLIANCE SAMPLING POINT No: 5436.01		
	1st Quarter (Jan 1 - Mar 31)	2nd Quarter (Apr 1 - Jun 30)	3rd Quarter (Jul 1 - Sep 30)	4th Quarter (Oct 1 - Dec 31)
Number of Inspections	0	1	0	0
Number of City Sampling Days	3	2	0	0
Number of IU Sampling Days	1	1	1	1
Number of Parameter Violations	0	0	0	0
Number of Inspection Violations	0	0	0	0
Number of Reporting Violations	0	0	0	0
Number of Permit Cond. Violations	0	0	0	0
Compliance Status	C	C	C	C
Evaluated as of:	06/08/2021	09/10/2021	01/18/2022	02/07/2022

COMPLIANCE CODES: C = Compliance I = Inconsistent Compliance S = Significant Noncompliance
If company is in I or S, then the following table applies:

Quarter	Type of Violation	Date of Violation	Sample Composite or Grab	Limit Federal or City	Monitoring City or IU	Parameter	Value / Limit	Number of Measurements per Quarter
			1st Quarter (Jan 1 – Mar 31)	2nd Quarter (Apr 1 - Jun 30)	3rd Quarter (Jul 1 – Sep 30)	4th Quarter (Oct 1 - Dec 31)		
Enforcement Status			N	N	N	N		

Enforcement Status Codes

- | | | |
|---|--------------------------------------|---|
| A - Notice of Violation (NOV) | F - Assessment of Monetary Penalties | K - Published in Newspaper for Significant Non-Compliance (SNC) In Prior Reporting Year |
| B - Administrative Order (AO) | G - Restriction of Flow | L - Temporary Increase in IU Self-Monitoring (TISM) |
| C - Civil Action Filed | H - Permit Revocation | |
| D - Criminal Action Filed | I - Compliance Schedule Issued | |
| E - Pretreatment Settlement Agreement (PSA) | J - Disconnection from Sewer | N - No Enforcement Action |

ENFORCEMENT SUMMARY AND COMMENTS

Company Name: Honeywell International Inc. Former Peoria Avenue Facility/EW-1

Process Flow: 77,247 GPD (Average)

General Information and type of wastewater treatment	This is a groundwater extraction site with no pretreatment or manufacturing processes.
First Quarter	
Second Quarter	
Third Quarter	
Fourth Quarter	

To be published for this year in newspaper for Significant Non-Compliance? Yes No

Penalties this reporting Year: Assessed \$ 0.00 Collected \$ 0.00

**CITY OF PHOENIX
SIGNIFICANT INDUSTRIAL USER COMPLIANCE STATUS REPORT**

NAME: Honeywell International Inc. Former Peoria Avenue Facility/MW-10		REPORT PERIOD: 01/01/2021 through 12/31/2021		
SERVICE ADDRESS: 2251 West Sierra Street Phoenix Arizona 85029-3602		MAILING ADDRESS: 111 South 24th Street, MS 158 Phoenix, Arizona 85034-2802		
CATEGORICAL USER?	No	40 CFR Local Limits	LIMITS APPENDIX: A	BMR SUBMITTED: 07/11/1997
TTO CERTIFICATION DATE SUBMITTED:	N/A	PERMIT EFFECTIVE:	10/01/2017	PERMIT EXPIRES: 09/30/2022
SAMPLING LOCATION VERIFIED ON:	06/23/2021	RCRA NOTICE: 07/11/1997		
SLUG CONTROL PLAN EVALUATION DATE:	06/23/2021	COMPLIANCE SAMPLING POINT No: 5383.01		
	1st Quarter (Jan 1 - Mar 31)	2nd Quarter (Apr 1 - Jun 30)	3rd Quarter (Jul 1 - Sep 30)	4th Quarter (Oct 1 - Dec 31)
Number of Inspections	0	1	0	0
Number of City Sampling Days	3	2	0	0
Number of IU Sampling Days	1	1	1	1
Number of Parameter Violations	0	0	0	0
Number of Inspection Violations	0	0	0	0
Number of Reporting Violations	0	0	0	0
Number of Permit Cond. Violations	0	0	0	0
Compliance Status	C	C	C	C
Evaluated as of:	04/26/2021	09/13/2021	11/10/2021	02/08/2022

COMPLIANCE CODES: C = Compliance I = Inconsistent Compliance S = Significant Noncompliance
If company is in I or S, then the following table applies:

Quarter	Type of Violation	Date of Violation	Sample Composite or Grab	Limit Federal or City	Monitoring City or IU	Parameter	Value / Limit	Number of Measurements per Quarter
			1st Quarter (Jan 1 - Mar 31)	2nd Quarter (Apr 1 - Jun 30)	3rd Quarter (Jul 1 - Sep 30)	4th Quarter (Oct 1 - Dec 31)		
Enforcement Status			N	N	N	N		

Enforcement Status Codes

- | | | |
|---|--------------------------------------|---|
| A - Notice of Violation (NOV) | F - Assessment of Monetary Penalties | K - Published in Newspaper for Significant Non-Compliance (SNC) In Prior Reporting Year |
| B - Administrative Order (AO) | G - Restriction of Flow | L - Temporary Increase in IU Self-Monitoring (TISM) |
| C - Civil Action Filed | H - Permit Revocation | N - No Enforcement Action |
| D - Criminal Action Filed | I - Compliance Schedule Issued | |
| E - Pretreatment Settlement Agreement (PSA) | J - Disconnection from Sewer | |

ENFORCEMENT SUMMARY AND COMMENTS

Company Name: Honeywell International Inc.
Former Peoria Avenue Facility/MW-10

Process Flow: 48,495 GPD (Average)

General Information and type of wastewater treatment	This is a groundwater extraction site with no pretreatment or manufacturing processes.
First Quarter	
Second Quarter	
Third Quarter	
Fourth Quarter	

To be published for this year in newspaper for Significant Non-Compliance? Yes **X** No

Penalties this reporting Year: Assessed **\$ 0.00** Collected **\$ 0.00**

CITY OF PHOENIX
SIGNIFICANT INDUSTRIAL USER COMPLIANCE STATUS REPORT

NAME: Honeywell International, Inc. Honeywell Aerospace- Phoenix R & O			REPORT PERIOD: 01/01/2021 through 12/31/2021	
SERVICE ADDRESS: 1944 East Sky Harbor Circle Northwest Phoenix, Arizona 85034-3442			MAILING ADDRESS: 1944 East Sky Harbor Circle Northwest Mail Stop 2101-C Phoenix, Arizona 85034-3442	
CATEGORICAL USER? Yes	40 CFR 433.17	LIMITS APPENDIX: W	BMR SUBMITTED: 06/25/1992	
TTO CERTIFICATION DATE SUBMITTED: 01/24/2022	PERMIT EFFECTIVE: 07/01/2018	PERMIT EXPIRES: 06/30/2023		
SAMPLING LOCATION VERIFIED ON: 12/22/2021	RCRA NOTICE: 02/04/1992			
SLUG CONTROL PLAN EVALUATION DATE: 12/22/2021	COMPLIANCE SAMPLING POINT No: 2990.01			
	1st Quarter (Jan 1 - Mar 31)	2nd Quarter (Apr 1 - Jun 30)	3rd Quarter (Jul 1 - Sep 30)	4th Quarter (Oct 1 - Dec 31)
Number of Inspections	0	0	0	1
Number of City Sampling Days	0	3	0	3
Number of IU Sampling Days	1	1	1	1
Number of Parameter Violations	0	0	0	0
Number of Inspection Violations	0	0	0	0
Number of Reporting Violations	0	0	0	0
Number of Permit Cond. Violations	0	0	0	0
Compliance Status	C	C	C	C
Evaluated as of:	04/23/2021	07/29/2021	10/25/2021	01/24/2022

COMPLIANCE CODES: C = Compliance I = Inconsistent Compliance S = Significant Noncompliance
If company is in I or S, then the following table applies:

Quarter	Type of Violation	Date of Violation	Sample Composite or Grab	Limit Federal or City	Monitoring City or IU	Parameter	Value / Limit	Number of Measurements per Quarter
			1st Quarter (Jan 1 – Mar 31)	2nd Quarter (Apr 1 - Jun 30)	3rd Quarter (Jul 1 – Sep 30)	4th Quarter (Oct 1 - Dec 31)		
Enforcement Status			N	N	N	N		

Enforcement Status Codes

- | | | |
|---|--------------------------------------|---|
| A - Notice of Violation (NOV) | F - Assessment of Monetary Penalties | K - Published in Newspaper for Significant Non-Compliance (SNC) In Prior Reporting Year |
| B - Administrative Order (AO) | G - Restriction of Flow | L - Temporary Increase in IU Self-Monitoring (TISM) |
| C - Civil Action Filed | H - Permit Revocation | |
| D - Criminal Action Filed | I - Compliance Schedule Issued | |
| E - Pretreatment Settlement Agreement (PSA) | J - Disconnection from Sewer | N- No Enforcement Action |

ENFORCEMENT SUMMARY AND COMMENTS

Company Name: Honeywell International, Inc. Honeywell Aerospace – Phoenix R & O
Process Flow: 21,880 (GPD) Average

General Information and type of wastewater treatment	This facility repairs and overhauls turbine engines using steam cleaning, caustic and acid cleaning, chromate conversion coating and associated operations. The wastewater treatment consists of stream segregation, chemical reduction, precipitation, flocculation sedimentation and pH neutralization.
First Quarter	
Second Quarter	
Third Quarter	
Fourth Quarter	

To be published for this year in newspaper for Significant Non-Compliance? Yes X No
Penalties this reporting Year: Assessed \$ 0.00 Collected \$ 0.00

ENFORCEMENT SUMMARY AND COMMENTS

Company Name: Honeywell International, Inc.- Honeywell Engines Product Center

Process Flow: 40,747 (GPD) Average

General Information and type of wastewater treatment	<p>Manufacturer of turbine engines that performs caustic and acid cleaning, electrolytic and electroless plating, which includes the use of Cadmium, Copper, Nickel, and Chromium plating and anodizing.</p> <p>The wastewater treatment consists of stream segregation, chemical oxidation, chemical reduction, hydroxide precipitation, pH neutralization, physical separation and sedimentation.</p>
First Quarter	
Second Quarter	
Third Quarter	
Fourth Quarter	

To be published for this year in newspaper for Significant Non-Compliance? Yes No

Penalties this reporting Year: Assessed \$ 0.00 Collected \$ 0.00

**CITY OF PHOENIX
SIGNIFICANT INDUSTRIAL USER COMPLIANCE STATUS REPORT**

NAME: HonorHealth Deer Valley Medical Center		REPORT PERIOD: 01/01/2021 through 12/31/2021		
SERVICE 19829 North 27th Avenue ADDRESS: Phoenix Arizona 85027-4001		MAILING ADDRESS: Same		
CATEGORICAL USER?	No	40 CFR	Local Limits	LIMITS APPENDIX: A
TTO CERTIFICATION DATE SUBMITTED: N/A		PERMIT EFFECTIVE: 07/01/2017		BMR SUBMITTED: 12/28/1990 PERMIT EXPIRES: 06/30/2022
SAMPLING LOCATION VERIFIED ON: 10/14/2021		RCRA NOTICE: 12/28/1990		
SLUG CONTROL PLAN EVALUATION DATE: 10/14/2021		COMPLIANCE SAMPLING POINT No: 5374.01, 5374.02, 5374.03		
	1st Quarter (Jan 1 - Mar 31)	2nd Quarter (Apr 1 - Jun 30)	3rd Quarter (Jul 1 - Sep 30)	4th Quarter (Oct 1 - Dec 31)
Number of Inspections	0	0	0	1
Number of City Sampling Days	0	4	4	0
Number of IU Sampling Days	1	1	1	1
Number of Parameter Violations	0	0	0	0
Number of Inspection Violations	0	0	0	0
Number of Reporting Violations	0	0	0	0
Number of Permit Cond. Violations	0	0	0	0
Compliance Status	C	C	C	C
Evaluated as of:	04/19/2021	07/26/2021	10/28/2021	01/21/2022

COMPLIANCE CODES: C = Compliance I = Inconsistent Compliance S = Significant Noncompliance
If company is in I or S, then the following table applies:

Quarter	Type of Violation	Date of Violation	Sample Composite or Grab	Limit Federal or City	Monitoring City or IU	Parameter	Value / Limit	Number of Measurements per Quarter
			1st Quarter (Jan 1 – Mar 31)	2nd Quarter (Apr 1 - Jun 30)	3rd Quarter (Jul 1 – Sep 30)	4th Quarter (Oct 1 - Dec 31)		
Enforcement Status			N	N	N	N		

Enforcement Status Codes

- | | | |
|--|--|--|
| <ul style="list-style-type: none"> A - Notice of Violation (NOV) B - Administrative Order (AO) C - Civil Action Filed D - Criminal Action Filed E - Pretreatment Settlement Agreement (PSA) | <ul style="list-style-type: none"> F - Assessment of Monetary Penalties G - Restriction of Flow H - Permit Revocation I - Compliance Schedule Issued J - Disconnection from Sewer | <ul style="list-style-type: none"> K - Published in Newspaper for Significant Non-Compliance (SNC) In Prior Reporting Year L - Temporary Increase in IU Self-Monitoring (TISM) N- No Enforcement Action |
|--|--|--|

ENFORCEMENT SUMMARY AND COMMENTS

Company Name: HonorHealth Deer Valley Medical Center

Process Flow: 80,493 (GPD) Average

General Information and type of wastewater treatment	<p>John C. Lincoln Hospital – Deer Valley is a 203-bed, not-for-profit, full-service hospital. Services include an emergency department, cardiac care, inpatient and outpatient surgery, oncology, an orthopedic unit, medical imaging and pediatrics.</p> <p>The wastewater treatment consists of wastestream segregation and physical separation. A three compartment Grease Interceptor pre-treats the discharge from the kitchen.</p>
First Quarter	
Second Quarter	
Third Quarter	
Fourth Quarter	

To be published for this year in newspaper for Significant Non-Compliance? Yes No

Penalties this reporting Year: Assessed \$ 0.00 Collected \$ 0.00

**CITY OF PHOENIX
SIGNIFICANT INDUSTRIAL USER COMPLIANCE STATUS REPORT**

NAME: HonorHealth John C. Lincoln Hospital North Mountain		REPORT PERIOD: 01/01/2021 through 12/31/2021		
SERVICE ADDRESS: 250 East Dunlap Avenue Phoenix Arizona 85020		MAILING ADDRESS: Same		
CATEGORICAL USER? No	40 CFR Local Limits	LIMITS APPENDIX: A	BMR SUBMITTED: 12/28/1990	
TTO CERTIFICATION DATE SUBMITTED: N/A		PERMIT EFFECTIVE: 06/01/2017	PERMIT EXPIRES: 05/31/2022	
SAMPLING LOCATION VERIFIED ON: 06/10/2021		RCRA NOTICE: 12/28/1990		
SLUG CONTROL PLAN EVALUATION DATE: 06/10/2021		COMPLIANCE SAMPLING POINT No: 2700.03, 2700.04, 2700.06		
	1st Quarter (Jan 1 - Mar 31)	2nd Quarter (Apr 1 - Jun 30)	3rd Quarter (Jul 1 - Sep 30)	4th Quarter (Oct 1 - Dec 31)
Number of Inspections	0	1	0	0
Number of City Sampling Days	0	4	4	0
Number of IU Sampling Days	1	1	1	1
Number of Parameter Violations	0	0	0	0
Number of Inspection Violations	0	0	0	0
Number of Reporting Violations	0	0	0	0
Number of Permit Cond. Violations	0	0	0	0
Compliance Status	C	C	C	C
Evaluated as of:	04/19/2021	07/26/2021	10/28/2021	01/18/2022

COMPLIANCE CODES: C = Compliance I = Inconsistent Compliance S = Significant Noncompliance
If company is in I or S, then the following table applies:

Quarter	Type of Violation	Date of Violation	Sample Composite or Grab	Limit Federal or City	Monitoring City or IU	Parameter	Value / Limit	Number of Measurements per Quarter
			1st Quarter (Jan 1 - Mar 31)	2nd Quarter (Apr 1 - Jun 30)	3rd Quarter (Jul 1 - Sep 30)	4th Quarter (Oct 1 - Dec 31)		
Enforcement Status			N	N	N	N		

Enforcement Status Codes

- | | | |
|---|--------------------------------------|---|
| A - Notice of Violation (NOV) | F - Assessment of Monetary Penalties | K - Published in Newspaper for Significant Non-Compliance (SNC) In Prior Reporting Year |
| B - Administrative Order (AO) | G - Restriction of Flow | L - Temporary Increase in IU Self-Monitoring (TISM) |
| C - Civil Action Filed | H - Permit Revocation | N - No Enforcement Action |
| D - Criminal Action Filed | I - Compliance Schedule Issued | |
| E - Pretreatment Settlement Agreement (PSA) | J - Disconnection from Sewer | |

ENFORCEMENT SUMMARY AND COMMENTS

Company Name: HonorHealth John C. Lincoln Hospital North Mountain

Process Flow: 118,002 GPD (Average)

General Information and type of wastewater treatment	
<p>HonorHealth John C. Lincoln Hospital North Mountain is a 262-bed, acute care hospital. It is the first hospital in the Phoenix area to be designated a Magnet Hospital. Services include an Emergency and Level I Trauma Center, critical care, inpatient and outpatient surgery, oncology, an orthopedic unit, diagnostic imaging and outpatient therapy.</p> <p>The wastewater peretreatment consists of wastestream segregation and physical separation. A 3-compartment grease interceptor pretreats wastewater from the kitchen.</p>	
First Quarter	
Second Quarter	
Third Quarter	
Fourth Quarter	

To be published for this year in newspaper for Significant Non-Compliance? Yes X No

Penalties this reporting Year: Assessed \$ 0.00 Collected \$ 0.00

CITY OF PHOENIX SIGNIFICANT INDUSTRIAL USER COMPLIANCE STATUS REPORT

NAME: HonorHealth Sonoran Crossing Medical Center		REPORT PERIOD: 01/01/2021 through 12/31/2021		
SERVICE ADDRESS: 33400 North 32 nd Avenue Phoenix, Arizona 85085-8876		MAILING ADDRESS: Same		
CATEGORICAL USER? No	40 CFR Local Limits	LIMITS APPENDIX: A	BMR SUBMITTED: N/A	
TTO CERTIFICATION DATE SUBMITTED: N/A		PERMIT EFFECTIVE: 11/01/2020	PERMIT EXPIRES: 10/31/2025	
SAMPLING LOCATION VERIFIED ON: 07/20/2021		RCRA NOTICE: 10/14/2020		
SLUG CONTROL PLAN EVALUATION DATE: 07/20/2021		COMPLIANCE SAMPLING POINT No: 31009.01, 31009.02		
	1st Quarter (Jan 1 - Mar 31)	2nd Quarter (Apr 1 - Jun 30)	3rd Quarter (Jul 1 - Sep 30)	4th Quarter (Oct 1 - Dec 31)
Number of Inspections	0	0	1	0
Number of City Sampling Days	0	2	0	4
Number of IU Sampling Days	3	1	1	1
Number of Parameter Violations	0	0	0	0
Number of Inspection Violations	0	0	0	0
Number of Reporting Violations	0	0	0	0
Number of Permit Cond. Violations	0	0	0	0
Compliance Status	C	C	C	C
Evaluated as of:	04/15/2021	07/19/2021	10/28/2021	01/18/2022

COMPLIANCE CODES: C = Compliance I = Inconsistent Compliance S = Significant Noncompliance
If company is in I or S, then the following table applies:

Quarter	Type of Violation	Date of Violation	Sample Composite or Grab	Limit Federal or City	Monitoring City or IU	Parameter	Value / Limit	Number of Measurements per Quarter
			1st Quarter (Jan 1 – Mar 31)		2nd Quarter (Apr 1 - Jun 30)		3rd Quarter (Jul 1 – Sep 30)	4th Quarter (Oct 1 - Dec 31)
Enforcement Status			N		N		N	N

Enforcement Status Codes

- | | | |
|--|--|--|
| <ul style="list-style-type: none"> A - Notice of Violation (NOV) B - Administrative Order (AO) C - Civil Action Filed D - Criminal Action Filed E - Pretreatment Settlement Agreement (PSA) | <ul style="list-style-type: none"> F - Assessment of Monetary Penalties G - Restriction of Flow H - Permit Revocation I - Compliance Schedule Issued J - Disconnection from Sewer | <ul style="list-style-type: none"> K - Published in Newspaper for Significant Non-Compliance (SNC) In Prior Reporting Year L - Temporary Increase in IU Self-Monitoring (TISM) N- No Enforcement Action |
|--|--|--|

ENFORCEMENT SUMMARY AND COMMENTS

Company Name: HonorHealth Sonoran Crossing Medical Center

Process Flow: 52,243 GPD (Average)

General Information and type of wastewater treatment	<p>HonorHealth Sonoran Medical Center (HH Sonoran) is a hospital and health care facility that provides inpatient services, obstetrics and gynecological care, orthopedic care, surgical care, emergency services, and ambulatory (outpatient) services to the Greater Phoenix area. Pretreatment onsite consists of a 3000-gallon grease interceptor which receives all fats, oils and grease waste from the food service kitchen. In addition, there is a 500-gallon decontamination tank that does not discharge to the sewer.</p>
First Quarter	
Second Quarter	
Third Quarter	
Fourth Quarter	

To be published for this year in newspaper for Significant Non-Compliance? Yes No

Penalties this reporting Year: Assessed \$ 0.00 Collected \$ 0.00

**CITY OF PHOENIX
SIGNIFICANT INDUSTRIAL USER COMPLIANCE STATUS REPORT**

NAME: Hydro Extrusion North America, LLC – Plant 1 Remelt Operation		REPORT PERIOD: 01/01/2021 through 12/31/2021		
SERVICE ADDRESS: 249 South 51st Avenue Phoenix Arizona 85043-3715		MAILING ADDRESS: Same		
CATEGORICAL USER? Yes	40 CFR 467.35	LIMITS APPENDIX: G	BMR SUBMITTED: 02/28/2003	
TTO CERTIFICATION DATE SUBMITTED: N/A	PERMIT EFFECTIVE: 03/05/2018		PERMIT EXPIRES: 12/31/2022	
SAMPLING LOCATION VERIFIED ON: 11/16/2021		RCRA NOTICE: 02/28/1990		
SLUG CONTROL PLAN EVALUATION DATE: 11/16/2021		COMPLIANCE SAMPLING POINT No: 21490.01		
	1st Quarter (Jan 1 - Mar 31)	2nd Quarter (Apr 1 - Jun 30)	3rd Quarter (Jul 1 - Sep 30)	4th Quarter (Oct 1 - Dec 31)
Number of Inspections	0	0	0	1
Number of City Sampling Days	0	3	0	1
Number of IU Sampling Days	3	3	3	3
Number of Parameter Violations	0	0	0	1
Number of Inspection Violations	0	0	0	0
Number of Reporting Violations	0	0	0	0
Number of Permit Cond. Violations	0	0	0	0
Compliance Status	C	C	C	I
Evaluated as of:	04/26/2021	07/19/2021	11/23/2021	01/12/2022

COMPLIANCE CODES: C = Compliance I = Inconsistent Compliance S = Significant Noncompliance
If company is in I or S, then the following table applies:

Quarter	Type of Violation	Date of Violation	Sample Composite or Grab	Limit Federal or City	Monitoring City or IU	Parameter	Value / Limit	Number of Measurements per Quarter
4 th	Parameter	12/09/2021	Composite	Federal	IU	Oil & Grease	286/ 180.84 mg/ L (MAV)	3
			1st Quarter (Jan 1 – Mar 31)	2nd Quarter (Apr 1 - Jun 30)	3rd Quarter (Jul 1 – Sep 30)	4th Quarter (Oct 1 - Dec 31)		
Enforcement Status			N	N	N	N		

Enforcement Status Codes

- | | | |
|---|--------------------------------------|---|
| A - Notice of Violation (NOV) | F - Assessment of Monetary Penalties | K - Published in Newspaper for Significant Non-Compliance (SNC) In Prior Reporting Year |
| B - Administrative Order (AO) | G - Restriction of Flow | L - Temporary Increase in IU Self-Monitoring (TISM) |
| C - Civil Action Filed | H - Permit Revocation | |
| D - Criminal Action Filed | I - Compliance Schedule Issued | |
| E - Pretreatment Settlement Agreement (PSA) | J - Disconnection from Sewer | N- No Enforcement Action |

ENFORCEMENT SUMMARY AND COMMENTS

Company Name: Hydro Extrusion North America, LLC – Plant 1 Remelt Operation

Process Flow: 7,366 (GPD) Average

General Information and type of wastewater treatment	<p>Hydro Extrusion North America, LLC – Plant 1 Remelt Operation is a foundry/cast house that performs direct chill casting and homogenizing of aluminum billets. The pretreatment consists of emulsion breaking, gravity separation of oil and grease, and filtration. The facility samples for Oil and Grease in lieu of Total Toxic Organics.</p>
First Quarter	
Second Quarter	
Third Quarter	
Fourth Quarter	<p>On 01/06/2022 the City became aware of a monthly average Oil & Grease exceedance. An NOV and 30-day Resample were issued on 01/11/2022. The IU met all requirements.</p>

To be published for this year in newspaper for Significant Non-Compliance? Yes No

Penalties this reporting Year: Assessed \$ 0.00 Collected \$ 0.00

ENFORCEMENT SUMMARY AND COMMENTS

Company Name: Hydro Extrusion North America, LLC - Plant 1 Extrusion Operation

Process Flow: 5,039 (GPD) Average

General Information and type of wastewater treatment	
Hydro Extrusion North America, LLC - Plant 1 Extrusion Operation, manufactures parts and tubing via an aluminum ingot extrusion forming press. The facility samples for Oil and Grease in lieu of Total Toxic Organics.	
Pretreatment consists of gravity separation of oil and grease, filtration, and pH adjustment.	
First Quarter	
Second Quarter	
Third Quarter	
Fourth Quarter	

To be published for this year in newspaper for Significant Non-Compliance? Yes **X** No

Penalties this reporting Year: Assessed **\$ 0.00** Collected **\$ 0.00**

ENFORCEMENT SUMMARY AND COMMENTS

Company Name: Hydro Extrusion North America, LLC. – Plant 2 Extrusion Operation

Process Flow: 0 GPD (Average)

General Information and type of wastewater treatment	
Hydro Extrusion North America, LLC - Plant 2 Extrusion Operation manufactures aluminum parts and tubing via extrusion press forming. Pretreatment consists of wastestream segregation, gravity separation of oil and grease, filtration, and pH adjustment, a compliance sampling point as well as an evaporator. The facility samples for Oil and Grease in lieu of Total Toxic Organics.	
First Quarter	There has been no discharge for the year of 2021 due to construction.
Second Quarter	
Third Quarter	
Fourth Quarter	

To be published for this year in newspaper for Significant Non-Compliance? Yes X No

Penalties this reporting Year: Assessed \$ 0.00 Collected \$ 0.00

ENFORCEMENT SUMMARY AND COMMENTS

Company Name: La Canasta Mexican Food Products, Inc.

Process Flow: 35,652 GPD (Average)

General Information and type of wastewater treatment	<p>La Canasta prepares a variety of perishable corn and flour-based Mexican food products such as buñuelos, tortillas, and corn chips for sale and preparation at restaurants and retail grocery stores. High pH wastewater is generated from the corn cooking and corn washing involving lime.</p> <p>Wastewater from the corn processing dewatering process is pumped to the wastewater pretreatment tank which contains a strainer at the top through which solids are captured prior to mixing and adjustment. Phosphoric acid is injected into the tank and a mixer keeps the wastewater mixing until it is ready to be released to the cartridge filter and then to the 3-compartment grease interceptor for final treatment.</p>
First Quarter	
Second Quarter	
Third Quarter	
Fourth Quarter	<p>On 09/24/2021, a new Permit was issued effective 11/01/2021 to reclassify the IU from a Class B to a Class A due to the increase in average daily wastewater discharge to over 25,000 gallons per day.</p> <p>On 01/07/2022 a Notice to Show Cause was issued as a result of three parameter violations occurring within a 90-day period. The Show Cause Proceeding will be held on 02/09/2022 to discuss violations occurring during the enforcement period 09/01/2021 through 11/30/2021.</p>

To be published for this year in newspaper for Significant Non-Compliance? Yes No

Penalties this reporting Year: Assessed \$ 0.00 Collected \$ 0.00

**CITY OF PHOENIX
SIGNIFICANT INDUSTRIAL USER COMPLIANCE STATUS REPORT**

NAME: Liquid Environmental Solution of Arizona LLC – Magnolia Street		REPORT PERIOD: 01/01/2021 through 12/31/2021		
SERVICE ADDRESS: 1095 West Magnolia Street Phoenix, Arizona 85007		MAILING ADDRESS: Same		
CATEGORICAL USER? No	40 CFR Local Limits	LIMITS APPENDIX: A	BMR SUBMITTED: 07/07/2017	
TTO CERTIFICATION DATE SUBMITTED: N/A		PERMIT EFFECTIVE: 08/01/2019	PERMIT EXPIRES: 11/30/2022	
SAMPLING LOCATION VERIFIED ON: 03/02/2021		RCRA NOTICE: 02/04/2018		
SLUG CONTROL PLAN EVALUATION DATE: 03/02/2021		COMPLIANCE SAMPLING POINT №: 27287.01		
	1st Quarter (Jan 1 - Mar 31)	2nd Quarter (Apr 1 - Jun 30)	3rd Quarter (Jul 1 - Sep 30)	4th Quarter (Oct 1 - Dec 31)
Number of Inspections	1	0	0	0
Number of City Sampling Days	0	2	2	3
Number of IU Sampling Days	3	3	3	3
Number of Parameter Violations	0	0	0	1
Number of Inspection Violations	0	0	0	0
Number of Reporting Violations	0	0	0	0
Number of Permit Cond. Violations	0	0	0	0
Compliance Status	C	C	C	I
Evaluated as of:	04/06/2021	07/02/2021	10/06/2021	01/03/2022

COMPLIANCE CODES: C = Compliance I = Inconsistent Compliance S = Significant Noncompliance
If company is in I or S, then the following table applies:

Quarter	Type of Violation	Date of Violation	Sample Composite or Grab	Limit Federal or City	Monitoring City or IU	Parameter	Value / Limit	Number of Measurements per Quarter
4 th	Effluent	12/13/2021	Grab	City	City	pH	11.3/10.5 SU	4
			1st Quarter (Jan 1 – Mar 31)	2nd Quarter (Apr 1 - Jun 30)	3rd Quarter (Jul 1 – Sep 30)	4th Quarter (Oct 1 - Dec 31)		
Enforcement Status			N	N	N	A, L		

Enforcement Status Codes

- | | | |
|---|--------------------------------------|---|
| A - Notice of Violation (NOV) | F - Assessment of Monetary Penalties | K - Published in Newspaper for Significant Non-Compliance (SNC) In Prior Reporting Year |
| B - Administrative Order (AO) | G - Restriction of Flow | L - Temporary Increase in IU Self-Monitoring (TISM) |
| C - Civil Action Filed | H - Permit Revocation | |
| D - Criminal Action Filed | I - Compliance Schedule Issued | |
| E - Pretreatment Settlement Agreement (PSA) | J - Disconnection from Sewer | N- No Enforcement Action |

ENFORCEMENT SUMMARY AND COMMENTS

Company Name: Liquid Environmental Solutions of Arizona LLC – Magnolia Street

Process Flow: 62,000 GPD (Average)

General Information and type of wastewater treatment	<p>This facility (LES Magnolia) collects and processes hauled animal or vegetable grease-laden wastewater from grease interceptors (new Tricanter centrifuge w/centrate), wastewater from tallow bin cleaning, and contaminated stormwater collected from the permitted facility. LES Magnolia also collects used cooking oil for recycling and resale.</p>
First Quarter	
Second Quarter	
Third Quarter	
Fourth Quarter	<p>On 12/13/2021 City staff issued a Field NOV for a pH exceedance that occurred during City monitoring. A TISM was issued on 12/21/2021; a 30-day Resample was not required. The IU met all requirements.</p>

To be published for this year in newspaper for Significant Non-Compliance? Yes X No

Penalties this reporting Year: Assessed \$ 0.00 Collected \$ 0.00

**CITY OF PHOENIX
SIGNIFICANT INDUSTRIAL USER COMPLIANCE STATUS REPORT**

NAME: Liquid Environmental Solutions of Arizona LLC		REPORT PERIOD: 01/01/2021 through 12/31/2021		
SERVICE ADDRESS: 5159 West Van Buren Street Phoenix Arizona 85043-3270		MAILING ADDRESS: Same		
CATEGORICAL USER? Yes	40 CFR 437.26, 437.36	LIMITS APPENDIX: A, N, O	BMR SUBMITTED: 11/01/2003	
TTO CERTIFICATION DATE SUBMITTED: N/A		PERMIT EFFECTIVE: 12/1/2019	PERMIT EXPIRES: 08/31/2022	
SAMPLING LOCATION VERIFIED ON: 10/22/2021		RCRA NOTICE: 06/06/1996		
SLUG CONTROL PLAN EVALUATION DATE: 10/22/2021		COMPLIANCE SAMPLING POINT No: 21741.03, 21741.06, 21741.07		
	1st Quarter (Jan 1 - Mar 31)	2nd Quarter (Apr 1 - Jun 30)	3rd Quarter (Jul 1 - Sep 30)	4th Quarter (Oct 1 - Dec 31)
Number of Inspections	0	0	0	1
Number of City Sampling Days	4	2	2	0
Number of IU Sampling Days	15	16	18	20
Number of Parameter Violations	1	2	2	9
Number of Inspection Violations	0	0	0	0
Number of Reporting Violations	0	0	2	0
Number of Permit Cond. Violations	0	0	0	0
Compliance Status	I	I	I	S
Evaluated as of:	04/23/2021	07/27/2021	10/10/2021	01/03/2022

COMPLIANCE CODES: C = Compliance I = Inconsistent Compliance S = Significant Noncompliance
If company is in I or S, then the following table applies:

Quarter	Type of Violation	Date of Violation	Sample Composite or Grab	Limit Federal or City	Monitoring City or IU	Parameter	Value / Limit	Number of Measurements per Quarter
1 st	Parameter	02/05/2021	Composite	City	IU	Arsenic	0.28/0.13 mg/L	6
2 nd	Parameter	06/30/2021	Composite	Federal	City	Copper (Daily)	0.512/0.500 mg/L	1
2 nd	Parameter	06/30/2021	Calculated	Federal	City	Copper (MAV)	0.512/0.242 mg/L	1
3 rd	Parameter	08/04/2021	Composite	City	IU	Selenium (Daily)	0.23/0.10 mg/L	7
3 rd	Reporting	08/25/2021	N/A	N/A	N/A	24-Hour Not.		
3 rd	Parameter	09/23/2021	Grab	City	IU	pH (Instant.)	11.48/10.5 S.U.	26
3 rd	Reporting	09/25/2021	N/A	N/A	N/A	24-Hour Not.		
4 th	Parameter	11/03/2021	Composite	Federal	IU	p-Cresol (Daily)	10000/698 µg/L	11
4 th	Parameter	11/04/2021	Composite	Federal	IU	p-Cresol (Daily)	17000/698 µg/L	11
4 th	Parameter	11/18/2021	Composite	Federal	IU	p-Cresol (Daily)	7400/698 µg/L	11
4 th	Parameter	11/19/2021	Composite	Federal	IU	p-Cresol (Daily)	7800/698 µg/L	11
4 th	Parameter	11/22/2021	Composite	Federal	IU	p-Cresol (Daily)	8300/698 µg/L	11
4 th	Parameter	11/30/2021	Composite	Federal	IU	p-Cresol (MAV)	10100/205 µg/L	11
4 th	Parameter	12/07/2021	Composite	Federal	IU	p-Cresol (Daily)	950/698 µg/L	11
4 th	Parameter	12/10/2021	Composite	Federal	IU	p-Cresol (Daily)	1700/698 µg/L	11
4 th	Parameter	12/31/2021	Composite	Federal	IU	p-Cresol (Daily)	680/205 µg/L	11
			1st Quarter (Jan 1 - Mar 31)	2nd Quarter (Apr 1 - Jun 30)	3rd Quarter (Jul 1 - Sep 30)	4th Quarter (Oct 1 - Dec 31)		
Enforcement Status			A(1)	N	A(3)	A(1)		

Enforcement Status Codes

- | | | |
|--|--------------------------------------|---|
| A - Notice of Violation (NOV) | F - Assessment of Monetary Penalties | K - Published in Newspaper for Significant Non-Compliance (SNC) In Prior Reporting Year |
| B - Administrative Order (AO) | G - Restriction of Flow | L - Temporary Increase in IU Self-Monitoring (TISM) |
| C - Civil Action Filed | H - Permit Revocation | N - No Enforcement Action |
| D - Criminal Action Filed | I - Compliance Schedule Issued | |
| E - Pretreatment Settlement Agreement (PSA)
For year ending December 31, 2021 | J - Disconnection from Sewer | |

ENFORCEMENT SUMMARY AND COMMENTS

Company Name: Liquid Environmental Solutions of Arizona LLC
 Process Flow: 92,736 (GPD) Average

General Information and type of wastewater treatment	<p>Liquid Environmental Solutions of Arizona LLC is a Centralized Waste Treatment facility receiving and treating non-hazardous liquid waste. Treatment includes Wastestreams segregation, physical separation, emulsion breaking, dissolved air flotation, chemical precipitation, pH adjustment, biologically active aerated treatment, and a lamella clarifier. The pretreatment system is separated into the following categories: Metal bearing wastes, organic wastes, oily wastes, non-categorical and domestic wastes.</p>
First Quarter	<p>On 02/25/2021 the City became aware of a daily maximum Arsenic exceedance at Compliance Sampling Point 21741.06 that occurred on 02/05/2021. An NOV, 30-day Resample, and TISM were issued on 03/26/2021. The IU met all requirements.</p>
Second Quarter	
Third Quarter	<p>On 08/02/2021 the City became aware of violations of the daily maximum and monthly average limits for Copper at Compliance Sampling Point 21741.07 that occurred on 06/30/2021. An NOV and TISM were issued on 08/06/2021. The IU met all requirements.</p> <p>On 09/07/2021 the City became aware of a daily maximum Selenium exceedance at Compliance Sampling Point 21741.07 that occurred on 08/04/2021 as well as a reporting violation of the 24-Hour notification requirement for the selenium exceedance. Notification was due 08/25/2021, received 09/07/2021, 13 days late. NOVs, 30-day Resample and TISM were issued on 09/10/2021. The IU met all requirements.</p>
Fourth Quarter	<p>On 11/16/2021, 11/18/2021 and 11/27/2021, the City became aware of violations of the daily maximum and monthly average limits for p-Cresol at Compliance Sampling Point (CSP) 21741.06 that occurred on 11/03/2021, 11/04/2021, 11/18/2021, 11/19/2021, 11/22/2021 and the calculated 11/30/2021. An NOV, 30-day Resample and TISM were issued on 12/08/2021. However, the IU granted a TISM waiver on 01/05/2022 due to the 30-day Resample resulting in a violation and the Permittee's decision to cease discharge from CSP 21741.06 pending investigation of the exceedances. The IU met all requirements.</p> <p>On 12/20/2021 and 12/22/2021 the City became aware of violations of the daily maximum and monthly average limits for p-Cresol at Compliance Sampling Point 21741.06 that occurred on 12/07/2021, 12/10/2021, and the calculated 12/31/2021. An NOV was issued on 01/19/2022 with no requirement for re-sampling due to the 01/05/2022 waiver and the decision to cease discharge. The IU met all requirements.</p> <p>On 02/08/2022, the City became aware of a pH exceedance that occurred on 09/23/2021. The exceedance should have been reported by 09/24/2021 and was received on 10/10/2021 with the SMR submission, 17 days late. The IU and City missed the exceedance during SMR data review initially. NOVs were issued 02/11/2022 and completion of NOV requirements is pending.</p> <p>On 01/28/2022 the IU was notified of 4th Quarter Significant Non-Compliance for Monthly Average and Daily Maximum TRC for p-Cresol.</p> <p>Monetary penalties and a Pretreatment Settlement Agreement are pending the results of Show Cause Proceeding for the enforcement period 06/01/2021 through 01/15/2022 which is scheduled for 03/02/2022.</p>

To be published for this year in newspaper for Significant Non-Compliance? X Yes No
 Penalties this reporting Year: Assessed \$ 0.00 Collected \$ 0.00

**CITY OF PHOENIX
SIGNIFICANT INDUSTRIAL USER COMPLIANCE STATUS REPORT**

NAME: Marlyn Nutraceuticals Inc. - Naturally Vitamins, Inc.		REPORT PERIOD: 01/01/2021 through 12/31/2021		
SERVICE ADDRESS: 4404 East Elwood Street Phoenix Arizona 85040-1909		MAILING ADDRESS: Same		
CATEGORICAL USER? Yes	40 CFR 439.47	LIMITS APPENDIX: L	BMR SUBMITTED: 01/2001	
TTO CERTIFICATION DATE SUBMITTED: N/A		PERMIT EFFECTIVE: 07/01/2020	PERMIT EXPIRES: 06/30/2025	
SAMPLING LOCATION VERIFIED ON: 07/08/2021		RCRA NOTICE: 04/12/2001		
SLUG CONTROL PLAN EVALUATION DATE: 11/29/2021		COMPLIANCE SAMPLING POINT №: 20485.01		
	1st Quarter (Jan 1 - Mar 31)	2nd Quarter (Apr 1 - Jun 30)	3rd Quarter (Jul 1 - Sep 30)	4th Quarter (Oct 1 - Dec 31)
Number of Inspections	0	0	1	0
Number of City Sampling Days	0	1	0	2
Number of IU Sampling Days	1	1	1	1
Number of Parameter Violations	0	0	0	0
Number of Inspection Violations	0	0	0	0
Number of Reporting Violations	0	0	0	0
Number of Permit Cond. Violations	0	0	0	0
Compliance Status	C	C	C	C
Evaluated as of:	04/28/2021	07/28/2021	10/28/2021	01/28/2022

COMPLIANCE CODES: C = Compliance I = Inconsistent Compliance S = Significant Noncompliance
If company is in I or S, then the following table applies:

Quarter	Type of Violation	Date of Violation	Sample Composite or Grab	Limit Federal or City	Monitoring City or IU	Parameter	Value / Limit	Number of Measurements per Quarter
			1st Quarter (Jan 1 – Mar 31)	2nd Quarter (Apr 1 - Jun 30)		3rd Quarter (Jul 1 – Sep 30)		4th Quarter (Oct 1 - Dec 31)
Enforcement Status			N	N		N		N

Enforcement Status Codes

- | | | |
|---|--------------------------------------|---|
| A - Notice of Violation (NOV) | F - Assessment of Monetary Penalties | K - Published in Newspaper for Significant Non-Compliance (SNC) In Prior Reporting Year |
| B - Administrative Order (AO) | G - Restriction of Flow | L - Temporary Increase in IU Self-Monitoring (TISM) |
| C - Civil Action Filed | H - Permit Revocation | N - No Enforcement Action |
| D - Criminal Action Filed | I - Compliance Schedule Issued | |
| E - Pretreatment Settlement Agreement (PSA) | J - Disconnection from Sewer | |

ENFORCEMENT SUMMARY AND COMMENTS

Company Name: Marlyn Nutraceuticals Inc. - Naturally Vitamins, Inc.

Process Flow: 1,819 (GPD) Average

General Information and type of wastewater treatment
This Facility mixes and packages vitamins and supplements. No wastewater treatment is performed prior to discharge.
First Quarter
Second Quarter
Third Quarter
Fourth Quarter

To be published for this year in newspaper for Significant Non-Compliance? Yes X No

Penalties this reporting Year: Assessed \$ 0.00 Collected \$ 0.00

**CITY OF PHOENIX
SIGNIFICANT INDUSTRIAL USER COMPLIANCE STATUS REPORT**

NAME: Mastel Linen, Inc.			REPORT PERIOD: 01/01/2021 through 12/31/2021		
SERVICE ADDRESS: 2940 West Virginia Avenue Phoenix, Arizona 85009-1607		MAILING ADDRESS: Same			
CATEGORICAL USER?	No	40 CFR	Local Limits	LIMITS APPENDIX: A	BMR SUBMITTED: 08/16/2012
TTO CERTIFICATION DATE SUBMITTED: N/A		PERMIT EFFECTIVE: 12/01/2017		PERMIT EXPIRES: 11/30/2022	
SAMPLING LOCATION VERIFIED ON: 08/26/2021		RCRA NOTICE: 02/01/2013			
SLUG CONTROL PLAN EVALUATION DATE: 08/26/2021		COMPLIANCE SAMPLING POINT No: 29569.01			
	1st Quarter (Jan 1 - Mar 31)	2nd Quarter (Apr 1 - Jun 30)	3rd Quarter (Jul 1 - Sep 30)	4th Quarter (Oct 1 - Dec 31)	
Number of Inspections	0	0	1	0	
Number of City Sampling Days	4	0	0	4	
Number of IU Sampling Days	1	1	1	1	
Number of Parameter Violations	0	0	0	0	
Number of Inspection Violations	0	0	0	0	
Number of Reporting Violations	0	0	0	0	
Number of Permit Cond. Violations	0	0	0	0	
Compliance Status	C	C	C	C	
Evaluated as of:	04/21/2021	07/15/2021	10/14/2021	01/18/2022	

COMPLIANCE CODES: C = Compliance I = Inconsistent Compliance S = Significant Noncompliance
If company is in I or S, then the following table applies:

Quarter	Type of Violation	Date of Violation	Sample Composite or Grab	Limit Federal or City	Monitoring City or IU	Parameter	Value / Limit	Number of Measurements per Quarter
			1st Quarter (Jan 1 – Mar 31)	2nd Quarter (Apr 1 - Jun 30)	3rd Quarter (Jul 1 – Sep 30)	4th Quarter (Oct 1 - Dec 31)		
Enforcement Status			N	N	N	N		

Enforcement Status Codes

- | | | |
|---|--------------------------------------|---|
| A - Notice of Violation (NOV) | F - Assessment of Monetary Penalties | K - Published in Newspaper for Significant Non-Compliance (SNC) In Prior Reporting Year |
| B - Administrative Order (AO) | G - Restriction of Flow | L - Temporary Increase in IU Self-Monitoring (TISM) |
| C - Civil Action Filed | H - Permit Revocation | N- No Enforcement Action |
| D - Criminal Action Filed | I - Compliance Schedule Issued | |
| E - Pretreatment Settlement Agreement (PSA) | J - Disconnection from Sewer | |

ENFORCEMENT SUMMARY AND COMMENTS

Company Name: Mastel Linen, Inc.

Process Flow: 89,496 (GPD) Average

General Information and type of wastewater treatment	<p>Mastel Linen, Inc. is an industrial laundry facility that launders linens from various high end resorts and doctors' offices. All of the washer units are plumbed to drain to a trench drain leading to a pH neutralization process, lint shaker, and then to the compliance sample point. Lint screens are placed within the trench drain to prevent excess lint from entering the pretreatment system. Dry cleaning equipment was added during 2016 with discharges specifically prohibited in the amended permit.</p>
First Quarter	
Second Quarter	
Third Quarter	
Fourth Quarter	

To be published for this year in newspaper for Significant Non-Compliance? Yes **X** No

Penalties this reporting Year: Assessed **\$ 0.00** Collected **\$ 0.00**

ENFORCEMENT SUMMARY AND COMMENTS

Company Name: Mayo Clinic Arizona- Mayo Clinic Hospital
 Process Flow: 199,227 (GPD) Average

General Information and type of wastewater treatment	<p>This is a large full-service hospital. Wastewater treatment consists of physical separation and stream segregation. Acids that are used in the laboratory are pH neutralized prior to discharge. Current expansions onsite will increase average process flow and a new building will require an additional compliance sampling point.</p>
First Quarter	
Second Quarter	
Third Quarter	
Fourth Quarter	

To be published for this year in newspaper for Significant Non-Compliance? Yes X No

Penalties this reporting Year: Assessed \$ 0.00 Collected \$ 0.00

**CITY OF PHOENIX
SIGNIFICANT INDUSTRIAL USER COMPLIANCE STATUS REPORT**

NAME: Mega Metals, LLC.		REPORT PERIOD: 01/01/2021 through 12/31/2021		
SERVICE ADDRESS: 1323 North 22nd Avenue Phoenix Arizona 85009-3714		MAILING ADDRESS: Same		
CATEGORICAL USER? Yes	40 CFR 421.306(m)	LIMITS APPENDIX: R	BMR SUBMITTED: 11/30/2012	
TTO CERTIFICATION DATE SUBMITTED: N/A	PERMIT EFFECTIVE: 09/01/2018		PERMIT EXPIRES: 08/31/2023	
SAMPLING LOCATION VERIFIED ON: 10/05/2021		RCRA NOTICE: 03/20/2012		
SLUG CONTROL PLAN EVALUATION DATE: 10/05/2021		COMPLIANCE SAMPLING POINT No: 27341.01		
	1st Quarter (Jan 1 - Mar 31)	2nd Quarter (Apr 1 - Jun 30)	3rd Quarter (Jul 1 - Sep 30)	4th Quarter (Oct 1 - Dec 31)
Number of Inspections	0	0	0	1
Number of City Sampling Days	3	0	3	0
Number of IU Sampling Days	3	3	3	3
Number of Parameter Violations	0	0	0	0
Number of Inspection Violations	0	0	0	0
Number of Reporting Violations	0	0	0	0
Number of Permit Cond. Violations	0	0	0	0
Compliance Status	C	C	C	C
Evaluated as of:	04/19/2021	09/14/2021	10/21/2021	01/21/2022

COMPLIANCE CODES: C = Compliance I = Inconsistent Compliance S = Significant Noncompliance
If company is in I or S, then the following table applies:

Quarter	Type of Violation	Date of Violation	Sample Composite or Grab	Limit Federal or City	Monitoring City or IU	Parameter	Value / Limit	Number of Measurements per Quarter
			1st Quarter (Jan 1 – Mar 31)	2nd Quarter (Apr 1 - Jun 30)	3rd Quarter (Jul 1 – Sep 30)	4th Quarter (Oct 1 - Dec 31)		
Enforcement Status			N	N	N	N		

Enforcement Status Codes

- | | | |
|---|--------------------------------------|---|
| A - Notice of Violation (NOV) | F - Assessment of Monetary Penalties | K - Published in Newspaper for Significant Non-Compliance (SNC) In Prior Reporting Year |
| B - Administrative Order (AO) | G - Restriction of Flow | L - Temporary Increase in IU Self-Monitoring (TISM) |
| C - Civil Action Filed | H - Permit Revocation | N- No Enforcement Action |
| D - Criminal Action Filed | I - Compliance Schedule Issued | |
| E - Pretreatment Settlement Agreement (PSA) | J - Disconnection from Sewer | |

ENFORCEMENT SUMMARY AND COMMENTS

Company Name: Mega Metals LLC.

Process Flow: 4,672 (GPD) Average

General Information and type of wastewater treatment	<p>The facility performs crushes and washes titanium turnings for recycle. Pretreatment consists of wastestream segregation, gravity separation of oils, equalization, clay polymer adsorption and clarification, fabric filtration, pH neutralization, and canister filtration.</p>
First Quarter	
Second Quarter	
Third Quarter	
Fourth Quarter	

To be published for this year in newspaper for Significant Non-Compliance? Yes No

Penalties this reporting Year: Assessed \$ 0.00 Collected \$ 0.00

**CITY OF PHOENIX
SIGNIFICANT INDUSTRIAL USER COMPLIANCE STATUS REPORT**

NAME: Metal Finishing Solutions, Inc.		REPORT PERIOD: 01/01/2021 through 12/31/2021		
SERVICE ADDRESS: 46 North 49 th Avenue Phoenix, Arizona 85043-3825		MAILING ADDRESS: Same		
CATEGORICAL USER? Yes	40 CFR 433.17	LIMITS APPENDIX: E	BMR SUBMITTED: 10/14/2020	
TTO CERTIFICATION DATE SUBMITTED: 01/27/2022	PERMIT EFFECTIVE: 05/07/2021	PERMIT EXPIRES: 04/30/2026		
SAMPLING LOCATION VERIFIED ON: 10/18/2021	RCRA NOTICE: 05/05/2021			
SLUG CONTROL PLAN EVALUATION DATE: 10/18/2021	COMPLIANCE SAMPLING POINT No: 21495.01			
	1st Quarter (Jan 1 - Mar 31)	2nd Quarter (Apr 1 - Jun 30)	3rd Quarter (Jul 1 - Sep 30)	4th Quarter (Oct 1 - Dec 31)
Number of Inspections	N/A	1	0	1
Number of City Sampling Days	N/A	0	2	3
Number of IU Sampling Days	N/A	0	1	1
Number of Parameter Violations	N/A	0	0	0
Number of Inspection Violations	N/A	0	0	0
Number of Reporting Violations	N/A	1	1	0
Number of Permit Cond. Violations	N/A	0	0	0
Compliance Status	N/A	I	I	C
Evaluated as of:	06/08/2021	09/10/2021	01/18/2022	02/11/2022

COMPLIANCE CODES: C = Compliance I = Inconsistent Compliance S = Significant Noncompliance
If company is in I or S, then the following table applies:

Quarter	Type of Violation	Date of Violation	Sample Composite or Grab	Limit Federal or City	Monitoring City or IU	Parameter	Value / Limit	Number of Measurements per Quarter
2 nd	Reporting	06/29/2021	N/A	N/A	N/A	Late SMR		
3 rd	Reporting	07/29/2021	N/A	N/A	N/A	Late SMR		
			1st Quarter (Jan 1 – Mar 31)	2nd Quarter (Apr 1 - Jun 30)	3rd Quarter (Jul 1 – Sep 30)	4th Quarter (Oct 1 - Dec 31)		
Enforcement Status			N/A	N	A	N		

Enforcement Status Codes

- | | | |
|---|--------------------------------------|---|
| A - Notice of Violation (NOV) | F - Assessment of Monetary Penalties | K - Published in Newspaper for Significant Non-Compliance (SNC) In Prior Reporting Year |
| B - Administrative Order (AO) | G - Restriction of Flow | L - Temporary Increase in IU Self-Monitoring (TISM) |
| C - Civil Action Filed | H - Permit Revocation | |
| D - Criminal Action Filed | I - Compliance Schedule Issued | |
| E - Pretreatment Settlement Agreement (PSA) | J - Disconnection from Sewer | N- No Enforcement Action |

ENFORCEMENT SUMMARY AND COMMENTS

Company Name: Metal Finishing Solutions, Inc.

Process Flow: 7,393 GPD (Average)

General Information and type of wastewater treatment	<p>Metal Finishing Solutions, Inc. (MFS) is a plating and finishing services provider that began operations in 2012 in Santa Clara, CA to support Silicon Valley manufacturing. MFS expanded their automated production lines to Phoenix, AZ in April 2021 to serve the electric vehicle industry.</p> <p>Pretreatment onsite consists of pH neutralization and metals filtration (cadmium and chromium) of wastewater produced from Conversion Coating Line(s) rinses, the alkaline cleaner bath, acid deoxidizer bath, and mist eliminator (air scrubber). Wastestreams that bypass pretreatment includes RO and CIX reject as well as sanitary and evaporative cooling.</p>
First Quarter	
Second Quarter	<p>The new Class A Wastewater Discharge Permit No. 2105-21495 (Permit) for Metal Finishing Solutions, Inc. was issued on 05/05/2021 with an effective date of 05/07/2021.</p>
Third Quarter	<p>On 08/18/2021, A Notice of Violation (NOV) was issued for a Late Reporting – Self-Monitoring Report (SMR) violation. The May and June 2021 SMRs were submitted 18 and 21 days late. The IU met all the requirements of the NOV.</p> <p>On 08/18/2021, A Notice of Concern (NOC) was issued for Late Reporting – Permit Requirements violation. The sampling schedule, SCP, TOMP, TTO sampling, cart/stand install for sampling events, and labeling of piping was required to be submitted to the City as required with Class A Wastewater Discharge Permit № 2105-21495 issued on 05/07/2021. The IU met all the requirements of the NOC.</p>
Fourth Quarter	<p>On 11/19/2021, A Review Meeting was conducted to discuss the multiple late reporting concerns.</p>

To be published for this year in newspaper for Significant Non-Compliance? Yes X No

Penalties this reporting Year: Assessed \$ 0.00 Collected \$ 0.00

CITY OF PHOENIX SIGNIFICANT INDUSTRIAL USER COMPLIANCE STATUS REPORT

NAME: Metco Metal Finishing, LLC.		REPORT PERIOD: 01/01/2021 through 12/31/2021		
SERVICE ADDRESS: 3508 East Corona Avenue Phoenix Arizona 85040-2842		MAILING ADDRESS: Same		
CATEGORICAL USER? Yes	40 CFR 433.17	LIMITS APPENDIX: E	BMR SUBMITTED: 06/17/2015	
TTO CERTIFICATION DATE SUBMITTED: 01/28/2022	PERMIT EFFECTIVE: 11/01/2020	PERMIT EXPIRES: 10/31/2025		
SAMPLING LOCATION VERIFIED ON: 05/21/2021	RCRA NOTICE: 06/28/2015			
SLUG CONTROL PLAN EVALUATION DATE: 05/21/2021	COMPLIANCE SAMPLING POINT No: 32746.01			
	1st Quarter (Jan 1 - Mar 31)	2nd Quarter (Apr 1 - Jun 30)	3rd Quarter (Jul 1 - Sep 30)	4th Quarter (Oct 1 - Dec 31)
Number of Inspections	0	1	0	0
Number of City Sampling Days	0	3	1	3
Number of IU Sampling Days	3	2	3	3
Number of Parameter Violations	0	0	0	0
Number of Inspection Violations	0	0	0	0
Number of Reporting Violations	0	0	0	0
Number of Permit Cond. Violations	0	0	0	0
Compliance Status	C	C	C	C
Evaluated as of:	04/28/2021	09/14/2021	11/30/2021	02/07/2022

COMPLIANCE CODES: C = Compliance I = Inconsistent Compliance S = Significant Noncompliance
 If company is in I or S, then the following table applies:

Quarter	Type of Violation	Date of Violation	Sample Composite or Grab	Limit Federal or City	Monitoring City or IU	Parameter	Value / Limit	Number of Measurements per Quarter
			1st Quarter (Jan 1 - Mar 31)	2nd Quarter (Apr 1 - Jun 30)	3rd Quarter (Jul 1 - Sep 30)	4th Quarter (Oct 1 - Dec 31)		
Enforcement Status			N	N	N	N		

Enforcement Status Codes

- | | | |
|--|--|--|
| A - Notice of Violation (NOV)
B - Administrative Order (AO)
C - Civil Action Filed
D - Criminal Action Filed
E - Pretreatment Settlement Agreement (PSA) | F - Assessment of Monetary Penalties
G - Restriction of Flow
H - Permit Revocation
I - Compliance Schedule Issued
J - Disconnection from Sewer | K - Published in Newspaper for Significant Non-Compliance (SNC) In Prior Reporting Year
L - Temporary Increase in IU Self-Monitoring (TISM)
N- No Enforcement Action |
|--|--|--|

ENFORCEMENT SUMMARY AND COMMENTS

Company Name: Metco Metal Finishing, LLC.
 Process Flow: 4,637 (GPD) Average

General Information and type of wastewater treatment	The facility performs caustic cleaning, aluminum anodizing, chromate conversion coating, electroless nickel plating and electroplating of copper, tin, and zinc. Pretreatment consists of stream segregation, metals precipitation, filtration and pH neutralization.
First Quarter	
Second Quarter	
Third Quarter	
Fourth Quarter	

To be published for this year in newspaper for Significant Non-Compliance? Yes No

Penalties this reporting Year: Assessed \$ 0.00 Collected \$ 0.00

**CITY OF PHOENIX
SIGNIFICANT INDUSTRIAL USER COMPLIANCE STATUS REPORT**

NAME: Mission Linen Supply, Inc.		REPORT PERIOD: 01/01/2021 through 12/31/2021		
SERVICE ADDRESS: 2652 South 16th Street Phoenix Arizona 85034-6704		MAILING ADDRESS: Same		
CATEGORICAL USER? No	40 CFR Local Limits	LIMITS APPENDIX: A	BMR SUBMITTED: 02/28/1990	
TTO CERTIFICATION DATE SUBMITTED: N/A		PERMIT EFFECTIVE: 06/01/2018	PERMIT EXPIRES: 05/31/2023	
SAMPLING LOCATION VERIFIED ON: 03/11/2021		RCRA NOTICE: 02/28/1990		
SLUG CONTROL PLAN EVALUATION DATE: 03/11/2021		COMPLIANCE SAMPLING POINT No: 1780.01		
	1st Quarter (Jan 1 - Mar 31)	2nd Quarter (Apr 1 - Jun 30)	3rd Quarter (Jul 1 - Sep 30)	4th Quarter (Oct 1 - Dec 31)
Number of Inspections	1	0	0	0
Number of City Sampling Days	4	4	4	0
Number of IU Sampling Days	3	3	3	4
Number of Parameter Violations	0	0	0	0
Number of Inspection Violations	0	0	0	0
Number of Reporting Violations	0	0	1	0
Number of Permit Cond. Violations	0	0	0	0
Compliance Status	C	C	I	C
Evaluated as of:	04/23/2021	07/26/2021	10/28/2021	01/28/2022

COMPLIANCE CODES: C = Compliance I = Inconsistent Compliance S = Significant Noncompliance
If company is in I or S, then the following table applies:

Quarter	Type of Violation	Date of Violation	Sample Composite or Grab	Limit Federal or City	Monitoring City or IU	Parameter	Value / Limit	Number of Measurements per Quarter
3 rd	Reporting SMR	08/29/2021	N/A	N/A	N/A			
			1st Quarter (Jan 1 - Mar 31)	2nd Quarter (Apr 1 - Jun 30)	3rd Quarter (Jul 1 - Sep 30)	4th Quarter (Oct 1 - Dec 31)		
Enforcement Status			N	N	A	N		

Enforcement Status Codes

- | | | |
|---|--------------------------------------|---|
| A - Notice of Violation (NOV) | F - Assessment of Monetary Penalties | K - Published in Newspaper for Significant Non-Compliance (SNC) In Prior Reporting Year |
| B - Administrative Order (AO) | G - Restriction of Flow | L - Temporary Increase in IU Self-Monitoring (TISM) |
| C - Civil Action Filed | H - Permit Revocation | |
| D - Criminal Action Filed | I - Compliance Schedule Issued | |
| E - Pretreatment Settlement Agreement (PSA) | J - Disconnection from Sewer | N- No Enforcement Action |

ENFORCEMENT SUMMARY AND COMMENTS

Company Name: Mission Linen Supply, Inc.

Process Flow: 161,803 (GPD) Average

General Information and type of wastewater treatment	<p>The facility is a commercial laundry. The facility launders uniforms, linens, and various textiles.</p> <p>Wastewater pretreatment consists of hydroxide precipitation, filtration, oil floatation, and pH neutralization.</p>
First Quarter	
Second Quarter	
Third Quarter	<p>On 09/24/2021, an NOV was issued for submitting a late self-monitoring (SMR) report which was due on 08/28/2021. The SMR was received on 08/30/2021; 2 days late. All requirements of the NOV were met.</p>
Fourth Quarter	

To be published for this year in newspaper for Significant Non-Compliance? Yes No

Penalties this reporting Year: Assessed \$ 0.00 Collected \$ 0.00

ENFORCEMENT SUMMARY AND COMMENTS

Company Name: Mistras Inspection Services, Inc.

Process Flow: 8,758 (GPD) Average

General Information and type of wastewater treatment	
This facility conducts chromate conversion coating, chromic and nitric acid passivation, anodizing, chemical etching, dye penetrant testing, masking, and X-ray testing. Pretreatment consists of stream segregation, hydroxide precipitation, sedimentation, filtration, and pH neutralization.	
First Quarter	
Second Quarter	
Third Quarter	
Fourth Quarter	

To be published for this year in newspaper for Significant Non-Compliance? Yes X No

Penalties this reporting Year: Assessed \$ 0.00 Collected \$ 0.00

ENFORCEMENT SUMMARY AND COMMENTS

Company Name: Modern Industries, Inc.

Process Flow: 17,784 GPD (Average)

General Information and type of wastewater treatment	<p>Modern Industries performs electropolishing and cleaning of stainless-steel parts for the semiconductor industry and anodization, aluminum oxide conversion coating, and electro polish of aluminum aerospace parts. Pretreatment consists of precipitation, settling, dewatering, filtration, and pH adjustment.</p>
First Quarter	
Second Quarter	
Third Quarter	
Fourth Quarter	

To be published for this year in newspaper for Significant Non-Compliance? Yes X No

Penalties this reporting Year: Assessed \$ 0.00 Collected \$ 0.00

CITY OF PHOENIX SIGNIFICANT INDUSTRIAL USER COMPLIANCE STATUS REPORT

NAME: MPP Group of Companies		REPORT PERIOD: 01/01/2021 through 12/31/2021		
SERVICE ADDRESS: 230 South 49th Avenue Phoenix Arizona 85043-3905		MAILING ADDRESS: Same		
CATEGORICAL USER? Yes	40 CFR 433.17	LIMITS APPENDIX: V	BMR SUBMITTED: 04/08/1996	
TTO CERTIFICATION DATE SUBMITTED: 01/28/2022		PERMIT EFFECTIVE: 01/01/2018	PERMIT EXPIRES: 12/31/2022	
SAMPLING LOCATION VERIFIED ON: 06/22/2021		RCRA NOTICE: 05/01/1996		
SLUG CONTROL PLAN EVALUATION DATE: 06/22/2021		COMPLIANCE SAMPLING POINT No: 5335.01		
	1st Quarter (Jan 1 - Mar 31)	2nd Quarter (Apr 1 - Jun 30)	3rd Quarter (Jul 1 - Sep 30)	4th Quarter (Oct 1 - Dec 31)
Number of Inspections	0	1	0	0
Number of City Sampling Days	4	0	3	1
Number of IU Sampling Days	1	1	1	1
Number of Parameter Violations	0	0	0	0
Number of Inspection Violations	0	0	0	0
Number of Reporting Violations	0	0	0	0
Number of Permit Cond. Violations	0	0	0	0
Compliance Status	C	C	C	C
Evaluated as of:	04/13/2021	07/27/2021	10/26/2021	01/28/2022

COMPLIANCE CODES: C = Compliance I = Inconsistent Compliance S = Significant Noncompliance
 If company is in I or S, then the following table applies:

Quarter	Type of Violation	Date of Violation	Sample Composite or Grab	Limit Federal or City	Monitoring City or IU	Parameter	Value / Limit	Number of Measurements per Quarter
			1st Quarter (Jan 1 - Mar 31)	2nd Quarter (Apr 1 - Jun 30)		3rd Quarter (Jul 1 - Sep 30)		4th Quarter (Oct 1 - Dec 31)
Enforcement Status			N	N		N		N

Enforcement Status Codes

A - Notice of Violation (NOV)	F - Assessment of Monetary Penalties	K - Published in Newspaper for Significant
B - Administrative Order (AO)	G - Restriction of Flow	Non-Compliance (SNC) In Prior Reporting Year
C - Civil Action Filed	H - Permit Revocation	L - Temporary Increase in IU Self-Monitoring (TISM)
D - Criminal Action Filed	I - Compliance Schedule Issued	
E - Pretreatment Settlement Agreement (PSA)	J - Disconnection from Sewer	N- No Enforcement Action

ENFORCEMENT SUMMARY AND COMMENTS

Company Name: MPP Group of Companies

Process Flow: 25,717 (GPD) Average

General Information and type of wastewater treatment	<p>This facility performs anodizing, dyeing, and nickel seal on aluminum parts. The wastewater treatment consists of pH neutralization, collection tanks, clarifier, filter press and an interceptor.</p>
First Quarter	
Second Quarter	
Third Quarter	
Fourth Quarter	

To be published for this year in newspaper for Significant Non-Compliance? Yes No

Penalties this reporting Year: Assessed \$ 0.00 Collected \$ 0.00

**CITY OF PHOENIX
SIGNIFICANT INDUSTRIAL USER COMPLIANCE STATUS REPORT**

NAME: Niagara Bottling, LLC				REPORT PERIOD: 01/01/2021 through 12/31/2021			
SERVICE ADDRESS: 275 South 67th Avenue Phoenix, Arizona 85043-3427				MAILING ADDRESS: 2560 East Philadelphia Street Ontario California 91761-7768			
CATEGORICAL USER? No		40 CFR Local Limits		LIMITS APPENDIX: A		BMR SUBMITTED: 08/17/2010	
TTO CERTIFICATION DATE SUBMITTED: N/A				PERMIT EFFECTIVE: 05/01/2020		PERMIT EXPIRES: 04/30/2025	
SAMPLING LOCATION VERIFIED ON: 02/12/2021				RCRA NOTICE: 12/15/2010			
SLUG CONTROL PLAN EVALUATION DATE: 06/09/2021				COMPLIANCE SAMPLING POINT No: 27191.02			
	1st Quarter (Jan 1 - Mar 31)		2nd Quarter (Apr 1 - Jun 30)		3rd Quarter (Jul 1 - Sep 30)		4th Quarter (Oct 1 - Dec 31)
Number of Inspections	1		0		0		0
Number of City Sampling Days	4		4		3		2
Number of IU Sampling Days	1		1		1		1
Number of Parameter Violations	0		0		0		0
Number of Inspection Violations	0		0		0		0
Number of Reporting Violations	0		0		0		0
Number of Permit Cond. Violations	0		0		0		0
Compliance Status	C		C		C		C
Evaluated as of:	04/16/2021		07/12/2021		10/14/2021		01/17/2022

COMPLIANCE CODES: C = Compliance I = Inconsistent Compliance S = Significant Noncompliance
If company is in I or S, then the following table applies:

Quarter	Type of Violation	Date of Violation	Sample Composite or Grab	Limit Federal or City	Monitoring City or IU	Parameter	Value / Limit	Number of Measurements per Quarter
Enforcement Status			1st Quarter (Jan 1 – Mar 31)	2nd Quarter (Apr 1 - Jun 30)	3rd Quarter (Jul 1 – Sep 30)	4th Quarter (Oct 1 - Dec 31)		
Enforcement Status			N	N	N	N		

Enforcement Status Codes

- A - Notice of Violation (NOV)
- B - Administrative Order (AO)
- C - Civil Action Filed
- D - Criminal Action Filed
- E - Pretreatment Settlement Agreement (PSA)
- F - Assessment of Monetary Penalties
- G - Restriction of Flow
- H - Permit Revocation
- I - Compliance Schedule Issued
- J - Disconnection from Sewer
- K - Published in Newspaper for Significant Non-Compliance (SNC) In Prior Reporting Year
- L - Temporary Increase in IU Self-Monitoring (TISM)
- N- No Enforcement Action

ENFORCEMENT SUMMARY AND COMMENTS

Company Name: Niagara Bottling, LLC

Process Flow: 199,843 GPD (Average)

General Information and type of wastewater treatment	
This facility manufactures bottled drinking water using microfiltration, granulated activated carbon, reverse osmosis and mineral addition. Wastewater treatment consists of pH neutralization.	
First Quarter	
Second Quarter	
Third Quarter	
Fourth Quarter	

To be published for this year in newspaper for Significant Non-Compliance? Yes **X** No

Penalties this reporting Year: Assessed **\$ 0.00** Collected **\$ 0.00**

**CITY OF PHOENIX
SIGNIFICANT INDUSTRIAL USER COMPLIANCE STATUS REPORT**

NAME: NXP USA, Inc. - 52nd ST Superfund Site - OU 1		REPORT PERIOD: 01/01/2021 through 12/31/2021		
SERVICE ADDRESS: 5005 East McDowell Road Phoenix, Arizona 85009-4229		MAILING ADDRESS: 1300 North Alma School Road Mail Drop CH290/AZ50 Chandler, Arizona 85224-2939		
CATEGORICAL USER?	No	40 CFR	Local Limits	LIMITS APPENDIX: A
BMR SUBMITTED: 10/05/2009				
TTO CERTIFICATION DATE SUBMITTED:	N/A	PERMIT EFFECTIVE: 07/06/2020		PERMIT EXPIRES: 05/31/2025
SAMPLING LOCATION VERIFIED ON: 07/20/2021		RCRA NOTICE 02/02/2011		
SLUG CONTROL PLAN EVALUATION DATE: 07/20/2021		COMPLIANCE SAMPLING POINT No: 23176.01		
	1st Quarter (Jan 1 - Mar 31)	2nd Quarter (Apr 1 - Jun 30)	3rd Quarter (Jul 1 - Sep 30)	4th Quarter (Oct 1 - Dec 31)
Number of Inspections	0	0	1	0
Number of City Sampling Days	5	0	0	0
Number of IU Sampling Days	1	0	0	0
Number of Parameter Violations	0	0	0	0
Number of Inspection Violations	0	0	0	0
Number of Reporting Violations	0	0	0	0
Number of Permit Cond. Violations	0	0	0	0
Compliance Status	C	C	C	C
Evaluated as of:	04/20/2021	07/19/2021	10/21/2021	01/19/2022

COMPLIANCE CODES: C = Compliance I = Inconsistent Compliance S = Significant Noncompliance
If company is in I or S, then the following table applies:

Quarter	Type of Violation	Date of Violation	Sample Composite or Grab	Limit Federal or City	Monitoring City or IU	Parameter	Value / Limit	Number of Measurements per Quarter
			1st Quarter (Jan 1 – Mar 31)	2nd Quarter (Apr 1 - Jun 30)	3rd Quarter (Jul 1 – Sep 30)	4th Quarter (Oct 1 - Dec 31)		
Enforcement Status			N	N	N	N		

Enforcement Status Codes

- | | | |
|---|--------------------------------------|---|
| A - Notice of Violation (NOV) | F - Assessment of Monetary Penalties | K - Published in Newspaper for Significant Non-Compliance (SNC) In Prior Reporting Year |
| B - Administrative Order (AO) | G - Restriction of Flow | L - Temporary Increase in IU Self-Monitoring (TISM) |
| C - Civil Action Filed | H - Permit Revocation | |
| D - Criminal Action Filed | I - Compliance Schedule Issued | |
| E - Pretreatment Settlement Agreement (PSA) | J - Disconnection from Sewer | N- No Enforcement Action |

ENFORCEMENT SUMMARY AND COMMENTS

Company Name: NXP USA, Inc. - 52nd ST Superfund Site - OU 1

Process Flow: 221,052 (GPD) Average

General Information and type of wastewater treatment	<p>NXP USA, Inc. - 52nd Street Superfund Site Operable Unit 1 (OU-1) is a groundwater remediation site. The groundwater is treated by two volatile organic compound air strippers, then run through four liquid phase granular activated carbon (GAC) filters before being discharged. This facility completed construction of a new discharge pipeline to the SRP Old Cross Cut Canal in 2016. This pipeline is used as the primary discharge option for the treated water from the integrated groundwater treatment plant. During the times that SRP will not allow discharge to the canal, the facility will discharge the treated groundwater to the City of Phoenix Sewer system.</p>
First Quarter	
Second Quarter	
Third Quarter	
Fourth Quarter	

To be published for this year in newspaper for Significant Non-Compliance? Yes **X** No

Penalties this reporting Year: Assessed **\$ 0.00** Collected **\$ 0.00**

**CITY OF PHOENIX
SIGNIFICANT INDUSTRIAL USER COMPLIANCE STATUS REPORT**

NAME: Phoenix Children's Hospital			REPORT PERIOD: 01/01/2021 through 12/31/2021	
SERVICE ADDRESS: 1919 East Thomas Road Phoenix, Arizona 85016		MAILING ADDRESS: Same		
CATEGORICAL USER? No	40 CFR Local Limits	LIMITS APPENDIX: A	BMR SUBMITTED: 08/28/2002	
TTO CERTIFICATION DATE SUBMITTED: N/A		PERMIT EFFECTIVE: 08/01/2018	PERMIT EXPIRES: 06/30/2022	
SAMPLING LOCATION VERIFIED ON: 11/30/2021		RCRA NOTICE: 02/28/1996		
SLUG CONTROL PLAN EVALUATION DATE: 11/30/2021		COMPLIANCE SAMPLING POINT No: 21169.02, 21169.03, 21169.04, 21169.05		
	1st Quarter (Jan 1 - Mar 31)	2nd Quarter (Apr 1 - Jun 30)	3rd Quarter (Jul 1 - Sep 30)	4th Quarter (Oct 1 - Dec 31)
Number of Inspections	0	0	0	1
Number of City Sampling Days	7	1	5	0
Number of IU Sampling Days	2	1	1	1
Number of Parameter Violations	0	0	0	0
Number of Inspection Violations	0	0	0	0
Number of Reporting Violations	0	0	0	0
Number of Permit Cond. Violations	0	0	0	0
Compliance Status	C	C	C	C
Evaluated as of:	04/21/2021	07/15/2021	10/18/2021	01/21/2022

COMPLIANCE CODES: C = Compliance I = Inconsistent Compliance S = Significant Noncompliance
If company is in I or S, then the following table applies:

Quarter	Type of Violation	Date of Violation	Sample Composite or Grab	Limit Federal or City	Monitoring City or IU	Parameter	Value / Limit	Number of Measurements per Quarter

Enforcement Status	1st Quarter (Jan 1 – Mar 31)	2nd Quarter (Apr 1 - Jun 30)	3rd Quarter (Jul 1 – Sep 30)	4th Quarter (Oct 1 - Dec 31)
	N	N	N	N

Enforcement Status Codes

- | | | |
|---|--------------------------------------|---|
| A - Notice of Violation (NOV) | F - Assessment of Monetary Penalties | K - Published in Newspaper for Significant Non-Compliance (SNC) In Prior Reporting Year |
| B - Administrative Order (AO) | G - Restriction of Flow | L - Temporary Increase in IU Self-Monitoring (TISM) |
| C - Civil Action Filed | H - Permit Revocation | |
| D - Criminal Action Filed | I - Compliance Schedule Issued | |
| E - Pretreatment Settlement Agreement (PSA) | J - Disconnection from Sewer | N - No Enforcement Action |

ENFORCEMENT SUMMARY AND COMMENTS

Company Name: Phoenix Children's Hospital

Process Flow: 161,773 GPD (Average)

General Information and type of wastewater treatment	<p>This facility is a 360 bed full service hospital specializing in complete care for children to include medical and surgical operations. The wastewater pretreatment consists of two three stage interceptors which collect hospital cafeteria food wastes. There is a sand/oil interceptor for the helipad. Regulated biohazard wastes are contained and shipped off-site for disposal.</p>
First Quarter	<p>.</p>
Second Quarter	
Third Quarter	
Fourth Quarter	

To be published for this year in newspaper for Significant Non-Compliance? Yes X No

Penalties this reporting Year: Assessed \$ 0.00 Collected \$ 0.00

**CITY OF PHOENIX
SIGNIFICANT INDUSTRIAL USER COMPLIANCE STATUS REPORT**

NAME: Phoenix Indian Medical Center		REPORT PERIOD: 01/01/2021 through 12/31/2021		
SERVICE ADDRESS: 4212 North 16th Street Phoenix, Arizona 85016-5319		MAILING ADDRESS: Same		
CATEGORICAL USER?	No	40 CFR	Local Limits	LIMITS APPENDIX: A
TTO CERTIFICATION DATE SUBMITTED: N/A		PERMIT EFFECTIVE: 05/01/2021		PERMIT EXPIRES: 04/30/2026
SAMPLING LOCATION VERIFIED ON: 11/30/2021		RCRA NOTICE: 12/28/1990		
SLUG CONTROL PLAN EVALUATION DATE: 11/30/2021		COMPLIANCE SAMPLING POINT No: 2600.02		
	1st Quarter (Jan 1 - Mar 31)	2nd Quarter (Apr 1 - Jun 30)	3rd Quarter (Jul 1 - Sep 30)	4th Quarter (Oct 1 - Dec 31)
Number of Inspections	0	0	0	1
Number of City Sampling Days	0	3	0	3
Number of IU Sampling Days	1	2	1	1
Number of Parameter Violations	0	0	0	0
Number of Inspection Violations	0	0	0	0
Number of Reporting Violations	0	0	0	0
Number of Permit Cond. Violations	0	0	0	0
Compliance Status	C	C	C	C
Evaluated as of:	04/28/2021	07/28/2021	10/28/2021	01/20/2022

COMPLIANCE CODES: C = Compliance I = Inconsistent Compliance S = Significant Noncompliance
If company is in I or S, then the following table applies:

Quarter	Type of Violation	Date of Violation	Sample Composite or Grab	Limit Federal or City	Monitoring City or IU	Parameter	Value / Limit	Number of Measurements per Quarter
			1st Quarter (Jan 1 - Mar 31)	2nd Quarter (Apr 1 - Jun 30)	3rd Quarter (Jul 1 - Sep 30)			4th Quarter (Oct 1 - Dec 31)
Enforcement Status			N	N	N			N

Enforcement Status Codes

- | | | |
|---|--------------------------------------|---|
| A - Notice of Violation (NOV) | F - Assessment of Monetary Penalties | K - Published in Newspaper for Significant Non-Compliance (SNC) In Prior Reporting Year |
| B - Administrative Order (AO) | G - Restriction of Flow | L - Temporary Increase in IU Self-Monitoring (TISM) |
| C - Civil Action Filed | H - Permit Revocation | N- No Enforcement Action |
| D - Criminal Action Filed | I - Compliance Schedule Issued | |
| E - Pretreatment Settlement Agreement (PSA) | J - Disconnection from Sewer | |

ENFORCEMENT SUMMARY AND COMMENTS

Company Name: Phoenix Indian Medical Center
 Process Flow: 189,543 (GPD) Average

General Information and type of wastewater treatment	This facility is a full service hospital with medical, dental, and surgical operations. Wastewater treatment consists of solids and amalgam separation as well as fats, oils and grease treatment via interceptor.
First Quarter	
Second Quarter	The renewed Class A Wastewater Discharge Permit № 2105-2600 was issued on 04/22/2021, the permit replaces all previously issued Permits and became effective on 05/01/2021 and expires on 04/30/2026.
Third Quarter	
Fourth Quarter	

To be published for this year in newspaper for Significant Non-Compliance? Yes **X** No
 Penalties this reporting Year: Assessed **\$ 0.00** Collected **\$ 0.00**

CITY OF PHOENIX
SIGNIFICANT INDUSTRIAL USER COMPLIANCE STATUS REPORT

NAME: Phoenix Manufacturing, Inc.		REPORT PERIOD: 01/01/2021 through 12/31/2021		
SERVICE 3655 East Roeser Road ADDRESS: Phoenix Arizona 85040-3968		MAILING ADDRESS: Same		
CATEGORICAL USER? Yes	40 CFR 433.15	LIMITS APPENDIX: D	BMR SUBMITTED: 09/26/1983	
TTO CERTIFICATION DATE SUBMITTED: 01/26/2021	PERMIT EFFECTIVE: 12/01/2021	PERMIT EXPIRES: 11/30/2026		
SAMPLING LOCATION VERIFIED ON: 05/18/2021	RCRA NOTICE: 02/28/1990			
SLUG CONTROL PLAN EVALUATION DATE: 05/18/2021	COMPLIANCE SAMPLING POINT No: 1930.02			
	1st Quarter (Jan 1 - Mar 31)	2nd Quarter (Apr 1 - Jun 30)	3rd Quarter (Jul 1 - Sep 30)	4th Quarter (Oct 1 - Dec 31)
Number of Inspections	0	1	0	0
Number of City Sampling Days	0	3	0	3
Number of IU Sampling Days	3	3	3	3
Number of Parameter Violations	0	0	0	0
Number of Inspection Violations	0	0	0	0
Number of Reporting Violations	0	0	0	0
Number of Permit Cond. Violations	0	0	0	0
Compliance Status	C	C	C	C
Evaluated as of:	05/10/2021	09/14/2021	01/14/2022	02/10/2022

COMPLIANCE CODES: C = Compliance I = Inconsistent Compliance S = Significant Noncompliance
If company is in I or S, then the following table applies:

Quarter	Type of Violation	Date of Violation	Sample Composite or Grab	Limit Federal or City	Monitoring City or IU	Parameter	Value / Limit	Number of Measurements per Quarter
			1st Quarter (Jan 1 - Mar 31)	2nd Quarter (Apr 1 - Jun 30)	3rd Quarter (Jul 1 - Sep 30)	4th Quarter (Oct 1 - Dec 31)		
Enforcement Status			N	N	N	N		

Enforcement Status Codes

- | | | |
|---|--------------------------------------|---|
| A - Notice of Violation (NOV) | F - Assessment of Monetary Penalties | K - Published in Newspaper for Significant Non-Compliance (SNC) In Prior Reporting Year |
| B - Administrative Order (AO) | G - Restriction of Flow | L - Temporary Increase in IU Self-Monitoring (TISM) |
| C - Civil Action Filed | H - Permit Revocation | N- No Enforcement Action |
| D - Criminal Action Filed | I - Compliance Schedule Issued | |
| E - Pretreatment Settlement Agreement (PSA) | J - Disconnection from Sewer | |

ENFORCEMENT SUMMARY AND COMMENTS

Company Name: Phoenix Manufacturing, Inc.

Process Flow: 11,354 GPD (Average)

General Information and type of wastewater treatment

Phoenix Manufacturing, Inc. receives raw material in the form of rolls of sheet metal and manufactures evaporative coolers and electrical wiring boxes. The fabrication of the product consists in the rolls being cut, punched, and bent, to form components. The components are spot welded then put through a zinc phosphating process, powder coated, and assembled for shipment. The zinc phosphating process is regulated under 40 CFR 433.15.

The wastewater pretreatment consists of metal hydroxide precipitation and pH neutralization.

First Quarter

Second Quarter

Third Quarter

Fourth Quarter

To be published for this year in newspaper for Significant Non-Compliance? Yes X No

Penalties this reporting Year: Assessed \$ 0.00 Collected \$ 0.00

**CITY OF PHOENIX
SIGNIFICANT INDUSTRIAL USER COMPLIANCE STATUS REPORT**

NAME: PMA Photometals of Arizona, Inc. dba PMA Industries of Arizona, Inc.		REPORT PERIOD: 01/01/2021 through 12/31/2021		
SERVICE ADDRESS: 18008 North Black Canyon Highway Phoenix, Arizona 85053-1715		MAILING ADDRESS: Same		
CATEGORICAL USER? No	40 CFR 433.17	LIMITS APPENDIX: E	BMR SUBMITTED: 03/19/2020	
TTO CERTIFICATION DATE SUBMITTED: 01/13/2022	PERMIT EFFECTIVE: 05/01/2020		PERMIT EXPIRES: 04/30/2025	
SAMPLING LOCATION VERIFIED ON: 08/24/2021		RCRA NOTICE: 04/24/2020		
SLUG CONTROL PLAN EVALUATION DATE: 08/24/2021		COMPLIANCE SAMPLING POINT No: 46927.01, 46927.02		
	1st Quarter (Jan 1 - Mar 31)	2nd Quarter (Apr 1 - Jun 30)	3rd Quarter (Jul 1 - Sep 30)	4th Quarter (Oct 1 - Dec 31)
Number of Inspections	0	0	1	0
Number of City Sampling Days	0	1	1	0
Number of IU Sampling Days	3	10	6	7
Number of Parameter Violations	0	2	2	0
Number of Inspection Violations	0	0	0	0
Number of Reporting Violations	0	0	0	0
Number of Permit Cond. Violations	0	0	0	0
Compliance Status	C	I	I	C
Evaluated as of:	04/24/2021	09/15/2021	01/14/2022	02/10/2022

COMPLIANCE CODES: C = Compliance I = Inconsistent Compliance S = Significant Noncompliance
If company is in I or S, then the following table applies:

Quarter	Type of Violation	Date of Violation	Sample Composite or Grab	Limit Federal or City	Monitoring City or IU	Parameter	Value / Limit	Number of Measurements per Quarter
2 nd	Parameter	04/13/2021	Composite	City	IU	Silver (D)	1.1/0.43 mg/L	8
2 nd	Parameter	04/31/2021	Composite	City	IU	Silver (MAV)	1.1/0.24 mg/L	3
3 rd	Parameter	08/25/2021	Composite	City	IU	Silver (D)	0.46/0.43 mg/L	6
3 rd	Parameter	08/31/2021	Composite	City	IU	Silver (MAV)	0.28/0.24 mg/L	3
			1st Quarter (Jan 1 – Mar 31)	2nd Quarter (Apr 1 - Jun 30)	3rd Quarter (Jul 1 – Sep 30)	4th Quarter (Oct 1 - Dec 31)		
Enforcement Status			A	A, L	A, L	N		

Enforcement Status Codes

- | | | |
|---|--------------------------------------|---|
| A - Notice of Violation (NOV) | F - Assessment of Monetary Penalties | K - Published in Newspaper for Significant Non-Compliance (SNC) In Prior Reporting Year |
| B - Administrative Order (AO) | G - Restriction of Flow | L - Temporary Increase in IU Self-Monitoring (TISM) |
| C - Civil Action Filed | H - Permit Revocation | N - No Enforcement Action |
| D - Criminal Action Filed | I - Compliance Schedule Issued | |
| E - Pretreatment Settlement Agreement (PSA) | J - Disconnection from Sewer | |

ENFORCEMENT SUMMARY AND COMMENTS

Company Name: PMA Photometals of Arizona, Inc. dba PMA Industries of Arizona, Inc.
 Process Flow: 2,433 GPD (Average)

General Information and type of wastewater treatment	<p>PMA Photometals of Arizona, Inc. dba PMA Industries of Arizona, Inc. (PMA) is a manufacturer of photosensitive anodized aluminum, etched metal, screen printed and vinyl products and parts. Regulated manufacturing processes performed onsite include: pumice scrub, panel polishing, developing, etching, stripping, and photo/graphics. Chemical etching performed involves commercial etching and coating of images onto metal through use of iron, sodium chlorate and hydrochloric acid (metal finishing operation under 40 CFR 433). Electrophoretic deposition is the final stage (painting process).</p> <p>Wastewater treatment consists of two systems, WWT System 1 and 2. WWT System 1 receives etching, polishing and developer rinses primarily. Wastewater is collected in a holding and equalization tank, then is treated further in the reactor and neutralizer tanks, flocculator tank, clarifier, final discharge tank, and two filter presses. This wastestream can be reclaimed and recycled using RO treatment. WWT System 2 receives stripper rinses and concentrated developer wastewater. Wastewater is collected and processed in the primary and secondary Developer Treatment Tanks and associated filter press.</p>
First Quarter	<p>On 02/19/2021 an NOV was issued for IU failure to sample Copper, Nickel, Silver, and Zinc for the month of December 2020 as well as BOD, Cadmium, chromium, Cyanide, Lead, Mercury, Molybdenum, Selenium, and TSS for the 4th quarter of 2020. All requirements of the NOV were met.</p>
Second Quarter	<p>On 04/30/2021 the IU became aware of and reported a silver exceedance that occurred on 04/13/2021. A NOV for Effluent Limits (Self-Monitoring), 30-day Resample and TISM were issued on 05/12/2021. All requirements of the NOV were met.</p>
Third Quarter	<p>On 09/09/2021 the IU became aware of and reported a silver exceedance that occurred on 08/25/2021. A NOV for Effluent Limits (Self-Monitoring), 30-day Resample and TISM were issued on 09/29/2021. All requirements of the NOV were met.</p>
Fourth Quarter	

To be published for this year in newspaper for Significant Non-Compliance? Yes X No
 Penalties this reporting Year: Assessed \$ 0.00 Collected \$ 0.00

**CITY OF PHOENIX
SIGNIFICANT INDUSTRIAL USER COMPLIANCE STATUS REPORT**

NAME: Prudential Overall Supply		REPORT PERIOD: 01/01/2021 through 12/31/2021		
SERVICE ADDRESS: 5102 West Roosevelt Street Phoenix, Arizona 85043-2716		MAILING ADDRESS: Same		
CATEGORICAL USER? No	40 CFR: Local Limits	LIMITS APPENDIX: A	BMR SUBMITTED: 02/28/1990	
TTO CERTIFICATION DATE SUBMITTED: N/A	PERMIT EFFECTIVE: 06/01/2018		PERMIT EXPIRES: 05/31/2023	
SAMPLING LOCATION VERIFIED ON: 04/20/2021		RCRA NOTICE: 02/28/1990		
SLUG CONTROL PLAN EVALUATION DATE: 04/20/2021		COMPLIANCE SAMPLING POINT No: 1960.02		
	1st Quarter (Jan 1 - Mar 31)	2nd Quarter (Apr 1 - Jun 30)	3rd Quarter (Jul 1 - Sep 30)	4th Quarter (Oct 1 - Dec 31)
Number of Inspections	0	1	0	0
Number of City Sampling Days	0	4	0	3
Number of IU Sampling Days	1	1	1	1
Number of Parameter Violations	0	0	0	0
Number of Inspection Violations	0	0	0	0
Number of Reporting Violations	0	0	0	0
Number of Permit Cond. Violations	0	0	0	0
Compliance Status	C	C	C	C
Evaluated as of:	05/10/2021	09/15/2021	01/14/2022	02/11/2022

COMPLIANCE CODES: C = Compliance I = Inconsistent Compliance S = Significant Noncompliance
If company is in I or S, then the following table applies:

Quarter	Type of Violation	Date of Violation	Sample Composite or Grab	Limit Federal or City	Monitoring City or IU	Parameter	Value / Limit	Number of Measurements per Quarter
			1st Quarter (Jan 1 – Mar 31)	2nd Quarter (Apr 1 - Jun 30)	3rd Quarter (Jul 1 – Sep 30)	4th Quarter (Oct 1 - Dec 31)		
Enforcement Status			N	N	N	N		

Enforcement Status Codes

A - Notice of Violation (NOV)	F - Assessment of Monetary Penalties	K - Published in Newspaper for Significant Non-Compliance (SNC) In Prior Reporting Year
B - Administrative Order (AO)	G - Restriction of Flow	L - Temporary Increase in IU Self-Monitoring (TISM)
C - Civil Action Filed	H - Permit Revocation	
D - Criminal Action Filed	I - Compliance Schedule Issued	
E - Pretreatment Settlement Agreement (PSA)	J - Disconnection from Sewer	N– No Enforcement Action

ENFORCEMENT SUMMARY AND COMMENTS

Company Name: Prudential Overall Supply

Process Flow: 39,097 (GPD) Average

General Information and type of wastewater treatment	<p>The facility is an industrial laundry and launders a variety of articles including shop towels, bar mops, napkins, grill pads, floor mats and industrial uniforms. The wastewater treatment consists of filtration, hydroxide precipitation, flocculation, sedimentation, and pH neutralization.</p>
First Quarter	
Second Quarter	
Third Quarter	
Fourth Quarter	

To be published for this year in newspaper for Significant Non-Compliance? Yes No

Penalties this reporting Year: Assessed \$ 0.00 Collected \$ 0.00

**CITY OF PHOENIX
SIGNIFICANT INDUSTRIAL USER COMPLIANCE STATUS REPORT**

NAME: Quantum Global Technologies, LLC				REPORT PERIOD: 01/01/2021 through 12/31/2021				
SERVICE ADDRESS: 2101 West Roosevelt Street Phoenix Arizona 85009-3702				MAILING ADDRESS: 3925 East Watkins Street, Suite 100 Phoenix, Arizona 85034-7208				
CATEGORICAL USER? Yes		40 CFR 433.17		LIMITS APPENDIX: E		BMR SUBMITTED: 01/27/2006		
TTO CERTIFICATION DATE SUBMITTED: 01/13/2022				PERMIT EFFECTIVE: 04/01/2021		PERMIT EXPIRES: 03/31/2026		
SAMPLING LOCATION VERIFIED ON: 10/21/2021				RCRA NOTICE: 10/05/2005				
SLUG CONTROL PLAN EVALUATION DATE: 10/21/2021				COMPLIANCE SAMPLING POINT No: 23398.01				
	1st Quarter (Jan 1 - Mar 31)		2nd Quarter (Apr 1 - Jun 30)		3rd Quarter (Jul 1 - Sep 30)		4th Quarter (Oct 1 - Dec 31)	
Number of Inspections	0		0		0		1	
Number of City Sampling Days	1		0		0		1	
Number of IU Sampling Days	7		2		1		6	
Number of Parameter Violations	0		0		0		2	
Number of Inspection Violations	0		0		0		0	
Number of Reporting Violations	0		0		0		0	
Number of Permit Cond. Violations	0		0		0		0	
Compliance Status	C		C		C		I	
Evaluated as of:	08/24/2021		09/10/2021		01/21/2022		02/08/2022	

COMPLIANCE CODES: C = Compliance I = Inconsistent Compliance S = Significant Noncompliance
If company is in I or S, then the following table applies:

Quarter	Type of Violation	Date of Violation	Sample Composite or Grab	Limit Federal or City	Monitoring City or IU	Parameter	Value / Limit	Number of Measurements per Quarter
4 th	Parameter	10/06/2021	Composite	Federal	City	Chromium (Daily)	3.02/2.77 mg/L	1
4 th	Parameter	10/31/2021	Composite	Federal	City	Chromium (MAV)	3.02/1.71 mg/L	1
			1st Quarter (Jan 1 - Mar 31)	2nd Quarter (Apr 1 - Jun 30)	3rd Quarter (Jul 1 - Sep 30)	4th Quarter (Oct 1 - Dec 31)		
Enforcement Status			N	N	E, F	A, L		

Enforcement Status Codes

- | | | |
|---|--------------------------------------|---|
| A - Notice of Violation (NOV) | F - Assessment of Monetary Penalties | K - Published in Newspaper for Significant Non-Compliance (SNC) In Prior Reporting Year |
| B - Administrative Order (AO) | G - Restriction of Flow | L - Temporary Increase in IU Self-Monitoring (TISM) |
| C - Civil Action Filed | H - Permit Revocation | N- No Enforcement Action |
| D - Criminal Action Filed | I - Compliance Schedule Issued | |
| E - Pretreatment Settlement Agreement (PSA) | J - Disconnection from Sewer | |

ENFORCEMENT SUMMARY AND COMMENTS

Company Name: Quantum Global Technologies, LLC

Process Flow: 472 (GPD) Average

General Information and type of wastewater treatment	<p>This facility performs semiconductor and aerospace equipment / parts cleaning using abrasive blasting and chemical cleaning consisting of acid and caustic solutions. Pretreatment consists of precipitation, settling, dewatering, filtration and pH adjustment.</p>
First Quarter	
Second Quarter	<p>On 04/08/2021 a Notice to Show Cause was issued as a result of two or more parameter violations occurring within a 90-day period. On 05/05/2021 a Show Cause Proceeding was held to discuss violations occurring during the enforcement period 09/01/2020 through 02/28/2021.</p>
Third Quarter	<p>A Pretreatment Settlement Agreement was reached on 07/14/2021 which included monetary penalties of \$7,570. Full monetary penalties have been collected during 2021.</p>
Fourth Quarter	<p>On 11/01/2021, the City became aware of violations of daily maximum and monthly average limits for chromium, which occurred during City sampling on 10/06/2021. An NOV, 30-Day Resample, and TISM were issued on 11/16/2021. All requirements of the NOV were met.</p>

To be published for this year in newspaper for Significant Non-Compliance? Yes No

Penalties this reporting Year: Assessed \$ 7,570.00 Collected \$ 7,570.00

**CITY OF PHOENIX
SIGNIFICANT INDUSTRIAL USER COMPLIANCE STATUS REPORT**

NAME: Quantum Global Technology, LLC dba Quantum Clean		REPORT PERIOD: 01/01/2021 through 12/31/2021		
SERVICE ADDRESS: 3925 East Watkins Street, Suite 100 Phoenix, Arizona 85034-7208		MAILING ADDRESS: Same		
CATEGORICAL USER? Yes	40 CFR 433.17	LIMITS APPENDIX: E	BMR SUBMITTED: 05/17/2000	
TTO CERTIFICATION DATE SUBMITTED: 01/11/2022	PERMIT EFFECTIVE: 08/01/2020	PERMIT EXPIRES: 07/31/2025		
SAMPLING LOCATION VERIFIED ON: 06/24/2021	RCRA NOTICE: 06/08/2011			
SLUG CONTROL PLAN EVALUATION DATE: 06/24/2021	COMPLIANCE SAMPLING POINT No: 27319.01			
	1st Quarter (Jan 1 - Mar 31)	2nd Quarter (Apr 1 - Jun 30)	3rd Quarter (Jul 1 - Sep 30)	4th Quarter (Oct 1 - Dec 31)
Number of Inspections	0	1	0	0
Number of City Sampling Days	0	3	5	0
Number of IU Sampling Days	4	2	6	2
Number of Parameter Violations	0	0	2	0
Number of Inspection Violations	0	0	0	0
Number of Reporting Violations	0	0	0	0
Number of Permit Cond. Violations	0	0	0	0
Compliance Status	C	C	I	C
Evaluated as of:	08/24/2021	09/10/2021	01/18/2022	02/08/2022

COMPLIANCE CODES: C = Compliance I = Inconsistent Compliance S = Significant Noncompliance
If company is in I or S, then the following table applies:

Quarter	Type of Violation	Date of Violation	Sample Composite or Grab	Limit Federal or City	Monitoring City or IU	Parameter	Value / Limit	Number of Measurements per Quarter
3 rd	Effluent	07/15/2021	Composite	City	IU	Copper (Daily)	3.1/1.5 mg/L	6
3 rd	Effluent	07/31/2021	Composite	City	IU	Copper (MAV)	3.1/2.07 mg/L	3
			1st Quarter (Jan 1 - Mar 31)	2nd Quarter (Apr 1 - Jun 30)	3rd Quarter (Jul 1 - Sep 30)	4th Quarter (Oct 1 - Dec 31)		
Enforcement Status			E, F, K	N	A, L	N		

Enforcement Status Codes

- | | | |
|---|--------------------------------------|---|
| A - Notice of Violation (NOV) | F - Assessment of Monetary Penalties | K - Published in Newspaper for Significant Non-Compliance (SNC) In Prior Reporting Year |
| B - Administrative Order (AO) | G - Restriction of Flow | L - Temporary Increase in IU Self-Monitoring (TISM) |
| C - Civil Action Filed | H - Permit Revocation | |
| D - Criminal Action Filed | I - Compliance Schedule Issued | |
| E - Pretreatment Settlement Agreement (PSA) | J - Disconnection from Sewer | N - No Enforcement Action |

ENFORCEMENT SUMMARY AND COMMENTS

Company Name: Quantum Global Technology, LLC dba Quantum Clean
 Process Flow: 2,147 (GPD) Average

General Information and type of wastewater treatment	<p>Quantum Clean performs chemical cleaning and metallic coating of semiconductor manufacturing components. Wastewater generated consists of spent peroxide, acid, caustic, acid scrubber blowdown, ammonium scrubber blowdown, and copper solutions. Spent copper solutions are shipped off-site for treatment and disposal. The other solutions are segregated for batch pretreatment via metals precipitation, filter press dewatering, and pH neutralization.</p>
First Quarter	<p>On 01/12/2021 a Show Cause Proceeding was held to discuss violations occurring during the enforcement period 10/01/2019 through 07/31/2020. A Pretreatment Settlement Agreement was reached on 03/29/2021 which included monetary penalties of \$792, all of which have been collected during 2021.</p>
Second Quarter	
Third Quarter	<p>On 08/03/2021, the City became aware of violations of the daily maximum and monthly average limits for copper which occurred during IU sampling on 07/15/2021. An NOV, 30-day Resample, and TISM were issued on 08/20/2021. The IU met all requirements.</p>
Fourth Quarter	

To be published for this year in newspaper for Significant Non-Compliance? Yes **X** No
 Penalties this reporting Year: Assessed **\$ 792.00** Collected **\$ 792.00**

**CITY OF PHOENIX
SIGNIFICANT INDUSTRIAL USER COMPLIANCE STATUS REPORT**

NAME: Rexam Beverage Can Company		REPORT PERIOD: 01/01/2021 through 12/31/2021		
SERVICE ADDRESS: 211 North 51st Avenue Phoenix, Arizona 85043-3704		MAILING ADDRESS: Same		
CATEGORICAL USER? Yes	40 CFR 465.45	LIMITS APPENDIX: J	BMR SUBMITTED: 07/27/1987	
TTO CERTIFICATION DATE SUBMITTED: N/A	PERMIT EFFECTIVE: 10/01/2017		PERMIT EXPIRES: 09/30/2022	
SAMPLING LOCATION VERIFIED ON: 06/22/2021		RCRA NOTICE: 02/27/1991		
SLUG CONTROL PLAN EVALUATION DATE: 07/27/2021		COMPLIANCE SAMPLING POINT No: 5475.01		
	1st Quarter (Jan 1 - Mar 31)	2nd Quarter (Apr 1 - Jun 30)	3rd Quarter (Jul 1 - Sep 30)	4th Quarter (Oct 1 - Dec 31)
Number of Inspections	0	1	0	0
Number of City Sampling Days	4	0	2	2
Number of IU Sampling Days	3	4	3	4
Number of Parameter Violations	0	0	0	0
Number of Inspection Violations	0	0	0	0
Number of Reporting Violations	0	0	0	0
Number of Permit Cond. Violations	0	0	0	0
Compliance Status	C	C	C	C
Evaluated as of:	04/28/2021	07/27/2021	10/08/2021	01/21/2022

COMPLIANCE CODES: C = Compliance I = Inconsistent Compliance S = Significant Noncompliance
If company is in I or S, then the following table applies:

Quarter	Type of Violation	Date of Violation	Sample Composite or Grab	Limit Federal or City	Monitoring City or IU	Parameter	Value / Limit	Number of Measurements per Quarter
			1st Quarter (Jan 1 – Mar 31)	2nd Quarter (Apr 1 - Jun 30)	3rd Quarter (Jul 1 – Sep 30)	4th Quarter (Oct 1 - Dec 31)		
Enforcement Status			N	N	N	N		

Enforcement Status Codes

- | | | |
|---|--------------------------------------|---|
| A - Notice of Violation (NOV) | F - Assessment of Monetary Penalties | K - Published in Newspaper for Significant Non-Compliance (SNC) In Prior Reporting Year |
| B - Administrative Order (AO) | G - Restriction of Flow | L - Temporary Increase in IU Self-Monitoring (TISM) |
| C - Civil Action Filed | H - Permit Revocation | |
| D - Criminal Action Filed | I - Compliance Schedule Issued | |
| E - Pretreatment Settlement Agreement (PSA) | J - Disconnection from Sewer | N- No Enforcement Action |

ENFORCEMENT SUMMARY AND COMMENTS

Company Name: Rexam Beverage Can Company

Process Flow: 66,295 (GPD) Average

General Information and type of wastewater treatment	
Rexam Beverage Can Americas manufacture two-piece beverage cans from aluminum coil stock. In lieu of sampling for TTO's, the facility monitors for Oil and Grease using EPA method 1664A - SGT-HEM, as delineated in 40 CFR 465.03(c). The wastewater treatment consists of oil and grease gravity separation, stream segregation, lime addition, hydroxide precipitation, filtration, dewatering, and pH neutralization.	
First Quarter	
Second Quarter	
Third Quarter	
Fourth Quarter	

To be published for this year in newspaper for Significant Non-Compliance? Yes X No

Penalties this reporting Year: Assessed \$ 0.00 Collected \$ 0.00

**2CITY OF PHOENIX
SIGNIFICANT INDUSTRIAL USER COMPLIANCE STATUS REPORT**

NAME: Safeway Inc., Phoenix Ice Cream Plant		REPORT PERIOD: 01/01/2021 through 12/31/2021		
SERVICE ADDRESS: 2434 East Pecan Road Phoenix, Arizona 85040-3631		MAILING ADDRESS: Same		
CATEGORICAL USER? No	40 CFR Local Limits	LIMITS APPENDIX: A	BMR SUBMITTED: 02/01/2003	
TTO CERTIFICATION DATE SUBMITTED: N/A		PERMIT EFFECTIVE: 01/01/2018	PERMIT EXPIRES: 12/31/2022	
SAMPLING LOCATION VERIFIED ON: 08/25/2021		RCRA NOTICE: 02/01/2003		
SLUG CONTROL PLAN EVALUATION DATE: 08/25/2021		COMPLIANCE SAMPLING POINT №: 21433.01		
	1st Quarter (Jan 1 - Mar 31)	2nd Quarter (Apr 1 - Jun 30)	3rd Quarter (Jul 1 - Sep 30)	4th Quarter (Oct 1 - Dec 31)
Number of Inspections	0	0	1	0
Number of City Sampling Days	3	3	5	0
Number of IU Sampling Days	4	3	3	3
Number of Parameter Violations	1	0	0	0
Number of Inspection Violations	0	0	0	0
Number of Reporting Violations	0	0	0	0
Number of Permit Cond. Violations	1	0	0	0
Compliance Status	I	C	C	C
Evaluated as of:	05/10/2021	09/15/2021	02/02/2022	02/02/2022

COMPLIANCE CODES: C = Compliance I = Inconsistent Compliance S = Significant Noncompliance
If company is in I or S, then the following table applies:

Quarter	Type of Violation	Date of Violation	Sample Composite or Grab	Limit Federal or City	Monitoring City or IU	Parameter	Value / Limit	Number of Measurements per Quarter
1 st	Parameter	01/25/2021	Grab	City	IU	pH	12.03/10.5 S.U.	14
1 st	Permit Condition	01/25/2021	N/A	N/A	N/A	Failure to Maintain		
			1st Quarter (Jan 1 – Mar 31)	2nd Quarter (Apr 1 - Jun 30)	3rd Quarter (Jul 1 – Sep 30)	4th Quarter (Oct 1 - Dec 31)		
Enforcement Status			A(2), L	N	N	N		

Enforcement Status Codes

- | | | |
|---|--------------------------------------|---|
| A - Notice of Violation (NOV) | F - Assessment of Monetary Penalties | K - Published in Newspaper for Significant Non-Compliance (SNC) In Prior Reporting Year |
| B - Administrative Order (AO) | G - Restriction of Flow | L - Temporary Increase in IU Self-Monitoring (TISM) |
| C - Civil Action Filed | H - Permit Revocation | N- No Enforcement Action |
| D - Criminal Action Filed | I - Compliance Schedule Issued | |
| E - Pretreatment Settlement Agreement (PSA) | J - Disconnection from Sewer | |

ENFORCEMENT SUMMARY AND COMMENTS

Company Name: Safeway, Inc. Phoenix Ice Cream Plant

Process Flow: 66,440 GPD (Average)

General Information and type of wastewater treatment	<p>This facility manufactures and packages ice cream from raw bulk products. Wastewater pretreatment consists of physical separation and pH adjustment. Waste product is shipped off-site for animal (hog) feed.</p>
First Quarter	<p>On 01/25/2021, the IU alerted the city of a high pH discharge event that occurred on the same day due to pretreatment equipment failure. A Permit Condition – NOV was issued on 02/26/2021 for failure to properly maintain pretreatment equipment. The IU has met all NOV requirements.</p> <p>On 01/25/2021, the IU alerted the City that a grab sample was taken during the high pH discharge event. A pH effluent limits (Self-Monitoring) NOV, 30-day Resample and TISM were issued on 03/22/2021. The IU has met all NOV requirements.</p>
Second Quarter	
Third Quarter	
Fourth Quarter	

To be published for this year in newspaper for Significant Non-Compliance? Yes X No

Penalties this reporting Year: Assessed \$ 0.00 Collected \$ 0.00

**CITY OF PHOENIX
SIGNIFICANT INDUSTRIAL USER COMPLIANCE STATUS REPORT**

NAME: Sagamore Camelback, LLC.		REPORT PERIOD: 01/01/2021 through 12/31/2021		
SERVICE ADDRESS: 1 East Camelback Road Phoenix Arizona 85012-1668		MAILING ADDRESS: Same		
CATEGORICAL USER? No	40 CFR Local Limits	LIMITS APPENDIX: A	BMR SUBMITTED: 03/21/2015	
TTO CERTIFICATION DATE SUBMITTED: N/A		PERMIT EFFECTIVE: 09/01/2020	PERMIT EXPIRES: 06/30/2023	
SAMPLING LOCATION VERIFIED ON: 06/08/2021		RCRA NOTICE: 02/04/2015		
SLUG CONTROL PLAN EVALUATION DATE: 06/08/2021		COMPLIANCE SAMPLING POINT No: 5296.01		
	1st Quarter (Jan 1 - Mar 31)	2nd Quarter (Apr 1 - Jun 30)	3rd Quarter (Jul 1 - Sep 30)	4th Quarter (Oct 1 - Dec 31)
Number of Inspections	0	1	0	0
Number of City Sampling Days	0	2	0	4
Number of IU Sampling Days	1	1	1	1
Number of Parameter Violations	0	0	0	0
Number of Inspection Violations	0	0	0	0
Number of Reporting Violations	0	0	0	0
Number of Permit Cond. Violations	0	0	1	0
Compliance Status	C	C	I	C
Evaluated as of:	04/25/2021	07/28/2021	10/25/2021	01/27/2022

COMPLIANCE CODES: C = Compliance I = Inconsistent Compliance S = Significant Noncompliance
If company is in I or S, then the following table applies:

Quarter	Type of Violation	Date of Violation	Sample Composite or Grab	Limit Federal or City	Monitoring City or IU	Parameter	Value / Limit	Number of Measurements per Quarter
3 rd	Permit Condition	09/30/2021	N/A	N/A	N/A	Failure to sample pH		
			1st Quarter (Jan 1 – Mar 31)	2nd Quarter (Apr 1 - Jun 30)	3rd Quarter (Jul 1 – Sep 30)	4th Quarter (Oct 1 - Dec 31)		
Enforcement Status			N	N	N	A		

Enforcement Status Codes

- | | | |
|---|--------------------------------------|---|
| A - Notice of Violation (NOV) | F - Assessment of Monetary Penalties | K - Published in Newspaper for Significant Non-Compliance (SNC) In Prior Reporting Year |
| B - Administrative Order (AO) | G - Restriction of Flow | L - Temporary Increase in IU Self-Monitoring (TISM) |
| C - Civil Action Filed | H - Permit Revocation | |
| D - Criminal Action Filed | I - Compliance Schedule Issued | |
| E - Pretreatment Settlement Agreement (PSA) | J - Disconnection from Sewer | N- No Enforcement Action |

ENFORCEMENT SUMMARY AND COMMENTS

Company Name: Sagamore Camelback, LLC.

Process Flow: 23,355 (GPD) Average

General Information and type of wastewater treatment	<p>A dewatering system is continuously operated to ensure proper management of the 5-level subsurface parking garage as rising groundwater elevations intersect the parking levels. Previously contaminated groundwater from the dewatering wells, combined with accumulated stormwater and hand sinks is no longer treated as of 2017 but simply discharged through the sampling point.</p>
First Quarter	
Second Quarter	
Third Quarter	
Fourth Quarter	<p>On 10/25/2021 the City became aware of failure to properly conduct the required monthly pH calibration. An NOV was issued on 12/14/2021. The IU met all requirements.</p>

To be published for this year in newspaper for Significant Non-Compliance? Yes No

Penalties this reporting Year: Assessed \$ 0.00 Collected \$ 0.00

**CITY OF PHOENIX
SIGNIFICANT INDUSTRIAL USER COMPLIANCE STATUS REPORT**

NAME: Sav-On Plating, Inc.		REPORT PERIOD: 01/01/2021 through 12/31/2021		
SERVICE ADDRESS: 17 West Watkins Road Phoenix, Arizona 85003-2824		MAILING ADDRESS: Same		
CATEGORICAL USER? Yes	40 CFR 433.17	LIMITS APPENDIX: E	BMR SUBMITTED: 09/19/1994	
TTO CERTIFICATION DATE SUBMITTED: 01/14/2022	PERMIT EFFECTIVE: 08/01/2020	PERMIT EXPIRES: 07/31/2025		
SAMPLING LOCATION VERIFIED ON: 08/12/2021	RCRA NOTICE: 02/27/1991			
SLUG CONTROL PLAN EVALUATION DATE: 08/12/2021	COMPLIANCE SAMPLING POINT No: 5300.02			
	1st Quarter (Jan 1 - Mar 31)	2nd Quarter (Apr 1 - Jun 30)	3rd Quarter (Jul 1 - Sep 30)	4th Quarter (Oct 1 - Dec 31)
Number of Inspections	0	0	1	0
Number of City Sampling Days	3	1	4	0
Number of IU Sampling Days	3	1	1	1
Number of Parameter Violations	0	0	0	0
Number of Inspection Violations	0	0	0	0
Number of Reporting Violations	0	0	0	0
Number of Permit Cond. Violations	0	0	0	0
Compliance Status	C	C	C	C
Evaluated as of:	04/07/2021	07/07/2021	10/12/2021	01/14/2022

COMPLIANCE CODES: C = Compliance I = Inconsistent Compliance S = Significant Noncompliance
If company is in I or S, then the following table applies:

Quarter	Type of Violation	Date of Violation	Sample Composite or Grab	Limit Federal or City	Monitoring City or IU	Parameter	Value / Limit	Number of Measurements per Quarter
			1st Quarter (Jan 1 - Mar 31)	2nd Quarter (Apr 1 - Jun 30)	3rd Quarter (Jul 1 - Sep 30)	4th Quarter (Oct 1 - Dec 31)		
Enforcement Status			N	N	N	N		

Enforcement Status Codes

- | | | |
|--|--|--|
| <ul style="list-style-type: none"> A - Notice of Violation (NOV) B - Administrative Order (AO) C - Civil Action Filed D - Criminal Action Filed E - Pretreatment Settlement Agreement (PSA) | <ul style="list-style-type: none"> F - Assessment of Monetary Penalties G - Restriction of Flow H - Permit Revocation I - Compliance Schedule Issued J - Disconnection from Sewer | <ul style="list-style-type: none"> K - Published in Newspaper for Significant Non-Compliance (SNC) In Prior Reporting Year L - Temporary Increase in IU Self-Monitoring (TISM) N- No Enforcement Action |
|--|--|--|

ENFORCEMENT SUMMARY AND COMMENTS

Company Name: Sav-On Plating, Inc.
Process Flow: 14,816 (GPD) Average

General Information and type of wastewater treatment	Sav-On Plating performs chromate conversion coating, alkaline zinc and cadmium plating using barrel and rack plating methods. Pretreatment processes consist of stream segregation, chemical reduction, hydroxide precipitation, dewatering, and pH neutralization.
First Quarter	
Second Quarter	
Third Quarter	
Fourth Quarter	

To be published for this year in newspaper for Significant Non-Compliance? Yes X No

Penalties this reporting Year: Assessed \$ 0.00 Collected \$ 0.00

**CITY OF PHOENIX
SIGNIFICANT INDUSTRIAL USER COMPLIANCE STATUS REPORT**

NAME: Shamrock Foods Company-Dairy Division				REPORT PERIOD: 01/01/2021 through 12/31/2021				
SERVICE ADDRESS: 2228 North Black Canyon Highway Phoenix, Arizona 85009-2707				MAILING ADDRESS: Same				
CATEGORICAL USER? No		40 CFR Local Limits		LIMITS APPENDIX: A		BMR SUBMITTED: N/A		
TTO CERTIFICATION DATE SUBMITTED: N/A				PERMIT EFFECTIVE: 06/01/2021		PERMIT EXPIRES: 04/30/2023		
SAMPLING LOCATION VERIFIED ON: 10/12/2021				RCRA NOTICE: 02/28/1990				
SLUG CONTROL PLAN EVALUATION DATE: 10/12/2021				COMPLIANCE SAMPLING POINT No: 2090.05				
	1st Quarter (Jan 1 - Mar 31)		2nd Quarter (Apr 1 - Jun 30)		3rd Quarter (Jul 1 - Sep 30)		4th Quarter (Oct 1 - Dec 31)	
Number of Inspections	0		0		0		1	
Number of City Sampling Days	5		2		3		5	
Number of IU Sampling Days	6		6		6		6	
Number of Parameter Violations	0		0		0		0	
Number of Inspection Violations	0		0		0		0	
Number of Reporting Violations	0		1		0		0	
Number of Permit Cond. Violations	0		1		0		0	
Compliance Status	C		I		C		C	
Evaluated as of:	04/23/2021		07/19/2021		10/27/2021		01/07/2022	

COMPLIANCE CODES: C = Compliance I = Inconsistent Compliance S = Significant Noncompliance
If company is in I or S, then the following table applies:

Quarter	Type of Violation	Date of Violation	Sample Composite or Grab	Limit Federal or City	Monitoring City or IU	Parameter	Value / Limit	Number of Measurements per Quarter
2 nd	Permit Condition Reporting	06/30/2021	N/A	N/A	N/A	Failure to Sample CN Late SMR		
2 nd		06/29/2021	N/A	N/A	N/A			
			1st Quarter (Jan 1 - Mar 31)	2nd Quarter (Apr 1 - Jun 30)	3rd Quarter (Jul 1 - Sep 30)	4th Quarter (Oct 1 - Dec 31)		
Enforcement Status			N	N	A (2)	N		

Enforcement Status Codes

- | | | |
|---|--------------------------------------|---|
| A - Notice of Violation (NOV) | F - Assessment of Monetary Penalties | K - Published in Newspaper for Significant Non-Compliance (SNC) In Prior Reporting Year |
| B - Administrative Order (AO) | G - Restriction of Flow | L - Temporary Increase in IU Self-Monitoring (TISM) |
| C - Civil Action Filed | H - Permit Revocation | N- No Enforcement Action |
| D - Criminal Action Filed | I - Compliance Schedule Issued | |
| E - Pretreatment Settlement Agreement (PSA) | J - Disconnection from Sewer | |

ENFORCEMENT SUMMARY AND COMMENTS

Company Name: Shamrock Foods Company-Dairy Division

Process Flow: 663,038 (GPD) Average

General Information and type of wastewater treatment	<p>The facility processes milk into sour cream, cottage cheese, skim milk, 2% milk, and whole milk along with specialty protein and flavored or seasonal products. The facility also makes orange juice from concentrate, non-dairy creamer, and bottles one gallon jugs of filtered water. Products are segregated via two plants called the High Temperature – Short Term Plant (HTST) and the Extended Shelf Life (ESL) Plant. There is a blow mold for plastic bottle creation as well onsite. Wastewater pretreatment consists of gravity separation, Dissolved Air Flootation (DAF) and pH adjustment.</p>
First Quarter	
Second Quarter	
Third Quarter	<p>On 07/09/2021 an NOV was issued for submitting a late self-monitoring report which was due on 06/28/2021. The SMR was received on 06/30/2021; 2 days late. All requirements of the NOV were met.</p> <p>On 09/22/2021 an NOV was issued for the Failure to Sample Cyanide in the first six months of the year for 2021. All requirements of the NOV were met.</p>
Fourth Quarter	

To be published for this year in newspaper for Significant Non-Compliance? Yes X No

Penalties this reporting Year: Assessed \$ 0.00 Collected \$ 0.00

**CITY OF PHOENIX
SIGNIFICANT INDUSTRIAL USER COMPLIANCE STATUS REPORT**

NAME: Signetix, Inc.		REPORT PERIOD: 01/01/2021 through 12/31/2021		
SERVICE ADDRESS: 2611 South 7th Street, Suite 101 Phoenix Arizona 85034-6503		MAILING ADDRESS: Same		
CATEGORICAL USER? Yes	40 CFR 433.17	LIMITS APPENDIX: E	BMR SUBMITTED: 07/02/2001	
TTO CERTIFICATION DATE SUBMITTED: 02/01/2022	PERMIT EFFECTIVE: 06/01/2021	PERMIT EXPIRES: 05/31/2026		
SAMPLING LOCATION VERIFIED ON: 04/30/2021	RCRA NOTICE: 12/14/2001			
SLUG CONTROL PLAN EVALUATION DATE: 04/30/2021	COMPLIANCE SAMPLING POINT No: 20729.01			
	1st Quarter (Jan 1 - Mar 31)	2nd Quarter (Apr 1 - Jun 30)	3rd Quarter (Jul 1 - Sep 30)	4th Quarter (Oct 1 - Dec 31)
Number of Inspections	0	1	0	0
Number of City Sampling Days	2	0	4	0
Number of IU Sampling Days	1	1	1	1
Number of Parameter Violations	0	0	0	0
Number of Inspection Violations	0	0	0	0
Number of Reporting Violations	1	0	0	0
Number of Permit Cond. Violations	0	3	0	0
Compliance Status	I	I	C	C
Evaluated as of:	06/11/2021	07/29/2021	10/28/2021	01/28/2022

COMPLIANCE CODES: C = Compliance I = Inconsistent Compliance S = Significant Noncompliance
If company is in I or S, then the following table applies:

Quarter	Type of Violation	Date of Violation	Sample Composite or Grab	Limit Federal or City	Monitoring City or IU	Parameter	Value / Limit	Number of Measurements per Quarter
1 st	Reporting	02/28/2021	N/A	N/A	N/A	Late SMR		
2 nd	Permit Condition	06/30/2021	N/A	N/A	N/A	Failure to Sample BOD, COD, TSS		
			1st Quarter (Jan 1 – Mar 31)	2nd Quarter (Apr 1 - Jun 30)	3rd Quarter (Jul 1 – Sep 30)	4th Quarter (Oct 1 - Dec 31)		
Enforcement Status			A	N	N	A		

Enforcement Status Codes

- | | | |
|---|--------------------------------------|---|
| A - Notice of Violation (NOV) | F - Assessment of Monetary Penalties | K - Published in Newspaper for Significant Non-Compliance (SNC) In Prior Reporting Year |
| B - Administrative Order (AO) | G - Restriction of Flow | L - Temporary Increase in IU Self-Monitoring (TISM) |
| C - Civil Action Filed | H - Permit Revocation | N- No Enforcement Action |
| D - Criminal Action Filed | I - Compliance Schedule Issued | |
| E - Pretreatment Settlement Agreement (PSA) | J - Disconnection from Sewer | |

ENFORCEMENT SUMMARY AND COMMENTS

Company Name: Signetix, Inc.

Process Flow: 2,519 (GPD) Average

General Information and type of wastewater treatment	<p>The facility process consists of immersing a substratum metal into a phosphate cleaning solution, rinsing the metal and applying a powder coating. Rinsate wastewater generated from the cleaning process is pH neutralized prior to discharge.</p>
First Quarter	<p>On 01/25/2021 an NOC was issued for exceeding the Best Management Practices (BMP) target concentration of 0.38 mg/L on multiple occasions during 2020 for molybdenum. There were no requirements associated with the NOC.</p> <p>On 03/22/2021, an NOV was issued for submitting a late self-monitoring report which was due on 02/28/2021. The SMR was received on 03/01/2021; 1 day late. All requirements of the NOV were met.</p>
Second Quarter	
Third Quarter	
Fourth Quarter	<p>On 11/17/2021, an NOV was issued for IU failure to sample for BOD, COD and TSS during the 2nd Quarter of 2021. All requirements of the NOV were met.</p>

To be published for this year in newspaper for Significant Non-Compliance? Yes X No

Penalties this reporting Year: Assessed \$ 0.00 Collected \$ 0.00

ENFORCEMENT SUMMARY AND COMMENTS

Company Name: Sky Chefs, Inc.

Process Flow: 4,688 GPD (Average)

General Information and type of wastewater treatment	
<p>The facility prepares and processes food for commercial airlines and convenience stores.</p> <p>Pretreatment consists of physical separation via a grease interceptor and a pH neutralization tank.</p>	
First Quarter	
<p>On 01/25/2021, a Notice of Concern (NOC) was issued due to a pump failure at the facility which lead to high pH wastewater being discharged to the Sewer.</p>	
Second Quarter	
Third Quarter	
Fourth Quarter	

To be published for this year in newspaper for Significant Non-Compliance? Yes X No

Penalties this reporting Year: Assessed \$ 0.00 Collected \$ 0.00

ENFORCEMENT SUMMARY AND COMMENTS

Company Name: Specialty Textile Services, L.L.C.

Process Flow: 64,838 (GPD) Average

General Information and type of wastewater treatment	
Specialty Textile is a commercial laundry which launders linens from resort hotels and restaurants. Pretreatment consists of gravity separation for lint and pH neutralization.	
First Quarter	
Second Quarter	On 04/15/2021, an NOC was issued for submitting a late self-monitoring report which was due on 03/28/2021. The SMR was received on 03/29/2021; 1 day late. An NOC was issued in lieu of an NOV due to miscommunication with the new representative.
Third Quarter	
Fourth Quarter	

To be published for this year in newspaper for Significant Non-Compliance? Yes No

Penalties this reporting Year: Assessed \$ 0.00 Collected \$ 0.00

**CITY OF PHOENIX
SIGNIFICANT INDUSTRIAL USER COMPLIANCE STATUS REPORT**

NAME: PAS Technologies, Inc. dba StandardAero				REPORT PERIOD: 01/01/2021 through 12/31/2021				
SERVICE ADDRESS: 1021 North 22 nd Avenue Phoenix, Arizona 85009-3717				MAILING ADDRESS: Same				
CATEGORICAL USER? Yes		40 CFR 433.17		LIMITS APPENDIX: E		BMR SUBMITTED: 05/05/2006		
TTO CERTIFICATION DATE SUBMITTED: 01/25/2022				PERMIT EFFECTIVE: 12/20/2021		PERMIT EXPIRES: 03/31/2025		
SAMPLING LOCATION VERIFIED ON: 07/22/2021				RCRA NOTICE: 05/24/2006				
SLUG CONTROL PLAN EVALUATION DATE: 10/13/2021				COMPLIANCE SAMPLING POINT No: 23571.02, 23571.04				
	1st Quarter (Jan 1 - Mar 31)		2nd Quarter (Apr 1 - Jun 30)		3rd Quarter (Jul 1 - Sep 30)		4th Quarter (Oct 1 - Dec 31)	
Number of Inspections	0		0		1		1	
Number of City Sampling Days	4		3		1		2	
Number of IU Sampling Days	4		6		10		5	
Number of Parameter Violations	0		4		2		0	
Number of Inspection Violations	0		0		0		0	
Number of Reporting Violations	0		0		0		0	
Number of Permit Cond. Violations	0		0		0		0	
Compliance Status	C		I		S		C	
Evaluated as of:	05/13/2021		08/16/2021		12/02/2021		02/07/2022	

COMPLIANCE CODES: C = Compliance I = Inconsistent Compliance S = Significant Noncompliance
If company is in I or S, then the following table applies:

Quarter	Type of Violation	Date of Violation	Sample Composite or Grab	Limit Federal or City	Monitoring City or IU	Parameter	Value / Limit	Number of Measurements per Quarter
2 nd	Parameter	04/07/2021	Composite	Federal	City	Chromium (Daily)	9.54/2.77 mg/L	2
2 nd	Parameter	04/30/2021	Calculated	Federal	City	Chromium (MAV)	5.14/1.71 mg/L	1
2 nd	Parameter	05/19/2021	Composite	City	IU	Cadmium (Daily)	0.15/0.047 mg/L	6
2 nd	Parameter	05/30/2021	Calculated	Federal	IU	Cadmium (MAV)	0.15/0.07 mg/L	3
3 rd	Parameter	07/07/2021	Composite	City	IU	Cadmium (Daily)	0.36/0.047 mg/L	6
3 rd	Parameter	07/31/2021	Calculated	Federal	IU	Cadmium (MAV)	0.13/0.07 mg/L	3
			1st Quarter (Jan 1 – Mar 31)	2nd Quarter (Apr 1 - Jun 30)	3rd Quarter (Jul 1 – Sep 30)	4th Quarter (Oct 1 - Dec 31)		
Enforcement Status			A (1)	A (2), L (2)	A (1)	N		

Enforcement Status Codes

- | | | |
|---|--------------------------------------|---|
| A - Notice of Violation (NOV) | F - Assessment of Monetary Penalties | K - Published in Newspaper for Significant Non-Compliance (SNC) In Prior Reporting Year |
| B - Administrative Order (AO) | G - Restriction of Flow | L - Temporary Increase in IU Self-Monitoring (TISM) |
| C - Civil Action Filed | H - Permit Revocation | N- No Enforcement Action |
| D - Criminal Action Filed | I - Compliance Schedule Issued | |
| E - Pretreatment Settlement Agreement (PSA) | J - Disconnection from Sewer | |

ENFORCEMENT SUMMARY AND COMMENTS

Company Name: PAS Technologies, Inc. dba StandardAero

Process Flow: 14,284 (GPD) Average

General Information and type of wastewater treatment	<p>This facility performs chrome electroplating, sulfuric acid anodize, nickel seal, chrome conversion coating, passivation and electroless nickel plating of aerospace and commercial market metal components. Pretreatment consists of stream segregation, hydroxide precipitation, chemical reduction, sedimentation, filtration and pH neutralization. The facility recently added a new sampling point for the cyanide/cadmium destruction unit used to treat cyanide wastewater.</p>
First Quarter	<p>On 01/14/2021 an NOV was issued for late submission of 30-day Resample results, due 11/20/2020, and received 12/28/2020, 38 days late. All requirements of the NOV were met.</p>
Second Quarter	<p>On 04/27/2021 the City became aware of a violation of the daily maximum and monthly average limits for chromium which occurred on 04/07/2021. An NOV and TISM were issued on 05/12/2021. The IU met all requirements.</p> <p>On 06/01/2021 the City became aware of a violation of the daily maximum and monthly average limits for cadmium which occurred on 05/19/2021. An NOV, 30-day Resample and TISM were issued on 06/14/2021. The IU met all requirements.</p>
Third Quarter	<p>On 07/16/2021 a Notice of Concern was issued for failure to correctly sample for cyanide; the IU sampled batch discharges and awaited laboratory analyses prior to discharging instead of sampling during an active discharge event.</p> <p>On 08/04/2021 the City became aware of a violation of the daily maximum and monthly average limits for cadmium which occurred on 07/07/2021 during TISM sampling for a previous violation. An NOV and 30-day Resample were issued on 08/25/2021. The IU met all requirements.</p> <p>On 09/17/2021 a Notice to Show Cause was issued as a result of more than two parameter violations occurring within a 90-day period.</p>
Fourth Quarter	<p>On 10/15/2021 a Show Cause Proceeding was held to discuss violations occurring during the enforcement period 04/01/2021 through 09/17/2021. A Pretreatment Settlement Agreement was reached on 01/18/2022 which included monetary penalties of \$14,703.50. All monetary penalties will be collected during the 1st Quarter of 2022.</p> <p>On 10/20/2021 the IU was notified of 3rd Quarter Significant Non-Compliance for Cadmium Monthly Average Technical Review Criteria (TRC).</p>

To be published for this year in newspaper for Significant Non-Compliance? Yes No

Penalties this reporting Year: Assessed \$ 14,703.50 Collected \$ 0.00

ENFORCEMENT SUMMARY AND COMMENTS

Company Name: SUMCO Southwest Corporation
 Process Flow: 989,630 (GPD) Average

General Information and type of wastewater treatment	The facility grows, cuts, etches, and polishes silicon crystals. SUMCO treats three separate waste streams: 1. All etchants which include fluoride, peroxide and silicon dioxide/cleaning wastes discharge continuously and flow through a series of equalization and pH adjustment tanks called the Acid Waste Neutralization (AWN) system which then flows to the compliance sample point. 2. Chromium bearing wastes are treated in batches and are gravity fed to a series of tanks which include equalization tank, metals precipitation tank, pH adjustment and a filter press. The liquids from the filter press are sent to the AWN system and then flows to the compliance sample point. The settled solids from the filter press are stored in a drum for shipment to an off-site disposal/recycling facility. 3. Water is used to cool vacuum pumps during the silicon growing process and act as a water curtain to remove particulates from the airstream which protect the pumps. These wastewaters are collected in a holding tank and treated for arsenic. Wastewaters are pumped to a series of tanks which include coagulation, pH adjustment, clarification and dewatering. The settled solids from the dewatering are stored in a drum for disposal off site.
First Quarter	
Second Quarter	
Third Quarter	
Fourth Quarter	

To be published for this year in newspaper for Significant Non-Compliance? Yes X No
 Penalties this reporting Year: Assessed \$ 0.00 Collected \$ 0.00

**CITY OF PHOENIX
SIGNIFICANT INDUSTRIAL USER COMPLIANCE STATUS REPORT**

NAME: Sumitomo Chemical Advanced Technologies, LLC.		REPORT PERIOD: 01/01/2021 through 12/31/2021		
SERVICE ADDRESS: 3832 East Watkins Street, Suite 200 Phoenix, Arizona 85034-7254		MAILING ADDRESS: Same		
CATEGORICAL USER?	Yes	40 CFR 469.18	LIMITS APPENDIX: F	BMR SUBMITTED: 09/10/2010
TTO CERTIFICATION DATE SUBMITTED: 02/11/2022		PERMIT EFFECTIVE: 04/14/2020	PERMIT EXPIRES: 02/28/2025	
SAMPLING LOCATION VERIFIED ON: 12/02/2021		RCRA NOTICE: 11/18/2009		
SLUG CONTROL PLAN EVALUATION DATE: 12/02/2021		COMPLIANCE SAMPLING POINT No: 21502.01		
	1st Quarter (Jan 1 - Mar 31)	2nd Quarter (Apr 1 - Jun 30)	3rd Quarter (Jul 1 - Sep 30)	4th Quarter (Oct 1 - Dec 31)
Number of Inspections	0	0	0	1
Number of City Sampling Days	1	0	0	2
Number of IU Sampling Days	1	1	1	1
Number of Parameter Violations	0	0	0	0
Number of Inspection Violations	0	0	0	0
Number of Reporting Violations	1	0	0	0
Number of Permit Cond. Violations	0	0	0	0
Compliance Status	I	C	C	C
Evaluated as of:	04/26/2021	07/01/2021	10/28/2021	02/11/2022

COMPLIANCE CODES: C = Compliance I = Inconsistent Compliance S = Significant Noncompliance
If company is in I or S, then the following table applies:

Quarter	Type of Violation	Date of Violation	Sample Composite or Grab	Limit Federal or City	Monitoring City or IU	Parameter	Value / Limit	Number of Measurements per Quarter
1 st	Reporting	03/29/2021	N/A	N/A	N/A	Late SMR		
			1st Quarter (Jan 1 – Mar 31)	2nd Quarter (Apr 1 - Jun 30)	3rd Quarter (Jul 1 – Sep 30)	4th Quarter (Oct 1 - Dec 31)		
Enforcement Status			N	A	N	N		

Enforcement Status Codes

- | | | |
|---|--------------------------------------|---|
| A - Notice of Violation (NOV) | F - Assessment of Monetary Penalties | K - Published in Newspaper for Significant Non-Compliance (SNC) In Prior Reporting Year |
| B - Administrative Order (AO) | G - Restriction of Flow | L - Temporary Increase in IU Self-Monitoring (TISM) |
| C - Civil Action Filed | H - Permit Revocation | |
| D - Criminal Action Filed | I - Compliance Schedule Issued | |
| E - Pretreatment Settlement Agreement (PSA) | J - Disconnection from Sewer | N- No Enforcement Action |

ENFORCEMENT SUMMARY AND COMMENTS

Company Name: Sumitomo Chemical Advanced Technologies, LLC.

Process Flow: 926 GPD (Average)

General Information and type of wastewater treatment	<p>Sumitomo Chemical Advanced Technologies, LLC. (Sumitomo) is a custom Gallium Arsenide epitaxial wafer manufacturing facility. The III-V Division in Phoenix, AZ provides GaAs, AlGaAs, InGaP, InGaAs, InAlAs, and InP epitaxial services for fiber optic. Digital communication and wireless applications. Sumitomo manufactures custom wafers for the compound semiconductor market. Compound semiconductor epitaxial wafers are used in a variety of commercial applications including: wireless communications, LED manufacturing, and solar energy conversion. Sumitomo uses Metalorganic Chemical Vapor Deposition (MOCVD) to apply epitaxial layers onto gallium arsenide wafers.</p> <p>Wastewater from Arsenic contaminated metal parts cleaning, process area containment sumps, and bleed-off from wet air scrubbers for Arsenic process and Metal Organic Chemical Vapor Deposition process are conveyed to a batch pretreatment system consisting of an equalization tank, metal hydroxide reaction and precipitation tank, sludge tank, filter press, arsenic ion exchange adsorption system, and pH neutralization before discharging to sewer at compliance sampling point.</p>
First Quarter	
Second Quarter	<p>On 04/26/2021, an NOV was issued for submitting a late self-monitoring report which was due on 03/28/2021. The SMR was received on 03/29/2021; 1 day late. All requirements of the NOV were met.</p>
Third Quarter	<p>On 09/17/2021, a NOC was issued for submitting a late self-monitoring report which was due on 08/28/2021. The SMR was received on 09/02/2021, five days late. However, an email was sent prior to the due date but to an internal IU email on accident.</p>
Fourth Quarter	

To be published for this year in newspaper for Significant Non-Compliance? Yes X No

Penalties this reporting Year: Assessed \$ 0.00 Collected \$ 0.00

ENFORCEMENT SUMMARY AND COMMENTS

Company Name: The Procter & Gamble Manufacturing Company

Process Flow: 45,000 (GPD) Average

General Information and type of wastewater treatment	
This facility manufactures a natural fiber laxative (Metamucil). Pretreatment consists of physical separation and pH neutralization.	
First Quarter	
Second Quarter	
Third Quarter	
Fourth Quarter	

To be published for this year in newspaper for Significant Non-Compliance? Yes X No

Penalties this reporting Year: Assessed \$ 0.00 Collected \$ 0.00

ENFORCEMENT SUMMARY AND COMMENTS

Company Name: Unifirst Corporation
 Process Flow: 60,786 (GPD) Average

General Information and type of wastewater treatment	The facility is an industrial laundry. They launder uniforms and various textiles. Wastewater pretreatment consists of segregation of wastestreams, oily waste removal, flocculation, dissolved air flotation, and pH neutralization.
First Quarter	
Second Quarter	
Third Quarter	
Fourth Quarter	

To be published for this year in newspaper for Significant Non-Compliance? Yes No
 Penalties this reporting Year: Assessed \$ 0.00 Collected \$ 0.00

ENFORCEMENT SUMMARY AND COMMENTS

Company Name: United General Bakery, Inc. dba Upper Crust Bakery

Process Flow: 35,409 (GPD) Average

General Information and type of wastewater treatment	<p>This facility produces baked goods including muffins, breads, scones, croissants, and cakes. The facility recently upgraded to a pretreatment system that includes pH neutralization and a new grease interceptor. Grease and solids retention have become a concern at the facility and the facility is investigating additional pretreatment options including more frequent deep clean-outs/pumping of the entire system.</p>
First Quarter	
Second Quarter	
Third Quarter	
Fourth Quarter	

To be published for this year in newspaper for Significant Non-Compliance? Yes No

Penalties this reporting Year: Assessed \$0.00 Collected \$ 0.00

ENFORCEMENT SUMMARY AND COMMENTS

Company Name: Valleywise Health Medical Center

Process Flow: 113,415 GPD (Average)

General Information and type of wastewater treatment	<p>This is a large, full-service hospital and medical complex. Wastewater treatment is a three-stage interceptor after the cafeteria and physical separation.</p>
First Quarter	
Second Quarter	
Third Quarter	
Fourth Quarter	

To be published for this year in newspaper for Significant Non-Compliance? Yes **X** No

Penalties this reporting Year: Assessed **\$ 0.00** Collected **\$ 0.00**

**CITY OF PHOENIX
SIGNIFICANT INDUSTRIAL USER COMPLIANCE STATUS REPORT**

NAME: Valleywise Health Behavioral Center - Maryvale Campus		REPORT PERIOD: 01/01/2021 through 12/31/2021		
SERVICE ADDRESS: 5102 West Campbell Avenue Phoenix, Arizona 85031-1703		MAILING ADDRESS: Same		
CATEGORICAL USER? No	40 CFR Local Limits	LIMITS APPENDIX: A	BMR SUBMITTED: 12/28/1990	
TTO CERTIFICATION DATE SUBMITTED: N/A		PERMIT EFFECTIVE: 09/01/2020	PERMIT EXPIRES: 08/31/2025	
SAMPLING LOCATION VERIFIED ON: 11/18/2021		RCRA NOTICE: 08/19/2020		
SLUG CONTROL PLAN EVALUATION DATE: 11/18/2021		COMPLIANCE SAMPLING POINT №: 2670.03		
	1st Quarter (Jan 1 - Mar 31)	2nd Quarter (Apr 1 - Jun 30)	3rd Quarter (Jul 1 - Sep 30)	4th Quarter (Oct 1 - Dec 31)
Number of Inspections	0	0	0	1
Number of City Sampling Days	0	4	0	4
Number of IU Sampling Days	2	1	1	1
Number of Parameter Violations	0	0	0	0
Number of Inspection Violations	0	0	0	0
Number of Reporting Violations	0	0	0	0
Number of Permit Cond. Violations	0	0	0	0
Compliance Status	C	C	C	C
Evaluated as of:	04/19/2021	07/19/2021	10/25/2021	01/21/2022

COMPLIANCE CODES: C = Compliance I = Inconsistent Compliance S = Significant Noncompliance
If company is in I or S, then the following table applies:

Quarter	Type of Violation	Date of Violation	Sample Composite or Grab	Limit Federal or City	Monitoring City or IU	Parameter	Value / Limit	Number of Measurements per Quarter
			1st Quarter (Jan 1 - Mar 31)	2nd Quarter (Apr 1 - Jun 30)	3rd Quarter (Jul 1 - Sep 30)	4th Quarter (Oct 1 - Dec 31)		
Enforcement Status			N	N	N	N		

Enforcement Status Codes

- | | | |
|--|--|--|
| <ul style="list-style-type: none"> A - Notice of Violation (NOV) B - Administrative Order (AO) C - Civil Action Filed D - Criminal Action Filed E - Pretreatment Settlement Agreement (PSA) | <ul style="list-style-type: none"> F - Assessment of Monetary Penalties G - Restriction of Flow H - Permit Revocation I - Compliance Schedule Issued J - Disconnection from Sewer | <ul style="list-style-type: none"> K - Published in Newspaper for Significant Non-Compliance (SNC) In Prior Reporting Year L - Temporary Increase in IU Self-Monitoring (TISM) N- No Enforcement Action |
|--|--|--|

ENFORCEMENT SUMMARY AND COMMENTS

Company Name: Valleywise Health Behavioral Center - Maryvale Campus

Process Flow: 59,930 GPD (Average)

General Information and type of wastewater treatment	<p>Valleywise Health Behavioral Center - Maryvale Campus opened their renovated hospital in 2020 with a 24/7 Emergency Department that includes radiology, ultrasounds, computerized tomography (CT), laboratory and pharmacy services and a Behavioral Health Unit that provides inpatient mental health services for court-ordered psychiatric evaluation and treatment.</p>
First Quarter	<p>On 03/19/2021, an NOC was issued for submitting a late self-monitoring report which was due on 01/28/2021. The SMR was received on 02/03/2021; 5 days late. An NOC was issued in leu of an NOV due to staff changes. All requirements of the NOC were met.</p>
Second Quarter	
Third Quarter	
Fourth Quarter	

To be published for this year in newspaper for Significant Non-Compliance? Yes **X** No

Penalties this reporting Year: Assessed **\$ 0.00** Collected **\$ 0.00**

CITY OF PHOENIX SIGNIFICANT INDUSTRIAL USER COMPLIANCE STATUS REPORT

NAME: Vital Pharmaceuticals, Inc. dba Bang Energy			REPORT PERIOD: 01/01/2021 through 12/31/2021	
SERVICE ADDRESS: 1635 South 43 rd Avenue Phoenix, Arizona 85009-6026		MAILING ADDRESS: Same		
CATEGORICAL USER? No	40 CFR Local Limits	LIMITS APPENDIX: A	BMR SUBMITTED: N/A	
TTO CERTIFICATION DATE SUBMITTED: N/A		PERMIT EFFECTIVE: 07/01/2020	PERMIT EXPIRES: 06/30/2025	
SAMPLING LOCATION VERIFIED ON: 07/29/2021		RCRA NOTICE: 06/17/2020		
SLUG CONTROL PLAN EVALUATION DATE: 07/29/2021		COMPLIANCE SAMPLING POINT No: 47324.01		
	1st Quarter (Jan 1 - Mar 31)	2nd Quarter (Apr 1 - Jun 30)	3rd Quarter (Jul 1 - Sep 30)	4th Quarter (Oct 1 - Dec 31)
Number of Inspections	0	0	1	0
Number of City Sampling Days	2	4	4	2
Number of IU Sampling Days	1	1	1	2
Number of Parameter Violations	0	0	0	0
Number of Inspection Violations	0	0	0	0
Number of Reporting Violations	0	0	0	0
Number of Permit Cond. Violations	0	0	0	0
Compliance Status	C	C	C	C
Evaluated as of:	05/10/2021	09/15/2021	01/19/2022	02/10/2022

COMPLIANCE CODES: C = Compliance I = Inconsistent Compliance S = Significant Noncompliance
 If company is in I or S, then the following table applies:

Quarter	Type of Violation	Date of Violation	Sample Composite or Grab	Limit Federal or City	Monitoring City or IU	Parameter	Value / Limit	Number of Measurements per Quarter
			1st Quarter (Jan 1 - Mar 31)	2nd Quarter (Apr 1 - Jun 30)	3rd Quarter (Jul 1 - Sep 30)		4th Quarter (Oct 1 - Dec 31)	
Enforcement Status			N	N	N		N	

Enforcement Status Codes

- | | | |
|--|--|--|
| <ul style="list-style-type: none"> A - Notice of Violation (NOV) B - Administrative Order (AO) C - Civil Action Filed D - Criminal Action Filed E - Pretreatment Settlement Agreement (PSA) | <ul style="list-style-type: none"> F - Assessment of Monetary Penalties G - Restriction of Flow H - Permit Revocation I - Compliance Schedule Issued J - Disconnection from Sewer | <ul style="list-style-type: none"> K - Published in Newspaper for Significant Non-Compliance (SNC) In Prior Reporting Year L - Temporary Increase in IU Self-Monitoring (TISM) N- No Enforcement Action |
|--|--|--|

ENFORCEMENT SUMMARY AND COMMENTS

Company Name: Vital Pharmaceuticals, Inc. dba Bang Energy

Process Flow: 43,550 GPD (Average)

General Information and type of wastewater treatment	<p>Vital Pharmaceuticals, Inc. dba Bang Energy was founded in 1993 and manufactures sports supplements, performance beverages and nutrition products including a variety of energy drinks, protein powder, supplements and multivitamins. The Phoenix facility is dedicated to beverage production including ultrafiltration and reverse osmosis (RO) treatment, sodium hypochlorite destruction, ozone disinfection and destruction, dry/powder product mixing, and flavor blending. Pretreatment consists of pH neutralization using sulfuric acid and sodium hydroxide.</p>
First Quarter	
Second Quarter	
Third Quarter	
Fourth Quarter	

To be published for this year in newspaper for Significant Non-Compliance? Yes X No

Penalties this reporting Year: Assessed \$ 0.00 Collected \$ 0.00

**CITY OF PHOENIX
SIGNIFICANT INDUSTRIAL USER COMPLIANCE STATUS REPORT**

NAME: World Resources Company		REPORT PERIOD: 01/01/2021 through 12/31/2021		
SERVICE ADDRESS: 8113 West Sherman Street Tolleson Arizona 85353-4025		MAILING ADDRESS: Same		
CATEGORICAL USER? No	40 CFR Local Limits	LIMITS APPENDIX: A	BMR SUBMITTED: 12/07/1998	
TTO CERTIFICATION DATE SUBMITTED: N/A		PERMIT EFFECTIVE: 11/01/2021	PERMIT EXPIRES: 10/31/2026	
SAMPLING LOCATION VERIFIED ON: 04/16/2021		RCRA NOTICE: 12/16/2001		
SLUG CONTROL PLAN EVALUATION DATE: 04/16/2021		COMPLIANCE SAMPLING POINT No: 5404.01		
	1st Quarter (Jan 1 - Mar 31)	2nd Quarter (Apr 1 - Jun 30)	3rd Quarter (Jul 1 - Sep 30)	4th Quarter (Oct 1 - Dec 31)
Number of Inspections	0	1	0	0
Number of City Sampling Days	2	1	1	2
Number of IU Sampling Days	14	2	10	12
Number of Parameter Violations	0	0	0	0
Number of Inspection Violations	0	0	0	0
Number of Reporting Violations	0	0	0	0
Number of Permit Cond. Violations	3	1	0	0
Compliance Status	I	I	C	C
Evaluated as of:	04/27/2021	07/21/2021	10/08/2021	01/05/2022

COMPLIANCE CODES: C = Compliance I = Inconsistent Compliance S = Significant Noncompliance
If company is in I or S, then the following table applies:

Quarter	Type of Violation	Date of Violation	Sample Composite or Grab	Limit Federal or City	Monitoring City or IU	Parameter	Value / Limit	Number of Measurements per Quarter
1 st	Permit Condition	02/26/2021 03/02/2021 03/24/2021	N/A	N/A	N/A	Failure to Correctly Analyze – Holding Time		
2 nd	Permit Condition	04/08/2021	N/A	N/A	N/A			
			1st Quarter (Jan 1 – Mar 31)	2nd Quarter (Apr 1 - Jun 30)	3rd Quarter (Jul 1 – Sep 30)	4th Quarter (Oct 1 - Dec 31)		
Enforcement Status			N	A	N	N		

Enforcement Status Codes

- | | | |
|---|--------------------------------------|---|
| A - Notice of Violation (NOV) | F - Assessment of Monetary Penalties | K - Published in Newspaper for Significant Non-Compliance (SNC) In Prior Reporting Year |
| B - Administrative Order (AO) | G - Restriction of Flow | L - Temporary Increase in IU Self-Monitoring (TISM) |
| C - Civil Action Filed | H - Permit Revocation | N- No Enforcement Action |
| D - Criminal Action Filed | I - Compliance Schedule Issued | |
| E - Pretreatment Settlement Agreement (PSA) | J - Disconnection from Sewer | |

ENFORCEMENT SUMMARY AND COMMENTS

Company Name: World Resources Company

Process Flow: 43,528 (GPD) Average

General Information and type of wastewater treatment	<p>The facility receives metal-laden waste sludge from off site and performs material blending and compounding, solar, and thermal drying, and product formulating.</p> <p>The pretreatment process consists of hydroxide precipitation, flocculation, sedimentation, ion exchange and pH adjustment.</p>
First Quarter	
Second Quarter	<p>On 05/24/2021, an NOV was issued for IU failure to correctly analyze for cyanide during February 2021 and March 2021. Cyanide samples collected on 02/11/2021, 02/15/2021, 03/09/2021, and 03/24/2021 were analyzed past the 14-day holding time. All requirements of the NOV were met.</p>
Third Quarter	
Fourth Quarter	

To be published for this year in newspaper for Significant Non-Compliance? Yes X No

Penalties this reporting Year: Assessed \$ 0.00 Collected \$ 0.00

SECTION 2.4
CITY OF SCOTTSDALE

POTW PRETREATMENT ANNUAL REPORT

CITY OF SCOTTSDALE, ARIZONA

NPDES Permit Holder: City of Phoenix, Arizona

Period Covered by this Report: 01/01/2021 through 12/31/2021

Name of Wastewater Treatment Plant: 91st Avenue Wastewater Treatment Plant

NPDES Permit Number: AZ0020524

Person to Contact Concerning City of Scottsdale Information Contained in the Report:

Carie Wilson
Water Quality Regulatory Manager
8787 East Hualapai Drive, PO Box 25089
Scottsdale, Arizona 85255-0176
480-312-8732

As required by 40 C.F.R. Section 122.22(b)(2):

I certify under penalty of law that all CITY OF SCOTTSDALE attachments contained in this document were prepared under my direction or supervision in accordance with a system designed to assure that qualified personnel properly gather and evaluate the information submitted. Based on my inquiry of the person or persons who manage the system, or those persons directly responsible for gathering the information, the information submitted is, to the best of my knowledge and belief, true, accurate, and complete. I am aware that there are significant penalties for submitting false information, including the possibility of fine and imprisonment for knowing violations.

1-28-22
Date



Brian K. Biesemeyer
Executive Director
Water Resources Division, City of Scottsdale, Arizona



INTRODUCTION

2021 Annual Report

City of Scottsdale Water Resources – Industrial Pretreatment

Located in the Salt River Valley in central Arizona, Scottsdale is known for its art galleries, specialty shops, golf courses, restaurants, resorts, and nightlife. It is also a popular retirement and tourist community and features numerous cultural activities throughout the year.

In 1888, U.S. Army Chaplain Winfield Scott visited the Salt River Valley, was impressed with its potential, and subsequently made a down payment on 640 acres to start a farming operation at \$3.50 per acre. Scott's purchase, near the heart of present-day downtown Scottsdale, would be the impetus for the development of the city that bears his name.

On June 25, 1951, with a population of about 2,000 living within an area of less than a square mile, the town incorporated. Malcolm White was appointed its first mayor, and Scottsdale adopted "The West's Most Western Town" as its official motto. The following decades brought even more growth in population and land area, as the city pushed northward into the high Sonoran Desert and experienced several building booms. By 1980, its population of more than 88,000 covered 88.6 square miles. By 1990, it had reached more than 130,000 in population and expanded to roughly its present size – about 185 square miles. By 2000, the city was home to more than 202,000. As of the 2020 U.S. Census, Scottsdale's population was 241,361.

Scottsdale Water is full-service water utility, providing water, sewer and recycled water services. Following Scottsdale Water's vision of *water sustainability through stewardship, innovation and people*, Scottsdale Water has won several prestigious awards including the Association of Metropolitan Water Agencies' Sustainable Water Utility Management Award (2018) – the highest industry recognition conferred to municipal water agencies. In 2019, Scottsdale Water was recognized with Arizona Forward's Sustainability Champion Crescordia Award, which recognizes an organization or program that has created a culture of sustainability both in their organization and the community, demonstrated a meaningful impact in advancing sustainable programs, and serves as a model for environmental leadership. The utility also received the EPA's Utility of the Future Today designation (2016 & 2021) and Scottsdale Water's Citizens Academy was named Public Education Program of the Year in 2017 by the WaterReuse Association. The biannual, multiweek Citizens Academy provides residents and stakeholders an inside look at all facets of Scottsdale Water's operations and programs. A key part of the academy focuses on Scottsdale's water reclamation program with a tour inside the Advanced Water Treatment facility, widely recognized as one of the world's

most innovative water purification projects. Scottsdale Water's Advanced Water Treatment plant is one of the most sophisticated indirect potable reuse facilities in the world, recharging an average of 1.7 billion gallons of purified recycled water into the aquifer annually, and received the state's first direct potable reuse permit in 2019. Through recharge efforts at the Advanced Water Treatment Facility, Scottsdale was the first city in Arizona to achieve safe yield – pumping more water into the aquifer than it takes out. Scottsdale first achieved this significant accomplishment in 2006 and has done so every year since.

The city is governed by a mayor and a city council, all of whom are elected “at large” to represent the entire city. A city manager is responsible for the executive leadership of the city staff, as well as implementing council policies, developing programs and budgets to respond to council goals, and ensuring the citizens receive effective and efficient services.

Scottsdale Water's Industrial Pretreatment Program was approved by the US Environmental Protection Agency in 1983, and presently holds permits with one non-significant industrial user and four significant industrial users (SIUs) that are sampled and inspected regularly. The Pretreatment group also manages an inspection program for food service establishments and automotive service/repair facilities to ensure compliance with local and federal regulations and help prevent pollution from entering the environment.



POLLUTION PREVENTION PROGRAM SUMMARY

2021 Annual Report

City of Scottsdale Water Resources – Industrial Pretreatment

INTRODUCTION

The city of Scottsdale works to reduce or eliminate pollution at its source by implementing a Pollution Prevention Program through its Industrial Pretreatment Program. Reducing the amount of pollution that enters the collections system means there is less waste to control, treat, or dispose of at the treatment plant, lowering risk to public health and the environment. Scottsdale Water continues to participate with the Sub-Regional Operating Group (SROG) cities on a cooperative basis to implement Pollution Prevention and Best Management Practice (BMP) procedures and techniques.

POINT SOURCE CONTROL PROGRAMS

LOCAL LIMITS

Monthly samples at the Mountain View meter station were collected by city of Phoenix. The city of Scottsdale collected split samples in cooperation with Liberty Utilities at the Dove Valley meter station, located at the northernmost wastewater service boundary of Scottsdale.

Data collected during these sampling events was used in the determination of allowable discharge limitations of process wastewater from industrial and commercial users that make use of the municipal sanitary system. The city's Industrial Pretreatment Program regulates permitted industrial user facilities based upon the local limits established by SROG.

PERMITTED SIU PROGRAM

Scottsdale Water staff sampled the wastestream(s) of all permitted Significant Industrial Users (SIU) on a quarterly basis during the year. As a condition of the industrial wastewater permit, all SIUs must submit quarterly self-monitoring reports (SMR) to the city to verify compliance with federal, categorical, and/or local pretreatment discharge limits. Scottsdale Water's Industrial Pretreatment staff conducted at least one inspection at every permitted facility in 2021.

FOOD SERVICE ESTABLISHMENTS (FOG PROGRAM)

There are 1,086 food service establishments (FSE) in Scottsdale that were monitored through its Fats, Oils, and Grease (FOG) program to ensure adequate pumping frequencies are met to protect the city's collections system. In 2021, a total of 2,427 inspections were performed at FSEs, including bars, hotels, night clubs, and golf courses. Inspectors perform visual checks of the grease capturing device, review recent pumping manifests, and discuss kitchen best management practices (BMP) that should be utilized to reduce wastes from entering the collections system.

AUTOMOTIVE SERVICE & REPAIR FACILITIES (POG PROGRAM)

Scottsdale is home to 143 automotive service and/or repair shops that have sand/oil separators that are inspected at least annually to ensure compliance with local ordinances. Pretreatment staff completed 230 inspections on Petroleum, Oils, and Grease (POG) interceptors, which include a visual check of the device a review of recent pumping manifests. Inspectors also walk the work area(s) to educate facility staff on proper shop BMPs and distribute educational materials when appropriate.

INDUSTRIAL WASTE SURVEYS

Scottsdale Water works to identify new businesses that may have the potential to impact the POTW, based on the type of business they conduct and any site-specific concerns that are observed. Such facilities are added to the database and if upon the initial visit the inspector finds a reason to return for routine inspection, the facility is put on a routine, annual inspection cycle. Surveys include a walkthrough of inside spaces to identify any processes in place, chemicals used/stored, locations and quantity of drains and an inspection of outdoor areas to identify potential stormwater concerns. The Pretreatment group performed inspections at 31 commercial facilities during 2021 and added the details to a database to track activities and compliance status.

EDUCATIONAL SOURCE CONTROL PROGRAMS

The city's Pollution Prevention Program includes the Water Resources Citizens Academy for residents and stakeholders, Household Hazardous Waste Program, Electronic Recycling Waste Collection Program, Waste Minimization Program, and the Curbside Recycling Program. Through these educational programs large amounts of waste materials including toxic chemicals have been diverted from normal waste streams such as the municipal sewer or local landfill.

COMMUNITY OUTREACH/EDUCATION

Due to the Covid-19 pandemic, major events were canceled or postponed in 2021 and therefore, large-scale outreach attempts could not be made. In typical years, Water Quality staff participates in several outreach events to educate the public on pollution prevention topics. Education continued to be provided to business owners during routine inspections, as described above.

ENVIRONMENTAL ADVISORY COMMISSION

The Environmental Advisory Commission is a City Council appointed group whose purpose is to advise the Council on issues related to preservation and enhancement of the local environment. The city of Scottsdale has taken every opportunity to establish community participation programs in which citizens can become involved. Boards, commissions, and committees in various area of interest have been organized for residents to take an active role in their city government. The Environmental Advisory Commission provides guidance on the prioritization of current and future environmental activities and recommends environmental policies to the City Council.

EDUCATIONAL PUBLICATIONS AND WEBSITES

The city distributes several publications to help educate residents and employees on environmental issues and current environmental-related events. The information is also made available on departmental websites pertaining to Pollution Prevention and related information.

Educational Publications that Include Pollution Prevention Topics		
Publication	Format	Distribution
CityLine	Weekly Newsletter	E-Mailed to Scottsdale employees
Scottsdale Update	Weekly Newsletter	E-mailed to subscribers (employees and the public)
Environmental eNews	Periodic Newsletter	E-mailed to subscribers (employees and the public)
Protect Your Water	Departmental Website	www.scottsdaleaz.gov/water/protect-your-water#dyp
Revised Scottsdale Code	Departmental Website	https://www.municode.com/library/az/scottsdale/codes/code_of_ordinances

CITY OF SCOTTSDALE

SUMMARY OF PRETREATMENT PROGRAM EXPENDITURES

January 1, 2021 – December 31, 2021 – Total Pretreatment Expenditures **\$345,237**

PRETREATMENT PROGRAM PERSONNEL

<u>Title</u>	<u>FTEs 2020</u>	<u>FTEs 2021</u>
Regulatory Compliance Manager	0.2	0.2
Water Quality Supervisor	1.0	1.0
Water Quality Specialists*	4.0	4.0

***This position shares responsibilities in other water quality programs**

PRETREATMENT PROGRAM EXPENDITURES

Laboratory Services	\$9,324.00
Operating Supplies and Expenses	\$323,803.00
Annual Software Maintenance/Support	\$12,110.00

PRETREATMENT EQUIPMENT INVENTORY

<u>Equipment Name</u>	<u>Purchased 2021</u>	<u>Total 2021</u>
pH Meter	0	3
Gas Detectors	0	2
Portable Auto-Sampler	0	6
Vehicles	0	4
Computers / Software	0	9
Area Velocity Probes	0	3
Samplers / pH	0	1

**CITY OF SCOTTSDALE
LIST OF SIGNIFICANT INDUSTRIAL USERS AS OF 12/31/2021**

	COMPANY NAME AND ADDRESS	WWTP	SIC Code	Regulation
1.	HonorHealth - Osborn 7400 East Osborn Road Scottsdale, Arizona 85251-6432	91 st Ave	8062	Local Limits
2.	HonorHealth - Shea 9003 East Shea Boulevard Scottsdale, Arizona 85260-6709	91 st Ave	8062	Local Limits
3.	HonorHealth - Thompson Peak Pkwy 7400 East Thompson Peak Parkway Scottsdale, Arizona 85255-4109	91 st Ave	8062	Local Limits
4.	Mayo Clinic Scottsdale 13400 East Shea Boulevard Scottsdale Arizona 85259-5499	91 st Ave	8062	Local Limits

ADDITIONS

The following Significant Industrial Users were added in 2021:

None

DELETIONS

The following Significant Industrial Users have ceased operations in 2021:

None

RECLASSIFICATIONS

The following Significant Industrial Users have been reclassified in 2021:

None

NAME CHANGES

The following Significant Industrial Users changed their names in 2021:

None		

City of Scottsdale
PRETREATMENT PERFORMANCE SUMMARY
91st Avenue Wastewater Treatment Plant

I. General Information						
Control Authority Name: City of Scottsdale				NPDES No.: AZ0020524		
Address: 8787 East Hualapai Drive		City: Scottsdale		State: Arizona		ZIP: 85255
Contact Person: Carie Wilson				Contact Telephone Number: (480) 312-8718		
Reporting Period: January 1 – December 31, 2021			Categorical IUs: 0		Significant Non-Categorical IUs: 4	
II. Significant Industrial User Compliance						
	Categorical		Non-categorical		Total SIUs	
	No.	%	No.	%	No.	%
1.	No. of SIUs in Full Compliance		4	100%	4	100%
2.	No. of SIUs in Inconsistent Compliance		0	0%	0	0%
3.	No. of SIUs in Significant Noncompliance		0	0%	0	0%
4.	No. of Parameter Violations		0		0	
5.	No. of Reporting Violations		0		0	
6.	No. of Permit Condition Violations		0		0	
III. Compliance Monitoring Program						
	Categorical		Non-categorical		Total SIUs	
	No.	%	No.	%	No.	%
1.	No. of Control Documents Issued		4		4	
2.	No. of Non sampling Inspections Conducted		4		4	
3.	No. of Facilities Inspected (Non sampling)		4		4	
4.	No. of Sampling Visits Conducted		16		4	
5.	No. of Facilities Sampled		4		4	
IV. Enforcement Actions						
	Categorical		Non-categorical		Total SIUs	
	No.	%	No.	%	No.	%
1.	Notices of Violations Issued to SIUs		0		0	
2.	Temporary Increase in IU Self-Monitoring		0		0	
3.	Administrative Orders Issued to SIUs		0		0	
4.	Compliance Schedules Issued		0		0	
5.	Settlement Agreements		0		0	
6.	Other Actions		0		0	
7.	Amount of Penalties Collected (Total Dollars / IUs Assessed)		\$ 0.00 / 0		\$ 0.00 / 0	

ENFORCEMENT SUMMARY AND COMMENTS

Company Name: GENERAL DYNAMICS MISSIONS SYSTEMS

Process Flow: 600 GPD

General Information and type of wastewater treatment	<p>This facility has been issued a Non-Significant Industrial User Discharge Permit as of 01/22/2018. Categorical process waste streams have been removed and the IU requested their batch sled pretreatment system be removed. Due to years of sampling data showing compliance, they were granted this new permit. The 6,000-gal waste stream retention sump is still in place as well as their sampling compliance point. They now discharge in batches of 6,000-8,000 gallons roughly every 4-6 weeks. They are notified in advance of the city's sampling event to provide enough discharge to allow for a flow-weighted composite sample. They discharge at a rate of 30 gallons per minute, resulting in a 4-5-hr. sampling window during this batch discharge.</p>
First Quarter	<p>No sampling activities conducted by the city or facility. SMR submitted. No enforcement actions.</p>
Second Quarter	<p>The city conducted 1 day of sampling during the quarter. SMR submitted. No enforcement actions.</p>
Third Quarter	<p>No sampling activities conducted by the city or facility. SMR submitted. No enforcement actions.</p>
Fourth Quarter	<p>No sampling activities conducted by the city or facility. SMR submitted. An inspection of the facility was conducted during this quarter.</p>

To be published for this year in newspaper for Significant Non-Compliance? Yes **X** No

Penalties this reporting Year: Assessed **\$ 0.00** Collected **\$ 0.00**

ENFORCEMENT SUMMARY AND COMMENTS

Company Name: Scottsdale Healthcare - Osborn

Process Flow: 120,000 GPD (Average)

General Information and type of wastewater treatment	<p>HonorHealth – Osborn is a part of the HonorHealth network of hospitals. It is a full-service hospital (SIC 8062) and is permitted as a non-categorical Significant Industrial User. HonorHealth – Osborn utilizes Best Management Practices (BMPs) as their primary treatment of process water. There is no physical pretreatment system in place.</p>
First Quarter	<p>City of Scottsdale and HonorHealth Osborn separately conducted quarterly sample monitoring of the facility. No enforcement actions.</p>
Second Quarter	<p>City of Scottsdale and HonorHealth Osborn separately conducted quarterly sample monitoring of the facility. No enforcement actions.</p>
Third Quarter	<p>City of Scottsdale and HonorHealth Osborn separately conducted quarterly sample monitoring of the facility. No enforcement actions.</p>
Fourth Quarter	<p>City of Scottsdale and HonorHealth Osborn separately conducted quarterly sample monitoring of the facility. City staff conducted an inspection at the facility. No enforcement actions.</p>

To be published for this year in newspaper for Significant Non-Compliance? Yes **X** No

Penalties this reporting Year: Assessed **\$ 0.00** Collected **\$ 0.00**

CITY OF SCOTTSDALE SIGNIFICANT INDUSTRIAL USER COMPLIANCE STATUS REPORT

NAME: HonorHealth – Shea		REPORT PERIOD: 01/01/2021 through 12/31/2021		
SERVICE ADDRESS: 9003 EAST SHEA BLVD		MAILING ADDRESS: SAME		
CATEGORICAL USER? No	40 CFR Local limits	LIMITS APPENDIX: A	BMR SUBMITTED: 11/15/1991	
TTO CERTIFICATION DATE SUBMITTED: 1/06/2021		PERMIT EFFECTIVE: 1/1/2016	PERMIT EXPIRES: 12/31/2021	
SAMPLING LOCATION VERIFIED ON: 1/06/2021		RCRA NOTICE: 8/17/1992		
SLUG CONTROL PLAN EVALUATION DATE: 1/23/2020				
	1st Quarter (Jan 1 - Mar 31)	2nd Quarter (Apr 1 - Jun 30)	3rd Quarter (Jul 1 - Sep 30)	4th Quarter (Oct 1 - Dec 31)
Number of Inspections	0	0	0	1
Number of City Sampling Days	2	2	2	2
Number of IU Sampling Days	1	1	1	1
Number of Parameter Violations	0	0	0	0
Number of Inspection Violations	0	0	0	0
Number of Reporting Violations	0	0	0	0
Number of Permit Cond. Violations	0	0	0	0
Compliance Status	C	C	C	C
Evaluated as of:	4/23/2021	7/23/2021	10/25/2021	1/20/2022

COMPLIANCE CODES: C = Compliance I = Inconsistent Compliance S = Significant Noncompliance
If company is in I or S, then the following table applies:

Quarter	Type of Violation	Date of Violation	Sample Composite or Grab	Limit Federal or City	Monitoring City or IU	Parameter	Value / Limit	Number of Measurements per Quarter
			1st Quarter (Jan 1 – Mar 31)	2nd Quarter (Apr 1 - Jun 30)	3rd Quarter (Jul 1 – Sep 30)	4th Quarter (Oct 1 - Dec 31)		
Enforcement Status			N	N	N	N		

Enforcement Status Codes

- | | | |
|--|--|--|
| A - Notice of Violation (NOV)
B - Administrative Order (AO)
C - Civil Action Filed
D - Criminal Action Filed
E - Pretreatment Settlement Agreement (PSA) | F - Assessment of Monetary Penalties
G - Restriction of Flow
H - Permit Revocation
I - Compliance Schedule Issued
J - Disconnection from Sewer | K - Published in Newspaper for Significant Non-Compliance (SNC) In Prior Reporting Year
L - Temporary Increase in IU Self-Monitoring (TISM)
N- No Enforcement Action |
|--|--|--|

ENFORCEMENT SUMMARY AND COMMENTS

Company Name: HonorHealth – Shea

Process Flow: 28,800 (GPD) Average

General Information and type of wastewater treatment	<p>HonorHealth Shea Medical Center is a part of the HonorHealth network of hospitals. It is a full-service hospital (SIC 8062) and is permitted as a non-categorical Significant Industrial User (SIU). HonorHealth utilizes Best Management Practices (BMPs) as their primary treatment of process wastewater. There is no physical pretreatment system in place.</p>
First Quarter	<p>The city conducted two days of sampling during the quarter. HonorHealth – Shea conducted their required quarterly self-monitoring. No enforcement actions.</p>
Second Quarter	<p>The city conducted two days of sampling during the quarter. HonorHealth – Shea conducted their required quarterly self-monitoring. No enforcement actions.</p>
Third Quarter	<p>The city conducted two days of sampling during the quarter. HonorHealth – Shea conducted their required quarterly self-monitoring. No enforcement actions.</p>
Fourth Quarter	<p>The city conducted two days of sampling during the quarter and HonorHealth – Shea conducted their required quarterly self-monitoring. The annual inspection was conducted during this quarter. No enforcement actions.</p>

To be published for this year in newspaper for Significant Non-Compliance? Yes **X** No

Penalties this reporting Year: Assessed **\$ 0.00** Collected **\$ 0.00**

CITY OF SCOTTSDALE SIGNIFICANT INDUSTRIAL USER COMPLIANCE STATUS REPORT

NAME: HonorHealth – Thompson Peak		REPORT PERIOD: 01/01/2021 through 12/31/2021		
SERVICE 7400 E. Thompson Peak Pkwy		MAILING ADDRESS: Same		
ADDRESS: Scottsdale, AZ 85255-4109		CATEGORICAL USER? No		40 CFR Local Limits
		LIMITS APPENDIX: A	BMR SUBMITTED: N/A	
TTO CERTIFICATION DATE SUBMITTED: 10/22/2021		PERMIT EFFECTIVE: 10/01/2018	PERMIT EXPIRES: 9/30/2023	
SAMPLING LOCATION VERIFIED ON: 10/13/2021		RCRA NOTICE: 10/01/2009		
SLUG CONTROL PLAN EVALUATION DATE: 09/14/2021				
	1st Quarter (Jan 1 - Mar 31)	2nd Quarter (Apr 1 - Jun 30)	3rd Quarter (Jul 1 - Sep 30)	4th Quarter (Oct 1 - Dec 31)
Number of Inspections	0	0	1	0
Number of City Sampling Days	2	2	2	2
Number of IU Sampling Days	1	1	1	1
Number of Parameter Violations	0	0	0	0
Number of Inspection Violations	0	0	0	0
Number of Reporting Violations	0	0	0	0
Number of Permit Cond. Violations	0	0	0	0
Compliance Status	C	C	C	C
Evaluated as of:	4/12/2021	7/27/2021	10/22/2021	1/20/2022

COMPLIANCE CODES: C = Compliance I = Inconsistent Compliance S = Significant Noncompliance
If company is in I or S, then the following table applies:

Quarter	Type of Violation	Date of Violation	Sample Composite or Grab	Limit Federal or City	Monitoring City or IU	Parameter	Value / Limit	Number of Measurements per Quarter
			1st Quarter (Jan 1 – Mar 31)		2nd Quarter (Apr 1 - Jun 30)		3rd Quarter (Jul 1 – Sep 30)	4th Quarter (Oct 1 - Dec 31)
Enforcement Status			N	N	N	N		

Enforcement Status Codes

- | | | |
|---|--------------------------------------|---|
| A - Notice of Violation (NOV) | F - Assessment of Monetary Penalties | K - Published in Newspaper for Significant Non-Compliance (SNC) In Prior Reporting Year |
| B - Administrative Order (AO) | G - Restriction of Flow | L - Temporary Increase in IU Self-Monitoring (TISM) |
| C - Civil Action Filed | H - Permit Revocation | N- No Enforcement Action |
| D - Criminal Action Filed | I - Compliance Schedule Issued | |
| E - Pretreatment Settlement Agreement (PSA) | J - Disconnection from Sewer | |

ENFORCEMENT SUMMARY AND COMMENTS

Company Name: HONORHEALTH – THOMPSON PEAK

Process Flow: 79,000 (GPD) Average

General Information and type of wastewater treatment	<p>The Thompson Peak location is a part of the HonorHealth network of hospitals. The facility is a full-service hospital with a certified Chest Pain Center, emergency department, and inpatient/outpatient surgery center. HonorHealth – Thompson Peak is a non-categorical Significant Industrial User (SIU) and utilizes pH neutralization in its laboratory sinks and implements Best Management Practices (BMPs). There is no physical pretreatment system in place.</p>
First Quarter	<p>The city conducted one sampling event during the quarter. HonorHealth – Thompson Peak conducted their required quarterly self-monitoring. No enforcement actions.</p>
Second Quarter	<p>The city conducted one sampling event during the quarter. HonorHealth – Thompson Peak conducted their required quarterly self-monitoring. No enforcement actions.</p>
Third Quarter	<p>The city conducted one sampling event during the quarter and inspected the facility once. HonorHealth – Thompson Peak conducted their required quarterly self-monitoring. No enforcement actions.</p>
Fourth Quarter	<p>The city conducted one sampling event during the quarter. HonorHealth – Thompson Peak conducted their required quarterly self-monitoring. No enforcement actions.</p>

To be published for this year in newspaper for Significant Non-Compliance? Yes **X** No

Penalties this reporting Year: Assessed **\$ 0.00** Collected **\$ 0.00**

**CITY OF SCOTTSDALE
SIGNIFICANT INDUSTRIAL USER COMPLIANCE STATUS REPORT**

NAME: Mayo Clinic		REPORT PERIOD: 01/01/2021 through 12/31/2021		
SERVICE ADDRESS: 13400 E Shea Blvd, Scottsdale, AZ 85259		MAILING ADDRESS: Same		
CATEGORICAL USER? NO	40 CFR: LOCAL LIMITS	LIMITS APPENDIX: A	BMR SUBMITTED: N/A	
TTO CERTIFICATION DATE SUBMITTED: 01/13/21		PERMIT EFFECTIVE: 01/01/2016	PERMIT EXPIRES: 12/31/2021	
SAMPLING LOCATION VERIFIED ON: 10/12/21		RCRA NOTICE: 12/28/1990		
SLUG CONTROL PLAN EVALUATION DATE: 01/13//2021				
	1st Quarter (Jan 1 - Mar 31)	2nd Quarter (Apr 1 - Jun 30)	3rd Quarter (Jul 1 - Sep 30)	4th Quarter (Oct 1 - Dec 31)
Number of Inspections	0	0	0	1
Number of City Sampling Days	2	2	2	2
Number of IU Sampling Days	1	1	1	1
Number of Parameter Violations	0	0	0	0
Number of Inspection Violations	0	0	0	0
Number of Reporting Violations	0	0	0	0
Number of Permit Cond. Violations	0	0	0	0
Compliance Status	C	C	C	C
Evaluated as of:	04/23/20201	07/20/2021	10/20/2021	01/13/2022

COMPLIANCE CODES: C = Compliance I = Inconsistent Compliance S = Significant Noncompliance
If company is in I or S, then the following table applies:

Quarter	Type of Violation	Date of Violation	Sample Composite or Grab	Limit Federal or City	Monitoring City or IU	Parameter	Value / Limit	Number of Measurements per Quarter
			1st Quarter (Jan 1 – Mar 31)		2nd Quarter (Apr 1 - Jun 30)		3rd Quarter (Jul 1 – Sep 30)	4th Quarter (Oct 1 - Dec 31)
Enforcement Status			N	N	N	N	N	N

Enforcement Status Codes

- | | | |
|---|--------------------------------------|---|
| A - Notice of Violation (NOV) | F - Assessment of Monetary Penalties | K - Published in Newspaper for Significant Non-Compliance (SNC) In Prior Reporting Year |
| B - Administrative Order (AO) | G - Restriction of Flow | L - Temporary Increase in IU Self-Monitoring (TISM) |
| C - Civil Action Filed | H - Permit Revocation | |
| D - Criminal Action Filed | I - Compliance Schedule Issued | |
| E - Pretreatment Settlement Agreement (PSA) | J - Disconnection from Sewer | N- No Enforcement Action |

ENFORCEMENT SUMMARY AND COMMENTS

Company Name: MAYO CLINIC

Process Flow: 26,677 gpd (average)

General Information and type of wastewater treatment	<p>This is a large doctor clinic facility. Wastewater treatment consists of physical separation via gravity interceptors and stream segregation. Any acids that are used in the laboratory are pH neutralized prior to discharge. No sampling violations.</p>
First Quarter	<p>City of Scottsdale and Mayo Clinic separately conducted quarterly sample monitoring of the facility. No sampling violations. SMR submitted.</p>
Second Quarter	<p>City of Scottsdale and Mayo Clinic separately conducted quarterly sample monitoring of the facility. No sampling violations. SMR submitted.</p>
Third Quarter	<p>City of Scottsdale and Mayo Clinic separately conducted quarterly sample monitoring of the facility. No sampling violations. SMR submitted.</p>
Fourth Quarter	<p>City of Scottsdale and Mayo Clinic separately conducted quarterly sample monitoring of the facility. No sampling violations. SMR submitted. An annual inspection was completed at the facility.</p>

To be published for this year in newspaper for Significant Non-Compliance? Yes No

Penalties this reporting Year: Assessed \$ 0.00 Collected \$ 0.00

SECTION 2.5
CITY OF TEMPE

POTW PRETREATMENT ANNUAL REPORT

CITY OF TEMPE, ARIZONA

NPDES Permit Holder: City of Phoenix, Arizona

Period Covered by this Report: 01/01/2021 through 12/31/2021

Name of Wastewater Treatment Plant: 91st Avenue Wastewater Treatment Plant

NPDES Permit Number: AZ0020524


Person to Contact Concerning City of Phoenix Information Contained in the Report:

Richard Dalton
Environmental Compliance Supervisor
Post Office Box 5002
MS 38-1
Tempe, Arizona 85280
480-350-2851

As required by 40 C.F.R. Section 122.22(b)(2):

I certify under penalty of law that all CITY OF TEMPE attachments contained in this document were prepared under my direction or supervision in accordance with a system designed to assure that qualified personnel properly gather and evaluate the information submitted. Based on my inquiry of the person or persons who manage the system, or those persons directly responsible for gathering the information, the information submitted is, to the best of my knowledge and belief, true, accurate, and complete. I am aware that there are significant penalties for submitting false information, including the possibility of fine and imprisonment for knowing violations.

2/3/2022
Date:


Tara Ford
Deputy Municipal Utilities Director
Water Utilities Division City of Tempe, Arizona

INTRODUCTION

Tempe, with a population of 195,850, is the eighth largest city in the State of Arizona. Tempe is located in the heart of the Phoenix Metropolitan Area and is bordered by Scottsdale, Mesa, Phoenix, Guadalupe and Chandler. The average annual rainfall is 9.33 inches, the average high temperature is 87 degrees Fahrenheit (°F), the average low temperature is 55°F and the combined average temperature is 71°F.

Charles Trumbull Hayden founded the City in 1872 when he established Hayden Milling and Farming Ditch Company (at one time, Hayden Flour Mills was the oldest continuously operating business in the State). Tempe, incorporated in 1894, presently encompasses approximately 40 square miles and the elevation ranges from 1,140 feet to 1,495 feet. Additionally, the Town of Guadalupe is part of the Tempe's potable water service area, and an upstream user of the Tempe Sanitary Sewer System, with a land area of 0.81 square miles, and a population of 6,631.

As a major city in the Phoenix Metropolitan Area, Tempe has a diversified economic base. It is primarily a manufacturing city, with firms including producers of electronics, propulsion equipment, advanced medical equipment, prefabricated housing, machine products and mobile homes. In addition, there are commercial services, shopping centers, banking, developers, lodging and the spectrum of services necessary to support the economic base. Tempe supports industrial parks, which house heavy, medium and light industrial activities. The economy of Tempe employs 121,873 people, with the largest workforce sectors being educational services, food services, industrial and retail trade.

Tempe is home to Arizona State University's (ASU) main campus. ASU is one of the five largest public universities in the nation, with an enrollment of approximately 150,000 students, where the majority of the students attend Tempe's 664-acre main campus. Tempe is also home to the 320-acre Arizona State University Research Park.

The United States Environmental Protection Agency (EPA) approved Tempe's Industrial Pretreatment Program in 1983. The objective of this program is to regulate discharges, primarily from non-domestic users (commercial and industrial facilities), which discharge toxic or unusually strong conventional wastes that must be treated by the Publicly Owned Treatment Works (POTW). Discharges from these facilities are controlled and regulated through the issuance discharge permits and enforcing national categorical standards, as well as custom local discharge limits based on the 91st Avenue Wastewater Treatment Plant carrying and receiving capacities.

Summary of Pretreatment Program Changes

January 1, 2021 through December 31, 2021

The City of Tempe Industrial Pretreatment Program (IPP) is under the oversight of the Water Utilities Division of the Municipal Utilities Department. There have been some changes within the IPP during calendar year 2021. One Categorical Industrial User (CIU) was added to the number of permitted industrial users under our program's reporting oversight in 2021. Additionally, the city added a zero discharge CIU.

The Capital Improvement Program (CIP) Project, referenced in Tempe's 2019 Annual Pretreatment Report, to increase sewer capacity in an industrial section of Tempe was completed on schedule in early 2020. The SIU that requested additional capacity entered into an agreement with the City to reimburse the city for costs incurred to complete the CIP. The SIU made the second, of ten, annual installments in the amount of \$482,568 toward the total amount of \$4,825,680 for the CIP.

Tempe continues to utilize SAMSIPP and SwiftComply electronic compliance data and program management solutions, which support the IPP as well as the Fats, Oils and Grease, and Tempe Grease Cooperative (TGC) programs respectively. The SAMSIPP solution also manages the commercial/industrial, stormwater, and environmental call-out response inspection activities. In 2021, all require Notice of Inspection Rights and Chain of Custody forms for the pretreatment program are now generated by the SAMSIPP program. Additionally, Tempe has begun the application process for approval of the SAMSIPP program to demonstrate compliance with the EPA's Cross Media Electronic Reporting Rule (CROMMER), which requires Tempe to receive all report required under a federal statute electronically.

As of December 31, 2021, TGC membership consists of 212 food service establishments and three permitted industrial users. Information about the Tempe Grease Cooperative is available at <http://www.tempe.gov/grease>.

Tempe is currently in the process of reviewing and updating their Sewer Use Ordinance as well as the associated Enforcement Response Plan and Rules and Procedures for Interceptors and Traps for Wastewater Pretreatment and anticipates having it ready for adoption by the end of 2022.

CITY OF TEMPE

Annual Best Management Practices Report

**Pollution Prevention through Point Source Control Measures
&
Educational Outreach Program Efforts
for January 1, 2021 through December 31, 2021**

CITY OF TEMPE

2021 ANNUAL BEST MANAGEMENT PRACTICES REPORT OF POLLUTION PREVENTION THROUGH POINT SOURCE CONTROL MEASURES & EDUCATIONAL OUTREACH PROGRAM EFFORTS

POLLUTION PREVENTION THROUGH POINT SOURCE CONTROL PROGRAMS

Information shown below constitutes continuous and ongoing efforts by the City of Tempe Municipal Utilities Department to prevent, reduce and/or eliminate pollutants from entering the sewer collection system.

POINT SOURCE CONTROL PROGRAM

The City of Tempe continues its efforts to identify controllable sources of pollutants discharged to the regional 91st Avenue Wastewater Treatment Plant, located within the City of Phoenix. The City continues to monitor potential commercial and industrial users to identify possible sources of arsenic, chromium, copper, cyanide, lead, nickel, selenium, zinc, Total Toxic Organics (TTO), other prohibited materials and materials identified at industrial facilities currently under permit with the City of Tempe.

The City continues to meet the requirements of the Phase I Stormwater Arizona Pollution Discharge Elimination System (AZPDES) Permit Number AZS000005-2010.

CITY OF TEMPE PERMANENT HOUSEHOLD PRODUCTS COLLECTION CENTER

The City of Tempe is committed to responding to the needs of its citizens and protecting the environment. The permanent Household Products Collection Center (HPCC) enables the City of Tempe to:

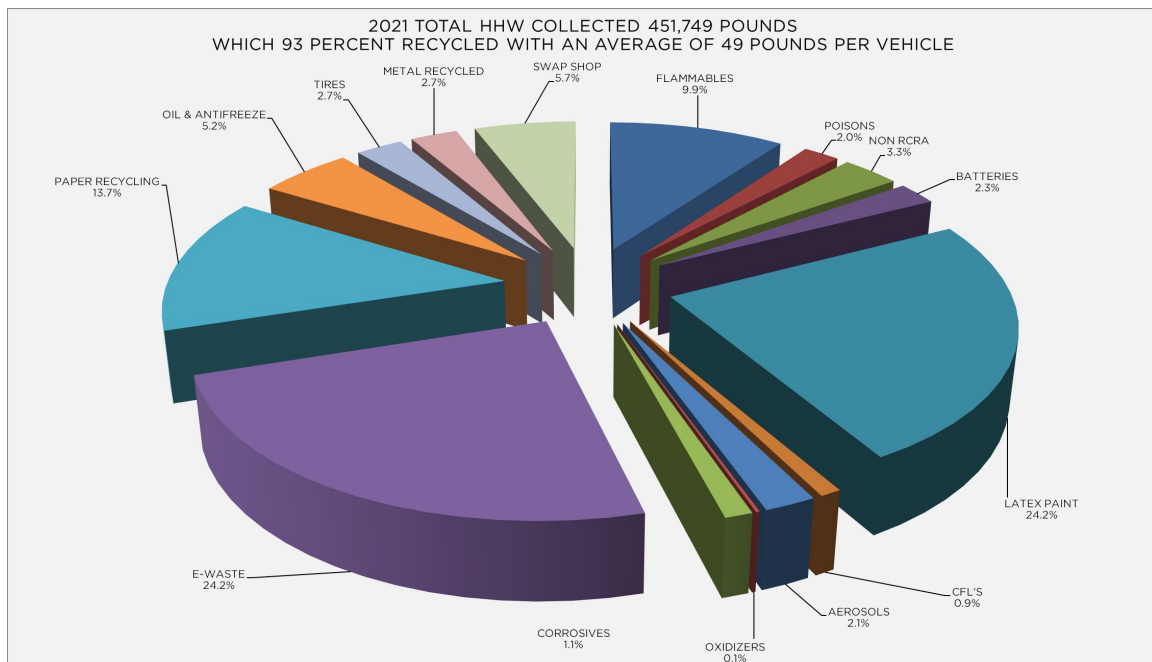
- Provide for the safe and convenient disposal of most common household products on a continuous basis;
- Enhance recycling of collected materials;
- Protect the environment and public health and safety by reducing the amount of illegal dumping; and
- Provide public education on the proper management of household chemicals.

Participation at the facility increased by 44 percent in 2021 with 9,219 visitors, which resulted in the diversion of 451,749 pounds of waste that could have otherwise been disposed of in a landfill or sanitary sewer system, which is a 32 percent increase from 2020. The increase in participation was likely due to restoration of operating hours in which the facility was open to the public due to the lifting of the operating restrictions that were a result the COVID-19 pandemic.

HPCC is not able to accept radioactive materials, medical waste, ammunition or explosive materials. Information on proper disposal options for these materials is provided at the facility, and available on their website at: www.tempe.gov/householdproducts.

The Swap Area within HPCC allows residents to reuse virgin or near-virgin household materials and is one of the many source reduction activities the City is utilizing at HPCC. Others include:

- Evacuation of aerosol cans and bulking waste propellant and product;
- Recycling metal containers and cardboard;
- Bulking common materials in lieu of lab packing them for disposal;
- Bulking latex paint, which is then provided free-of-charge to various organizations for graffiti removal or used in the construction of new roadways;
- Recycling of used motor oil and antifreeze for post-consumer use.



HPCC is operated and managed by the City’s Municipal Utilities Department and funded by the water/wastewater fund.

A complete HPCC report is available at: www.tempe.gov/householdproducts.

ENVIRONMENTAL SERVICES SECTION WEBPAGE

The City’s websites provide information on various Departments, Divisions and Sections throughout the City, including the Environmental Services Section (ESS). These sites include information on staffing, information request forms, City activities, weather, career opportunities and an array of other City business, including compliance and enforcement documents utilized by ESS.

ESS continues to update its website, which is available to businesses and residents 24 hours a day, 365 days a year. Information available on the website includes pollution prevention and source control, Best Management Practices (BMPs) and public outreach events. Access to online test entry in support of the Cross-Connection Control Program is also available on Tempe's Water Utilities Division website at www.tempe.gov/government/municipal-utilities/water.

ESS has developed, and regularly updates, a document and information section on its website. This allows permitted industries to complete and submit the semiannual and/or annual reports online.

RESIDENTIAL COMMUNITY OUTREACH – TEMPE TODAY

Community outreach is accomplished through Tempe Today, a newsletter of events and activities, as well as informational inserts provided in monthly water utility bills. The articles listed below highlight some of Tempe's pollution prevention activity in 2021. All newsletters and inserts are available at www.tempe.gov/tempetoday.

March 2021, included an article "Zero Waste Day is April 24", advising residents about the April 2021, Zero Waste Day. This provides residents with the opportunity to clean out their attics, basements, closets and garages of used but usable items and pass them on to local people in need. More information is available at www.tempe.gov/ZeroWaste.

March 2021, included an article, "*Turn in old, expired meds*", which highlighted Tempe's partnership with the Arizona Drug Enforcement Administration to host a "take back" that allows residents to properly dispose of prescription and non-prescription medication in an environmentally responsible manner and thereby keep it out of the sewer system. The article advised residents of a disposal event on April 24, 2021, at the Tempe Police South Substation. Additionally, residents are reminded that two secure medication disposal kiosks are available for community members year-round during business hours at the Apache Police Substation, and downtown Police Headquarters For additional information, contact [Molly Enright@tempe.gov](mailto:Molly.Enright@tempe.gov) or 480-858-6148

April 2021, included an article, "*April is Earth Month*", which advised residents that the Sustainable Tempe webpage offers information on the programs and projects happening in Tempe that help to create lasting, positive environmental changes. Residents can learn more about Tempe's sustainability efforts at www.tempe.gov/ClimateAction and www.tempe.gov/SustainableTempe

May 2021, includes an article, "June is Garbologist month", which acknowledges the effort and pride that Tempe Solid Waste staff, puts into collecting solid waste and recycling each week that subsequently keeps it out of the public sanitary and storm sewers. More information on Tempe's solid waste and recycling efforts is available at www.tempe.gov/SolidWaste

June 2021, included an article, “*Are you monsoon-ready?*” that explained to residents how stormwater can be protected by avoiding the use of pesticides, herbicides, fertilizers and other outdoor chemical products when rain is likely. It also highlighted that by properly storing these chemicals under cover and cleaning up spills immediately after they occur, residents could prevent the introduction of these chemicals into a waterway. Information on monsoon safety is available at www.tempe.gov/monsoons.

July 2021, included an article, “*Be stormwater smart*”, that reminded residents when rains, the resulting excess can wash off lawns and driveways, creating the potential to pollute Tempe’s lakes and drinking water aquifers. Additionally, residents are advised to avoiding use of pesticides, herbicides, fertilizers and other outdoor chemical products when rain is likely. Information on monsoon cleanup is available at www.tempe.gov/stormwater

August 2021, included an article, “*Monsoon cleanup tips*”, that advises residents of proper disposal options for downed trees, shrubs and other green organics. Residents can take green waste to Tempe’s Compost/Inert Yard or request a bulk collection pickup outside of their regular pickup schedule. Information on monsoon cleanup is available at www.tempe.gov/SolidWaste and www.tempe.gov/monsoons

September 2021, included an article, “Wastewater data program receives \$1 million grant”, which informs residents that the State of Arizona received a federal Epidemiology and Laboratory Capacity Cooperative Agreement from the CDC to partner with the City of Tempe to expand its COVID-19 wastewater epidemiology program. Tempe has been measuring the presence of COVID-19 signals in the wastewater since March of 2020 and gathers data from multiple wastewater collection areas throughout the city, including the Town of Guadalupe. Information on Tempe’s wastewater data program is available at www.tempe.gov/indicators.

September 2021, included an article, “Tempe Police & DEA partner on October 23 drug disposal event”, that highlights Tempe’s partnership with the Arizona Drug Enforcement Administration and other law enforcement agencies across the state for a drug “take back” event on October 23, 2021 at the Tempe Police South Substation. The article also reminds residents that two secure medication disposal kiosks are available for community members year-round during business hours at the Apache Police Substation, and downtown Police Headquarters. For additional information, contact Molly_Enright@tempe.gov or 480-858-6148.

October 2021, included an article, “*Zero Waste Day is Nov. 20*”, that advised residents about the November 2021, Zero Waste Day. The Zero Waste Day provided the platform to donate unwanted household waste in an environmentally responsible way. Residents were able to drop off e-waste, hazardous household items and documents, and the City recycled or donated items to charity as

appropriate. The City also gave away recycled paint and Tempe-produced compost at no charge. More information about Zero Waste Days is available at www.tempe.gov/ZeroWaste.

December 2021, included an article, “*Holiday recycling*”, that provided Tempe residents with information and guidance on how to properly dispose of accumulated grease waste, as well as other items that required disposal, reuse or repurposing. More information about how to properly dispose of or recycle holiday waste accumulated is available at www.tempe.gov/FOG, www.tempe.gov/recycle and www.tempe.gov/ZeroWaste.

December 2021, included an article, “*Heed ‘No Burn Day’ warnings*”, ADEQ regularly conducts tests on particulate matter (PM) to ensure air quality meets federal and state guidelines. It advised residents that on days when PM is expected to be too high, a health watch or high pollution advisory is issued, resulting in a No Burn Day. Residents are not allowed to burn wood in their fireplaces, stoves, chimneys and fire pits on these days, however gas and electric fireplaces are permitted to use. Information is available at www.tempe.gov/AirQuality and residents can sign up for No Burn Day alerts at www.cleanairmakemore.com.

Flyers and other outreach material were distributed to individuals attending public events including the Zero Waste Days, the winter Tempe Arts Festival in December of 2021.

ESS staff continues to participate on a Wastewater Data Analytics committee in partnership with ASU to support opioid reduction and outreach through the collection and analysis of wastewater at several points throughout the collection system. Additional information is available at www.tempe.gov/opioids and www.covid19.tempe.gov

INDUSTRIAL AND COMMERCIAL INSPECTIONS AND COMMUNITY OUTREACH

The City of Tempe continues its public education outreach program by placing articles on pollution prevention, household recycling and BMPs in the *Tempe Today* newsletter. The publication of the *Tempe Environmental Bulletin*, a quarterly newsletter in electronic format, is distributed to Tempe Industrial Users and contains articles on pollution prevention.

BMP brochures including: “*Fats, Oils and Grease (FOG) Management for the Food Service Industry*”, and “*Why Does the City of Tempe Perform Industrial/Commercial Facility Inspections?*”. Additional relevant documents are distributed to commercial or industrial facilities during site inspections as appropriate. These documents are available, along with other BMP brochures at www.tempe.gov/stormwatertips.

As reported in the Pretreatment Performance Summary, staff performed 53 inspections at Significant Industrial Users (SIUs). ESS conducted 24 additional inspections at Industrial Users, permitted with either a Class II, III or IV discharge permit, during the period of January 1, 2021 through December 31, 2021. Additionally, staff performed 406 non-food service establishment commercial/industrial multi-media inspections.

The City received, and responded to, 140 calls during the 2021 calendar year. ESS works closely with other sections of the Water Utilities Division and other City Departments to prevent discharges to the sanitary and storm sewers that could adversely affect the system. Calls are summarized in the following manner:

Type of Call/Complaint	Count
Illegal Discharge (all types of waste)	16
FOG Related	5
Odor	4
Other (Dust, Illegal Disposal)	43
SSO (7 Private; 6 City)	13
Stormwater (Pool discharges included)	59

During 2021, 584 City sampling events were completed; 457 of these events took place at categorical facilities, and the remaining 127 events were at non-categorical facilities. Permitted Industrial Users conducted a combined 999 of their own sampling events in 2021 as well.

FATS, OILS AND GREASE PROGRAM

Between January 1, 2021 and December 31, 2021, 1091 combined commercial FOG and underground inspections were performed at food service establishments (FSEs).

The City maintains the Tempe Grease Cooperative, a compliance assistance program that allows FSEs to receive grease control device pump out services through city-procured contracts. City staff received and reviewed the service manifests for compliance for each of the 1,167 pump-out services that occurred in 2021 under this program.

PROFESSIONAL ASSOCIATIONS

ESS Staff are actively involved in various environmental, health and safety organizations such as the AZ Water Association (AZ Water), North American Hazardous Material Management Association (NAHMMA) and the Water Environment Federation (WEF).

CITY OF TEMPE

SUMMARY OF PRETREATMENT PROGRAM EXPENDITURES

January 1, 2021 – December 31, 2021 – Total Pretreatment Expenditures \$3,027,759

PRETREATMENT PROGRAM PERSONNEL

<u>Title</u>	<u>FTEs 2020</u>	<u>FTEs 2021</u>
Deputy Municipal Utilities Director – Water Utilities	1.0	1.0
Environmental Services Manager	1.0	1.0
Environmental Compliance Supervisor	3.0	3.0
Environmental Compliance Inspector	7.0	7.0
Water Program Specialist	0.0	1.0
Water Quality Specialist	4.0	5.0
Environmental Services Program Assistant	1.0	1.0
Administrative Assistant II	1.0	1.0

PRETREATMENT PROGRAM EXPENDITURES

Personnel	\$1,771,707
Equipment Operation & Maintenance	*\$189,420
Laboratory	\$400,000
ASU BioMarker Monitoring	\$406,809
Pollution Prevention	**\$259,823

*Based on Fiscal Year 20/21 and 21/22 Budget Reports

**Estimated Value + Tempe Grease Cooperative Expenses

PRETREATMENT EQUIPMENT INVENTORY

<u>Equipment Name</u>	<u>Purchased 2021</u>	<u>Total 2021</u>
ISCO Wastewater Sampler	0	30
ISCO Area Velocity Meters	0	10
ISCO Flow Meter Modules (pH/ultra-sonic)	1	10
ISCO Laser Flow Meters	0	5
Vehicles	3	14
Gas Detectors	0	5
Computers (desktop/laptop)	4	16

**CITY OF TEMPE
SIGNIFICANT INDUSTRIAL USERS AS OF 12/31/2021**

	COMPANY NAME AND ADDRESS	WWTP	SIC Code	Regulation
1.	21 st Century Healthcare Inc 405 South Siesta Lane Tempe, AZ 85281	COP 91 st Ave	2833	439.47
2.	Acme Aerospace Inc. 528 West 21st Street Tempe, AZ 85282	COP 91 st Ave	3692	461.15
3.	Advotech 632 West 24th Street Tempe, AZ 85282	COP 91 st Ave	3674	469.18
4.	APS 1500 East University Drive Tempe, AZ 85281	COP 91 st Ave	4911	LOCAL LIMITS
5.	Arizona Finishing 2400 South Roosevelt Tempe, AZ 85282	COP 91 st Ave	3479	433.17
6.	Arizona Production & Packaging 7303 South Kyrene Road Tempe, AZ 85283	COP 91 st Ave	2086	LOCAL LIMITS
7.	Arizona State University 1551 South Rural Road Tempe, AZ 85281	COP 91 st Ave	8221	LOCAL LIMITS
8.	Arizona State University Macro Technology Works 7700 South River Parkway Tempe, AZ 85284	COP 91 st Ave	3679	LOCAL LIMITS
9.	Array Photonics, Inc. 2507 West Geneva Drive Tempe, AZ 85282	COP 91 st Ave	3471	469.18
10.	Coxreels, Inc 5865 South Ash Avenue Tempe, AZ 85283	COP 91 st Ave	3499	433.17
11.	Foresight Finishing LLC 236 West Lodge Drive Tempe, AZ 85283	COP 91 st Ave	3471	433.17
12.	Gorilla Industrial Coatings LLC 2605 South Industrial Park Avenue Tempe, AZ 85282	COP 91 st Ave	3479	433.17
13.	Group Manufacturing 815 W Geneva Drive Tempe, AZ 85282	COP 91 st Ave	3444	433.17
14.	Harrison Properties 1115 West Alameda Drive Tempe, AZ 85282	COP 91 st Ave	2026	LOCAL LIMITS
15.	Honeywell International, Inc. 1300 W Warner Road Tempe, AZ 85284	COP 91 st Ave	3471	433.17
16.	L-3 Communications Corporation ETO 1215 South 52nd Street Tempe, AZ 85281	COP 91 st Ave	3672	433.15
17.	Lawrence Semiconductor Research Laboratory Inc 2300 West Huntington Drive Tempe, AZ 85282	COP 91 st Ave	3674	469.18

	COMPANY NAME AND ADDRESS	WWTP	SIC Code	Regulation
18.	Medtronic Tempe Campus 2343 West Medtronic Way Tempe, AZ 85281	COP 91 st Ave	3674	433.17/ 469.18
19.	Microchip Technology Inc. 1200 South 52nd Street Tempe, AZ 85281	COP 91 st Ave	3674	469.18
20.	Photo Design of Arizona 3105 South Potter Drive Tempe, AZ 85282	COP 91 st Ave	3479	433.17
21.	Precision Die & Stamping 1704 West 10th Street Tempe, AZ 85281	COP 91 st Ave	3469	433.17
22.	Precision Powdercoat 1616 South Edward Tempe, AZ 85281	COP 91 st Ave	3479	433.17
23.	Schreiber Foods Inc. 2122 South Hardy Drive Tempe, AZ 85282	COP 91 st Ave	2022	LOCAL LIMITS
24.	Southwest Metal Finishing Inc. 2002 West Campus Tempe, AZ 85282	COP 91 st Ave	3471	433.17
25.	SRP K7GS 7005 South Kyrene Road Tempe, AZ 85283	COP 91 st Ave	4911	423.16
26.	Sun Orchard, Inc 1198 West Fairmont Drive Tempe, AZ 85282	COP 91 st Ave	2033	LOCAL LIMITS
27.	Swire Coca-Cola, USA - Tempe Production Center1850 West Elliot Road Tempe, AZ 85284	COP 91 st Ave	2086	LOCAL LIMITS
28.	Trion Technology Inc 1025 South 52nd Street Tempe, AZ 85281	COP 91 st Ave	3674	469.18
29.	United Dairymen of Arizona 2008 South Hardy Drive Tempe, AZ 85282	COP 91 st Ave	2023	LOCAL LIMITS
30.	Versum Materials US, LLC 8555 South River Parkway Tempe, Arizona 85284	COP 91 st Ave	2889	LOCAL LIMITS

ADDITIONS

The following Significant Industrial Users have commenced operations in 2021:

21st Century Healthcare Inc
405 South Siesta Lane
Tempe, AZ 85281

DELETIONS

The following Significant Industrial Users have ceased operations in 2021:

None

RECLASSIFICATIONS

The following Significant Industrial Users have been reclassified in 2021:

None

NAME CHANGES

The following Significant Industrial Users changed their names in 2021:

None

City of Tempe
PRETREATMENT PERFORMANCE SUMMARY
91st Avenue Wastewater Treatment Plant

I. General Information							
Control Authority Name: City of Tempe				NPDES No.: AZ0020524			
Address: P.O. Box 5002		City: Tempe		State: Arizona		ZIP: 85282	
Contact Person: Richard Dalton				Contact Telephone Number: (480)350-2851			
Reporting Period: January 1 – December 31, 2021			Categorical IUs: 20		Significant Non-Categorical IUs: 10		
II. Significant Industrial User Compliance							
		Categorical		Non-categorical		Total SIUs	
		No.	%	No.	%	No.	%
1.	No. of SIUs in Full Compliance	17	85	8	80	25	83.33
2.	No. of SIUs in Inconsistent Compliance	3	15	2	20	5	16.67
3.	No. of SIUs in Significant Noncompliance	0	0	1	10	1	3.33
4.	No. of Parameter Violations	9		1		10	
5.	No. of Reporting Violations	0		0		0	
6.	No. of Permit Condition Violations	0		1		1	
III. Compliance Monitoring Program							
		Categorical		Non-categorical		Total SIUs	
		No.	%	No.	%	No.	%
1.	No. of Control Documents Issued	3		4		7	
2.	No. of Non-sampling Inspections Conducted	37		16		53	
3.	No. of Facilities Inspected (Non-sampling)	20		10		30	
4.	No. of Sampling Visits Conducted	457		127		584	
5.	No. of Facilities Sampled	18		10		28	
IV. Enforcement Actions							
		Categorical		Non-categorical		Total SIUs	
		No.	%	No.	%	No.	%
1.	Notices of Violations Issued to SIUs	3		2		5	
2.	Temporary Increase in IU Self-Monitoring	0		0		0	
3.	Administrative Orders Issued to SIUs	3		2		5	
4.	Compliance Schedules Issued	0		0		0	
5.	Settlement Agreements	0		0		0	
6.	Other Actions	0		2		2	
7.	Amount of Penalties Collected (Total Dollars / IUs Assessed)	\$ 15625.00		\$ 2500.00		\$ 18125.00	

ENFORCEMENT SUMMARY AND COMMENTS

Company Name: 21st Century Healthcare Inc.

Process Flow: 0.0385 MGD

General Information and type of wastewater treatment	<p>21st Century[®] Healthcare, Inc., is one of the largest international manufacturers of dietary supplements in the United States today. With offices in seven locations around the globe, 21st Century[®] vitamins and nutritional products are currently being consumed in more than 50 different countries worldwide and labeled in over a dozen languages. 21st Century Healthcare Inc. performs dry and wet mixing processes prior to encapsulation. This location falls under permit conditions due the. Isopropanol and Ethanol used and removed via an onsite scrubbing unit.</p>
First Quarter	<p>No additional activity was performed this quarter.</p>
Second Quarter	<p>No additional activity was performed this quarter.</p>
Third Quarter	<p>An Industrial Inspection was conducted in 3rd Quarter of 2021.</p>
Fourth Quarter	<p>An Industrial Inspection was conducted in 4th Quarter of 2021.</p>

To be published for this year in newspaper for Significant Non-Compliance? Yes No

Penalties this reporting Year: Assessed \$ 0.00 Collected \$ 0.00

ENFORCEMENT SUMMARY AND COMMENTS

Company Name: Acme Aerospace Inc.

Process Flow: 0.006223 MGD

General Information and type of wastewater treatment

Acme Aerospace is a manufacturer of nickel/cadmium batteries and charging systems for the industrial, commercial, transportation, and aerospace industries, as well as several military applications. Acme is regulated under 40 CFR 461 - Subpart A, Cadmium Subcategory of the Battery Manufacturing Point Source Category.

Nickel plating waste undergoes ion exchange, alkaline precipitation and filtration. Treatment is done in batch format. Acme self-monitors each batch discharge.

First Quarter

An Industrial Inspection was conducted in 1st Quarter of 2021.

Second Quarter

No additional activity was performed this quarter.

Third Quarter

An Industrial Inspection was conducted in 3rd Quarter of 2021.

Fourth Quarter

Acme Aerospace had two local limits parameter violations for Cadmium in December of 2021. A Notice of Violation/Administrative Order, (NOV/AO) will be issued in the 1st Quarter of 2022.

To be published for this year in newspaper for Significant Non-Compliance? Yes X No

Penalties this reporting Year: Assessed \$ 0 Collected \$ 0

ENFORCEMENT SUMMARY AND COMMENTS

Company Name: Advotech

Process Flow: 0.00115 MGD

General Information and type of wastewater treatment	<p>Advotech is permitted as a Class I Significant Industrial User under CFR 469 - Electrical and Electronic Components Point Source Category, Subpart A - Semiconductor Subcategory (469.18 PSNS) due to dicing operations.</p> <p>Wastewater is pumped through a 25-micron filter, then a 1-micron filter. Effluent flows through the filters, and dumps into a 120-gallon holding tank. The wastewater is then discharged to a floor sink via gravity and enters the City of Tempe sanitary sewer system.</p>
First Quarter	<p>No additional activity was performed this quarter.</p>
Second Quarter	<p>An Industrial Inspection was conducted in 2nd Quarter of 2021.</p>
Third Quarter	<p>No additional activity was performed this quarter.</p>
Fourth Quarter	<p>An Industrial Inspection was conducted in 4th Quarter of 2021.</p>

To be published for this year in newspaper for Significant Non-Compliance? Yes No

Penalties this reporting Year: Assessed \$ 0.00 Collected \$ 0.00

ENFORCEMENT SUMMARY AND COMMENTS

Company Name: APS

Process Flow: 0.071232 MGD

General Information and type of wastewater treatment	<p>Arizona Public Service (APS) primary wastewater process discharge is the result of cooling tower blow downs from their electricity generating process, which is not longer steam generated.</p>
First Quarter	<p>An Industrial Inspection was conducted in 1st Quarter of 2021.</p>
Second Quarter	<p>No additional activity was performed this quarter.</p>
Third Quarter	<p>No additional activity was performed this quarter.</p>
Fourth Quarter	<p>An Industrial Inspection was conducted in 4th Quarter of 2021</p>

To be published for this year in newspaper for Significant Non-Compliance? X No

Penalties this reporting Year: Assessed \$ 0.00 Collected \$ 0.00

ENFORCEMENT SUMMARY AND COMMENTS

Company Name: Arizona Finishing

Process Flow: 0.0045 MGD

General Information and type of wastewater treatment	<p>Arizona Finishing conducts powder coating and painting of metal and plastic parts with the use of an alkaline cleaner, rinsed and coated with a phosphate-free coating prior to powder or spray coating. These processes are defined in the Code of Federal Regulations under 40 CFR 403, Part 433, Subpart A</p> <p>Pretreatment is pH neutralization and continuous pH monitoring of the effluent prior to discharge. Discharges include; overflow from the alkaline cleaning tank, overflow from the two water-rinsing tanks, and overflow from the phosphating tank.</p>
First Quarter	<p>An Industrial Inspection was conducted in 1st Quarter of 2021</p>
Second Quarter	<p>No additional activity was performed this quarter.</p>
Third Quarter	<p>No additional activity was performed this quarter.</p>
Fourth Quarter	<p>An Industrial Inspection was conducted in 4th Quarter of 2021</p>

To be published for this year in newspaper for Significant Non-Compliance? Yes No

Penalties this reporting Year: Assessed \$ 0.00 Collected \$ 0.00

**CITY OF TEMPE
SIGNIFICANT INDUSTRIAL USER COMPLIANCE STATUS REPORT**

NAME: Arizona Production & Packaging		REPORT PERIOD: 01/01/2021 through 12/31/2021		
SERVICE ADDRESS: 7303 South Kyrene Road Tempe, AZ 85283		MAILING ADDRESS: 7303 South Kyrene Road Tempe, AZ 85283		
CATEGORICAL USER? No	40 CFR 403	LIMITS APPENDIX: T-A	BMR SUBMITTED: 3/10/2004	
TTO CERTIFICATION DATE SUBMITTED: 6/3/2021		PERMIT EFFECTIVE: 4/10/2019	PERMIT EXPIRES: 4/9/2023	
SAMPLING LOCATION VERIFIED ON: 10/08/2021		RCRA NOTICE: 11/16/2004		
SLUG CONTROL PLAN EVALUATION DATE: 3/10/2020		COMPLIANCE SAMPLING POINT №: 5045		
	1st Quarter (Jan 1 - Mar 31)	2nd Quarter (Apr 1 - Jun 30)	3rd Quarter (Jul 1 - Sep 30)	4th Quarter (Oct 1 - Dec 31)
Number of Inspections	0	1	0	1
Number of City Sampling Days	3	3	4	2
Number of IU Sampling Days	0	0	0	0
Number of Parameter Violations	0	0	0	0
Number of Inspection Violations	0	0	0	0
Number of Reporting Violations	0	0	0	0
Number of Permit Cond. Violations	0	0	0	1
Compliance Status	C	C	C	I
Evaluated as of:	03/31/2021	06/30/2021	09/30/2021	12/31/2021

COMPLIANCE CODES: C = Compliance I = Inconsistent Compliance S = Significant Noncompliance
If company is in I or S, then the following table applies:

Quarter	Type of Violation	Date of Violation	Sample Composite or Grab	Limit Federal or City	Monitoring City or IU	Parameter	Value / Limit	Number of Measurements per Quarter
4 th	Permit	October 2021	N/A	N/A	N/A	Permit Condition	N/A	N/A
			1st Quarter (Jan 1 – Mar 31)	2nd Quarter (Apr 1 - Jun 30)	3rd Quarter (Jul 1 – Sep 30)	4th Quarter (Oct 1 - Dec 31)		
Enforcement Status			N	N	N	A,B,F		

Enforcement Status Codes

- | | | |
|---|--------------------------------------|---|
| A - Notice of Violation (NOV) | F - Assessment of Monetary Penalties | K - Published in Newspaper for Significant Non-Compliance (SNC) In Prior Reporting Year |
| B - Administrative Order (AO) | G - Restriction of Flow | L - Temporary Increase in IU Self-Monitoring (TISM) |
| C - Civil Action Filed | H - Permit Revocation | |
| D - Criminal Action Filed | I - Compliance Schedule Issued | |
| E - Pretreatment Settlement Agreement (PSA) | J - Disconnection from Sewer | N- No Enforcement Action |

ENFORCEMENT SUMMARY AND COMMENTS

Company Name: Arizona Production & Packaging

Process Flow: 0.180MGD

General Information and type of wastewater treatment	<p>APP bottles both vitamin and herbal dietary supplements.</p> <p>All cleaning solutions used in the CIP system are adjusted with either an acid or sodium hydroxide to meet Local Limit pH standards. All batches are sampled for pH and logged prior to discharge.</p>
First Quarter	<p>No additional activity was performed this quarter.</p>
Second Quarter	<p>An Industrial Inspection was conducted in 2nd Quarter of 2021.</p>
Third Quarter	<p>No additional activity was performed this quarter.</p>
Fourth Quarter	<p>Arizona Production & Packaging had a failed to meet a requirements of their discharge permit by failing to the submit the require written monthly pH and flow self-monitoring report for October 2021 on time as stated in their discharge permit. A Notice of Violation/Administrative Order, (NOV/AO) was issued in the 4th Quarter of 2021.</p> <p>An Industrial Inspection was conducted in 4th Quarter of 2021.</p>

To be published for this year in newspaper for Significant Non-Compliance? Yes No

Penalties this reporting Year: Assessed \$ 2500.00 Collected \$ 2500.00

ENFORCEMENT SUMMARY AND COMMENTS

Company Name: Arizona State University

Process Flow: 1.679 MGD

General Information and type of wastewater treatment	<p>Regulated wastes are generated from several sources on this campus. Those sources are: Science Buildings, the Physical Plant, and the Fine Arts Building. These are being sampled by ASU. The private sewer system that connects with the City of Tempe collection system is sampled by Tempe. There are four sampling points that are outlined in the discharge permit.</p> <p>The hazardous waste is lab packed and shipped off-site by a contracted waste hauler.</p>
First Quarter	<p>An Industrial Discharge Permit was reissued in the 1st Quarter of 2021. An Industrial Inspection was conducted in 1st Quarter of 2021.</p>
Second Quarter	<p>No additional activity was performed this quarter.</p>
Third Quarter	<p>No additional activity was performed this quarter.</p>
Fourth Quarter	<p>An Industrial Inspection was conducted in 4th Quarter of 2021</p>

To be published for this year in newspaper for Significant Non-Compliance? Yes X No

Penalties this reporting Year: Assessed \$ 0.00 Collected \$ 0.00

ENFORCEMENT SUMMARY AND COMMENTS

Company Name: Arizona State University Macro Technology Works
 Process Flow: 0.144387 MGD

General Information and type of wastewater treatment	<p>The Arizona State University Research Lab is a research facility in partnership with the following firms: DuPont Displays, Kodak, Honeywell, General Dynamics, Raytheon, Universal Display Corp., Kent Displays, E Ink, FlexICs, Three-Five Systems, General Atomics, Optiva, ECD, Southwall, the U.S. Display Consortium, and AGI. The primary project to be developed is a small, portable information screen that soldiers could use on the battlefield. The 250,000-square foot facility includes about 43,500 square feet of clean rooms and wet/dry labs that the University will use to develop the technologies that will go into the project.</p> <p>A large treatment facility is available for the wastewater generated. The primary discharge is from the production of RO reject water, which is neutralized prior to discharge. pH monitoring is taking place per the permit requirements. Discharge volumes are currently at an average of 57 gallons per minute.</p>
First Quarter	<p>An Industrial Inspection was conducted in 1st Quarter of 2021</p>
Second Quarter	<p>An Industrial Discharge Permit was reissued in the 2nd Quarter of 2021.</p>
Third Quarter	<p>No additional activity was performed this quarter.</p>
Fourth Quarter	<p>An Industrial Inspection was conducted in 4th Quarter of 2021</p>

To be published for this year in newspaper for Significant Non-Compliance? Yes No
 Penalties this reporting Year: Assessed \$ 0.00 Collected \$ 0.00

ENFORCEMENT SUMMARY AND COMMENTS

Company Name: Array Photonics, Inc.

Process Flow: MGD 0.015399

General Information and type of wastewater treatment

Array Photonics, Inc. conducts multiple final assembly and packaging processes including Photo Lithography, Wet Etching, Deposition, Solvent Cleaning, Oxidation, Wafer Dicing/Grinding, Spin Coating Oven Baking and Parts Cleaning to produce solar cell products.

Wastewater treatment consists of waste concentration and pH adjustment. No process operations are being performed onsite however the permit remains active because the company wants the option to commence operations.

First Quarter

No additional activity was performed this quarter.

Second Quarter

No additional activity was performed this quarter.

Third Quarter

No additional activity was performed this quarter.

Fourth Quarter

An Industrial Inspection was conducted in 4th Quarter of 2021.

To be published for this year in newspaper for Significant Non-Compliance? Yes No

Penalties this reporting Year: Assessed \$ 0.00 Collected \$ 0.00

ENFORCEMENT SUMMARY AND COMMENTS

Company Name: Coxreels, Inc

Process Flow: 0.01073 MGD

General Information and type of wastewater treatment	<p>Coxreels manufactures metal parts that are assembled into retractable hose reels.</p> <p>Coxreels, Inc manufacturing process includes the coating (phosphating) of metal parts in addition to cleaning, machining, grinding, welding, sand blasting, solvent degreasing, and assembly. The phosphating operation prior to powder coating sheet metal and is regulated under 40 CFR 433-Metal Finishing (PSNS).</p> <p>Pretreatment is pH neutralization prior to discharge along with a sump settling tank. There is also continuous pH monitoring of the effluent prior to discharge.</p>
First Quarter	<p>No additional activity was performed this quarter.</p>
Second Quarter	<p>An Industrial Inspection was conducted in the 2nd Quarter of 2021.</p>
Third Quarter	<p>No additional activity was performed this quarter.</p>
Fourth Quarter	<p>An Industrial Inspection was conducted in the 4th Quarter of 2021.</p>

To be published for this year in newspaper for Significant Non-Compliance? Yes No

Penalties this reporting Year: Assessed \$ 0.00 Collected \$ 0.00

**CITY OF TEMPE
SIGNIFICANT INDUSTRIAL USER COMPLIANCE STATUS REPORT**

NAME: Foresight Finishing LLC		REPORT PERIOD: 01/01/2021 through 12/31/2021		
SERVICE ADDRESS: 236 West Lodge Drive Tempe, AZ 85283		MAILING ADDRESS: 236 West Lodge Drive Tempe, AZ 85283		
CATEGORICAL USER? YES	40 CFR 433	LIMITS APPENDIX: T-E	BMR SUBMITTED: 8/8/2017	
TTO CERTIFICATION DATE SUBMITTED: 9/8/2021		PERMIT EFFECTIVE: 6/29/2021	PERMIT EXPIRES: 6/28/2025	
SAMPLING LOCATION VERIFIED ON: 12/2/2021		RCRA NOTICE: Sent to User 1/29/2018		
SLUG CONTROL PLAN EVALUATION DATE: 12/2/2021		COMPLIANCE SAMPLING POINT №: 5111		
	1st Quarter (Jan 1 - Mar 31)	2nd Quarter (Apr 1 - Jun 30)	3rd Quarter (Jul 1 - Sep 30)	4th Quarter (Oct 1 - Dec 31)
Number of Inspections	1	0	0	1
Number of City Sampling Days	8	6	14	6
Number of IU Sampling Days	0	0	0	0
Number of Parameter Violations	0	4	2	0
Number of Inspection Violations	0	0	0	0
Number of Reporting Violations	0	0	0	0
Number of Permit Cond. Violations	0	0	0	0
Compliance Status	C	I	I	C
Evaluated as of:	03/31/2021	06/30/2021	9/30/2021	12/31/2021

COMPLIANCE CODES: C = Compliance I = Inconsistent Compliance S = Significant Noncompliance
If company is in I or S, then the following table applies:

Quarter	Type of Violation	Date of Violation	Sample Composite or Grab	Limit Federal or City	Monitoring City or IU	Parameter	Value / Limit	Number of Measurements per Quarter
2 nd	Local Limits	5/25/2021	Grab	City	City	Cyanide	4.5/2.0mg/L	2
2 nd	Daily Cat.	5/25/2021	Grab	Federal	City	Cyanide	4.7/1.2mg/L	2
2 nd	Daily Cat.	5/26/2021	Grab	Federal	City	Cyanide	2./1.2mg/L	2
2 nd	Monthly Cat.	5/2021	Grab	Federal	City	Cyanide	3.35/0.65mg/L	2
3 rd	Daily Cat.	7/30/2021	Grab	Federal	City	Cyanide	2.5/1.2mg/L	7
3 rd	Monthly Cat.	7/2021	Grab	Federal	City	Cyanide	1.06/0.65mg/L	7
			1st Quarter (Jan 1 – Mar 31)	2nd Quarter (Apr 1 - Jun 30)	3rd Quarter (Jul 1 – Sep 30)	4th Quarter (Oct 1 - Dec 31)		
Enforcement Status			N	N	A,B,F,K	N		

Enforcement Status Codes

- | | | |
|---|--------------------------------------|---|
| A - Notice of Violation (NOV) | F - Assessment of Monetary Penalties | K - Published in Newspaper for Significant Non-Compliance (SNC) In Prior Reporting Year |
| B - Administrative Order (AO) | G - Restriction of Flow | L - Temporary Increase in IU Self-Monitoring (TISM) |
| C - Civil Action Filed | H - Permit Revocation | |
| D - Criminal Action Filed | I - Compliance Schedule Issued | |
| E - Pretreatment Settlement Agreement (PSA) | J - Disconnection from Sewer | N- No Enforcement Action |

ENFORCEMENT SUMMARY AND COMMENTS

Company Name: Foresight Finishing LLC (Lodge Dr)

Process Flow: 0.013531 MGD

General Information and type of wastewater treatment	<p>Foresight Finishing LLC conducts Precious Metal Plating, including: Plating Preparation Process, Copper Cyanide, Nickel Electroplating, Electro-less Nickel Plating, Bright Tin, Palladium, Metal Strips, and Gold Cyanide. These processes are identified in 40 CFR 433 - Metal Finishing Point Source Category and is regulated by 40 CFR 433.17 (PSNS).</p> <p>Foresight Finishing is a precious metals gold plating facility and Foresight Finishing specializes in precious and non-precious metal plating. They provide copper, nickel, and gold plating for the following industries: aerospace, defense, medical, electronic, major OEMS, and general job shop facilities. Pretreatment consists of ion exchange filtration and pH adjustment at the end of the process.</p>
First Quarter	<p>An Industrial Inspection was conducted in 1st Quarter of 2021</p>
Second Quarter	<p>Foresight Finishing LLC had one local limit violation, two daily categorical violations and a monthly categorical violation for total cyanide in the 2nd Quarter of 2021. A notice of violation and administrative order will be issued will be issued in the third quarter of 2021.</p> <p>A new Industrial Discharge Permit was reissued in the 2nd Quarter of 2021.</p>
Third Quarter	<p>On August 13, 2021, Foresight Finishing LLC was issued a notice of violation and administrative order with an administrative fine for parameter violations that occurred in the 2nd Quarter of 2021.</p> <p>Foresight Finishing LLC had a Cyanide one daily categorical violation and a monthly categorical violation in the 3rd Quarter of 2021.</p> <p>Foresight Finishing LLC was issued notice of violation and administrative order with an administrative fine was issued in the 3rd Quarter of 2021.</p>
Fourth Quarter	<p>An Industrial Inspection was conducted in 4th Quarter of 2021.</p>

To be published for this year in newspaper for Significant Non-Compliance? Yes No

Penalties this reporting Year: Assessed \$ 11,875 Collected \$ 11,875

**CITY OF TEMPE
SIGNIFICANT INDUSTRIAL USER COMPLIANCE STATUS REPORT**

NAME: Gorilla Industrial Coatings LLC		REPORT PERIOD: 01/01/2021 through 12/31/2021		
SERVICE ADDRESS: 2605 South Industrial Park Avenue Tempe, AZ 85282		MAILING ADDRESS: 2605 South Industrial Park Avenue Tempe, AZ 85282		
CATEGORICAL USER? Yes	40 CFR 433	LIMITS APPENDIX: T-E	BMR SUBMITTED: 10/21/2002	
TTO CERTIFICATION DATE SUBMITTED: 8/4/2021		PERMIT EFFECTIVE: 5/5/2018	PERMIT EXPIRES: 5/4/2022	
SAMPLING LOCATION VERIFIED ON: 09/30/2021		RCRA NOTICE: 6/20/2003		
SLUG CONTROL PLAN EVALUATION DATE: 1/28/2019		COMPLIANCE SAMPLING POINT №: 5096		
	1st Quarter (Jan 1 - Mar 31)	2nd Quarter (Apr 1 - Jun 30)	3rd Quarter (Jul 1 - Sep 30)	4th Quarter (Oct 1 - Dec 31)
Number of Inspections	0	1	1	0
Number of City Sampling Days	8	8	8	6
Number of IU Sampling Days	0	0	0	0
Number of Parameter Violations	0	0	0	1
Number of Inspection Violations	0	0	0	0
Number of Reporting Violations	0	0	0	0
Number of Permit Cond. Violations	0	0	0	0
Compliance Status	C	C	C	I
Evaluated as of:	03/31/2021	06/30/2021	09/30/2021	12/31/2021

COMPLIANCE CODES: C = Compliance I = Inconsistent Compliance S = Significant Noncompliance
If company is in I or S, then the following table applies:

Quarter	Type of Violation	Date of Violation	Sample Composite or Grab	Limit Federal or City	Monitoring City or IU	Parameter	Value / Limit	Number of Measurements per Quarter
4 th	pH	10-27-2021	Grab	City	City	PH	< 5.0 or > 10.5 S.U.	Continuous
			1st Quarter (Jan 1 – Mar 31)	2nd Quarter (Apr 1 - Jun 30)	3rd Quarter (Jul 1 – Sep 30)	4th Quarter (Oct 1 - Dec 31)		
Enforcement Status			N	N	N	N		

Enforcement Status Codes

- | | | |
|---|--------------------------------------|---|
| A - Notice of Violation (NOV) | F - Assessment of Monetary Penalties | K - Published in Newspaper for Significant Non-Compliance (SNC) In Prior Reporting Year |
| B - Administrative Order (AO) | G - Restriction of Flow | L - Temporary Increase in IU Self-Monitoring (TISM) |
| C - Civil Action Filed | H - Permit Revocation | N- No Enforcement Action |
| D - Criminal Action Filed | I - Compliance Schedule Issued | |
| E - Pretreatment Settlement Agreement (PSA) | J - Disconnection from Sewer | |

ENFORCEMENT SUMMARY AND COMMENTS

Company Name: Gorilla Industrial Coatings LLC

Process Flow: 0.00801 MGD

General Information and type of wastewater treatment	<p>Gorilla Industrial Coatings is a phosphating and powder coating operation of aluminum or steel. This is a metal finishing operation regulated under 40CFR 433-Metal Finishing Point Source Category, Subpart A-Metal Finishing, Subcategory 433.17-Pretreatment Standards for New Sources (PSNS).</p> <p>Currently, there is no pretreatment of process discharges at this facility. Overflow City water rinses are the only discharges entering the sanitary sewer.</p>
First Quarter	<p>No additional activity was performed this quarter.</p>
Second Quarter	<p>An Industrial Inspection was conducted in the 2nd Quarter of 2021.</p>
Third Quarter	<p>An Industrial Inspection was conducted in the 3rd Quarter of 2021.</p>
Fourth Quarter	<p>A PH violation that occurred in the 4th Quarter a Notice of Violation and Administrative order will be issued in the 1st quarter of 2022.</p>

To be published for this year in newspaper for Significant Non-Compliance? Yes **X** No

Penalties this reporting Year: Assessed **\$ 0.00** Collected **\$ 0.00**

ENFORCEMENT SUMMARY AND COMMENTS

Company Name: Group Manufacturing

Process Flow: 0.001423 MGD

General Information and type of wastewater treatment	<p>Group Manufacturing performs chromating on base material, which is a coating process identified as one of the six metal finishing operations under 40 CFR 433.17 - Metal Finishing Point Source Category , Subpart A - Metal Finishing Subcategory (PSNS).</p> <p>The wastewater treatment consists of pH neutralization.</p>
First Quarter	<p>An Industrial Inspection was conducted in 1st Quarter of 2021.</p>
Second Quarter	<p>No additional activity was performed this quarter.</p>
Third Quarter	<p>No additional activity was performed this quarter.</p>
Fourth Quarter	<p>An Industrial Inspection was conducted in 4th Quarter of 2021</p>

To be published for this year in newspaper for Significant Non-Compliance? Yes No

Penalties this reporting Year: Assessed \$ 0.00 Collected \$ 0.00

ENFORCEMENT SUMMARY AND COMMENTS

Company Name: Harrison Prpoerties Inc.

Process Flow: 0.008872 MGD

General Information and type of wastewater treatment

Harrison Prpoerties Inc. generates process wastewater in the dairy processing operations (CIP) and is regulated under 40 CFR 403.5, Subpart B. Pretreatment includes solids removal interceptors, Best Management Practices, and pH neutralization.

First Quarter

No additional activity was performed this quarter.

Second Quarter

No additional activity was performed this quarter.

Third Quarter

No additional activity was performed this quarter.

Fourth Quarter

An Industrial Inspection was conducted in 4th Quarter of 2021.

To be published for this year in newspaper for Significant Non-Compliance? Yes No

Penalties this reporting Year: Assessed \$ 0.00 Collected \$ 0.00

ENFORCEMENT SUMMARY AND COMMENTS

Company Name: Honeywell International

Process Flow: 0.22627 MGD

General Information and type of wastewater treatment	<p>Honeywell is a manufacturer of fluid controls, actuation, power transfer, and aerospace system components. The metal finishing of these products is regulated under 40 CFR 433.17.</p> <p>Pretreatment includes metal precipitation, cyanide oxidization, chromium (+6) reduction, and pH adjustment.</p>
First Quarter	<p>An Industrial Inspection was conducted in 1st Quarter of 2021.</p>
Second Quarter	<p>No additional activity was performed this quarter.</p>
Third Quarter	<p>No additional activity was performed this quarter.</p>
Fourth Quarter	<p>An Industrial Inspection was conducted in 4th Quarter of 2021.</p>

To be published for this year in newspaper for Significant Non-Compliance? Yes No

Penalties this reporting Year: Assessed \$ 0.00 Collected \$ 0.00

**CITY OF TEMPE
SIGNIFICANT INDUSTRIAL USER COMPLIANCE STATUS REPORT**

NAME: L3Harris		REPORT PERIOD: 01/01/2021 through 12/31/2021		
SERVICE ADDRESS: 1215 South 52nd Street Tempe, AZ 85281		MAILING ADDRESS: 1215 South 52nd Street Tempe, AZ 85281		
CATEGORICAL USER? Yes	40 CFR 433	LIMITS APPENDIX: T-E	BMR SUBMITTED: 7/3/1984	
TTO CERTIFICATION DATE SUBMITTED: 9/17/2021	PERMIT EFFECTIVE: 8/31/2019	PERMIT EXPIRES: 7/31/2023		
SAMPLING LOCATION VERIFIED ON: 10/11/2021	RCRA NOTICE: 12/18/1998			
SLUG CONTROL PLAN EVALUATION DATE: 4/13/2020	COMPLIANCE SAMPLING POINT No: 5023			
	1st Quarter (Jan 1 - Mar 31)	2nd Quarter (Apr 1 - Jun 30)	3rd Quarter (Jul 1 - Sep 30)	4th Quarter (Oct 1 - Dec 31)
Number of Inspections	0	0	0	1
Number of City Sampling Days	8	6	6	0
Number of IU Sampling Days	0	0	0	0
Number of Parameter Violations	0	0	0	0
Number of Inspection Violations	0	0	0	0
Number of Reporting Violations	0	0	0	0
Number of Permit Cond. Violations	0	1	0	0
Compliance Status	C	I	C	C
Evaluated as of:	03/31/2021	06/30/2021	09/30/2021	12/31/2021

COMPLIANCE CODES: C = Compliance I = Inconsistent Compliance S = Significant Noncompliance
If company is in I or S, then the following table applies:

Quarter	Type of Violation	Date of Violation	Sample Composite or Grab	Limit Federal or City	Monitoring City or IU	Parameter	Value / Limit	Number of Measurements per Quarter
2 nd	Local Limit	5/27/2021	Composite	City	City	Arsenic	0.145/0.13 mg/l	8
2 nd	Prohibited Discharge	May 2021	Instantaneous	City	City	pH	<5.0 or >10.5 SU	Continuous
			1st Quarter (Jan 1 - Mar 31)	2nd Quarter (Apr 1 - Jun 30)	3rd Quarter (Jul 1 - Sep 30)	4th Quarter (Oct 1 - Dec 31)		
Enforcement Status			N	N	A, B	N		

Enforcement Status Codes

- | | | |
|---|--------------------------------------|---|
| A - Notice of Violation (NOV) | F - Assessment of Monetary Penalties | K - Published in Newspaper for Significant Non-Compliance (SNC) In Prior Reporting Year |
| B - Administrative Order (AO) | G - Restriction of Flow | L - Temporary Increase in IU Self-Monitoring (TISM) |
| C - Civil Action Filed | H - Permit Revocation | N- No Enforcement Action |
| D - Criminal Action Filed | I - Compliance Schedule Issued | |
| E - Pretreatment Settlement Agreement (PSA) | J - Disconnection from Sewer | |

ENFORCEMENT SUMMARY AND COMMENTS

Company Name: L3Harris

Process Flow: 0.051374 MGD

General Information and type of wastewater treatment	<p>L3Harris is a manufacturer of optoelectronic crystals and infrared devices used in the production of military hardware. The operations are regulated under 40 CFR 433.15.</p> <p>This wastewater treatment system collects rinses from various process areas located within the facility, and is divided into two separate components. The first component consists of a neutralization system for the treatment of acids and alkali rinses (no metals). The second component is the ProChemTech metals removal system. All industrial wastewater is plumbed into the system and segregated into metal bearing and non-metal bearing waste streams.</p>
First Quarter	<p>No additional activity was performed this quarter.</p>
Second Quarter	<p>L3 Harris had a Local Limit parameter violation for Arsenic and one pH violation in the 2nd Quarter of 2021. A Notice of Violation and Administrative Order will be issued in the 3rd Quarter of 2021.</p>
Third Quarter	<p>L3Harris was issued a Notice of Violation and Administrative Order in the 3rd Quarter of 2021 for violations occurring in the 2nd Quarter of 2021.</p>
Fourth Quarter	<p>An Industrial Inspection was conducted in 4th Quarter of 2021.</p>

To be published for this year in newspaper for Significant Non-Compliance? Yes No

Penalties this reporting Year: Assessed \$ 0.00 Collected \$ 0.00

ENFORCEMENT SUMMARY AND COMMENTS

Company Name: Lawrence Semiconductor Research Laboratory Inc
 Process Flow: 0.0431 MGD

General Information and type of wastewater treatment	<p>Lawrence Semiconductor is permitted as a Class I Significant Industrial User under CFR 469 - Electrical and Electronic Components Point Source Category, Subpart A - Semiconductor Subcategory (469.18 PSNS) as a manufacturer of semiconductor componets dealing with vapor deposition equipment.</p> <p>Pretreatment consists of the addition of sodium hydroxide to their process reaction chambers an as needed and continuous basis for pH adjustment. Hydrofluoric acid, used in the pre-cleaning process of the wafers, is neutralized with ammonium hydroxide prior to discharge into the Tempe Sanitary Sewer System.</p>
First Quarter	<p>No additional activity was performed this quarter.</p>
Second Quarter	<p>An Industrial Inspection was conducted in the 2nd Quarter of 2021.</p>
Third Quarter	<p>No additional activity was performed this quarter.</p>
Fourth Quarter	<p>An Industrial Inspection was conducted in 4th Quarter of 2021.</p>

To be published for this year in newspaper for Significant Non-Compliance? Yes No
 Penalties this reporting Year: Assessed \$ 0.00 Collected \$ 0.00

ENFORCEMENT SUMMARY AND COMMENTS

Company Name: Medtronic Tempe Campus

Process Flow: 0.11001 MGD

General Information and type of wastewater treatment	<p>Medtronic Microelectronics Center performs precious metal electroplating regulated under 40 CFR 433.17.</p> <p>The pretreatment process includes metal precipitation, filtration, and continuous pH neutralization. Internal self-monitoring is performed on a daily basis.</p>
First Quarter	<p>No additional activity was performed this quarter.</p>
Second Quarter	<p>An Industrial Inspection was conducted in the 2nd Quarter of 2021.</p>
Third Quarter	<p>No additional activity was performed this quarter.</p>
Fourth Quarter	<p>An Industrial Inspection was conducted in the 4th Quarter of 2021.</p>

To be published for this year in newspaper for Significant Non-Compliance? Yes X No

Penalties this reporting Year: Assessed \$ 0.00 Collected \$ 0.00

ENFORCEMENT SUMMARY AND COMMENTS

Company Name: Microchip Technology Inc.

Process Flow: 0.845 MGD

General Information and type of wastewater treatment	Microchip manufactures semiconductor devices regulated under 40 CFR 469.18 PSNS. Pretreatment consists of pH neutralization, using either sulfuric acid or sodium hydroxide.
First Quarter	No additional activity was performed this quarter.
Second Quarter	An Industrial Inspection was conducted in 2 nd Quarter of 2021.
Third Quarter	No additional activity was performed this quarter.
Fourth Quarter	An Industrial Inspection was conducted in 4 th Quarter of 2021.

To be published for this year in newspaper for Significant Non-Compliance? Yes X No

Penalties this reporting Year: Assessed \$ 0.00 Collected \$ 0.00

ENFORCEMENT SUMMARY AND COMMENTS

Company Name: Photo Design Of Arizona

Process Flow: 0.00191 MGD

General Information and type of wastewater treatment	<p>Photo Design of Arizona, Inc. is a printed circuit board manufacturing operation as listed in both the development document and guidance manual for Metal Finishing Point Source Category operations. Metal Finishing is listed as an EPA Categorical Industry under 40 CFR 403.6, and is regulated under 40 CFR 433. Photo Design is identified as a New Source since operations started after the promulgation date of July 15, 1983, of 40 CFR 433. Photo Design is also classified as a Significant Industrial User under 40 CFR 403.3(t)(1)(i).</p> <p>The pretreatment consists of electrolytic and polishing columns which flow to an evaporator and do not enter the sanitary sewer (zero waste discharge). Rinse waters are discharged to the POTW. Photo Design is required to analyze and document all batch discharges.</p>
First Quarter	<p>No additional activity was performed this quarter.</p>
Second Quarter	<p>An Industrial Inspection was conducted in the 2nd Quarter of 2021.</p>
Third Quarter	<p>No additional activity was performed this quarter.</p>
Fourth Quarter	<p>An Industrial Inspection was conducted in the 4th Quarter of 2021.</p>

To be published for this year in newspaper for Significant Non-Compliance? Yes X No
 Penalties this reporting Year: Assessed \$ 0.00 Collected \$ 0.00

ENFORCEMENT SUMMARY AND COMMENTS

Company Name: Precision Die & Stamping

Process Flow: 0.00614 MGD

General Information and type of wastewater treatment	<p>Precision Die & Stamping (PD&S) machines various metal parts regulated under 40CFR 433-Metal Finishing Point Source Category, Subpart A-Metal Finishing, Subcategory 433.17-Pretreatment Standards for New Sources (PSNS).</p> <p>The pretreatment system is an advanced water recycling system, which uses chemical precipitation to remove metals from the wastewater and pH adjustment of the treated effluent.</p>
First Quarter	<p>No additional activity was performed this quarter.</p>
Second Quarter	<p>No additional activity was performed this quarter.</p>
Third Quarter	<p>An Industrial Inspection was conducted in 3rd Quarter of 2021.</p>
Fourth Quarter	<p>An Industrial Inspection was conducted in 4th Quarter of 2021.</p>

To be published for this year in newspaper for Significant Non-Compliance? Yes X No

Penalties this reporting Year: Assessed \$ 0.00 Collected \$ 0.00

ENFORCEMENT SUMMARY AND COMMENTS

Company Name: Precision Powdercoat

Process Flow: 0.0052 MGD

General Information and type of wastewater treatment	<p>Precision Powdercoat is a phosphater and powder coating operation of stereo amplifiers and speakers. This is a metal finishing operation regulated under 40CFR 433-Metal Finishing Point Source Category, Subpart A-Metal Finishing, Subcategory 433.17-Pretreatment Standards for New Sources (PSNS).</p> <p>Pretreatment of process discharge is continuously monitored for pH via a strip chart recorder. Rinse water makes up the majority of wastewater discharges entering the Tempe Sanitary Sewer System.</p>
First Quarter	<p>No additional activity was performed this quarter.</p>
Second Quarter	<p>No additional activity was performed this quarter.</p>
Third Quarter	<p>An Industrial Inspection was conducted in 3rd Quarter of 2021.</p>
Fourth Quarter	<p>An Industrial Inspection was conducted in 4th Quarter of 2021.</p>

To be published for this year in newspaper for Significant Non-Compliance? Yes X No

Penalties this reporting Year: Assessed \$ 0.00 Collected \$ 0.00

ENFORCEMENT SUMMARY AND COMMENTS

Company Name: Schreiber Foods Inc.

Process Flow: 0.193650 MGD

General Information and type of wastewater treatment

Schreiber is a manufacturer of pasteurized processed cheese as defined under 21 CFR 133.169. Discharged wastewater is generated in the cleaning process and is regulated under 40 CFR 405, Subpart F. There are no specific categorical standards under 40 CFR 403.5, Subpart F. pH is adjusted by a Carbon Dioxide (CO₂) injection system into a 6000-gal. mixing vault prior to discharging to the sewer.

First Quarter

No additional activity was performed this quarter.

Second Quarter

No additional activity was performed this quarter.

Third Quarter

No additional activity was performed this quarter.

Fourth Quarter

An Industrial Inspection was conducted in 4th Quarter of 2021.

To be published for this year in newspaper for Significant Non-Compliance? Yes No

Penalties this reporting Year: Assessed \$ 0.00 Collected \$ 0.00

ENFORCEMENT SUMMARY AND COMMENTS

Company Name: Southwest Metal Finishing Inc.

Process Flow: 0.002649 MGD

General Information and type of wastewater treatment

Southwest Metal Finishing performs metal finishing of aluminum parts by means of chemical processing: anodizing and chromic acid dyes. These processes are both listed under 40 CFR 433 - Metal Finishing Category, anodizing and conversion coating.

Wastewater pretreatment is conducted through the use of a batch system, using chemical treatment for chromium, nickel removal and pH neutralization.

First Quarter

No additional activity was performed this quarter.

Second Quarter

No additional activity was performed this quarter.

Third Quarter

No additional activity was performed this quarter.

Fourth Quarter

An Industrial Inspection was conducted in 4th Quarter of 2021.

To be published for this year in newspaper for Significant Non-Compliance? Yes No

Penalties this reporting Year: Assessed \$ 0.00 Collected \$ 0.00

ENFORCEMENT SUMMARY AND COMMENTS

Company Name: SRP - KYRENE GENERATING STATION

Process Flow: MGD 0.02509

General Information and type of wastewater treatment	<p>SRP- Kyrene 7 Generating Station (K7GS) consists of two distinct power plants: the KGS is on the east side and Unit K7 is on the west side of a 33 acre site. Electric power generating plants are regulated under 40 CFR 423.10 Steam Electric Power Generating Point Source Category.</p> <p>Well water is sent to a well water holding tank, where it goes into a filtration and chlorination process before being sent to the cooling tower (CT). Other low volume waste water is sent to the CT basin for reuse as cooling water make-up. These waters include HRSG blowdown, evaporative cooler blowdown, RO system reject, and laboratory sampling waters. The CT blowdown and filter backwash water are transferred to a 50,000-gallon wastewater tank prior to final discharge.</p> <p>SRP is not sampled as a matter of course because their process blowdown wastewater is discharged to a surface water body regulated under an ADEQ issued AZPDES permit. SRP asked to retain the option to conditionally divert and discharge process wastewater into Tempe's Sanitary Sewer under certain emergency circumstances. Discharge conditions are identified in their Industrial User Permit.</p>
First Quarter	
Second Quarter	<p>An Industrial Inspection was conducted in the 2nd Quarter of 2021.</p>
Third Quarter	<p>An Industrial Inspection was conducted in the 3rd Quarter of 2021.</p>
Fourth Quarter	<p>No additional activity was performed this quarter.</p>

To be published for this year in newspaper for Significant Non-Compliance? Yes **X** No

Penalties this reporting Year: Assessed **\$ 0.00** Collected **\$ 0.00**

**CITY OF TEMPE
SIGNIFICANT INDUSTRIAL USER COMPLIANCE STATUS REPORT**

NAME: Sun Orchard LLC		REPORT PERIOD: 01/01/2021 through 12/31/2021		
SERVICE ADDRESS: 1198 West Fairmont Drive Tempe, AZ 85282		MAILING ADDRESS: 1198 West Fairmont Drive Tempe, AZ 85282		
CATEGORICAL USER? No	40 CFR 403	LIMITS APPENDIX: T-A	BMR SUBMITTED: 11/30/1990	
TTO CERTIFICATION DATE SUBMITTED: 9/17/2021		PERMIT EFFECTIVE: 6/15/2021	PERMIT EXPIRES: 6/14/2025	
SAMPLING LOCATION VERIFIED ON: 10/7/2021		RCRA NOTICE: 5/15/1993		
SLUG CONTROL PLAN EVALUATION DATE: 6/22/2021		COMPLIANCE SAMPLING POINT No: 5064		
	1st Quarter (Jan 1 - Mar 31)	2nd Quarter (Apr 1 - Jun 30)	3rd Quarter (Jul 1 - Sep 30)	4th Quarter (Oct 1 - Dec 31)
Number of Inspections	0	0	0	1
Number of City Sampling Days	7	4	3	4
Number of IU Sampling Days	0	0	0	0
Number of Parameter Violations	0	0	0	1
Number of Inspection Violations	0	0	0	0
Number of Reporting Violations	0	0	0	0
Number of Permit Cond. Violations	0	0	0	0
Compliance Status	C	C	C	I
Evaluated as of:	03/31/2021	06/30/2021	09/30/2021	12/31/2021

COMPLIANCE CODES: C = Compliance I = Inconsistent Compliance S = Significant Noncompliance
If company is in I or S, then the following table applies:

Quarter	Type of Violation	Date of Violation	Sample Composite or Grab	Limit Federal or City	Monitoring City or IU	Parameter	Value / Limit	Number of Measurements per Quarter
4 th	Prohibited Discharge	11/4/2021	Composite	City	City	4,4' - DDE	0.0057 mg/l None	1
			1st Quarter (Jan 1 – Mar 31)	2nd Quarter (Apr 1 - Jun 30)	3rd Quarter (Jul 1 – Sep 30)	4th Quarter (Oct 1 - Dec 31)		
Enforcement Status			A, B, F	N	N	N		

Enforcement Status Codes

- | | | |
|---|--------------------------------------|---|
| A - Notice of Violation (NOV) | F - Assessment of Monetary Penalties | K - Published in Newspaper for Significant Non-Compliance (SNC) In Prior Reporting Year |
| B - Administrative Order (AO) | G - Restriction of Flow | L - Temporary Increase in IU Self-Monitoring (TISM) |
| C - Civil Action Filed | H - Permit Revocation | |
| D - Criminal Action Filed | I - Compliance Schedule Issued | |
| E - Pretreatment Settlement Agreement (PSA) | J - Disconnection from Sewer | N- No Enforcement Action |

ENFORCEMENT SUMMARY AND COMMENTS

Company Name: Sun Orchard LLC

Process Flow: 0.033955 MGD

General Information and type of wastewater treatment	<p>Sun Orchard is a producer and bottler of fresh orange juice as defined under 21 CFR 146.135. Wastewater consists of residue-rinses and mild chlorinated cleaning solution. This process is regulated under 40 CFR 407, Subpart C and local limits</p> <p>Pretreatment consists of batch pH adjustment. Process solid waste consisting of citrus hulls and excess pulp is recycled into cattle feed.</p>
First Quarter	<p>Sun Orchard LLC (Sun Orchard) was issued a Notice of Violation/Administrative Order on January 19, 2021 for parameter violations occurring in the 4th quarter of 2020.</p>
Second Quarter	<p>No additional activity was performed this quarter.</p>
Third Quarter	<p>No additional activity was performed this quarter.</p>
Fourth Quarter	<p>An Industrial Inspection was conducted in 4th Quarter of 2021.</p> <p>Sun Orchard LLC (Sun Orchard) had a prohibited substance parameter violation in the 4th Quarter of 2021. A Notice of Violation and Administrative Order will be issued in the 1st Quarter of 2022. A return to compliance has not been determined as of December 31, 2021 because the violation was only discovered by City Environmental Services staff in January 2022. The City will increase monitoring for 4,4 - DDE during each quarter of 2022 and have an internal review to determine if additional monitoring by the user is appropriate..</p>

To be published for this year in newspaper for Significant Non-Compliance? Yes X No

Penalties this reporting Year: Assessed \$ 3,750 Collected \$ 3,750

ENFORCEMENT SUMMARY AND COMMENTS

Company Name: Swire Coca-Cola, USA - Tempe Production Center
 Process Flow: 0.218035 MGD

General Information and type of wastewater treatment	<p>The City of Tempe regulates Swire Coca-Cola Bottling Company as a Class I Significant Industrial User based on process wastewater discharges of greater than 25,000 gallons per day.</p> <p>The pretreatment consists of two 1500-gallon FOG interceptors, two-stage pH neutralization using CO2 and Sodium Hydroxide, effluent flow monitoring, and online pH monitoring/recording.</p>
First Quarter	<p>An Industrial Inspection was conducted in 1st Quarter of 2021.</p>
Second Quarter	<p>No additional activity was performed this quarter.</p>
Third Quarter	<p>No additional activity was performed this quarter.</p>
Fourth Quarter	<p>An Industrial Inspection was conducted in 4th Quarter of 2021.</p>

To be published for this year in newspaper for Significant Non-Compliance? Yes No
 Penalties this reporting Year: Assessed \$ 0.00 Collected \$ 0.00

ENFORCEMENT SUMMARY AND COMMENTS

Company Name: Trion Technology Inc

Process Flow: 3680 GPD

General Information and type of wastewater treatment	<p>Trion Technology is a semiconductor manufacturer regulated under 40 CFR 469, Subpart A. Process waste is sent to a neutralization tank, where it is adjusted for pH with NaOH.</p>
First Quarter	<p>No additional activity was performed this quarter.</p>
Second Quarter	<p>An Industrial inspection was conducted in the 2nd Quarter of 2021.</p>
Third Quarter	<p>No additional activity was performed this quarter.</p>
Fourth Quarter	<p>An Industrial Inspection was conducted in the 4th Quarter on 2021.</p>

To be published for this year in newspaper for Significant Non-Compliance? Yes No

Penalties this reporting Year: Assessed \$ 0.00 Collected \$ 0.00

ENFORCEMENT SUMMARY AND COMMENTS

Company Name: United Dairymen of Arizona

Process Flow: 1.381174 MGD

General Information and type of wastewater treatment	<p>United Dairymen of Arizona is a milk receiving station (PSES), no limitations, receiving 7 to 12 million pounds of milk per day. Also on site is a butter manufacturing process (PSES), no limitations, and a dry milk process (PSES), no limitations. The facility is regulated by 40 CFR 405 PSES Subparts A, D, J, and L. All the above Subparts refer back to 40 CFR 403 for enforcement of discharge limitations.</p> <p>The pretreatment consists of a number of interceptors for solids removal and pH neutralization of the final effluent. UDA has installed a high-strength caustic reclaim and BOD/TSS reduction system to reduce its high strength organic loadings and to control the pH of its effluent. UDA has also installed a 7,000-gallon lift vault and a 108,000-gallon surge/storage tank upstream of its final pH adjustment pretreatment system to prevent surcharging its final effluent pH treatment system and to allow for increased contact time for the commingled acid and caustic rinse waters.</p>
First Quarter	<p>No additional activity was performed this quarter.</p>
Second Quarter	<p>No additional activity was performed this quarter.</p>
Third Quarter	<p>No additional activity was performed this quarter.</p>
Fourth Quarter	<p>An Industrial Inspection was conducted in 4th Quarter of 2021.</p>

To be published for this year in newspaper for Significant Non-Compliance? Yes No

Penalties this reporting Year: Assessed \$ 0.00 Collected \$ 0.00

ENFORCEMENT SUMMARY AND COMMENTS

Company Name: Versum Materials US, LLC

Process Flow: 0.05301 MGD

General Information and type of wastewater treatment	<p>Versum Materials develops and manufactures colloidal silica sols and particles for electronic applications. On site operations consist of blending specific product formulations and quality assurance testing of blended slurry. Quality assurance testing is performed inside a clean room where wafers and other electronic substrates are polished to smooth finishes.</p> <p>Waste is transferred from CMP to a mixing tank. Air agitation and chemical addition are used for pH adjustment in a second tank. Process is expected is >25000 GPD.</p>
First Quarter	<p>No additional activity was performed this quarter.</p>
Second Quarter	<p>An Industrial Inspection was conducted in the 2nd Quarter of 2021.</p>
Third Quarter	<p>No additional activity was performed this quarter.</p>
Fourth Quarter	<p>An Industrial Inspection was conducted in the 4th Quarter of 2021.</p>

To be published for this year in newspaper for Significant Non-Compliance? Yes **X** No

Penalties this reporting Year: Assessed **\$ 0.00** Collected **\$ 0.00**

SECTION 2.6
TOWN OF GILBERT

POTW PRETREATMENT ANNUAL REPORT

TOWN OF GILBERT, ARIZONA

NPDES Permit Holder: City of Phoenix, Arizona

Period Covered by this Report: 01/01/2021 through 12/31/2021

Name of Wastewater Treatment Plant: 91st Avenue Wastewater Treatment Plant

NPDES Permit Number: AZ0020524

Person to Contact Concerning Town of Gilbert Information Contained in the Report:

Edward Meza
Pretreatment Program Coordinator
900 E. Juniper Avenue
Gilbert, Arizona 85234
480-503-6463

As required by 40 C.F.R. Section 122.22(b)(2):

I certify under penalty of law that all TOWN OF GILBERT attachments contained in this document were prepared under my direction or supervision in accordance with a system designed to assure that qualified personnel properly gather and evaluate the information submitted. Based on my inquiry of the person or persons who manage the system, or those persons directly responsible for gathering the information, the information submitted is, to the best of my knowledge and belief, true, accurate, and complete. I am aware that there are significant penalties for submitting false information, including the possibility of fine and imprisonment for knowing violations.

01/31/2022
Date:

Jessica L Marlow
Jessica Marlow
Public Works Director
Town of Gilbert, Arizona

The Town of Gilbert is a young, affluent community in central Arizona.

In 1902, the Arizona Eastern Railway asked for donations of right of way in order to establish a rail line between Phoenix and Florence. A rail siding was established on property owned by William "Bobby" Gilbert. The siding, and the town that sprung up around it, eventually became known as Gilbert. Gilbert was a prime farming community, fueled by the construction of the Roosevelt Dam and the Eastern and Consolidated Canals in 1911. It remained an agriculture town for many years, and was known as the "Hay Capital of the World" until the late 1920's. Incorporated on July 6, 1920, Gilbert is a relatively new community that has seen tremendous growth during the past three decades.

Gilbert began to take its current shape during the 1970's when the Town Council approved a strip annexation that encompassed 53 square miles of county land. Although the population was only 1,971 in 1970 the Council realized that Gilbert would eventually grow and develop much like the neighboring communities of Tempe, Mesa, and Chandler. This proved to be a farsighted decision as Gilbert positioned itself for growth in the 1980's and beyond. Gilbert's planning area now encompasses 73 square miles.

Gilbert has experienced a rapid transition from a historically agriculture-based community to an urban center and suburb in the Phoenix Metropolitan Area. In the last thirty-four years Gilbert has grown at a pace unparalleled by most communities in the United States, increasing in population from 5,717 in 1980 to over 246,423 as of July 1, 2017. As Gilbert has grown, the community has recognized the need to develop a strong, diverse economy while preserving its highly desirable quality of life.

Gilbert has made the commitment to utilize 100% of its wastewater. Our Wastewater Treatment facilities are designed and operated to produce high quality effluent that is used for groundwater recharge, which builds up reserves for future drinking water use. The reuse water is also utilized for golf course watering, artificial lakes and landscape irrigation throughout the Town at a water rate approximately ½ the cost of potable water.

Pretreatment Program Summary

Reporting Period: 01/01/2021 to 12/31/2021

Implementing a wastewater survey form that must be completed as part of the Town's business license program has helped identify new users. There were 1046 new business licenses processed during the 2021 reporting period. Of these 190 were possible new commercial and industrial users.

The Town of Gilbert continues to identify new facilities that meet Categorical or SIU criteria for wastewater discharge permits. There were 62 industrial user inspections and 62 Storm Water Inspections conducted in 2021. The Town also conducted 38 sampling events over 133 days and 13 flow studies over 237 days. At the end of 2021 there were 161 industrial user's in the Town's pretreatment database, of these 26 are permitted which include Five Class 'A' SIU's and Twenty-One Class 'B' IU's.

The Town of Gilbert has continued its commercial inspection program. The programs goal is to inspect all food service facilities, automotive service facilities, dry cleaners, and silver photo & x-ray developers annually. There were approximately 1,513 commercial inspections, and 1,513 storm water inspections conducted in 2021.

Individual Training: Pretreatment Program Coordinator (PPC)
Industrial Pretreatment Inspector (IPI)
Wastewater Quality Inspector (WWQI)

All personnel had confined space and fall protection training.

All personnel attended PPE / Bloodborne Pathogens Training

All personnel attended Lock Out/Tag Out procedures training.

All personnel attended Hazwoper refresher training.

All personnel attended Electrical Awareness Safety Training.

All personnel attended Illicit Discharge Storm Water Training.

All personnel attended webinars regarding Linko Database

All personnel attended required quarterly training by the People Team.

All attended webinars on Flow Studies and Flow Link from Isco.

All personnel attended Pretreatment Seminar.

PPC attended National Pretreatment Conference.

WWQI is on Wellness Committee.

WWQI is on Green Gilbert Committee.

WWQI (2) obtained ADEQ Grade 1 Certifications

Best Management Practices

Pollution Prevention through Point Source Control Measures

Reporting Period: 01/01/2021 to 12/31/2021

Introduction

Section C.1 of the National Pollutant Discharge Elimination System (NPDES) Permit # AZ0020524 requires the Sub-Regional Operating Group (SROG) member cities to submit annual progress reports detailing efforts pertaining to pollution prevention through point source control measures. Gilbert's efforts during the year 2021 are summarized below.

Pollution Prevention Efforts with Industry

The town developed and printed up brochures on grease traps and interceptors and another on silver recovery units. These are given during inspections of facilities, and during other public outreach events. We have also developed BMP's for food service facilities, automotive service facilities, printers, and silver photo and x-ray processors. These are given to these facilities during routine annual inspections. Since 2004 BMP's have been part of the Town Municipal Code.

Storm Water

The town has storm water BMP's for certain types of businesses; such as restaurants, automotive shops, carpet cleaners and a general business one. There are also Spanish versions of these brochures available. These brochures are being distributed by Wastewater Quality during the normal inspection schedule.

SROG Participation

The Town of Gilbert Staff continues to participate in periodic SROG meetings. SROG Group addresses Pretreatment Issues effecting the respective municipality participants. The Town of Gilbert's Pretreatment Coordinator attends SROG advisory meetings.

AZFOG Participation

The Town of Gilbert Staff continues to participate in periodic AZFOG meetings. The goal of the AZFOG Group is to reduce the amount of FOG that enters the sanitary sewer through calibration with neighboring municipalities. The Town of Gilbert's Pretreatment Personnel attends AZFOG meetings. The Pretreatment Coordinator assists in providing instruction at Pretreatment AZFOG Seminars to educate Pretreatment Personnel.

Pollution Prevention Green Gilbert Program

The Town of Gilbert Staff continues to participate in Green Gilbert Pollution Prevention meetings and conduct inspections for approval into the Green Gilbert Program.

Wastewater Effluent/Reuse

Presentations continue to be given at events such as the Spring Festival and the Trails Day Event at the Riparian Preserve on effluent recharge. Numerous tours were given to groups interested in the recharge treatment process and daily operation at the Riparian Preserve when available.

Household Hazardous Waste

Since 2007 the Town opened a permanent Household hazardous Waste Drop off Station. Through this Station the Town continues to collect items throughout the year such as batteries, fluorescent bulbs, used oil, and aerosol cans.

Collection Site

The Household Hazardous Waste Drop Off Station is located at the South Area Service Center the corner Greenfield Road and Queen Creek Road.

Christmas Trees

The Town in the past has collected Christmas trees. The trees were chipped and then used for landscaping purposes.

Grease Recycling

The Town collected used fryer oil all year long. The collection site was at the Household Hazardous Waste Drop Off Station. It was collected by Thermofluids for recycling.

Partnership with Gateway Community College

The Town assists in conducting educational opportunities for Gateway Community College Students in Pretreatment Compliance and Pollution Prevention. Due to COVID circumstances this did not take place this past year.

TOWN OF GILBERT

SUMMARY OF PRETREATMENT PROGRAM EXPENDITURES

January 1, 2021 – December 31, 2021 – Total Pretreatment Expenditures **\$ 551,320**

PRETREATMENT PROGRAM PERSONNEL

<u>Title</u>	<u>FTEs 2020</u>	<u>FTEs 2021</u>
Pretreatment Program Coordinator	1	1
Industrial Pretreatment Inspector	1	1
Wastewater Quality Inspector	4	4

PRETREATMENT PROGRAM EXPENDITURES

Personnel	\$ 471,870
Analytical Laboratory Services	\$ 11,100
Vehicle Operations & Maintenance	\$13,550
Training/Tuition	\$ 4,500
Program Operations & Maintenance	\$50,300

PRETREATMENT EQUIPMENT INVENTORY

<u>Equipment Name</u>	<u>Purchased 2021</u>	<u>Total 2021</u>
Samplers	1	5
Flow Meters & Modules	1	7
pH Meters	2	2
Vehicles	1	6
Computers (Laptops/IPads)	0(2)	6(7)

**TOWN OF GILBERT
LIST OF SIGNIFICANT INDUSTRIAL USERS AS OF 12/31/2021**

	COMPANY NAME AND ADDRESS	WWTP	NAICS Code	Regulation
1.	Banner Gateway Medical Center 1900 North Higley Road Gilbert, Arizona 85234-1904	91 st Ave via Neely	622110	Local Limits
2.	First Impression Iron Works, Inc. 1235 West Harwell Road Gilbert, Arizona 85233	91 st Ave via Neely	325510	40 CFR 433: Metal Finishing Point Source Category
3.	Herbally Yours, Inc. 1504 West San Pedro Street Gilbert, Arizona 85233-2412	91 st Ave via Neely	325412	40 CFR 439: Pharmaceutical Manufacturing Point Source Category
4.	Mercy Gilbert Medical Center 3555 South Val Vista Drive Gilbert, Arizona 85296-7323	91 st Ave via Neely or Greenfield	622110	Local Limits
5.	Unique Home Design, Inc. 973 North Colorado Street Gilbert, Arizona 85233-2274	91 st Ave via Neely	325510	40 CFR 433: Metal Finishing Point Source Category

ADDITIONS

The following Significant Industrial Users were added in 2021:

No changes in 2021.

DELETIONS

The following Significant Industrial Users have ceased operations in 2021:

No changes in 2021.

RECLASSIFICATIONS

The following Significant Industrial Users have been reclassified in 2021:

No changes in 2021.

NAME CHANGES

The following Significant Industrial Users changed their names in 2021:

No changes in 2021.

Town of Gilbert
PRETREATMENT PERFORMANCE SUMMARY
91st Avenue Wastewater Treatment Plant

I. General Information						
Control Authority Name: Town of Gilbert			NPDES No.: AZ0020524			
Address: 900 East Juniper Avenue		City: Gilbert		State: Arizona		ZIP: 85234-4714
Contact Person: Edward Meza				Contact Telephone Number: 480-503-6463		
Reporting Period: January 1 – December 31, 2021		Categorical IUs: 3		Significant Non-Categorical IUs: 2		
II. Significant Industrial User Compliance						
	Categorical		Non-categorical		Total SIUs	
	No.	%	No.	%	No.	%
1. No. of SIUs in Full Compliance	2	67	2	100	4	80
2. No. of SIUs in Inconsistent Compliance	1	33	0	0	1	20
3. No. of SIUs in Significant Noncompliance	0	0	0	0	0	0
4. No. of Parameter Violations	0		0		0	
5. No. of Reporting Violations	0		0		0	
6. No. of Permit Condition Violations	0		0		0	
III. Compliance Monitoring Program						
	Categorical		Non-categorical		Total SIUs	
1. No. of Control Documents Issued	1		1		2	
2. No. of Nonsampling Inspections Conducted	3		2		5	
3. No. of Facilities Inspected (Nonsampling)	3		2		5	
4. No. of Sampling Visits Conducted	9		6		15	
5. No. of Facilities Sampled	3		2		5	
IV. Enforcement Actions						
	Categorical		Non-categorical		Total SIUs	
1. Notices of Violations Issued to SIUs	1		0		1	
2. Temporary Increase in IU Self Monitoring	1		0		1	
3. Administrative Orders Issued to SIUs	0		0		0	
4. Compliance Schedules Issued	0		0		0	
5. Settlement Agreements	0		0		0	
6. Other Actions	0		0		0	
7. Amount of Penalties Collected (Total Dollars / IUs Assessed)	\$ 0.00 / 0		\$ 0.00 / 0		\$ 0.00 / 0	

ENFORCEMENT SUMMARY AND COMMENTS

Company Name: Banner Gateway Medical Center

Process Flow: 65,000 GPD Average Daily Discharge

General Information and type of wastewater treatment	Banner Gateway Medical Center is a hospital which operations include Cooling Tower, Boiler Feed, Humidification, Plaster Trap, Acid Waste Neutralization, Grease Interceptor, and Other Hospital Operations and Associated Rinses.
First Quarter	
Second Quarter	
Third Quarter	
Fourth Quarter	12-20-21 – Permit Renewal Issued. Permit Effective 01-01-22 and Expires 12-31-26.

To be published for this year in newspaper for Significant Non-Compliance? Yes X No

Penalties this reporting Year: Assessed \$ 0.00 Collected \$ 0.00

Company Name: First Impression Iron Works, Inc.
Process Flow: 600 GPD Average Daily Discharge

General Information and type of wastewater treatment	
First Impressions Security Doors, Inc. performs powder coating, coating conversion, acid cleaning and associated rinses. Treatment includes pH neutralization.	
First Quarter	
Second Quarter	
Third Quarter	
Fourth Quarter	12-20-21 – Permit Renewal Issued. Permit Effective 01-01-22 and Expires 12-31-26.

To be published for this year in newspaper for Significant Non-Compliance? Yes X No
Penalties this reporting Year: Assessed \$ 0.00 Collected \$ 0.00

**TOWN OF GILBERT
SIGNIFICANT INDUSTRIAL USER COMPLIANCE STATUS REPORT**

NAME: Herbally Yours, Inc.		REPORT PERIOD: 01/01/2021 through 12/31/2021		
SERVICE ADDRESS: 1504 West San Pedro Street Gilbert, Arizona 85233-2412		MAILING ADDRESS: Same		
CATEGORICAL USER? Yes	40 CFR 439.47	LIMITS APPENDIX: L	BMR SUBMITTED 02-28-2003	
TTO CERTIFICATION DATE SUBMITTED: N/A		PERMIT EFFECTIVE: 01-01-2021	PERMIT EXPIRES: 12-31-2024	
SAMPLING LOCATION VERIFIED ON: 03-04-21		RCRA NOTICE: 12-30-2002		
SLUG CONTROL PLAN EVALUATION DATE: 03-04-21		COMPLIANCE SAMPLING POINT No: 22 ½ ° V-Notch Weir		
	1st Quarter (Jan 1 - Mar 31)	2nd Quarter (Apr 1 - Jun 30)	3rd Quarter (Jul 1 - Sep 30)	4th Quarter (Oct 1 - Dec 31)
Number of Inspections	1	0	0	0
Number of City Sampling Days	0	0	3	0
Number of IU Sampling Days	3	3	4	6
Number of Parameter Violations	0	0	1	0
Number of Inspection Violations	0	0	0	0
Number of Reporting Violations	0	0	0	0
Number of Permit Cond. Violations	0	0	0	0
Compliance Status	C	C	I	C
Evaluated as of:	01-28-22	01-28-22	01-28-22	01-31-22

COMPLIANCE CODES: C = Compliance I = Inconsistent Compliance S = Significant Noncompliance
If company is in I or S, then the following table applies:

Quarter	Type of Violation	Date of Violation	Sample Composite or Grab	Limit Federal or City	Monitoring City or IU	Parameter	Value / Limit	Number of Measurements per Quarter
3rd	Daily Limit	08-12-21	Composite	City	City	Zinc	3.8 mg/l / 3.5 mg/l	4
			1st Quarter (Jan 1 – Mar 31)	2nd Quarter (Apr 1 - Jun 30)	3rd Quarter (Jul 1 – Sep 30)	4th Quarter (Oct 1 - Dec 31)		
Enforcement Status			N	N	A(L)	N		

Enforcement Status Codes

- | | | |
|---|--------------------------------------|---|
| A - Notice of Violation (NOV) | F - Assessment of Monetary Penalties | K - Published in Newspaper for Significant Non-Compliance (SNC) In Prior Reporting Year |
| B - Administrative Order (AO) | G - Restriction of Flow | L - Temporary Increase in IU Self Monitoring (TISM) |
| C - Civil Action Filed | H - Permit Revocation | |
| D - Criminal Action Filed | I - Compliance Schedule Issued | |
| E - Pretreatment Settlement Agreement (PSA) | J - Disconnection from Sewer | N- No Enforcement Action |

ENFORCEMENT SUMMARY AND COMMENTS

Company Name: Herbally Yours, Inc.

Process Flow: 2,000 GPD Average Daily Discharge

General Information and type of wastewater treatment	Herbally Yours Inc. performs Mixing, Compounding, and Formulation operations of nutritional supplements. Treatment includes separation and pH neutralization.
First Quarter	
Second Quarter	
Third Quarter	09-23-21 – Effluent Limits Violation for Zinc. 3.8 mg/l was the result with a 3.5 mg/l Limit. A Notice of Violation (NOV) was issued along with a Temporary Increase in IU Self-Monitoring (TISM).
Fourth Quarter	11-15-21 – NOV issued on 09-23-21 was satisfactorily completed.

To be published for this year in newspaper for Significant Non-Compliance? Yes X No

Penalties this reporting Year: Assessed \$ 0.00 Collected \$ 0.00

ENFORCEMENT SUMMARY AND COMMENTS

Company Name: Mercy Gilbert Medical Center

Process Flow: 85,000 GPD Average Daily Discharge

General Information and type of wastewater treatment	
Mercy Gilbert Medical Center is a Hospital with discharge from their Cooling Tower, Boiler Feed, Humidification, Plaster Trap, Acid Waste Neutralization, Grease Interceptor, Hospital Operations and Associated Rinses.	
First Quarter	
Second Quarter	
Third Quarter	
Fourth Quarter	

To be published for this year in newspaper for Significant Non-Compliance? Yes X No

Penalties this reporting Year: Assessed \$ 0.00 Collected \$ 0.00

ENFORCEMENT SUMMARY AND COMMENTS

Company Name: Unique Home Designs, Inc.

Process Flow: 4,000 GPD Average Daily Discharge

General Information and type of wastewater treatment	Unique Home Designs, Inc. performs powder coating, coating conversion, acid cleaning and associated rinses. Treatment includes pH neutralization.
First Quarter	
Second Quarter	
Third Quarter	
Fourth Quarter	

To be published for this year in newspaper for Significant Non-Compliance? Yes X No

Penalties this reporting Year: Assessed \$ 0.00 Collected \$ 0.00