



2022 – 2023 Consolidated Annual Performance Evaluation Report

Phoenix, AZ

CR-05 - Goals and Outcomes

Progress the jurisdiction has made in carrying out its strategic plan and its action plan. 91.520(a)

This could be an overview that includes major initiatives and highlights that were proposed and executed throughout the program year.

The City of Phoenix provided a number of beneficial programs during the 2022-23 program year, including program services to 130,877 low- and moderate-income individuals, families, seniors and youth through public service, public facilities, and infrastructure and enhancement projects and programs funded with CDBG and CDBG CARES Act (CDBG-CV); 37 (37 CDBG and 0 CDBG-CV) residential households received housing rehabilitation services to help residents remain safe in their homes; 21 small businesses (CDBG PS) enrolled in the Management Technical Assistance program in FY2022-23, in which 17 of those businesses received technical assistance and will remain in the program through FY2023-24; relative to storefront revitalization improvements, there are two projects in progress for 2023-24, and there were zero projects completed with storefront revitalization improvements in FY2022-23; and completed public facility improvement and infrastructure projects that benefited 104,622 persons. The total number of persons/households for whom services/facilities were available was 724,440 (this included CDBG and CDBG-CV funding) according to the PR-51. Housing needs for low- and moderate-income individuals and families were also addressed. The City remained focused on serving vulnerable individuals and families with children experiencing homelessness through collaboration with other funders and partnerships with essential public and private systems of care including health and behavioral health care; public safety; and education and employment providers. The City continued to lead efforts in providing outreach to Veterans, seniors, youth aged 18-24, and families with children and other individuals experiencing chronic homelessness through participation in targeted initiatives and support to community-based providers. In addition, the City of Phoenix Housing Department assisted 154 persons with HIV/AIDS with supportive services and/or housing and developed 169 new affordable housing units, and rehabbed 80 affordable units. The city also sold 4 units to low-income first-time homebuyers with a 20% reduction through the Section 32 program. All program activities benefited low-and-moderate income Phoenix residents. Other assistance provided by the Housing Department this fiscal year included: 7,030 Section 8/Housing Choice Voucher (HCV), and 818 VASH recipients.

Comparison of the proposed versus actual outcomes for each outcome measure submitted with the consolidated plan and explain, if applicable, why progress was not made toward meeting goals and objectives. 91.520(g)

Categories, priority levels, funding sources and amounts, outcomes/objectives, goal outcome indicators, units of measure, targets, actual outcomes/outputs, and percentage completed for each of the grantee's program year goals.

Goal	Category	Source / Amount	Indicator	Unit of Measure	Expected – Strategic Plan	Actual – Strategic Plan	Percent Complete	Expected – Program Year	Actual – Program Year	Percent Complete
Affordable rental and homeowner housing	Affordable Housing	CDBG: \$ / HOME: \$	Public service activities other than Low/Moderate Income Housing Benefit	Persons Assisted	1495	469	31.37%	0	469	
Affordable rental and homeowner housing	Affordable Housing	CDBG: \$ / HOME: \$	Public service activities for Low/Moderate Income Housing Benefit	Households Assisted	0	0		355	0	0.00%
Affordable rental and homeowner housing	Affordable Housing	CDBG: \$ / HOME: \$	Rental units constructed	Household Housing Unit	697	590	84.65%	184	169	91.85%
Affordable rental and homeowner housing	Affordable Housing	CDBG: \$ / HOME: \$	Rental units rehabilitated	Household Housing Unit	75	80	106.67%			
Affordable rental and homeowner housing	Affordable Housing	CDBG: \$ / HOME: \$	Homeowner Housing Added	Household Housing Unit	22	31	140.91%	3	4	133.33%
Affordable rental and homeowner housing	Affordable Housing	CDBG: \$ / HOME: \$	Homeowner Housing Rehabilitated	Household Housing Unit	577	0	0.00%	121	0	0.00%

Affordable rental and homeowner housing	Affordable Housing	CDBG: \$ / HOME: \$	Direct Financial Assistance to Homebuyers	Households Assisted	37	1	2.70%	70	4	5.71%
Affordable rental and homeowner housing	Affordable Housing	CDBG: \$ / HOME: \$	Tenant-based rental assistance / Rapid Rehousing	Households Assisted	12	16916	140,966.67%			
Affordable rental and homeowner housing	Affordable Housing	CDBG: \$ / HOME: \$	Businesses assisted	Businesses Assisted	10	0	0.00%			
Economic Development	Economic Development	CDBG: \$	Facade treatment/business building rehabilitation	Business	10	0	0.00%	2	0	0.00%
Economic Development	Economic Development	CDBG: \$	Businesses assisted	Businesses Assisted	165	2	1.21%	107	2	1.87%
Housing & support services for those with HIV/AIDS	Non-Homeless Special Needs	HOPWA: \$	Public service activities other than Low/Moderate Income Housing Benefit	Persons Assisted	2500	2577	103.08%	485	980	202.06%
Housing & support services for those with HIV/AIDS	Non-Homeless Special Needs	HOPWA: \$	Tenant-based rental assistance / Rapid Rehousing	Households Assisted	500	457	91.40%	140	168	120.00%

Housing & support services for those with HIV/AIDS	Non-Homeless Special Needs	HOPWA: \$	Homelessness Prevention	Persons Assisted	550	246	44.73%	100	123	123.00%
Housing & support services for those with HIV/AIDS	Non-Homeless Special Needs	HOPWA: \$	HIV/AIDS Housing Operations	Household Housing Unit	500	465	93.00%	110	154	140.00%
Investing in public facilities and infrastructure	Non-Housing Community Development	CDBG: \$	Public Facility or Infrastructure Activities other than Low/Moderate Income Housing Benefit	Persons Assisted	5000	37757	755.14%	2200	37757	1,716.23%
Investing in public facilities and infrastructure	Non-Housing Community Development	CDBG: \$	Public service activities other than Low/Moderate Income Housing Benefit	Persons Assisted	2500	9919	396.76%	500	9919	1,983.80%
Investing in public facilities and infrastructure	Non-Housing Community Development	CDBG: \$	Rental units rehabilitated	Household Housing Unit	0	260		0	80	
Investing in public facilities and infrastructure	Non-Housing Community Development	CDBG: \$	Homeowner Housing Rehabilitated	Household Housing Unit	0	33		15	33	220.00%

Investing in public facilities and infrastructure	Non-Housing Community Development	CDBG: \$	Buildings Demolished	Buildings	15	11	73.33%	4	11	275.00%
Investing in public facilities and infrastructure	Non-Housing Community Development	CDBG: \$	Housing Code Enforcement/Foreclosed Property Care	Household Housing Unit	975	4	0.41%	70	4	5.71%
Investing in public facilities and infrastructure	Non-Housing Community Development	CDBG: \$	Other	Other	160000	0	0.00%			
Services & housing for persons at-risk or homeless	Homeless	CDBG: \$ / ESG: \$	Public service activities other than Low/Moderate Income Housing Benefit	Persons Assisted	0	948		0	948	
Services & housing for persons at-risk or homeless	Homeless	CDBG: \$ / ESG: \$	Public service activities for Low/Moderate Income Housing Benefit	Households Assisted	22670	0	0.00%	4277	0	0.00%
Services & housing for persons at-risk or homeless	Homeless	CDBG: \$ / ESG: \$	Tenant-based rental assistance / Rapid Rehousing	Households Assisted	2550	186	7.29%	250	8449	3,379.60%

Services & housing for persons at-risk or homeless	Homeless	CDBG: \$ / ESG: \$	Homeless Person Overnight Shelter	Persons Assisted	16120	4609	28.59%	1692	0	0.00%
Services & housing for persons at-risk or homeless	Homeless	CDBG: \$ / ESG: \$	Homelessness Prevention	Persons Assisted	1251	248	19.82%	200	123	61.50%
Supporting people with special needs	Non-Homeless Special Needs	CDBG: \$	Public service activities other than Low/Moderate Income Housing Benefit	Persons Assisted	5000	16014	320.28%	1000	16014	1,601.40%
Supporting people with special needs	Non-Homeless Special Needs	CDBG: \$	Homeless Person Overnight Shelter	Persons Assisted	0	0		0	0	

Table 1 - Accomplishments – Program Year & Strategic Plan to Date

Assess how the jurisdiction’s use of funds, particularly CDBG, addresses the priorities and specific objectives identified in the plan, giving special attention to the highest priority activities identified.

The City continues to utilize CDBG funding to address the needs of low- and moderate-income individuals and families, with a specific focus on housing. Programs include owner-occupied housing rehabilitation services, homeless intervention and prevention, and improving the quality of life for low- and moderate-income Phoenicians. Affordable housing programs including rehabilitation of owner-occupied housing, new affordable rental units, and homeless prevention programs are among the highest priority. Additionally, during the program year, the City provided supportive permanent housing. Furthermore, CDBG funding provided services including shelter, case management, job training, and

educational guidance. The City continues to strive to provide programming opportunities that support and enhance the lives of the most vulnerable residents, including elderly, disabled and other persons with special needs.

In addition, the City identified supporting individuals seeking ways to escape domestic violence and human trafficking as a community priority. Phoenix Starfish Place provides permanent supportive housing for fifteen households who are survivors of sex trafficking. Eligible households are referred through Arizona State University and the Phoenix Family Advocacy Center and approved for housing by the city of Phoenix Housing Department and Property Management Company. Residents receive Housing Choice Vouchers (HCV) or other federal, state or local assistance to subsidize the monthly rental fee, contributing no more than thirty percent of their income towards rent. Case managers provide trauma informed case management and support services on-site to resident households. In 2022-2023, the program started the process to convert to a transitional program which is still in process. In 2022-2023, three residents enrolled in community college courses with one completing her associate degree; another resident completed Peer Support/Navigator Training. Ten households were connected to childcare and assistance was provided to 11 households for assistance with car repair, utilities, rent assistance, and child activities.

Finally, the City utilized CDBG funds for various public facility and improvement projects, including building revitalization projects, ADA projects, park renovations, homeless facilities, creating safe routes to school, and youth service facilities.

CR-10 - Racial and Ethnic composition of families assisted

Describe the families assisted (including the racial and ethnic status of families assisted).

91.520(a)

Table 2 – Table of assistance to racial and ethnic populations by source of funds

Narrative

The City of Phoenix Neighborhood Services Department (NSD) is the lead agency responsible for preparing and reporting information for the CAPER. The families assisted during FY2022-23 are reflective of the low- and moderate-income population of the city of Phoenix. As of July 1, 2022, the U.S. Census Bureau estimated the population of the city of Phoenix to be 1,644,409 which is a 2.3% increase in population from April 1, 2020. Thus, Phoenix remains ranked nationally as the 5th largest city in the US. The above table captures the race and ethnicity data for FY2022-23. Public Facility and Infrastructure and Enhancement projects qualify for CDBG and CDBG-CV funding through low- and moderate-income census data (at least 51% LMI). As reported in the PR54, total low- and moderate-income (<=80%) CDBG and CDBG-CV beneficiaries is 98.74%; non-low- and moderate-income (>80%) is 1.26% (source: PR54 Grantee CDBG Performance Profile). CDBG information in the table above is taken directly from the PR03 - Original BOSMAC (2022). Please note that additional race/ethnicities not listed above account for a discrepancy in the races and ethnicities reported. For CDBG and CDBG-CV, in addition to the categories listed above, residents who reported themselves as "Other Multi-Racial" totaled 31,416. HOME and HOPWA demographic information: In addition to the categories listed, residents also reported "Other Multi-Racial" which are not included in the chart above, 425 families reported under this category for HOME and 75 for HOPWA. For ESG, in addition to the categories listed, residents also reported "Other Multi-Racial" which are included in the totals; 289 individuals reported under this category. In addition, clients also reported "Client Doesn't Know/Client Refused" which is included in the totals; 38 individuals reported under this category. In addition to the Hispanic and Non-Hispanic categories, an additional 77 clients reported as "Client Doesn't Know/Client Refused."

CR-15 - Resources and Investments 91.520(a)

Identify the resources made available

Source of Funds	Source	Resources Made Available	Amount Expended During Program Year
CDBG	public - federal	46,747,406	21,834,076
HOME	public - federal	31,574,810	4,911,318
HOPWA	public - federal	8,045,470	4,169,423
ESG	public - federal	1,412,760	9,920,145
LIHTC	public - state	28,658,979	24,360,209
Other	private	16,178,575	13,137,978
Other	public - federal	16,178,575	13,137,978

Table 3 - Resources Made Available

Narrative

During FY2020-21, the City received Coronavirus Aid, Relief, and Economic Security Act (CARES Act) funding in the total amount of \$48,545,764, which includes \$9,820,880 in a first round of Community Development Block Grant (CDBG-CV1) funds, \$14,096,369 in a second round of Community Development Block Grant (CDBG-CV3), \$440,505 in Housing Opportunity for Persons with AIDS (HOPWA-CV) funds, \$4,975,762 in a first round of Emergency Solutions Grants (ESG-CV1) funds, and \$19,212,248 in a second round of Emergency Solutions Grants (ESG-CV2). An additional \$1,000,000 in prior year CDBG funds were allocated to prevent, prepare for and respond to COVID-19. The amount expended during program year 2022-23 for CDBG (Entitlement and Program Income) was \$10,134,151.61 and CDBG CARES Act (CDBG-CV) funding was \$7,835,354.98. The amount expended during program year 2022-23 for ESG included \$1,559,845.09 (\$931,489.86 of ESG 2022 and \$628,355.23 of prior-year ESG 2021) and \$8,360,299.55 of ESG CARES Act (ESG-CV) for a final total of \$9,920,144.64. In FY 2022-23, Public Housing's operating budget was \$9,989,404; Proceeds from the Sale of Scattered Site Public Housing Properties \$1,257,167; Affordable Housing Rental Income was \$1,639,792; Public Housing Rental Income: \$2,512,615 and HOME Program income \$ \$3,752,760.

Identify the geographic distribution and location of investments

Target Area	Planned Percentage of Allocation	Actual Percentage of Allocation	Narrative Description
Edison-Eastlake Choice Neighborhoods			

Table 4 – Identify the geographic distribution and location of investments

Narrative

Funding was not targeted specifically for any geographic area; it was used throughout the city of Phoenix in low- and moderate-income areas. The city of Phoenix recognizes the need to focus its

resources to comprehensively revitalize its distressed neighborhoods. Contributing factors include the city's population increase, household income, and lower-income rental housing units. CDBG funds were utilized to provide services in census tracts that are predominately minority and predominately low- and moderate-income.

Leveraging

Explain how federal funds leveraged additional resources (private, state and local funds), including a description of how matching requirements were satisfied, as well as how any publicly owned land or property located within the jurisdiction that were used to address the needs identified in the plan.

Federal Funds were leveraged, and match provided for the Graffiti Busters program, public facilities and improvements and public services activities. Additional federal funding through Low Income Home Energy Assistance Program (LIHEAP), and the Department of Energy's Weatherization Program, Low Income Housing Tax Credit Program (LIHTC), National Housing Trust Fund (NHTF), Lead Remediation Program were leveraged during the program year. Private resources including Arizona Public Service (APS), southwest Gas (SWG), Salt River Project (SRP), and General Public Donation were included in the housing programs to expand services to low- and moderate-income families.

Fiscal Year Summary – HOME Match	
1. Excess match from prior Federal fiscal year	174,055,391
2. Match contributed during current Federal fiscal year	353,879
3. Total match available for current Federal fiscal year (Line 1 plus Line 2)	174,409,270
4. Match liability for current Federal fiscal year	0
5. Excess match carried over to next Federal fiscal year (Line 3 minus Line 4)	174,409,270

Table 5 – Fiscal Year Summary - HOME Match Report

Match Contribution for the Federal Fiscal Year								
Project No. or Other ID	Date of Contribution	Cash (non-Federal sources)	Foregone Taxes, Fees, Charges	Appraised Land/Real Property	Required Infrastructure	Site Preparation, Construction Materials, Donated labor	Bond Financing	Total Match
Weatherization Assistance Program (private utility companies)	06/30/2023	0	0	0	0	0	0	353,879

Table 6 – Match Contribution for the Federal Fiscal Year

HOME MBE/WBE report

Program Income – Enter the program amounts for the reporting period				
Balance on hand at begin-ning of reporting period \$	Amount received during reporting period \$	Total amount expended during reporting period \$	Amount expended for TBRA \$	Balance on hand at end of reporting period \$
6,079,925	3,752,760	1,060,539	0	8,772,146

Table 7 – Program Income

Minority Business Enterprises and Women Business Enterprises – Indicate the number and dollar value of contracts for HOME projects completed during the reporting period						
	Total	Minority Business Enterprises				White Non-Hispanic
		Alaskan Native or American Indian	Asian or Pacific Islander	Black Non-Hispanic	Hispanic	
Contracts						
Dollar Amount	42,270,651	0	0	0	31,811,589	10,459,062
Number	4	0	0	0	3	1
Sub-Contracts						
Number	66	0	0	1	10	55
Dollar Amount	16,959,165	0	0	25,854	5,560,206	11,373,105
	Total	Women Business Enterprises	Male			
Contracts						
Dollar Amount	42,270,651	0	42,270,651			
Number	4	0	4			
Sub-Contracts						
Number	66	5	61			
Dollar Amount	37,749,165	23,095,230	14,653,935			

Table 8 - Minority Business and Women Business Enterprises

Minority Owners of Rental Property – Indicate the number of HOME assisted rental property owners and the total amount of HOME funds in these rental properties assisted						
	Total	Minority Property Owners				White Non-Hispanic
		Alaskan Native or American Indian	Asian or Pacific Islander	Black Non-Hispanic	Hispanic	
Number	4	0	0	0	1	3
Dollar Amount	4,500,000	0	0	0	2,000,000	2,500,000

Table 9 – Minority Owners of Rental Property

Relocation and Real Property Acquisition – Indicate the number of persons displaced, the cost of relocation payments, the number of parcels acquired, and the cost of acquisition						
Parcels Acquired		0	0			
Businesses Displaced		0	0			
Nonprofit Organizations Displaced		0	0			
Households Temporarily Relocated, not Displaced		0	0			
Households Displaced	Total	Minority Property Enterprises				White Non-Hispanic
		Alaskan Native or American Indian	Asian or Pacific Islander	Black Non-Hispanic	Hispanic	
Number	0	0	0	0	0	0
Cost	0	0	0	0	0	0

Table 10 – Relocation and Real Property Acquisition

CR-20 - Affordable Housing 91.520(b)

Evaluation of the jurisdiction's progress in providing affordable housing, including the number and types of families served, the number of extremely low-income, low-income, moderate-income, and middle-income persons served.

	One-Year Goal	Actual
Number of Homeless households to be provided affordable housing units	0	818
Number of Non-Homeless households to be provided affordable housing units	96	254
Number of Special-Needs households to be provided affordable housing units	368	159
Total	464	1,231

Table 11 – Number of Households

	One-Year Goal	Actual
Number of households supported through Rental Assistance	140	818
Number of households supported through The Production of New Units	184	170
Number of households supported through Rehab of Existing Units	1	80
Number of households supported through Acquisition of Existing Units	0	0
Total	325	1,068

Table 12 – Number of Households Supported

Discuss the difference between goals and outcomes and problems encountered in meeting these goals.

The affordable housing goals for the use of federal and local funding identified by the priorities in the 2022-2023 Annual Action Plan were to create 184 new affordable housing units and rehabilitate 121 existing affordable housing unit.

The City has been diligent in meeting its objectives to provide affordable housing to the extremely-low-income, low-income and moderate-income renters and homeowners of Phoenix. The city, utilizing HOME, HOPWA, VASH Vouchers and local resources, assisted 2,467 households or persons with affordable housing. All of the households assisted met the Section 215 definition of affordable housing

for rent and homeownership. Since 1993, the City of Phoenix Housing Department has created 11,249 affordable housing units.

Rental Assistance: The city of Phoenix Housing Department has several Tenant Based Rental Assistance (TBRA) programs administered by Housing Department. These two programs target victims of human trafficking, persons with HIV/AIDS, veterans, and others. A total of 986 households were served this year through TBRA, and VASH Vouchers.

Production of New Units: The city of Phoenix Housing Department created 170 new affordable housing unit through the development of new multi-family housing communities and down payment assistance.

Numerous multi-family projects faced significant delays with building materials and labor. Due to supply chain issues from the COVID-19 Pandemic many building materials were on back order for many months which delayed project completion. While many of these supply chains have stabilized, projects will continue to be impacted into the current fiscal year as several critical supply chains such as electrical components have not yet stabilized in the Phoenix market.

Discuss how these outcomes will impact future annual action plans.

The City will continue to meet the goals set forth in the upcoming 2023-2024 Annual Action Plan. Future action plans will reflect those activities and projects.

Include the number of extremely low-income, low-income, and moderate-income persons served by each activity where information on income by family size is required to determine the eligibility of the activity.

Number of Households Served	CDBG Actual	HOME Actual
Extremely Low-income	0	481
Low-income	0	1,186
Moderate-income	0	374
Total	0	2,041

Table 13 – Number of Households Served

Narrative Information

The City’s Housing Continuum is a ladder beginning with Emergency/Transitional housing and ending with Long-Term Homeownership. The City has identified Special Needs persons and families as a priority population for affordable housing and supportive services. Below is an overview of the City’s Housing Continuum. Emergency/ Transitional housing is the first step to providing housing for special needs households, such as victims of domestic violence and homeless persons with little or no income. The Housing Department currently provides funding for Tenant Based Rental Assistance that provides temporary housing and transitional housing units for persons with HIV/AIDS.

Assisted Housing

The second step, Assisted Housing provides permanent rental housing where clients are only required to pay 30% of their income towards rent. The City currently administers Public Housing, Section 8 Housing Choice and Project-Based Voucher Programs, and Veterans Affairs Supported Housing (VASH) Program. These programs can often serve populations below 30% of the Area Median Income (AMI).

Affordable Rental Program

The third step, the City's Affordable Rental Program includes City and privately owned apartment communities serving individuals, families, and seniors primarily at 40% - 60% of AMI. These units are not subsidized like Public Housing and the Section 8 Program but have reduced rents. In addition, these programs foster public/private partnerships that create affordable housing units with innovative financing and Housing Department loan programs.

Market Rental

The fourth step of the ladder is Market Rental apartment units or unassisted rental units that are available to the general public.

First Time Homebuyer and Long-Term Homeownership

And finally, the fifth and sixth steps are First-Time Homebuyer programs and Long-Term Homeownership. The City administers currently two first-time homebuyer programs: the Open Doors Homeownership Program and the Section 32 Program. Additionally, funding is provided to non-profits for homebuyer counseling and foreclosure prevention.

CR-25 - Homeless and Other Special Needs 91.220(d, e); 91.320(d, e); 91.520(c)

Evaluate the jurisdiction's progress in meeting its specific objectives for reducing and ending homelessness through:

Reaching out to homeless persons (especially unsheltered persons) and assessing their individual needs

The City contracts with a community partner to engage individuals experiencing homelessness through street outreach teams and community resource connections which lead to individuals receiving services, entering shelter, and positive housing outcomes. This collaboration provides funding as well as direct services for the purpose of outreach and engagement activities in order to best serve unsheltered individuals in Phoenix. Additionally, the City provides population specific services to youth aged 18-24, Veterans, families, single women, and persons experiencing mental health and substance use disorders through contracts with community-based providers. During FY 2022-2023, 79 Veteran individuals experiencing homelessness were engaged through street outreach services; 29 Veterans received financial assistance towards permanent housing; and 248 individuals received homeless prevention services through City of Phoenix programs at Family Services Centers.

Programs

The City maintains a coordinated program called Phoenix C.A.R.E.S. (Community, Action, Response, Engagement, Services) (PHX C.A.R.E.S.) in response to increased requests to address conditions associated with persons experiencing unsheltered homelessness, often living in encampments. The program is a collaboration between heavily impacted departments including Human Services, Neighborhood Services, Public Works, Parks, Street Transportation, Police, and the Prosecutor's Office. Launched in November 2017, the goal of PHX C.A.R.E.S. is to connect individuals experiencing homelessness with appropriate services and to reduce the impact of homelessness on Phoenix neighborhoods. PHX C.A.R.E.S., which can be accessed by phone at 602-262-6251 or online at the City's PHX at Your Service (PAYS) online system, is a one-stop customer service team that offers a coordinated response for neighborhoods and individuals experiencing homelessness— offering education, resources, and encampment cleanups. The City contracts with Community Bridges, Inc. to provide street outreach and engagements services, where an outreach team is dispatched to engage and provide services to those experiencing homelessness 7 days a week from 5 a.m. to 11 p.m. Requests for services and related information are documented and shared amongst departments in a single, electronic platform. Simultaneously, the City works with the property owner in question to resolve encampment conditions. A multi-disciplinary team works together to develop the most appropriate solution for each individual case. The PHX C.A.R.E.S. program is innovative because of the high levels of collaboration it has fostered among city departments and its direct impact to the residents and neighborhoods of Phoenix. During 2022-2023, a total of 10,660 requests for services were received, 12,124 services were provided, and 6,088 were encampment cases on both public and private properties.

The Heat Relief Network program is a regional partnership between the Maricopa Association of

Governments (MAG), local municipalities, non-profit agencies, faith-based organizations, and businesses. Each year, MAG oversees the mapping of the Heat Relief Network, which is network of partners that deliver a variety of supports and services including hydration stations, refuge centers, and water donation/distribution to the Valley's most vulnerable populations in hopes of preventing and mitigating heat-related illnesses and deaths. The City of Phoenix is a proud partner of the Heat Relief Network. The Office of Homeless Solutions organizes and manages the water distribution initiative which supplies water bottles to individuals experiencing homelessness during the summer months of May-September. The Office of Homeless Solutions collaborates with over 30 local agencies who distribute, on average, over 500,000 bottles of water annually.

Addressing the emergency shelter and transitional housing needs of homeless persons

The City contracts with United Methodist Outreach Ministries (UMOM) who operates the Halle Women's Center and the New Day Center which provides emergency shelter daily for up to 130 single women and 42 families with children who are experiencing homelessness. Services include emergency shelter operations, support services, meals and snacks, clean linens and clothing, toiletries and shower facilities, secure storage for personal belongings, and client-centered case management including the development of a permanent housing plan. UMOM offers a safe environment, meets basic needs, and provides housing-focused case management. The Halle facility was designed to meet the needs of single women experiencing homelessness in a closed, secure campus with 48 units, each with two to three beds and a semi-private bathroom. Three nutritious meals each day are prepared in the commercial kitchen and served in the communal dining room by staff and over 120 faith and community-based volunteer organizations. During FY 2022-2023, UMOM served 2,890 persons including 766 single women and 837 adults and their 1,287 children.

The City also contracts with Chicanos Por La Causa (CPLC) to provide emergency crisis shelter services for families prioritized by Phoenix Police, Fire and Human Services staff. CPLC has four apartment units available in Phoenix with 24/7 access. Within 48 hours of referral, families are assigned a case manager who provides a full intake process. Services include emergency shelter operations, support services, meals and snacks, clean linens and clothing, toiletries and shower facilities, secure storage for personal belongings, and client-centered case management including the development of a permanent housing plan. During FY 2022-2023, CPLC serviced 56 households (158 individuals).

Helping low-income individuals and families avoid becoming homeless, especially extremely low-income individuals and families and those who are: likely to become homeless after being discharged from publicly funded institutions and systems of care (such as health care facilities, mental health facilities, foster care and other youth facilities, and corrections programs and institutions); and, receiving assistance from public or private agencies that address housing, health, social services, employment, education, or youth needs

Phoenix worked to serve low-income individuals through its Family Services Centers. At the Family Services Centers three locations, individuals obtained assistance with rent, utilities and case management utilizing federally funded emergency assistance and general funds. The following services were provided:

- 6,453 families received emergency assistance and/or case management services, with \$33.2 million spent on rent, mortgage, emergency shelter, utility payments, and food.
- Over \$7.6 million was spent to help 5,249 families make utility payments or deposits.
- Over \$26.1 million was spent to help 3,749 families avoid eviction or foreclosure.
- 228 families received long-term case management services.

Helping homeless persons (especially chronically homeless individuals and families, families with children, veterans and their families, and unaccompanied youth) make the transition to permanent housing and independent living, including shortening the period of time that individuals and families experience homelessness, facilitating access for homeless individuals and families to affordable housing units, and preventing individuals and families who were recently homeless from becoming homeless again

The City is committed to ending Veteran and chronic homelessness by ensuring episodes of homelessness are rare, brief, and non-recurring. The City is an active participant of Built for Zero, a rigorous national change campaign working to help a core group of committed communities end Veteran and chronic homelessness. Coordinated by Community Solutions, the national effort supports participants in developing real time data on homelessness, optimizing local housing resources, tracking progress against monthly goals, and accelerating the spread of proven strategies. City staff participate in ongoing learning sessions in an effort evaluate and improve local leadership structures and capacity necessary to end Veteran and chronic homelessness as well as continue learning quality improvement tools and methods to take action and solve problems. Furthermore, the City contracts with Community Bridges, Inc. (CBI) to support Veteran specific navigation services. In 2022-2023, ESG funds were utilized by the City to provide financial assistance in the pursuit of obtaining permanent housing. In 2022-2023, 29 VASH clients were assisted with security/rent deposits.

Contracts

The City contracts with CBI to provide support to single adults transitioning from homelessness into permanent housing. The 34-bed housing stabilization facility serves homeless single adults who have been approved for permanent housing and may be referred by any outreach or housing provider within Maricopa County. Upon entry to Bridge housing, Navigator staff conduct a full SPDAT assessment to determine other areas of service needs. Bridge housing navigators provide lease-up assistance, on-going life skills education groups, weekly case-conferencing, and progressive engagement to reduce recidivism. The Bridge housing facility is staffed with seven Navigators (certified Peer Support

Specialists) and one program manager. During 2022-2023, CBI provided services to 157 single adults experiencing homelessness in which 67% had positive exits.

Additionally, the City contracts with Native American Connections (NAC) to provide Rapid Rehousing supportive services for unaccompanied youth (ages 18-24) at HomeBase Youth Services. The youth have access to 25 emergency housing beds, case management, and housing navigation, which focuses on need-based assistance to facilitate a positive outcome and reduce risk of recidivism. In 2022-23, navigation services were provided to 101 youth with 36 youth (36%) achieving a positive housing outcome, and an additional 36% having positive exits.

Contracts Continued

The Human Services and Housing Departments also partner with Mercy Maricopa Integrated Care to provide permanent supportive housing for individuals experiencing chronic homelessness by combining a housing subsidy, physical and behavioral health services, and ongoing stabilization and support services. Thus, 275 individuals who were previously homeless are permanently housed at any given time. Phoenix is a critical partner in the Maricopa Association of Governments (MAG) Continuum of Care (CoC), in which the City holds one position on the Maricopa County Regional CoC Governing Board, as the Co-Chair. This position represents the ESG formula recipients, and actively participates in committees, workgroups, and activities of the CoC. The City is an active member of the Local Communities Workgroup. The City is a chair and active participant in the Maricopa Regional ESG Collaborative, a workgroup of the CoC formed to develop regional strategies and practices for the comprehensive implementation of ESG eligible services across Maricopa County. The Collaborative is working to train ESG providers on areas such as basic eligibility, data collection, contract monitoring and reporting during 2022-23, as well as develop coordinated scopes of work for ESG funded activities, an ESG specific HMIS report; and joint monitoring procedures to reduce the administrative burden on provider agencies and assist funders in assessing need, targeting resources, and evaluating outcomes across the region. The City also collaborated with the MAG Human Services Planner to participate in the Request for Proposal process in the selection of ESG and CDBG funded contractors.

CR-30 - Public Housing 91.220(h); 91.320(j)

Actions taken to address the needs of public housing

Choice Neighborhoods

In 2018, the Housing Department was awarded a \$30 million Choice Neighborhoods (CN) Implementation Grant from the U.S. Department of Housing and Urban Development (HUD) to revitalize the Edison-Eastlake Community (EEC), an area with the state's largest concentration of public housing. The six-year comprehensive community-driven implementation will transform the EEC into a vibrant mixed-income neighborhood, linking housing redevelopment with new amenities, upgraded infrastructure, neighborhood economic growth and social services. EEC residents, City departments, private partners and community stakeholders were engaged throughout the planning and implementation process. Within the EEC, there are three public housing developments: Sidney P. Osborn Homes, A.L. Krohn Homes, and Frank Luke Homes totaling 577 units, and suffering from mold, failing systems, and an obsolete design. CN grant funds provide for the redevelopment of these 577 aged and obsolete public housing units into 1,016 mixed-income, energy efficient, modern housing units. Using the neighborhood's transformation plan, known as the EEC One Vision Plan, Phoenix will leverage and finance development activities that will initiate neighborhood change. The three community components being addressed in the One Vision Plan are Housing, People and Neighborhoods.

Implementation progress in FY2022-2023 includes: Construction completed on Harmony at the Park (HATP) Phase One Apartments in February 2023. HATP One, Phase 2 of the CN housing redevelopment and located on a portion of the former Frank Luke Homes (FLH) site, includes 120 mixed-income units ranging from one to five-bedrooms and is fully leased. Amenities include a leasing office, multi-purpose room, fitness center, computer lab, ramadas with barbeques, two playgrounds, a swimming pool and pool house. All units have Energy Star appliance package including a garbage disposal, dishwasher, range/oven, over-range microwave, refrigerator, and a washer and dryer. HATP One is financed with LIHTC, permanent mortgage, Choice Neighborhoods, HOME Investment Partnership, and deferred developer fee. Construction on HATP Phase Two, also part of the second phase of the CN redevelopment to include 115 mixed-income units and located adjacent to Phase One, is anticipated to be complete in late October 2023. HATP Two is utilizing funding from LIHTC equity, CN Implementation Grant funds, a private mortgage, and deferred developer fees.

Choice 2

Planning and design for the 90-unit HATP Phase Three apartment community was completed. HATP Three is expected to hold its financial closing in August 2023 after receiving an allocation of 9% LIHTCs in June 2022 with construction commencing shortly afterwards. At build out, HATP will include 325 new units of mixed-income multi-family rental housing. In addition, two festival streets that can be closed off to traffic to host community fairs and events will be included at HATP. The festival streets will intersect

through the HATP multifamily community between 19th and 20th streets and will also serve as a connection to the new Linear Park that will front 19th Street from Villa to Polk streets. Design concepts have been drafted for the festival streets that will incorporate historical and cultural elements designed by Mr. Jacob Butler, a local, deeply established Onk Akimel artist, to pay homage to the rich history of the native ancestors who once occupied the existing land in prehistoric times. The former FLH site will also include the development of a 44-unit mixed-income townhome ownership community named Trellis at the Park. Trellis, a non-profit organization that provides homeownership counseling, financial access and neighborhood development, will be developing 44 vacant lots that were originally part of the FLH public housing site to include 29 affordable for-sale townhomes with the remaining 15 to be sold at market rate. Construction is anticipated to begin in late 2023. Construction documents for the new Linear Park are at 100%. Amenities will include shaded walking paths, tot lots, a fruit orchard and a meditation/healing garden also being designed in consultation with Onk Akimel artist, Jacob Butler. Construction of the new linear park is anticipated to commence in December 2023. Planning for the programming of five historic structures as part of the former A.L. Krohn Homes site that will bring a Head Start and gym to the EEC continues. Demolition of the remaining structures commenced in March 2023 in preparation for the development of Horizon on Villa, a 109-unit mixed-income rental community that will include open public space to serve as a connector between the expanded Edison and new Linear parks. The artist contract to design a signature monument piece, bike rack and ancillary seating as part of the redevelopment of the site is being amended to include a budget and schedule for fabrication and installation of the works. Construction of Horizon on Villa including the rehabilitation of the historic buildings is estimated to commence in summer 2024. In April, the Housing Department received notice that the Maricopa County Human Services Department recommended awarding the Housing Department \$5 million in American Rescue Plan Act funds to assist with construction costs associated with the redevelopment of Horizon on Villa. In April, the Housing Department was awarded a \$10 million CN Supplemental Grant; funds will be used for the redevelopment of the former A.L. Krohn Homes and Sidney P. Osborn (SPO) public housing sites. In June, the Housing Department was awarded a 9% LIHTC allocation for SPO Phase One that will include 115 units. Design commenced for SPO Phase One (115 units) and Two (249 units). All SPO households were relocated; the site is vacant with demolition planned for late summer 2023. Construction is estimated to commence in spring 2024.

Choice 3

The Edison Impact Hub (EIH) will be an adaptive reuse of the former Crippled Children's Hospital located at Garfield and 18th streets into a neighborhood community services hub in the heart of the EEC. To help offset rehabilitation costs of this historically significant building, contracts were executed with the Arizona State Parks and Trails office for the \$300,000 FY2022 Historic Preservation Heritage Fund grant award, and with HUD as part of the \$1 million Community Project Funding grant through the office of U.S. Congressman Ruben Gallego. The EIH will be within easy walking distance for most residents and will include classroom space, a medical and behavioral health clinic, a small business center and a commercial community kitchen. Demolition of an unsalvageable portion of the building is anticipated to commence in late summer 2023. Construction/rehabilitation of the site is estimated to commence in mid 2024. A contract amendment was executed to expand the public art as part of the EIH. The Soluna

Art Murals project will that incorporated two large murals in the Soluna II housing development representing the community's past and present based on EEC resident input was completed. The east wall of Soluna Phase Two, representing the future, was completed in June 2022 while the second mural (west wall) representing the past was completed in October and culminated in a community paint day with the muralist. Norris Design, the planning and landscape architecture firm designing the existing Edison Park expansion and new Linear Park project have completed design with construction documents at 100%. Construction is anticipated to commence in December 2023. In partnership with Arizona State University (ASU) and the Phoenix Police Department, the Housing Department was awarded a \$1 million Byrne Criminal Justice Innovation Program Grant from the U.S. Department of Justice to bring community-driven, innovative, and evidence-based strategies to address crime and the drivers of crime in the EEC. The grant is aimed to help reduce violent crime, build police-community relationships, implement youth engagement strategies, provide drug and sex crime education, and domestic violence prevention within the EEC. The Housing Department facilitated multiple community meetings with EEC residents, businesses, and other stakeholders to engage them in this important endeavor and convened a new EEC-wide Public Safety Community Engagement Team that meets quarterly. The Barbara Bush Foundation for Family Literacy selected the Phoenix Housing Department to pilot a Digital Health Literacy Curriculum. The pilot will assess the curriculum's engagement, use, and effectiveness through assessments, user surveys, outcome evaluations, and focus groups to collect metrics.

Cares Act

In 2020, CARES Act funding enabled the Housing Department to purchase LG G-Pad tablets with two years of pre-paid internet service to families with school-aged children and for senior residents within the Department's portfolio. Housing staff partnered with a full-service organizational development consulting firm to develop a digital literacy training curriculum and implementation schedule. The four-week course covers basic tablet functions, including email, internet safety, Zoom, social media, navigating the internet and downloading apps. From July 1, 2021, through June 30, 2022, the Housing Department's Digital Literacy Training Program facilitated 80 classes with a participation total of 577 senior residents across eight senior sites. Housing Department staff presented at the 2021 HUD Connect Home USA webinar where they highlighted information about the PHX Housing Connect Program and shared Choice Neighborhoods Edison-Eastlake Community resident success stories. To ensure the sustainability of this program, the Housing Department secured Community Development Block Grant-CV funds to extend the internet service and mobile device management licenses for the program for two more years in an effort to bridge the digital divide for Public Housing residents in response to the COVID-19 pandemic.

Actions taken to encourage public housing residents to become more involved in management and participate in homeownership

Family Self Sufficiency Program

The Family Self-Sufficiency Program (FSS) provides long-term case management services to help low-

income individuals and families residing in subsidized housing to overcome barriers to self-sufficiency so they can become financially independent. Participants receive educational training, job training, job coaching, life skills training, and facilitated employment opportunities. They receive assistance with budgeting, homeownership preparation, credit counseling, and referrals to resources available in the community. In November 2022, HUD implement new rules for this program. The COP FSS Action Plan had been submitted and approved by HUD in October 2022. Highlights for FY 2022-23, 48 new FSS participants were enrolled; 278 households were provided with case management; 57 participants completed a financial literacy program; 45 FSS participants attended/completed training/ educational program; 22 participants successfully completed the program and received \$131,661.06 in escrow disbursements; 3 participants purchased a home. The increase in earned income for FSS graduates combined increased from \$356,585.00 to \$814,104.00.

Service Coordination for Senior and Disabled Housing Communities.

The Senior Housing Program provides housing to over 800 elderly and non-elderly disabled residents in seven apartment communities. Each of these facilities has a Service Coordinator assigned (on site or next door) to assist residents, led by a senior caseworker to provide oversight and direction. The Service Coordinator links residents to the necessary supportive services to maximize their benefits, improve quality of life, and help residents to age in place. They assist residents with their day-to-day needs, such as business or medical correspondence, finances, telephone service, emergency food boxes, counseling, transportation, and socialization. Highlights for FY 2022-23, 3,256 Isolation interventions were provided; 2,054 Food boxes/ food box referrals provided (includes cares boxes) = \$98,592.00 in assistance. 608 referrals for healthcare services; 4,300 outreach activities were completed, and 230 Standards for Success Assessments were completed.

Choice Neighborhoods

The Choice Neighborhoods People Strategy provides a continuum of high-quality comprehensive services to residents from cradle to grave to improve their overall health, economic and education outcomes. Grounded in the case management model, public housing residents will be connected to an extensive network of services and programs based on their individual needs to achieve their personal goals and enhance their quality of life. The People strategy for the EEC is designed to provide high quality comprehensive services to address and improve the overall economic, education and health outcomes of residents living in public housing. Highlights for FY 2022-2023, 255 assessments completed, 304 Heads of Household completed a Choice Neighborhoods Survey, 116 residents are employed full or part time at the end of fiscal year 2023, 53 residents obtained new jobs, 161 duplicate youth attended afterschool activities, and 60 duplicate youth attended summer programs.

Service Coordination for Family Housing Communities

The Family Housing Program provides housing to over 2,400 residents in 10 apartment and single-family communities. Highlights for FY 2022-23 include 614 health and nutrition services provided; 33 residents

participated in Employment Counseling and Employment Related Services; 167 tutoring services were provided to youth; 51 duplicated youth participated in Summer Youth Programs and 11 youth attended youth leadership classes.

Neighborhood Networks Centers

The Neighborhood Networks program offers computer and Internet access to residents of senior and family public housing in an effort to improve employment and educational goals. This is done by providing online resources, classes, and one-on-one assistance. For employment goals, the program offers job training, resume building classes, and assists with online job searching. For educational goals, the program offers tutoring, enrollment assistance, financial aid, and application assistance. Due to COVID and computers that need to be updated casework staff brought residents in on an as-needed basis; those number are reported in other areas.

iWork Program Sustainability

The Jobs Plus program, branded iWORK (Improving Work Opportunities and Resident Knowledge), provides low-income public housing residents secure higher paying jobs for residents of the Marcos de Niza Community. iWORK assists public housing agencies in developing locally based, job-driven approaches to increase resident earnings and advance employment outcomes through work readiness, employer connections, job placement and educational opportunities. This grant was impacted due to COVID as residents found they made more money to stay at home and not work. This grant ended in August 2022. Sustainably services at this site have been continued with a Workforce Specialist; a Caseworker III; a Service Coordinator and a Receptionist, however the Workforce Specialist left for another employment opportunity, and a full-time person will not be hired until August or September 2023 due to a hiring freeze. Highlights for FY 2022-23 include at grant closeout 91 residents were working which was 58% of those residents who were enrolled in the Jobs Plus Program. While the sustainability program is rebuilding participants do come in to use the computer and look for jobs. FIBCO has handed out 108 food boxes, 285 sewing classes have been held and 150 youth attend the Arizona Facts of Life Program.

Aeroterra EnVision Center

In October of 2018, the Aeroterra Community Center was officially designated and HUD EnVision Center. The EnVision Centers demonstration is premised on the notion that financial support alone is insufficient to solve the problem of poverty. Intentional and collective efforts across a diverse set of organizations are needed to implement a holistic approach to foster long-lasting self-sufficiency. EnVision Centers provide communities with a centralized hub for support in the following four pillars: (1) Economic Empowerment, (2) Educational Advancement, (3) Health and Wellness, and (4) Character and Leadership. The official designation ended in October 2022 however the services continue at this center and satellite sites. Highlights for FY 2022-23, 8228 individuals were served in over 20,000 visits to the center and to satellite sites; 3,152 were provided Case Management and Employment Assistance; 91

Covid and Flu Shots; 15 HIV tests administered; 162 immunizations; 563 Biometric Health Screenings; 221 Youth served in youth programs; 5,444 Mobile Pantry Food Boxes; 4,341 Kids Cafe Meals have been provided and 28 residents completed Financial Management classes.

Starfish Place

The City identified supporting individuals seeking ways to escape domestic violence and human trafficking as a community priority. Phoenix Starfish Place provides permanent supportive housing for fifteen households who are survivors of sex trafficking. Eligible households are referred through Arizona State University and the Phoenix Family Advocacy Center and approved for housing by the city of Phoenix Housing Department and Property Management Company. Residents receive Housing Choice Vouchers (HCV) or other federal, state or local assistance to subsidize the monthly rental fee, contributing no more than thirty percent of their income towards rent. Case managers provide trauma informed case management and support services on-site to resident households. In 2022-2023, the program started the process to convert to a transitional program which is still in process. In 2022-2023, three residents enrolled in community college courses with one completing her associate degree; another resident completed Peer Support/Navigator Training. Ten households were connected to childcare and assistance was provided to 11 households for assistance with car repair, utilities, rent assistance, and child activities.

Section 32

Section 32 Public Housing Homeownership Programming 2005, the US Department of Housing and Urban Development (HUD) approved a Section 32 Plan which allowed the Housing Department to sell 50 of its single-family homes to low-income families (at or below 80 percent of Area Median Income), particularly those in the Housing Department Scattered Sites and Family Self Sufficiency programs. In 2015, HUD approved expanding the Program by an additional 50 homes. The Department requested an additional expansion allowing for 299 homes to be sold, which was approved in August 2016. The Housing Department currently owns 163 Scattered Sites single-family homes. As homes become vacant and already designated for the Section 32 Program, they are sold at the appraised value with a 20% discount in the form of a loan forgivable over ten years. Down payment and closing cost assistance of up to \$6,000 is available to current residents who purchase the home they currently reside in. Additional down payment and closing cost assistance from the Federal Home Loan Bank of San Francisco, known as WISH or IDEA, may be available in the form of a 4 to 1 match up to \$29,000 to qualified purchasers and as long as funds are available. Homeownership and Financial Fitness classes are provided and required. The Housing Department has sold 215 Section 32 homes since June 2009, with four sold in FY2022/2023.

Actions taken to provide assistance to troubled PHAs

Phoenix is not a troubled PHA.

CR-35 - Other Actions 91.220(j)-(k); 91.320(i)-(j)

Actions taken to remove or ameliorate the negative effects of public policies that serve as barriers to affordable housing such as land use controls, tax policies affecting land, zoning ordinances, building codes, fees and charges, growth limitations, and policies affecting the return on residential investment. 91.220 (j); 91.320 (i)

In June of 2020, the Phoenix City Council unanimously approved the first-ever Housing Phoenix Plan (HPP). As the fifth largest city in the nation, this initiative works to address our many housing needs and recommends innovative, solution-oriented policies to create a better Phoenix for all.

The Housing Phoenix Plan documents the findings of the city's Affordable Housing Initiative, which launched in 2019 with the goal of completing a housing needs assessment and establishing policy recommendations to address the city's current housing challenge. Through extensive research and community outreach, the plan identifies the community's housing needs, documents the housing gap, compiles nationwide best practices, and recommends the following nine policy initiatives to reach the goal of creating a stronger and more vibrant Phoenix through increased housing options for all:

1. Prioritize New Housing in Areas of Opportunity
 - a. Scoring criteria to analyze where multifamily housing projects align with City objectives
2. Amend Current Zoning Ordinance to Facilitate More Housing Options
 - a. Affordable Housing Developer Incentives
 - b. Update Zoning Ordinance to Expand Housing Options
 - c. Expand the Walkable Urban Code
3. Redevelop City-Owned Land with Mixed-Income Housing
4. Enhance Public-Private Partnerships and Increase Financing
5. Building Innovations and Cost-Saving Practices
 - a. Assigned Development Assistance Team
 - b. Affordable Housing Advocacy
 - c. Reduced Planning and Permitting Fees
 - d. Infrastructure Program
 - e. Ongoing research
6. Increase Affordable Housing Developer Representation
7. Expand Efforts to Preserve Existing Affordable Housing Stock
 - a. Strategic Acquisitions
 - b. Community Land Trust Program
 - c. Implement Landlord Incentives
 - d. Expand Rental Rehabilitation Program
8. Support Affordable Housing Legislation
9. Education Campaign

Phoenix has experienced consistent population growth which has outpaced the growth of the housing market. A housing gap analysis of the housing need and the available housing stock in 2019 showed that Phoenix currently had a need for 163,067 additional housing units. Outside of the initiatives mentioned above the following programs and incentives are available to help mitigate barriers to affordable housing development.

Zoning Ordinance/Development Standards

Regulations contained in the Zoning Ordinance regulate the use of land on private property. Some of these regulations add to the cost of construction of affordable housing. Through Initiative 2, the City of Phoenix continues to explore amendments to support the development of affordable housing. For example, the Walkable Urban Code provided density bonus incentives to encourage the development of affordable housing only within designated transit corridors. The Housing Phoenix Plan aimed to expand these incentives, and in February 2022 the Phoenix City Council approved a Zoning Code Text Amendment that expanded the Walkable Urban Code to much more transit oriented communities. In addition, the City has initiated multiple text amendments to address an affordable housing incentive framework, parking standards, mobile home parks, accessory dwelling units, and strategic density all with the goal of helping support more affordable housing development.

Development Process

Rezoning approvals, when needed in the development process for the City of Phoenix, can take as long as 4 to 6 months to obtain. In addition, all proposed multifamily residential development activities must obtain site plan approval and building permit approval. Site plan approval is needed before building permits can be obtained. The City also has a Minor Residential Review process that, depending on the development proposal, could make the process move faster. If the change requires only a minor review and all site issues (i.e., lot divisions, subdivision plats) have been resolved along with approved required improvement plans, then the process could take one to three weeks to complete.

Actions taken to address obstacles to meeting underserved needs. 91.220(k); 91.320(j)

Phoenix completed the following actions to foster the removal of barriers to affordable housing production:

- The City initiated a modification to its Underwriting Guidelines and Rent Limits to ensure compliance with HUD requirements while also achieving balanced affordable housing throughout the community.
- The City of Phoenix works with tenants and landlords to increase their knowledge of tenant and landlord rights and responsibilities. The City of Phoenix Neighborhood Preservation Ordinance and Code Enforcement Inspectors respond to complaints of blight and slum-designated properties to remedy the violations.
- As part of Initiative 3 of the Housing Phoenix Plan, the City Council approved a list of city-owned property to designate for future affordable and mixed-income housing. The City has issued and

awarded a Request for Proposal (RFP) for the co-location of senior affordable housing adjacent to an existing senior center. The City is also working on at least two (2) additional RFPs for other city-owned property on the HPP list.

Difficulty of low- and moderate-income first-time homebuyers to purchase quality housing at an affordable price:

In order to overcome barriers that lower-income homebuyers face trying to accumulate sufficient funds to purchase housing, the Housing Department utilizes federal and local funding for down payment, closing costs, soft second loans, and acquisition and rehabilitation homeownership activities. Through these funding sources the Housing Department assisted 4 low- and moderate-income homebuyers to purchase homes through homeownership programs such as, the Open Doors Homeownership Program and Section 32 Homeownership Program. In addition, the City allocated American Rescue Plan Act funds in June 2022 towards establishing a Community Land Trust (CLT) program to further assist in opportunities for purchasing quality housing at affordable prices. The RFP for the program was issued and the CLT administrator was recently awarded \$5 million in June 2023.

Supply of affordable rental housing is well below the need expressed in the community:

The City works with nonprofit and for-profit agencies to develop affordable rental housing. The Housing Department has assisted with the new construction or acquisition and rehabilitation of affordable rental housing during the reporting period. The Housing Department has continued focus on new construction or acquisition and rehabilitation of multi-family housing and the redevelopment of public housing, using a variety of funding sources. Production of New Units: The city of Phoenix Housing Department sold 18 units to low-income first-time homebuyers with a 20% price reduction, and 144 units were created through the development of new multifamily housing communities. Rehabilitation of Existing Units: The city of Phoenix Housing Department rehabilitated 90 affordable housing units; all of which were units of existing affordable multifamily rental housing serving the homeless. In June 2022, Phoenix City Council approved an allocation of American Rescue Plan Act funds to aid in the creation or preservation of affordable units. The RFP for the program was issued and four (4) affordable housing developers were recently awarded a portion of the available \$6 million in June 2023.

Actions taken to reduce lead-based paint hazards. 91.220(k); 91.320(j)

<div>The City of Phoenix Lead Safe Phoenix program is available to eligible Phoenix families who live in a home constructed before 1978, with a child under six years old or a pregnant woman in the home. Eligible homes are assessed for lead-based paint hazards, and if found, the hazards are addressed to promote the family's health and safety. During FY 2022-2023, 15 homes were found eligible for the Lead Safe Phoenix program with four of those homes receiving lead-based paint remediation. In addition to addressing lead-based paint hazards in those homes, the program also addressed minor health and safety concerns. Lead Safe Phoenix' initial home rehabilitation procedures assign Environmental Protection Agency (EPA) certified Lead Based Paint risk assessors to perform lead inspections and lead hazard risk assessments tests on eligible properties. Homes with identified lead-based paint hazards are

also tested for radon gas by certified Radon Measurement professionals. EPA certified housing rehabilitation specialists prepare scopes of work and monitor all work performed, and EPA certified lead abatement contractors remediate lead-based hazards found at the properties. If necessary, residents are temporarily relocated until lead hazards have been successfully remediated from the home. Rental housing units that are identified as lead safe are added to a publicly accessible rental registry. The City of Phoenix has administered the Lead Safe Phoenix program for more than 20 years and looks forward to creating additional safe and healthy homes.

Actions taken to reduce the number of poverty-level families. 91.220(k); 91.320(j)

The City of Phoenix Volunteer Income Tax Assistance (VITA) Program continues to educate the general public regarding changes in Federal tax law. In 2022-2023, VITA staff continued efforts promoting awareness and education of the Earned Income Tax Credit Campaign and the availability of free tax-filing services through promotional materials, media alerts, and public forums. Staff distributed a broad range of informational materials, in both English and Spanish, through community groups that interact daily with low to moderate-income residents. Major utility companies and local corporations also helped distribute information to Phoenix area residents. In addition to routine outreach efforts to the general population, the campaign included six target groups: monolingual Spanish-speaking residents, persons with disabilities, people experiencing homelessness, military veterans, refugees, and Native American residents.

Based on regular tax season results compiled by the IRS, campaign highlights include services to 4,911 households who received more than \$3.4 million in federal tax refunds. Services were provided at 14 free tax preparation sites managed by the City of Phoenix and associated community partners. Two hundred and sixty volunteers donated 11,337 hours. The City's VITA Program also offers free back-year tax preparation services from May through October at three geographically dispersed sites. The VITA Program continues to offer Facilitated Self-Assistance (FSA) services, allowing taxpayers to prepare their tax returns while having a certified VITA Tax Preparer available to answer tax law questions. 345 FSA returns were completed this past tax season, resulting in \$568,173 in refunds.

Actions taken to develop institutional structure. 91.220(k); 91.320(j)

The City continues to partner with its public nonprofit and private entities to develop community driven and supported institutional structures which further enhance and create resiliency for long-term affordable housing needs and issues. The City also works with the Continuum of Care to address homeless and supportive housing issues.

Actions taken to enhance coordination between public and private housing and social service agencies. 91.220(k); 91.320(j)

The City's Housing Department conducts regular public forums to receive input from private and

nonprofit housing developers in addition to providing community members information on the need for affordable housing. An affordable housing advocate assists developers navigate the City's development process and an email list has been established to communicate with the housing community on any updates, regulatory changes, available funding for housing development and public meetings related to housing development or services. Additionally, the Housing Supportive Services (HSS) team has established a Coalition of Service Providers, a group of non-profit social service providers, to help connect low-income residents to services and resources. See also CR-30, Actions taken to encourage public housing residents to become more involved in management and participate in homeownership, for additional coordination between the public housing authority and social service agencies.

Identify actions taken to overcome the effects of any impediments identified in the jurisdictions analysis of impediments to fair housing choice. 91.520(a)

The Equal Opportunity Department (EOD) took the following actions to increase awareness of Fair Housing Laws within the City. The City partnered with the Southwest Fair Housing Council (SWFHC) to conduct monthly fair housing workshops that are free and eligible for CEU credit for REALTORS. The training was geared toward the general public, HOA members, Realtors, leasing agents, and property management professionals. SWFHC also refers potential complainants to EOD to ensure that their concerns are triaged and investigated, as needed. EOD also participated in community presentations, radio and television interviews, and social media posts to increase awareness of fair housing. Additionally, EOD provided fair housing training to City staff, sub-recipients, and any other entities the City may contract with under its CDBG program. The City also amended Chapter 18 of the City Code to add "Source of Income" as a protected basis. This expands EOD's authority to investigate discrimination due to an applicant's source of income; including child support, spousal support, foster care subsidies, rental assistance, security deposit or down payment assistance, income derived from social security or disability insurance, veterans' benefits, housing choice vouchers (section 8), and other forms of governmental assistance. Analysis of Impediments to Fair Housing Continuing this year, EOD partnered with the Phoenix Police Department Crime-Free Multi-Housing Unit. This unit conducts two half day seminars for landlords, REALTORS, property management employees and the general public. In the seminars, EOD offers Fair Housing training covers topics such as sexual harassment, criminal background policies, and various topics concerning disability discrimination. The Seminars which include other City partners also provide information on various subject matters including landlord and tenant information, interacting with persons experiencing mental health crises, crime prevention and reporting, and evictions. The EOD also serves on the Planning and Development Department committee to address the City's zoning ordinance concerning group homes in residential neighborhoods. This committee is comprised of City department directors, group home providers/professionals, legal consultant, and City of Phoenix residents. EOD advertised fair housing month events on the city website, city calendars, and social media. This year EOD had the opportunity to provide fair housing information for Spanish speakers during a regional Telemundo Phone Bank. EOD staff attended housing trainings offered through the HUD-sponsored National Fair Housing Training Academy, as well as other national training and conferences, regional housing seminars, and online webinars. EOD is currently working with SWFHC, and various other City departments to schedule additional fair housing training sessions for the

future.

CR-40 - Monitoring 91.220 and 91.230

Describe the standards and procedures used to monitor activities carried out in furtherance of the plan and used to ensure long-term compliance with requirements of the programs involved, including minority business outreach and the comprehensive planning requirements

CDBG Monitoring Procedures

CDBG projects are monitored for compliance with federal regulations and timely implementation through a cost reimbursement system, monthly reports, desk monitoring and site visits, or yearly audits. Reimbursements to contractors are based on monthly or periodic submission of financial statements and progress reports. The financial statements are reconciled by City staff for accuracy, eligibility, reasonableness of expenses, and proper use of funds based on award. Progress reports are checked to assure measurable progress is made to achieve the goals and objectives stated in the subrecipient/ City department contract or memorandum of agreement. CDBG project orientations are conducted at the beginning of each year with subrecipients, which assures awareness of contract/ memorandum of agreement required performance measures, applicable regulations, program goals, and reporting requirements. Manuals, forms, and risk assessment/site visit review checklists have been developed to support monitoring functions, provide relevant technical assistance, and assure program progress. Training on billing procedures for reimbursements and the importance of regular monthly reporting is provided at all pre-contract orientations. During the contract period, NSD staff provide technical assistance to address issues that arise, and subrecipients are required to submit monthly financial status and progress reports. This ensures issues identified are addressed in a timely manner. Subrecipients who fail to submit reports in a timely manner received an email and certified letter requesting corrective action and updated timelines. Finally, a CDBG financial report is prepared monthly by fiscal staff using the City's accounting system, SAP. This report is used to monitor timely implementation of projects within the budget.

ESG Monitoring Procedures

The City of Phoenix Human Services Department (HSD) and Office of Homeless Solutions works closely with organizations that receive federal, state and local funds to ensure funding is used appropriately and effectively. Prior to the beginning of the contract period, HSD staff provide annual Contractor Orientation training whereby a comprehensive overview of generalized expectations, deadlines, submission requirements, and grant guidelines is provided. Contractors are provided with copies of the presentation and examples of necessary reports as a reference throughout the fiscal year. Federal and local regulations are also reviewed and subrecipient organizations are provided technical assistance. Contractors submit monthly invoices to receive payment for contracted services provided. Per the scope of work and contract agreements, contractors provide monthly performance metrics reports relative to

delivered services and program categorization. A monthly desk review is conducted to verify the scope of work for each contract is carried out in accordance with funding regulations and provisions of the contract, and to verify proper use of funds. City staff conduct budgetary reviews to ensure expenditures are on track for the fiscal year, and staff review program performance reports, which are submitted with monthly invoices, and discuss barriers to service provision if necessary. Staff assist with budget modifications and/or contract amendments at the request of the contractor to ensure budget expenditures remain valid and on target.

ESG Monitoring Procedures Continued

Technical assistance is provided on an as-needed basis and allows the contractor to receive additional one on one support with addressing their target populations. Annually, City staff conduct a risk analysis to determine the Contractors that are selected for monitoring. Annually, City staff conduct a thorough audit of programmatic fidelity by which ESG performance metrics and standards are utilized. Concurrently, a contracted provider conducts a third-party financial review of billing invoices, expenditures, and staff files. After a monitoring review is closed by OHS and HSD, Contractors are provided a written summary of the findings or concerns and any corrective actions that must be taken and provided applicable technical assistance when necessary.

HOPWA Monitoring Procedures

The project sponsors receiving HOPWA funding are required to submit monthly reports on persons they serve. All invoices are submitted with back up information that details hours worked in support of the program and direct costs associated with program delivery. The City generates a monthly HOPWA financial report detailing funds committed and expended. This assists staff with reconciling IDIS entries with the City's financial system. The Housing Department uses a series of forms, analysis, desk and site visit audits to assist its monitoring functions, provide relevant technical assistance and to ensure that funds are being spent to meet both City and national HOPWA Program objectives. The Housing Department will continue utilizing existing monitoring processes and create new monitoring initiatives as applicable to ensure program compliance and proper use of funds occurs with all applicable federal, state, and local laws and regulations.

HOME Monitoring Procedures

The City monitors all HOME Program activities in accordance with HUD regulations to ensure that housing and housing related services are being delivered in accordance with HOME Program requirements including Davis Bacon wage requirements and Section 3. Specifically, HOME requires that funds be used to provide housing and housing-related services for low- and very-low-income residents; that any housing produced with HOME funds meet quality standards and is decent, safe and sanitary; and that the housing opportunities created with HOME funds are available and affordable for specific periods of time. In the City, affordability periods can be up to forty years depending on the type of project and amount of HOME funds invested. The Housing Department has a Monitoring Policies and

Procedures Manual for recipients of HOME Program funds. The manual is designed to provide guidance to HOME Program participants to assist them in maintaining: 1. program and project records; 2. records pertaining to rents, tenant income and affirmative fair housing guidelines throughout the affordability period; and 3. compliance with minimum housing quality standards for safe, decent, and sanitary housing. HOME Program recipients are responsible for compliance with all amendments and updates to the federal HOME Program rules and regulations. When a HOME project is selected for monitoring and review, Housing Department staff contacts the property owner before the scheduled visit. Any findings as a result of monitoring are included in follow-up monitoring until all appropriate actions are taken to resolve the issue(s). Monitoring responsibilities include compliance with rent limits, review of supporting documentation for income eligibility, affirmative marketing, review of expenditures and outcomes, and compliance with city of Phoenix minimum property standards.

Citizen Participation Plan 91.105(d); 91.115(d)

Describe the efforts to provide citizens with reasonable notice and an opportunity to comment on performance reports.

The Neighborhood Services Department takes the lead on organizing public meetings and advertising for public comment on the performance reports for the Annual Action Plan, Consolidated Plan and any subsequent amendments to the respective plans. The City's fiscal year 2022-2023 CAPER report was available to the public on Monday, August 28, 2023, through Monday, September 11, 2023. Advertisements were placed in local newspapers such as the Arizona Republic, Arizona Business Gazette, Arizona Informant, and La Voz. The public was notified on August 11 – August 16, 2023, that a copy of the performance report would be available until September 11, 2023. Additionally, City staff sent out a notice to the general public through listservs that contain email addresses of interested parties (neighborhood groups, non-profit organizations, housing developers, faith-based organizations, and community stakeholders) and the draft report was posted on the City website. No public comments were received.

CR-45 - CDBG 91.520(c)

Specify the nature of, and reasons for, any changes in the jurisdiction's program objectives and indications of how the jurisdiction would change its programs as a result of its experiences.

The City continues to focus on accomplishing the primary goals set forth in the Consolidated Plan and Annual Action Plans. Any changes or modifications to the CDBG program would occur as a result of changing community needs identified by requests and comments made through the public process, through our community budget process meetings, or as a result of program evaluation, or a combination of all. Through these processes, it was identified that the need for more affordable housing and homeless housing, services, and prevention continues to be a high priority. The City will continue to add affordable rental units and strengthen neighborhoods through homeownership and housing rehabilitation services while supporting programs that assist Phoenix's most vulnerable population and continue to work with developers, non-profit organizations and housing counseling agencies to provide affordable in-fill projects for low- and moderate-income families.

Does this Jurisdiction have any open Brownfields Economic Development Initiative (BEDI) grants?

No

[BEDI grantees] Describe accomplishments and program outcomes during the last year.

CR-50 - HOME 24 CFR 91.520(d)

Include the results of on-site inspections of affordable rental housing assisted under the program to determine compliance with housing codes and other applicable regulations

Please list those projects that should have been inspected on-site this program year based upon the schedule in 24 CFR §92.504(d). Indicate which of these were inspected and a summary of issues that were detected during the inspection. For those that were not inspected, please indicate the reason and how you will remedy the situation.

Please list those projects that should have been inspected on-site this program year based upon the schedule in 24 CFR §92.504(d). Indicate which of these were inspected and a summary of issues that were detected during the inspection. For those that were not inspected, please indicate the reason and how you will remedy the situation.

During the reporting period, the city of Phoenix Housing Department conducted annual inspections on 29 projects from 20 agencies representing under contract providing affordable rental units under the HOME Program. These properties represent 1,908 affordable units, 657 of which are reserved as HOME units. HOME properties monitored in the last reporting period were generally compliant and required only general maintenance corrections. Any findings as a result of monitoring are included in follow-up monitoring until all appropriate actions are taken to resolve the issue(s). Monitoring responsibilities include compliance with rent limits, review of supporting documentation for income eligibility, outreach to minority businesses, review of expenditures and outcomes, and compliance with city of Phoenix Minimum Property Standards.

The City monitors all HOME Program activities in accordance with HUD regulations to ensure that housing and housing-related services are being delivered in accordance with HOME Program requirements including Davis-Bacon wage requirements and Section 3. Specifically, HOME requires that funds be used to provide housing and housing-related services for low- and very-low-income residents; that any housing produced with HOME funds meet quality standards and is decent, safe and sanitary; and that the housing opportunities created with HOME funds are available and affordable for specific periods of time. In the City, affordability periods can be up to forty years depending on the type of project and amount of HOME funds invested.

The Housing Department has updated its Monitoring Policies and Procedures Manual for recipients of HOME Program funds. The manual is designed to provide guidance to HOME Program participants to assist them in maintaining (1) program and project records; (2) records pertaining to rents, tenant income and affirmative fair housing guidelines throughout the affordability period; and (3) compliance with minimum housing quality standards for safe, decent, and sanitary housing. HOME Program

recipients are responsible for compliance with all amendments and updates to the federal HOME Program rules and regulations.

Monitoring

When a HOME project is selected for monitoring and review, Housing Department staff contacts the property owner before the scheduled visit. Staff schedules an initial monitoring visit of multi-family projects within the first year of project completion to review tenant files; property management and financing viability; marketing procedures; tenant selection criteria; rent and occupancy records, and project financial reports. After the initial visit, staff schedules the first monitoring review. COVID-19 health restrictions eliminated the Department's ability to conduct onsite monitoring and inspections during this reporting period. Projects Inspected 1. Casa de Paz III – Fillmore 2. MJ Properties AKA Madison Jefferson 3. Crystal Pointe Apts. (formerly Greenway Cove Apts.) 4. Oasis On Grand 5. Santa Fe Springs 6. Bella Vista (Ca. Sunrise Villas) 7. 1160 E. Dunlap Avenue Dunlap Duplex 8. Victory Place IV 9. The Bridge Family Campus aka Starfish 10. Victory Place I 11. Madison Gardens Apartments 12. Urban Living Fillmore 13. Urban Living on 2nd Avenue (UL2) 14. Paseo Abeytia Apts. (formerly Roeser Haciendas) 15. Valleylife - 4 group homes 16. El Caro Senior 17. Valleylife - 40th Avenue home 18. Valleylife - Larkspur home 19. Valleylife - Marconi home 20. Valleylife - 16th Avenue home 21. Valleylife - 6th Place home 22. Valleylife - Lane home 23. Story Apartments, #2 24. Park Glen (aka Pine Crest and Hunters Glen) 25. Story Apartments 26. The Lofts at McKinley 27. Legacy Crossing Apartments 28. Legacy Crossing Apartments - Ph. II 29. Roosevelt Commons Apts.

Provide an assessment of the jurisdiction's affirmative marketing actions for HOME units. 24 CFR 91.520(e) and 24 CFR 92.351(a)

Most organizations utilized more than one method of advertising to meet the affirmative marketing requirements. Some agencies distributed flyers to the businesses, schools, and churches in the surrounding neighborhoods, as well as advertising in various newspapers. The majority of multifamily apartment complexes, particularly the ones run by a professional management company, advertised in a monthly publication called For Rent.

The affirmative marketing effort of agencies utilizing HOME funds has been sustained from the previous fiscal year. The agencies have continued their outreach to inform the public of their programs by the use of public information opportunities. Agencies that maintain a high occupancy of their HOME units, find it very expensive, as well as unnecessary, to advertise their units when none are available. Due to the high cost of newspaper advertising, placing ads on an ongoing basis in area newspapers has a limited benefit and makes this type of affirmative marketing undesirable for most agencies.

The City has encouraged small facilities to put a vacancy/no vacancy sign with the name of the facility, a phone number, and an equal housing opportunity logo where it is visible to the general public. The

outreach for minority and women-owned business is not only utilized during the development or rehabilitation of the units but continues to be utilized for the maintenance of the properties. Organizations are required by contract to contact a minimum of three companies and are requested to include at least one minority/women-owned business.

Refer to IDIS reports to describe the amount and use of program income for projects, including the number of projects and owner and tenant characteristics

HOME Program income is generated from installment payments and payoffs on loans for both single family homeownership and multi-family rental projects. This fiscal year HOME Program Income Expended: \$1,060,538 from 2017-2022 Program Income, Recapture and Program Administration. Red Mountain, Trellis at Mission, and Soluna II utilized recapture funds and program income.

Describe other actions taken to foster and maintain affordable housing. 24 CFR 91.220(k) (STATES ONLY: Including the coordination of LIHTC with the development of affordable housing). 24 CFR 91.320(j)

During the reporting period the Housing Department funded 170 completed affordable housing units and with HOME expenditures of \$3,976,670 (not including program administration costs). The City has leveraged these HOME Program commitments of federal funds with low-income tax credits, State of Arizona funds, Federal Home Loan Bank Affordable Housing Program funds, and private lender financing. The 169 units completed were assisted through the Multi-Family Rental Housing Program, while 1 was completed through down payment assistance to a low-income homebuyer. Attached is a list of the accomplishments.

HOME Funded Multi-Family Rental Housing Projects

Avalon Villas completed construction of a 94-unit multi-family housing project with 6 HOME units set aside for very low-income households at or below 40% AMI with \$1,000,000 HOME funds expended during FY 2022-23. Soluna II completed construction of a 66-unit affordable multi-family housing project with 3 HOME units set aside for very low-income households at or below 40% AMI with \$50,000 in HOME Funds expended during FY 2022-23. Newsom Village completed construction of a 60-unit multi-family housing project with 10 HOME units set aside for either low-income victims of domestic violence, or very low-income households at or below 40% AMI. \$100,000 in HOME funds were expended during FY 2022-23. Trellis @ Mission completed construction of a 60-unit multi-family housing project with 10 HOME units set aside for very low-income households at or below 40% AMI and \$400,000 in HOME funds expended during FY 2022-23. 25th @ Bell began construction of a 53-unit multi-family housing project with 11 HOME units set aside for very low-income households at or below 40% AMI. In June of last year the property burned to the ground, it was determined to be arson. The project developers have identified alternate funding sources and expect to restart construction in early FY2023-24. No HOME

funds for 25th @ Bell were expended during FY 2022-23. Project completion is yet to be determined. Mesquite Terrace continued construction of a 297-unit multi-family housing project with 11 HOME units set aside for low-income veterans. No HOME funds expended during FY 2022-23. Expected completion is in FY 2023-24. Verano Terrace continued construction of an 88-unit multi-family housing project with 11 HOME units set aside for low-income veterans. No HOME funds expended during FY 2022-23. Expected completion is early FY2023-24. The Commons at 9 South continued construction of a 60-unit multifamily housing project with 5 HOME units set aside for very low-income households at or below 40% MI. \$900,000 in HOME funds were expended for this project during FY 2022-23. Mustang Villas continued construction of a 60-unit multi-family housing project with 10 HOME units set aside for very low-income households at or below 40% MI. \$450,000 in HOME funds were expended during FY 2022-23. Reserve at Thunderbird Phase I continued construction of a 108-unit multi-family housing project with 11 set aside units for very low-income households at or below 40% MI. No HOME funds were expended for this project during FY 2022-23. Pueblo Apartments began construction of a 161-unit multi-family housing project with 11 set assign units for very low-income households at or below 40% MI. No HOME funds were expended for this project during FY 2022-23. Osborn Pointe began construction of a 48-unit multi-family housing project with 11 set assign units for very low-income households who are homeless. No HOME funds were expended for this project during FY 2022-23. Reserve at Thunderbird Phase II began construction of a 134-unit multi-family housing project with 11 set assign units for very low-income households at or below 40% MI. No HOME funds were expended for this project during FY 2022-23. Acacia heights II began construction of a 66-unit multi-family housing project with 11 set assign units for very low-income households at or below 40% MI. No HOME funds were expended for this project during FY 2022-23.

CR-55 - HOPWA 91.520(e)

Identify the number of individuals assisted and the types of assistance provided

Table for report on the one-year goals for the number of households provided housing through the use of HOPWA activities for: short-term rent, mortgage, and utility assistance payments to prevent homelessness of the individual or family; tenant-based rental assistance; and units provided in housing facilities developed, leased, or operated with HOPWA funds.

Number of Households Served Through:	One-year Goal	Actual
Short-term rent, mortgage, and utility assistance to prevent homelessness of the individual or family	70	69
Tenant-based rental assistance	140	168
Units provided in permanent housing facilities developed, leased, or operated with HOPWA funds	30	54
Units provided in transitional short-term housing facilities developed, leased, or operated with HOPWA funds	110	154

Table 14 – HOPWA Number of Households Served

Narrative

The goal of the City of Phoenix Housing Department is to maintain Housing Opportunities for Persons With AIDS (HOPWA) housing activities that are known to be successful in housing HOPWA eligible clients while increasing capacity of HOPWA service agencies to serve this population. During last fiscal year, the HOPWA Program supported seven different housing and supportive services activities through two nonprofit Project Sponsors and one City of Phoenix subcontractor. During the FY, a total of 1344 unduplicated households living with HIV/AIDS were assisted. The following includes the number of services provided by each HOPWA program activity (includes duplicated households):

- 168 households received Tenant-Based Rental Assistance (TBRA)
- 69 households received Short-Term Rent, Mortgage and Utility (STRMU) Assistance
- 54 households received Permanent Housing Placement (PHP) assistance
- 154 households benefited from Transitional Housing leasing, operating and supportive services assistance
- 630 households were assisted by the Housing Information Services program
- 250 households were assisted by the Housing Advocacy program
- 100 households were served by the Employment Services program

Program Improvements

The Housing Department interacts with service providers via email, phone calls, and meetings. Ongoing technical assistance is provided to streamline and improve protocols and frequent meetings occur with Project Sponsors to enhance communication. A strong focus has been placed on the needs of the HIV/AIDS community due to the City of Phoenix Fast Track Cities Initiative. This initiative has Phoenix City Council support and addresses issues of stigma, testing, viral suppression, education and community outreach. Committee and subcommittee meetings occur on a regular basis to address the needs of the HIV/AIDS community with goals of there being zero stigma and discrimination; 90% of people living with HIV (PLHIV) knowing their status; 90% of PLHIV who know their HIV-positive status being on antiretroviral therapy (ART) and 90% of PLHIV on ART achieving viral suppression. A new waitlist priority was implemented for the TBRA program as of July 1, 2023. This allows program compliant clients, housed in the HOPWA Transitional Housing program for one year, to be placed at the top of the TBRA waitlist. Eligible clients complete the TBRA eligibility and housing searching process during their second year in this housing program. This waitlist priority has provided incentive for clients to remain compliant with the Transitional Housing program, becoming more stabilized, and having viable permanent affordable housing options when they reach the end of their 2-year stay. As of July 1, 2023 the Short-Term, Rent, Mortgage and Utility (STRMU) Assistance and Permanent Housing Placement (PHP) programs transitioned to the City of Phoenix Human Services Department (HSD). The benefit of this transition is that HSD has staff capacity to provide long-term intensive case management services to all clients, the worksites have multiple resources available to clients and HSD is leveraging staff time to allow more funding to service clients's financial needs. The Housing Department requested and was approved a HUD waiver allowing TBRA to increase its payment standard to 120% of the Fair Market Rents (FMR). This has allowed a significant higher number of TBRA clients with searching papers the ability to secure permanent housing. Additionally, a new City of Phoenix amendment to an established ordinance passed that has assisted with increased lease ups as well. This amendment made it illegal for landlords to discriminate against clients based on source of income and/or housing subsidies i.e. HOPWA TBRA; Housing Choice Vouchers.

Coordination and Planning Efforts

The Housing Department maintains communications with service providers and advocates on their behalf throughout the year. Additionally, the Housing Department has been in collaboration with the 90-90-90 Fast Track Cities Initiative and attends the Ad Hoc Committee meetings. Some of the HOPWA funded Project Sponsors are committee members as well. The City of Phoenix Housing Department is a partner of the HIV Housing Community of Practice coalition that meets monthly. Attendees include providers serving the HIV/AIDS community statewide. Each month, a new topic is presenting by subject matter experts. Staff also present current HOPWA Program information during the Ryan White Priority Setting and Resource Allocation (PSRA) annual meetings.

Barriers Encountered

The National Low Income Housing Coalition reports in The Gap 2023: A Shortage of Affordable Homes that there is a need for housing options for low-income households in the Phoenix metropolitan area. This report shows an affordability gap of 188,943 households at 50 percent of the Area Median Income (AMI). Barriers identified by HOPWA providers include the following: -lack of affordable housing -long waitlists for transitional and permanent affordable housing -interpersonal conflicts between roommates -Carbon monoxide detector requirements for STRMU and PHP Fair Market Rent limitations -substance abuse issues -mental health issues -poor credit and rental history -criminal history -lack of reliable phone services -lack of reliable transportation - clients not attending scheduled appointments -clients not following through on completing job applications -clients not following through on employment opportunities -clients not following through on submitting required paperwork for the STRMU and PHP programs.

Selection of Project Sponsors

Project Sponsors submitted proposals for a new Request for Proposals (RFP) in March 2023. Project Sponsors were selected through this RFP process in which experience, methodology and capacity were among criteria considered during the evaluation process. New housing and supportive service contracts began on July 1, 2023. Prior to the issuance of the most recent RFP, community outreach occurred to all agencies providing HIV/AIDS services to inform of the upcoming RFP. This included minority owned businesses.

HOPWA Program Monitoring

The Project Sponsors receiving HOPWA funding are required to submit monthly reports on persons served. All invoices are submitted with back up information that details hours worked in support of the program and direct costs associated with program delivery. The Housing Department generates a monthly HOPWA financial report detailing funds committed and expended. This assists staff with reconciling IDIS entries with the City of Phoenix's financial system. The Housing Department uses a series of forms, analysis, desk and site visit audits to assist its monitoring functions, provide relevant technical assistance and to ensure that funds are being spent to meet both City and national HOPWA Program objectives. The Housing Department will continue utilizing existing monitoring processes and create new monitoring initiatives as applicable to ensure state laws are upheld, federal program compliance occurs and funds are utilized in accordance with regulations.

Displacement

There were no HOPWA participants displaced during FY 2022-23.

Slow Moving Projects

The FY 2022-23 HOPWA Program does not have any slow-moving projects.

CR-58 – Section 3

Identify the number of individuals assisted and the types of assistance provided

Total Labor Hours	CDBG	HOME	ESG	HOPWA	HTF
Total Number of Activities	4	2	0	0	0
Total Labor Hours	585	164,576			
Total Section 3 Worker Hours	0	928			
Total Targeted Section 3 Worker Hours	0	0			

Table 15 – Total Labor Hours

Qualitative Efforts - Number of Activities by Program	CDBG	HOME	ESG	HOPWA	HTF
Outreach efforts to generate job applicants who are Public Housing Targeted Workers		7			
Outreach efforts to generate job applicants who are Other Funding Targeted Workers.					
Direct, on-the job training (including apprenticeships).					
Indirect training such as arranging for, contracting for, or paying tuition for, off-site training.					
Technical assistance to help Section 3 workers compete for jobs (e.g., resume assistance, coaching).					
Outreach efforts to identify and secure bids from Section 3 business concerns.					
Technical assistance to help Section 3 business concerns understand and bid on contracts.					
Division of contracts into smaller jobs to facilitate participation by Section 3 business concerns.					
Provided or connected residents with assistance in seeking employment including: drafting resumes, preparing for interviews, finding job opportunities, connecting residents to job placement services.					
Held one or more job fairs.					
Provided or connected residents with supportive services that can provide direct services or referrals.					
Provided or connected residents with supportive services that provide one or more of the following: work readiness health screenings, interview clothing, uniforms, test fees, transportation.					
Assisted residents with finding child care.					
Assisted residents to apply for, or attend community college or a four year educational institution.					
Assisted residents to apply for, or attend vocational/technical training.					
Assisted residents to obtain financial literacy training and/or coaching.					

Bonding assistance, guaranties, or other efforts to support viable bids from Section 3 business concerns.					
Provided or connected residents with training on computer use or online technologies.					
Promoting the use of a business registry designed to create opportunities for disadvantaged and small businesses.					
Outreach, engagement, or referrals with the state one-stop system, as designed in Section 121(e)(2) of the Workforce Innovation and Opportunity Act.					
Other.	1				

Table 16 – Qualitative Efforts - Number of Activities by Program

Narrative

For 2022-23, the city of Phoenix Housing Department (HD) completed four HOME projects, Soluna II, Newsom Village, Trellis @ Mission, and Vista Village. Vista Village and Soluna II were contracted prior to the new Section 3 rule taking effect on 11/30/2020. The Trellis @ Mission and Newsom Village projects were subject to the new rule. During this time Housing staff from the Supportive Services Section held seven in person hiring events where Section 3 information was provided.

CR-60 - ESG 91.520(g) (ESG Recipients only)

ESG Supplement to the CAPER in *e-snaps*

For Paperwork Reduction Act

1. Recipient Information—All Recipients Complete

Basic Grant Information

Recipient Name PHOENIX
Organizational DUNS Number 137688193
UEI
EIN/TIN Number 866000256
Identify the Field Office SAN FRANCISCO
Identify CoC(s) in which the recipient or subrecipient(s) will provide ESG assistance Phoenix/Mesa/Maricopa County Regional CoC

ESG Contact Name

Prefix Ms
First Name Rachel
Middle Name
Last Name Milne
Suffix
Title Office of Homeless Solutions Director

ESG Contact Address

Street Address 1 200 W Washington St, 18th Floor
Street Address 2
City Phoenix
State AZ
ZIP Code -
Phone Number 6025340576
Extension
Fax Number
Email Address Rachel.Milne@phoenix.gov

ESG Secondary Contact

Prefix Ms
First Name Rachel
Last Name Milne
Suffix
Title Office of Homeless Solutions Director
Phone Number 6025340576
Extension
Email Address Rachel.Milne@phoenix.gov

2. Reporting Period—All Recipients Complete

Program Year Start Date 07/01/2022
Program Year End Date 06/30/2023

3a. Subrecipient Form – Complete one form for each subrecipient

Subrecipient or Contractor Name: CHICANOS POR LA CAUSA, INC
City: Phoenix
State: AZ
Zip Code: 85034, 4043
DUNS Number:
UEI:
Is subrecipient a victim services provider: N
Subrecipient Organization Type: Other Non-Profit Organization
ESG Subgrant or Contract Award Amount: 166818

Subrecipient or Contractor Name: NATIVE AMERICAN CONNECTIONS, INC.

City: Phoenix

State: AZ

Zip Code: 85003, 1519

DUNS Number:

UEI:

Is subrecipient a victim services provider: N

Subrecipient Organization Type: Other Non-Profit Organization

ESG Subgrant or Contract Award Amount: 97650

Subrecipient or Contractor Name: UNITED METHODIST OUTREACH MINISTRIES (NEW DAY CENTER)

City: Phoenix

State: AZ

Zip Code: 85008, 6812

DUNS Number: 833209158

UEI:

Is subrecipient a victim services provider: N

Subrecipient Organization Type: Other Non-Profit Organization

ESG Subgrant or Contract Award Amount: 679082.73

Subrecipient or Contractor Name: COMMUNITY BRIDGES, INC.

City: Mesa

State: AZ

Zip Code: 85202, 9098

DUNS Number: 143328099

UEI:

Is subrecipient a victim services provider: N

Subrecipient Organization Type: Other Non-Profit Organization

ESG Subgrant or Contract Award Amount: 336482

CR-65 - Persons Assisted

4. Persons Served

4a. Complete for Homelessness Prevention Activities

Number of Persons in Households	Total
Adults	0
Children	0
Don't Know/Refused/Other	0
Missing Information	0
Total	0

Table 16 – Household Information for Homeless Prevention Activities

4b. Complete for Rapid Re-Housing Activities

Number of Persons in Households	Total
Adults	0
Children	0
Don't Know/Refused/Other	0
Missing Information	0
Total	0

Table 17 – Household Information for Rapid Re-Housing Activities

4c. Complete for Shelter

Number of Persons in Households	Total
Adults	0
Children	0
Don't Know/Refused/Other	0
Missing Information	0
Total	0

Table 18 – Shelter Information

4d. Street Outreach

Number of Persons in Households	Total
Adults	0
Children	0
Don't Know/Refused/Other	0
Missing Information	0
Total	0

Table 19 – Household Information for Street Outreach

4e. Totals for all Persons Served with ESG

Number of Persons in Households	Total
Adults	0
Children	0
Don't Know/Refused/Other	0
Missing Information	0
Total	0

Table 20 – Household Information for Persons Served with ESG

5. Gender—Complete for All Activities

	Total
Male	0
Female	0
Transgender	0
Don't Know/Refused/Other	0
Missing Information	0
Total	0

Table 21 – Gender Information

6. Age—Complete for All Activities

	Total
Under 18	0
18-24	0
25 and over	0
Don't Know/Refused/Other	0
Missing Information	0
Total	0

Table 22 – Age Information

7. Special Populations Served—Complete for All Activities

Number of Persons in Households

Subpopulation	Total	Total Persons Served – Prevention	Total Persons Served – RRH	Total Persons Served in Emergency Shelters
Veterans	0	0	0	0
Victims of Domestic Violence	0	0	0	0
Elderly	0	0	0	0
HIV/AIDS	0	0	0	0
Chronically Homeless	0	0	0	0
Persons with Disabilities:				
Severely Mentally Ill	0	0	0	0
Chronic Substance Abuse	0	0	0	0
Other Disability	0	0	0	0
Total (Unduplicated if possible)	0	0	0	0

Table 23 – Special Population Served

CR-70 – ESG 91.520(g) - Assistance Provided and Outcomes

10. Shelter Utilization

Number of New Units - Rehabbed	0
Number of New Units - Conversion	0
Total Number of bed-nights available	225,518
Total Number of bed-nights provided	214,892
Capacity Utilization	95.29%

Table 24 – Shelter Capacity

11. Project Outcomes Data measured under the performance standards developed in consultation with the CoC(s)

CR-75 – Expenditures

11. Expenditures

11a. ESG Expenditures for Homelessness Prevention

	Dollar Amount of Expenditures in Program Year		
	2020	2021	2022
Expenditures for Rental Assistance			
Expenditures for Housing Relocation and Stabilization Services - Financial Assistance			
Expenditures for Housing Relocation & Stabilization Services - Services			
Expenditures for Homeless Prevention under Emergency Shelter Grants Program			
Subtotal Homelessness Prevention			

Table 25 – ESG Expenditures for Homelessness Prevention

11b. ESG Expenditures for Rapid Re-Housing

	Dollar Amount of Expenditures in Program Year		
	2020	2021	2022
Expenditures for Rental Assistance			
Expenditures for Housing Relocation and Stabilization Services - Financial Assistance			
Expenditures for Housing Relocation & Stabilization Services - Services			
Expenditures for Homeless Assistance under Emergency Shelter Grants Program			
Subtotal Rapid Re-Housing			

Table 26 – ESG Expenditures for Rapid Re-Housing

11c. ESG Expenditures for Emergency Shelter

	Dollar Amount of Expenditures in Program Year		
	2020	2021	2022
Essential Services			
Operations			
Renovation			
Major Rehab			
Conversion			
Subtotal			

Table 27 – ESG Expenditures for Emergency Shelter

11d. Other Grant Expenditures

	Dollar Amount of Expenditures in Program Year		
	2020	2021	2022
Street Outreach			
HMIS			
Administration			

Table 28 - Other Grant Expenditures

11e. Total ESG Grant Funds

Total ESG Funds Expended	2020	2021	2022

Table 29 - Total ESG Funds Expended

11f. Match Source

	2020	2021	2022
Other Non-ESG HUD Funds			
Other Federal Funds			
State Government			
Local Government			
Private Funds			
Other			
Fees			
Program Income			
Total Match Amount			

Table 30 - Other Funds Expended on Eligible ESG Activities

11g. Total

Total Amount of Funds Expended on ESG Activities	2020	2021	2022

Table 31 - Total Amount of Funds Expended on ESG Activities

Attachment

Citizen Participation - 2022-23



City of Phoenix, Neighborhood Services Department

READY FOR REVIEW: CONSOLIDATED ANNUAL PERFORMANCE AND EVALUATION REPORT

The city of Phoenix has prepared its annual Consolidated Annual Performance and Evaluation Report (CAPER) for fiscal year 2022-2023. The report describes the city's accomplishments in applying federal funds, from the U.S. Department of Housing and Urban Development (HUD), to meet the housing and community development goals as outlined in the 2022-2023 Annual Action Plan. The draft report will be available for public review and comment from Monday, August 28 through Monday, September 11, 2023.

Please visit <https://www.phoenix.gov/nsd/reports> to review the report.

For further information, contact Tennille Burton at 602-534-1181 or grants.nsd@phoenix.gov.

To receive this information in an alternative format, contact the Neighborhood Services Department ADA liaison at 602-534-2139 or TTY 602-495-0685.



Departamento de Servicios a los Vecindarios de la Ciudad de Phoenix

LISTO PARA LA REVISIÓN: INFORME ANUAL CONSOLIDADO DE DESEMPEÑO Y EVALUACIÓN

La municipalidad de Phoenix ha preparado su Informe Anual Consolidado de Desempeño y Evaluación (CAPER por sus siglas en inglés) para el año fiscal 2022-2023. El informe describe los logros de la municipalidad en la aplicación de fondos federales, del Departamento de Vivienda y Desarrollo Urbano de los Estados Unidos (HUD, por sus siglas en inglés) para cumplir con los objetivos de vivienda y desarrollo comunitario según se delinea en el Plan de Acción Anual 2022-2023. El borrador del informe estará disponible para revisión y comentario público del lunes 28 de agosto al lunes 11 de septiembre de 2023.

Favor de visitar el sitio <https://www.phoenix.gov/nsd/reports> para revisar la información.

Para obtener más información, póngase en contacto con Tennille Burton al 602-534-1181 o grants.nsd@phoenix.gov.

Para recibir esta información en un formato alternativo, comuníquese con el contacto ADA del Departamento de Servicios a los Vecindarios al 602-534-2139 o TTY 602-495-0685.

THE ARIZONA REPUBLIC

PO Box 194, Phoenix, Arizona 85001-0194

Phone 1 602 444 7315

Fax 1 577 963-0443

This is not an invoice

PNI-Arizona Republic

AFFIDAVIT OF PUBLICATION

CITY OF PHOENIX- LEG
200 W WASHINGTON ST
PHOENIX, AZ 85003-1611



**City of Phoenix, Notified and
Served According
to Public Law 104-191
CONSOLIDATED ANNUAL
PERFORMANCE AND EVALUATION
REPORT**

The City of Phoenix has prepared its annual Consolidated Annual Performance and Evaluation Report (CAPER) for fiscal year 2020/2021. The report describes the city's accomplishments in providing federal funds from the U.S. Department of Housing and Urban Development (HUD) to meet the housing and community development needs outlined in the 2002-2023 Annual Action Plan. The draft report will be available for public review and comment from Monday, August 23 through Monday, September 13, 2021. Please visit <https://www.phoenix.gov/cap> to review the report. For further information, contact Tommie Burton at 425-337-1111 or tburton@phoenix.gov. To receive this information in an alternative format, contact the National Relay Center Department ADA, 1-800-877-8339, TDD: 1-800-455-8844, Fax: 1-800-455-8844.

This is not an invoice

Order # 0005758052 # of Affidavits 1

P.O.#

Issues Dated:

08/23/23, 08/13/23

STATE OF WISCONSIN }
COUNTY OF BROWN } SS.

I, being first duly sworn, upon oath depose and says: That I am the legal clerk of the Arizona Republic, a newspaper of general circulation in the counties of Maricopa, Coconino, Pima and Pinal, in the State of Arizona, published weekly at Phoenix, Arizona, and that the copy hereto attached is a true copy of the advertisement published in the said paper in the issue(s) dated indicated.

Sworn to before me this

13 TH day of
AUGUST 2023

Notary Public

My Commission expires: 9/19/25

VICKY FELTY
Notary Public
State of Wisconsin

This is not an invoice

PNI-A: Arizona Business Gazette

AFFIDAVIT OF PUBLICATION

CITY OF PHOENIX- LEG
200 W WASHINGTON ST
PHOENIX, AZ 85003-1811

City of Phoenix, Neighborhood Services
Department
READY FOR PUBLICATION
BY: ARIANNE L. FARRINGTON AND
EGALJAY O. RIZOV
The City of Phoenix has prepared its
Annual Budget Report (Publication
and Circulation Report) for the
Fiscal Year 2023. The report is
available on the City's website at
www.phoenix.gov/budget. The
Department of Planning and Urban
Development, in review the report
and will be responsible for its
content in the 2023-2024 Annual Action
Plan. The report will be available
for public review starting on
Monday, August 28, 2023. The
Department of Planning and Urban
Development, in review the report
and will be responsible for its
content in the 2023-2024 Annual
Action Plan. The report will be
available for public review starting
on Monday, August 28, 2023.
To receive this information in an
alternative format, contact the
Department of Planning and Urban
Development at (602) 444-7315 or
602-444-7315. TDD: 602-444-7315.
Fax: 602-444-5901.

This is not an invoice

Order # 0C05785956 # of Affidavits: 1

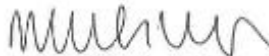
P.O # 13632

Issues Dated:

06/10/23

STATE OF WISCONSIN }
COUNTY OF BROWN } SS.

I, being first duly sworn, upon oath
deposes and says: That I am the legal
clerk of the Arizona Republic, a newspaper
of general circulation in the counties of
Maricopa, Coconino, Pima and Pinal, in
the State of Arizona, published weekly
at Phoenix, Arizona, and that the copy
hereto attached is a true copy of the
advertisement published in the said
paper in the issue(s) dated indicated.



Sworn to before me this

10 TH day of
AUGUST 2023


Notary Public
My Commission expires: 09/28

VICKY FELTY
Notary Public
State of Wisconsin

Order Summary

Ad Order Number	Customer	Client	Campaign Name
GCI1092831	City Of Phoenix- Legals	City Of Phoenix- Legals	LOG# 13603
Sales Rep.	Customer Account	Client Account	Booked By
Tara Mandelich	152132643	153432843	Alice Orlander
Your contact is	Customer Address	Order Total Price	
Tara Mandelich	200 W Washington ST 15TH Floor Phoenix AZ 85003 1611	\$ 237.00	
	Customer Phone		
	(602) 534-8544		

Ad Number	Product	Web Site	Web Section	Web Position	Production Status	Size	Start Date	End Date	Impressions	Price
GCI1092831-01	Print - Phoenix				Needs Materials	11x12				\$267.00

THE ARIZONA REPUBLIC

PO Box 194, Phoenix, Arizona 85001-0194
Phone 1-602-444-7315 Fax 1-877-943-0443

AFFIDAVIT OF PUBLICATION

STATE OF WISCONSIN }
COUNTY OF BROWN } SS.

CITY OF PHOENIX
200 W WASHINGTON
PHOENIX, AZ 85005

I, being first duly sworn, upon oath deposes and says: That I am the legal clerk of the Arizona Republic, a newspaper of general circulation in the counties of Maricopa, Coconino, Pima and Pinal, in the State of Arizona, published weekly at Phoenix, Arizona, and that the copy hereto attached is a true copy of the advertisement published in the said paper on the dates indicated.

Publication: Arizona Republic TV/Mas

Ad number: GCH092831

PO Field: Departamento de servicios

Published Date(s):


08/11/2023



Sworn to before me this

11th day of
August, 2023

Notary Public
My Commission Expires on


VICKY FELTY
Notary Public
State of Wisconsin



Departamento de Servicios a los Vecindarios de la Ciudad de Phoenix

LISTO PARA LA REVISIÓN: INFORME ANUAL CONSOLIDADO DE DESEMPEÑO Y EVALUACIÓN

La municipalidad de Phoenix ha preparado su Informe Anual Consolidado de Desempeño y Evaluación (CAPER por sus siglas en inglés) para el año fiscal 2022-2023. El informe describe los logros de la municipalidad en la aplicación de fondos federales, del Departamento de Vivienda y Desarrollo Urbano de los Estados Unidos (HUD, por sus siglas en inglés) para cumplir con los objetivos de vivienda y desarrollo comunitario según se delinea en el Plan de Acción Anual 2022-2023. El borrador del informe estará disponible para revisión y comentario público del lunes 28 de agosto al lunes 11 de septiembre de 2023.

Favor de visitar el sitio <https://www.phoenix.gov/nsd/reports> para revisar la información.

Para obtener más información, póngase en contacto con Tennille Burton al 602-534-1181 o grants.nsd@phoenix.gov.

Para recibir esta información en un formato alternativo, comuníquese con el contacto ADA del Departamento de Servicios a los Vecindarios al 602-534-2139 o TTY 602-495-0685.

AP 50 102283 . 01

From: [Tennille Burton](#)
Cc: [Susan F. Roger](#); [Alicia H Rubio](#); [Alicia R. Springs](#); [Rosemary Aguilar](#)
Bcc: [Annette Medina](#); [Stanko Zovko](#); [Jesus Gonzalez Jauregui](#); [Gloria Hucher](#); [Sandra Jones](#); [Coleen M Burch](#); [Gregory Gonzales](#); [Lisa Huggins](#); [Matt Ulyra](#); [Marcos Guzman](#); [Thaddis Jackson](#); [Anna Vasquez](#); [Sandra A Mendez](#); [Truly Siefaff](#); [Enrique A Bojorquez-Gaxiola](#); [Shanna Archie](#); [Renee M Parcell](#); [Anissa Blair](#); [Carissa Cyr](#); [Bemteri Crosby](#); [Dawn Mersolais](#); [Ray Yocopsis](#); [Jesse Garcia](#); [Chris Christensen](#); [Christina Edwards](#); [Zona Pacheco](#); [Aimee Runyon](#); [Jami Kozemczak](#); [Laura Capello](#); [Marcia Mintz](#); [Emily Denes](#); [Debbie Dicarlo](#); [presidentadame@cpic.org](#); [Andrei Ballesu](#); [torrie.taji@childcrisisaz.org](#); [John Hopper](#); [Dawn Rogart](#); [Kirk Johnson](#); [Michelle Jameson](#); [Luz Bojorquez](#); [Clayton Davenport \(He/Him\)](#); [lglow@casaz.org](#); [grants@rcmc.org](#); [w.silence@homewardboundaz.org](#); [Amy Porterfield](#); [Jessica Gonzalez](#); [Rachel B Milne](#); [Francisco Blanco](#); [Lizbeth Duncan](#); [Julie Bardejon](#); [Tatsum S Portales](#); [Keirsten G Anderson](#); [Matt Ulyra](#); [Bonnie McGuire](#); [Todd Berndt](#); [Lauren D Cochran](#); [Ray Yocopsis](#); [Daniela Canisales](#); [Jesus Cadenas](#); [Kevin Jin](#)
Subject: 2022-2023 Housing and Urban Development (HUD) Consolidated Annual Performance Evaluation Report (CAPER) - 15-day Public Comment Period
Date: Thursday, August 24, 2023 11:11:00 AM
Attachments: [image001.png](#)
[image002.png](#)
[image003.png](#)
Importance: High

Hi Everyone,

It is that time of year again to report all the amazing work we have all been able to accomplish relative to CDBG, HOME, HOPWA and ESG HUD funding. The 2022-2023 draft CAPER will be available for the required 15-day public comment period beginning on Monday, August 28th through Monday, September 11th. Please distribute this email/ information to all your email lists, community partners, and stakeholders and let Susan Roger and I know the number of individuals this email went out to. Below will outline where the draft report can be located and who the public should direct questions to. Please let Susan and I know if you have any questions; we are happy to assist.



City of Phoenix, Neighborhood Services Department

READY FOR REVIEW: CONSOLIDATED ANNUAL PERFORMANCE AND EVALUATION REPORT

The city of Phoenix has prepared its annual Consolidated Annual Performance and Evaluation Report (CAPER) for fiscal year 2022-2023. The report describes the city's accomplishments in applying federal funds, from the U.S. Department of Housing and Urban Development (HUD), to meet the housing and community development goals as outlined in the 2022-2023 Annual Action Plan. The draft report will be available for public review and comment from Monday, August 28 through Monday, September 11, 2023.

Please visit <https://www.phoenix.gov/nsd/reports> to review the report.

For further information, contact Tennille Burton at 602-534-1181 or

grants.nsd@phoenix.gov.

To receive this information in an alternative format, contact the Neighborhood Services Department ADA liaison at 602-534-2139 or TTY 602-495-0685.



Departamento de Servicios a los Vecindarios de la Ciudad de Phoenix

LISTO PARA LA REVISIÓN: INFORME ANUAL CONSOLIDADO DE DESEMPEÑO Y EVALUACIÓN

La municipalidad de Phoenix ha preparado su Informe Anual Consolidado de Desempeño y Evaluación (CAPER por sus siglas en inglés) para el año fiscal 2022-2023. El informe describe los logros de la municipalidad en la aplicación de fondos federales, del Departamento de Vivienda y Desarrollo Urbano de los Estados Unidos (HUD, por sus siglas en inglés) para cumplir con los objetivos de vivienda y desarrollo comunitario según se delinea en el Plan de Acción Anual 2022-2023. El borrador del informe estará disponible para revisión y comentario público del lunes 28 de agosto al lunes 11 de septiembre de 2023.

Favor de visitar el sitio <https://www.phoenix.gov/nsd/reports> para revisar la información.

Para obtener más información, póngase en contacto con Tennille Burton al 602-534-1181 o grants.nsd@phoenix.gov.

Para recibir esta información en un formato alternativo, comuníquese con el contacto ADA del Departamento de Servicios a los Vecindarios al 602-534-2139 o TTY 602-495-0685.

Have a wonderful day,

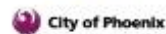
Tennille Burton, Grants Compliance Supervisor

Office: 602-534-1181 • tennille.burton@phoenix.gov



**NEIGHBORHOOD
SERVICES
DEPARTMENT**
Administrative Services Division

200 West Washington Street
Phoenix, Arizona 85003
Internet: <http://phoenix.gov/NSD>



"Dedicated to Making Phoenix a Community of Desirable Neighborhoods,
by Preserving, Enhancing and Engaging Phoenix Neighborhoods"

From: [Christina Edwards](#)
To: [Tennille Burton](#); [Susan E. Roger](#)
Subject: RE: 2022-2023 Housing and Urban Development (HUD) Consolidated Annual Performance Evaluation Report (CAPER) - 15-day Public Comment Period
Date: Wednesday, August 30, 2023 2:02:35 PM
Attachments: [image001.png](#)
[image002.png](#)
[image003.png](#)
[image004.png](#)
[image005.png](#)
[image006.png](#)
[image007.png](#)

Hi Ladies,

I'll be sending the CAPER Public Comment Period notification out at 3pm today through GreenRope to 745 recipients. Stats are shown below.

The screenshot shows the GreenRope interface for the 'NSD - ODBG Funding' group. It displays an 'Email Tracking' section with filters for 'anyone', 'any group', and a date range from 'Tue, 28 February 2023' to 'Fri, 30 August 2023'. Below the filters, there are statistics for Queued Messages (11), Broadcasts (40), Test Sends (3), Signup Forms (0), Drip Campaigns (0), and Conversions (0). A table lists the queued messages:

Scheduled For	Group	From	Subject	Recipients	Sent By	Queued On	Message Type
[49963367] Wed, 2023-Aug-30 at 5:03 PM	NSD - ODBG Funding	nsd-odbg.funding.grants.nsd@phoenix.gov	City of Phoenix - Public Comment Period	745	CHRISTINA EDWARDS	Wed, 2023-Aug-30 at 1:54 PM	Broadcast

Please let me know if you need anything else.

Thank you,
Christina

Christina Edwards
Management Assistant II

(602) 262-4895 • christina.edwards@phoenix.gov



NEIGHBORHOOD SERVICES DEPARTMENT
Administrative Services Division

200 West Washington Street
Phoenix, Arizona, 85003
phoenix.gov/NSD

"To Preserve, Enhance and Engage Phoenix Neighborhoods"



Please consider the environment before printing this email

From: Tennille Burton <tennille.burton@phoenix.gov>
Sent: Thursday, August 24, 2023 11:11 AM

Cc: Susan E Roger <susan.roger@phoenix.gov>; Alicia H Rubio <alicia.rubio@phoenix.gov>; Alicia R Springs <alicia.springs@phoenix.gov>; Rosemary Aguilar <rosemary.aguilar@phoenix.gov>

Subject: 2022-2023 Housing and Urban Development (HUD) Consolidated Annual Performance Evaluation Report (CAPER) - 15-day Public Comment Period

Importance: High

Hi Everyone,

It is that time of year again to report all the amazing work we have all been able to accomplish relative to CDBG, HOME, HOPWA and ESG HUD funding. The 2022-2023 draft CAPER will be available for the required 15-day public comment period beginning on Monday, August 28th through Monday, September 11th. Please distribute this email/ information to all your email lists, community partners, and stakeholders and let Susan Roger and I know the number of individuals this email went out to. Below will outline where the draft report can be located and who the public should direct questions to. Please let Susan and I know if you have any questions; we are happy to assist.



City of Phoenix, Neighborhood Services Department

READY FOR REVIEW: CONSOLIDATED ANNUAL PERFORMANCE AND EVALUATION REPORT

The city of Phoenix has prepared its annual Consolidated Annual Performance and Evaluation Report (CAPER) for fiscal year 2022-2023. The report describes the city's accomplishments in applying federal funds, from the U.S. Department of Housing and Urban Development (HUD), to meet the housing and community development goals as outlined in the 2022-2023 Annual Action Plan. The draft report will be available for public review and comment from Monday, August 28 through Monday, September 11, 2023.

Please visit <https://www.phoenix.gov/nsd/reports> to review the report.

For further information, contact Tennille Burton at 602-534-1181 or grants.nsd@phoenix.gov.

To receive this information in an alternative format, contact the Neighborhood Services Department ADA liaison at 602-534-2139 or TTY 602-495-0685.



Departamento de Servicios a los Vecindarios de la Ciudad de Phoenix

LISTO PARA LA REVISIÓN: INFORME ANUAL CONSOLIDADO DE DESEMPEÑO Y EVALUACIÓN

La municipalidad de Phoenix ha preparado su Informe Anual Consolidado de Desempeño y Evaluación (CAPER por sus siglas en inglés) para el año fiscal 2022-2023. El informe describe los logros de la municipalidad en la aplicación de fondos federales, del Departamento de Vivienda y Desarrollo Urbano de los Estados Unidos (HUD, por sus siglas en inglés) para cumplir con los

objetivos de vivienda y desarrollo comunitario según se delinea en el Plan de Acción Anual 2022-2023. El borrador del informe estará disponible para revisión y comentario público del lunes 28 de agosto al lunes 11 de septiembre de 2023.

Favor de visitar el sitio <https://www.phoenix.gov/nsd/reports> para revisar la información.

Para obtener más información, póngase en contacto con Tennille Burton al 602-534-1181 o grants.nsd@phoenix.gov.

Para recibir esta información en un formato alternativo, comuníquese con el contacto ADA del Departamento de Servicios a los Vecindarios al 602-534-2139 o TTY 602-495-0685.

Have a wonderful day,

Tennille Burton, Grants Compliance Supervisor

Office: 602-534-1181 • tennille.burton@phoenix.gov



**NEIGHBORHOOD
SERVICES
DEPARTMENT**

Administrative Services Division

300 West Washington Blvd.
Phoenix, Arizona 85003

Internet: <http://phoenix.gov/NSD>



City of Phoenix

"Dedicated to Making Phoenix a Community of Desirable Neighborhoods,
by Preserving, Enhancing and Engaging Phoenix Neighborhoods!"

From: support@greenrope.com on behalf of [GreenRope Delivery Manager](#)
To: [Grants NSD](#)
Subject: Email successfully sent
Date: Wednesday, August 30, 2023 3:01:28 PM

 [\[greenrope.com\]](#)

The following email broadcast was successfully sent:

From: nsd-cdbg_funding <grants.nsd@phoenix.gov>
Subject: City of Phoenix - Public Comment Period
Number Sent: 745

[Log in to GreenRope \[greenrope.com\]](#) to view tracking statistics for this email.



From: [Zona Pacheco](#)
To: [Tennille Burton](#)
Subject: RE: 2022-2023 Housing and Urban Development (HUD) Consolidated Annual Performance Evaluation Report (CAPER) - 15-day Public Comment Period
Date: Thursday, August 24, 2023 12:36:08 PM
Attachments: [image004.png](#)
[image005.png](#)
[image006.png](#)
[image007.png](#)

Hi Tennille,
I sent out to my email list which is about 300 Community and City program representatives.

Thanks
Zona

Zona Pacheco
Housing Supportive Services Manager
1150 S 7th Ave
Phoenix, AZ 85007
zona.pacheco@phoenix.gov
602-534-1548
602-601-7186 (Aeroterra Site)
Fax 602-534-4523



From: Tennille Burton <tennille.burton@phoenix.gov>
Sent: Thursday, August 24, 2023 11:11 AM
Cc: Susan E Roger <susan.roger@phoenix.gov>; Alicia H Rubio <alicia.rubio@phoenix.gov>; Alicia R Springs <alicia.springs@phoenix.gov>; Rosemary Aguilar <rosemary.aguilar@phoenix.gov>
Subject: 2022-2023 Housing and Urban Development (HUD) Consolidated Annual Performance Evaluation Report (CAPER) - 15-day Public Comment Period
Importance: High

Hi Everyone,

It is that time of year again to report all the amazing work we have all been able to accomplish relative to CDBG, HOME, HOPWA and ESG HUD funding. The 2022-2023 draft CAPER will be available for the required 15-day public comment period beginning on Monday, August 28th through Monday, September 11th. Please distribute this email/ information to all your email lists, community partners, and stakeholders and let Susan Roger and I know the number of individuals this email went out to. Below will outline where the draft report can be located and who the public should direct questions to. Please let Susan and I know if you have any questions; we are happy to assist.



City of Phoenix, Neighborhood Services Department

READY FOR REVIEW: CONSOLIDATED ANNUAL PERFORMANCE AND EVALUATION REPORT

The city of Phoenix has prepared its annual Consolidated Annual Performance and Evaluation Report (CAPER) for fiscal year 2022-2023. The report describes the city's accomplishments in applying federal funds, from the U.S. Department of Housing and Urban Development (HUD), to meet the housing and community development goals as outlined in the 2022-2023 Annual Action Plan. The draft report will be available for public review and comment from Monday, August 28 through Monday, September 11, 2023.

Please visit <https://www.phoenix.gov/nsd/reports> to review the report.

For further information, contact Tennille Burton at 602-534-1181 or grants.nsd@phoenix.gov.

To receive this information in an alternative format, contact the Neighborhood Services Department ADA liaison at 602-534-2139 or TTY 602-495-0685.



Departamento de Servicios a los Vecindarios de la Ciudad de Phoenix

LISTO PARA LA REVISIÓN: INFORME ANUAL CONSOLIDADO DE DESEMPEÑO Y EVALUACIÓN

La municipalidad de Phoenix ha preparado su Informe Anual Consolidado de Desempeño y Evaluación (CAPER por sus siglas en inglés) para el año fiscal 2022-2023. El informe describe los logros de la municipalidad en la aplicación de fondos federales, del Departamento de Vivienda y Desarrollo Urbano de los Estados Unidos (HUD, por sus siglas en inglés) para cumplir con los objetivos de vivienda y desarrollo comunitario según se delinea en el Plan de Acción Anual 2022-2023. El borrador del informe estará disponible para revisión y comentario público del lunes 28 de agosto al lunes 11 de septiembre de 2023.

Favor de visitar el sitio <https://www.phoenix.gov/nsd/reports> para revisar la información.

Para obtener más información, póngase en contacto con Tennille Burton al 602-534-1181 o grants.nsd@phoenix.gov.

Para recibir esta información en un formato alternativo, comuníquese con el contacto ADA del Departamento de Servicios a los Vecindarios al 602-534-2139 o TTY 602-495-0685.

Have a wonderful day,

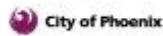
Tennille Burton, Grants Compliance Supervisor

Office: 602-534-1181 • tennille.burton@phoenix.gov



**NEIGHBORHOOD
SERVICES
DEPARTMENT**
Administrative Services Division

200 West Washington Street
Phoenix, Arizona, 85003
Internet: <http://phoenix.gov/NSD>



**"Dedicated to Making Phoenix a Community of Desirable Neighborhoods,
by Preserving, Enhancing and Engaging Phoenix Neighborhoods"**

From: [Truly Sielaff](mailto:Truly.Sielaff@phoenix.gov)
To: [Valerie Mitchell](mailto:Valerie.Mitchell@phoenix.gov); [Susan F. Boyer](mailto:Susan.F.Boyer@phoenix.gov)
Subject: FW: 2022-2023 Housing and Urban Development (HUD) Consolidated Annual Performance Evaluation Report (CAPER) - 15-day Public Comment Period
Date: Thursday, August 24, 2023 4:52:11 PM
Attachments: [image001.png](#)
[image003.png](#)

See below, thanks!

Truly Sielaff,
Housing Manager
City of Phoenix Housing Department
251 W. Washington St. 4th Floor
Phoenix, AZ 85003
602-262-6495
Truly.sielaff@phoenix.gov




From: Valerie Mitchell <valerie.mitchell@phoenix.gov>
Sent: Thursday, August 24, 2023 3:44 PM
To: Truly Sielaff <truly.sielaff@phoenix.gov>;
Cc: Stanko Zovko <Stanko.Zovko@phoenix.gov>; Angela Duncan <angela.duncan@phoenix.gov>; Zora Pacheco <zora.pacheco@phoenix.gov>; Sonya Blanco <sonya.blanco@phoenix.gov>
Subject: RE: 2022-2023 Housing and Urban Development (HUD) Consolidated Annual Performance Evaluation Report (CAPER) - 15-day Public Comment Period

This message has been sent to you by mistake.

View Message #b9947684

From: City of Phoenix Housing Department <truly.sielaff@phoenix.gov>
To: Truly Sielaff
Subject: 2022-2023 Housing and Urban Development (HUD) Consolidated Annual Performance Evaluation Report (CAPER) - 15-day Public Comment Period



City of Phoenix Housing Department
READY FOR REVIEW: CONSOLIDATED ANNUAL PERFORMANCE AND EVALUATION REPORT

The City of Phoenix is preparing its annual consolidated annual performance and evaluation report for HUD for the 2022-2023 period. The report covers the City's accomplishments and progress toward its goals and objectives for the 2022-2023 period. The report will be available for public review and comment on the City's website at <https://www.phoenix.gov/housing> starting on August 21, 2023.

For more information, please visit <https://www.phoenix.gov/housing> or contact the Housing Department at [602-262-6495](tel:602-262-6495).

For further information, contact the City of Phoenix at [602-262-6495](tel:602-262-6495) or truly.sielaff@phoenix.gov.

To receive this information in an alternative format, contact the Housing Department Accessibility at [602-262-6495](tel:602-262-6495) or TTY: [602-262-6495](tel:602-262-6495).

Departamento de Servicios a la Comunidad de la Ciudad de Phoenix
LISTO PARA LA REVISIÓN: INFORME ANUAL CONSOLIDADO DE DESEMPEÑO Y EVALUACIÓN

La ciudad de Phoenix está preparando su informe anual consolidado de desempeño y evaluación para HUD para el período 2022-2023. El informe cubre los logros y el progreso de la ciudad hacia sus objetivos y metas para el período 2022-2023. El informe estará disponible para la revisión y comentario del público en el sitio web de la ciudad de Phoenix en <https://www.phoenix.gov/housing> a partir del 21 de agosto de 2023.

Para obtener más información, visite <https://www.phoenix.gov/housing> o contacte al Departamento de Servicios a la Comunidad al [602-262-6495](tel:602-262-6495).

Para obtener más información, contacte a la Ciudad de Phoenix al [602-262-6495](tel:602-262-6495) o truly.sielaff@phoenix.gov.

Para recibir esta información en un formato alternativo, contacte al Departamento de Servicios a la Comunidad al [602-262-6495](tel:602-262-6495) o TTY: [602-262-6495](tel:602-262-6495).

From: Truly Sielaff <truly.sielaff@phoenix.gov>
Sent: Thursday, August 24, 2023 11:19 AM
To: Valerie Mitchell <valerie.mitchell@phoenix.gov>;
Cc: Stanko Zovko <Stanko.Zovko@phoenix.gov>; Angela Duncan <angela.duncan@phoenix.gov>; Zora Pacheco <zora.pacheco@phoenix.gov>
Subject: FW: 2022-2023 Housing and Urban Development (HUD) Consolidated Annual Performance Evaluation Report (CAPER) - 15-day Public Comment Period
Importance: High

Good morning, Valerie!

Can you please post this to the appropriate Housing Dept. List Serves.
NSD would also like to know the reach.

Thank and let me know the numbers, I'll be happy to report back to them.

Truly Siefaff,
Housing Manager
City of Phoenix Housing Department
251 W. Washington St. 4th Floor
Phoenix, AZ 85003
602-262-6495
Truly.siefaff@phoenix.gov



From: Tennille Burton <tennille_burton@phoenix.gov>
Sent: Thursday, August 24, 2023 11:11 AM
Cc: Susan E Roger <susan_roger@phoenix.gov>; Alicia H Rubio <alicia_rubio@phoenix.gov>; Alicia R Springs <alicia_springs@phoenix.gov>; Rosemary Aguilar <rosemary_aguilar@phoenix.gov>
Subject: 2022-2023 Housing and Urban Development (HUD) Consolidated Annual Performance Evaluation Report (CAPER) - 15-day Public Comment Period
Importance: High

Hi Everyone,

It is that time of year again to report all the amazing work we have all been able to accomplish relative to CDBG, HOME, HOPWA and ESG HUD funding. The 2022-2023 draft CAPER will be available for the required 15-day public comment period beginning on Monday, August 28th through Monday, September 11th. Please distribute this email information to all your email lists, community partners, and stakeholders and **let Susan Roger and I know the number of individuals this email went out to**. Below will outline where the draft report can be located and who the public should direct questions to. Please let Susan and I know if you have any questions; we are happy to assist.



City of Phoenix, Neighborhood Services Department

READY FOR REVIEW: CONSOLIDATED ANNUAL PERFORMANCE AND EVALUATION REPORT

The city of Phoenix has prepared its annual Consolidated Annual Performance and Evaluation Report (CAPER) for fiscal year 2022-2023. The report describes the city's accomplishments in applying federal funds, from the U.S. Department of Housing and Urban Development (HUD), to meet the housing and community development goals as outlined in the 2022-2023 Annual Action Plan. The draft report will be available for public review and comment from Monday, August 28 through Monday, September 11, 2023.

Please visit <https://www.phoenix.gov/nsd/reports> to review the report.

For further information, contact Tennille Burton at 602-534-1181 or grants.nsd@phoenix.gov.

To receive this information in an alternative format, contact the Neighborhood Services Department ADA liaison at 602-534-2139 or TTY 602-495-0685.



Departamento de Servicios a los Vecindarios de la Ciudad de Phoenix

LISTO PARA LA REVISIÓN: INFORME ANUAL CONSOLIDADO DE DESEMPEÑO Y EVALUACIÓN

La municipalidad de Phoenix ha preparado su Informe Anual Consolidado de Desempeño y Evaluación (CAPER por sus siglas en inglés) para el año fiscal 2022-2023. El informe describe los logros de la municipalidad en la aplicación de fondos federales, del Departamento de Vivienda y Desarrollo Urbano de los Estados Unidos (HUD, por sus siglas en inglés) para

cumplir con los objetivos de vivienda y desarrollo comunitario según se delinea en el Plan de Acción Anual 2022-2023. El borrador del informe estará disponible para revisión y comentario público del lunes 28 de agosto al lunes 11 de septiembre de 2023.

Favor de visitar el sitio <https://www.phoenix.gov/nsd/reports> para revisar la información.

Para obtener más información, póngase en contacto con Tennille Burton al 602-534-1181 o grants_nsd@phoenix.gov.

Para recibir esta información en un formato alternativo, comuníquese con el contacto ADA del Departamento de Servicios a los Vecindarios al 602-534-2139 o TTY 602-495-0685.

Have a wonderful day,

Tennille Burton, Grants Compliance Supervisor

Office: 602-534-1181 • tennille.burton@phoenix.gov



**NEIGHBORHOOD
SERVICES
DEPARTMENT**

Administrative Services Division

300 West Washington Street
Phoenix, Arizona, 85003
Internet: <http://phoenix.gov/NSD>



City of Phoenix

**Dedicated to Making Phoenix a Community of Desirable Neighborhoods,
by Preserving, Enhancing and Engaging Phoenix Neighborhoods**

From: [Rosemary Aguilar](#)
To: [Tennille Burton](#)
Cc: [Susan E Roger](#)
Subject: RE: 2022-2023 Housing and Urban Development (HUD) Consolidated Annual Performance Evaluation Report (CAPER) - 15-day Public Comment Period
Date: Thursday, August 24, 2023 12:40:22 PM
Attachments: [image001.png](#)
[image002.png](#)
[image003.png](#)

Below is the list of individuals.

Alonzo G. Duarte Alonzo.Duarte@cplc.org; grants@cplc.org; Clayton Davenport (He/Him) clayton@onenten.org; Jamie Summers jamie.summers@bgcaz.org; Jami Kozemczak jkozemczak@balletaz.org; Brittany Herrin brittany.herrin@cplc.org; Luis Raygoza luis.raygoza@cplc.org; Marissa Calderon Marissa.calderon@cplc.org; Andrei Railean Andrei.Railean@cplc.org; Zona Pacheco zona.pacheco@phoenix.gov; Deana Llewellyn deana.llewellyn@phoenix.gov; Nadia Moreno nadia.moreno@phoenix.gov; Susana Miramontes susana.miramontes@phoenix.gov; Susan Hallett susan.hallett@phoenix.gov; Julie Bordelon julie.bordelon@phoenix.gov; Stefanie L Nader stefanie.nader@phoenix.gov; Kristina Blea kristina.blea@phoenix.gov; Kevin Mattingly Kevin.Mattingly@phoenix.gov; Sylvia A Romero sylvia.romero@phoenix.gov; Angela Boozer angela.boozer@phoenix.gov; Rachel B Milne rachel.milne@phoenix.gov; Dawn Marsolais dawn.marsolais@phoenix.gov; Bertari Crosby bertari.crosby@phoenix.gov

Thank you,

Rosemary Aguilar-Razo, Grants Compliance Project Manager

Office: 602-256-3493 • rosemary.aguilar@phoenix.gov



**NEIGHBORHOOD
SERVICES
DEPARTMENT**

Administrative Services Division

200 West Washington Street
Phoenix, Arizona, 85003
nsmex.hillco//phoenix.gov/NSD



City of Phoenix

"Dedicated to Making Phoenix a Community of Desirable Neighborhoods,
by Preserving, Enhancing and Engaging Phoenix Neighborhoods"

From: Tennille Burton <tennille.burton@phoenix.gov>
Sent: Thursday, August 24, 2023 12:39 PM
To: Rosemary Aguilar <rosemary.aguilar@phoenix.gov>
Cc: Susan E Roger <susan.roger@phoenix.gov>; Alicia H Rubio <alicia.rubio@phoenix.gov>; Alicia R Springs <alicia.springs@phoenix.gov>
Subject: RE: 2022-2023 Housing and Urban Development (HUD) Consolidated Annual Performance Evaluation Report (CAPER) - 15-day Public Comment Period

Thank you Rosemary. Can you forward Susan and I the people you sent the information to?

Have a wonderful day,

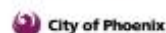
Tennille Burton, Grants Compliance Supervisor

Office: 602-534-1181 • tennille.burton@phoenix.gov



**NEIGHBORHOOD
SERVICES
DEPARTMENT**
Administrative Services Division

200 West Washington Street
Phoenix, Arizona, 85003
Internet: <http://phoenix.gov/NSD>



City of Phoenix

"Dedicated to Making Phoenix a Community of Desirable Neighborhoods,
by Preserving, Enhancing and Engaging Phoenix Neighborhoods"

From: Rosemary Aguilar <rosemary.aguilar@phoenix.gov>

Sent: Thursday, August 24, 2023 12:14 PM

To: Tennille Burton <tennille.burton@phoenix.gov>

Cc: Susan E Roger <susan.roger@phoenix.gov>; Alicia H Rubio <alicia.rubio@phoenix.gov>; Alicia R Springs <alicia.springs@phoenix.gov>

Subject: RE: 2022-2023 Housing and Urban Development (HUD) Consolidated Annual Performance Evaluation Report (CAPER) - 15-day Public Comment Period

Hi Tennille,

I was able to send out to 23 individuals.

Thank you,


Rosemary Aguilar-Razo, Grants Compliance Project Manager

Office: 602-256-3493 • rosemary.aguilar@phoenix.gov



**NEIGHBORHOOD
SERVICES
DEPARTMENT**
Administrative Services Division

200 West Washington Street
Phoenix, Arizona, 85003
Internet: <http://phoenix.gov/NSD>



City of Phoenix

"Dedicated to Making Phoenix a Community of Desirable Neighborhoods,
by Preserving, Enhancing and Engaging Phoenix Neighborhoods"

From: Tennille Burton <tennille.burton@phoenix.gov>

Sent: Thursday, August 24, 2023 11:11 AM

Cc: Susan E Roger <susan.roger@phoenix.gov>; Alicia H Rubio <alicia.rubio@phoenix.gov>; Alicia R Springs <alicia.springs@phoenix.gov>; Rosemary Aguilar <rosemary.aguilar@phoenix.gov>

Subject: 2022-2023 Housing and Urban Development (HUD) Consolidated Annual Performance Evaluation Report (CAPER) - 15-day Public Comment Period

Importance: High

Hi Everyone,

It is that time of year again to report all the amazing work we have all been able to accomplish relative to CDBG, HOME, HOPWA and ESG HUD funding. The 2022-2023 draft CAPER will be available for the required 15-day public comment period beginning on Monday, August 28th through Monday, September 11th. Please distribute this email/ information to all your email lists, community partners, and stakeholders and let Susan Roger and I know the number of individuals this email went out to. Below will outline where the draft report can be located and who the public should direct questions to. Please let Susan and I know if you have any questions; we are happy to assist.



City of Phoenix, Neighborhood Services Department

READY FOR REVIEW: CONSOLIDATED ANNUAL PERFORMANCE AND EVALUATION REPORT

The city of Phoenix has prepared its annual Consolidated Annual Performance and Evaluation Report (CAPER) for fiscal year 2022-2023. The report describes the city's accomplishments in applying federal funds, from the U.S. Department of Housing and Urban Development (HUD), to meet the housing and community development goals as outlined in the 2022-2023 Annual Action Plan. The draft report will be available for public review and comment from Monday, August 28 through Monday, September 11, 2023.

Please visit <https://www.phoenix.gov/nsd/reports> to review the report.

For further information, contact Tennille Burton at 602-534-1181 or grants.nsd@phoenix.gov.

To receive this information in an alternative format, contact the Neighborhood Services Department ADA liaison at 602-534-2139 or TTY 602-495-0685.



Departamento de Servicios a los Vecindarios de la Ciudad de Phoenix

LISTO PARA LA REVISIÓN: INFORME ANUAL CONSOLIDADO DE DESEMPEÑO Y EVALUACIÓN

La municipalidad de Phoenix ha preparado su Informe Anual Consolidado de Desempeño y Evaluación (CAPER por sus siglas en inglés) para el año fiscal 2022-2023. El informe describe los logros de la municipalidad en la aplicación de fondos federales, del Departamento de Vivienda y Desarrollo Urbano de los Estados Unidos (HUD, por sus siglas en inglés) para cumplir con los objetivos de vivienda y desarrollo comunitario según se delinea en el Plan de Acción Anual 2022-2023. El borrador del informe estará disponible para revisión y comentario público del lunes 28 de agosto al lunes 11 de septiembre de 2023.

Favor de visitar el sitio <https://www.phoenix.gov/nsd/reports> para revisar la información.

Para obtener más información, póngase en contacto con Tennille Burton al 602-534-1181 o grants.nsd@phoenix.gov.

Para recibir esta información en un formato alternativo, comuníquese con el contacto ADA del Departamento de Servicios a los Vecindarios al 602-534-2139 o TTY 602-495-0685.

Have a wonderful day,

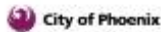
Tennille Burton, Grants Compliance Supervisor

Office: 602-534-1181 • tennille.burton@phoenix.gov



**NEIGHBORHOOD
SERVICES
DEPARTMENT**
Administrative Services Division

200 West Washington Street
Phoenix, Arizona, 85003
Internet: <http://phoenix.gov/NSD>



City of Phoenix

"Dedicated to Making Phoenix a Community of Desirable Neighborhoods,
by Preserving, Enhancing and Engaging Phoenix Neighborhoods"

From: [Alicia H Rubio](#)
To: [Tennille Burton](#); [Susan F Roger](#)
Subject: CAPER Public Review and Public Comment
Date: Thursday, August 24, 2023 12:56:41 PM
Attachments: [image001.png](#)
[image002.png](#)
[image003.png](#)
[image004.png](#)

Ladies – Here is my email. I inadvertently duplicated the email addresses. I don't have any other email list I can send to. Thank you.

Alicia H. Rubio, Grants Compliance Project Manager
602-262-6286 • alicia.rubio@phoenix.gov



From: NSD CDBG RFP
Sent: Thursday, August 24, 2023 12:29 PM
To: Amy Nordstrom Jones <amy.nordstrom.jones@phoenix.gov>; Amy Porterfield <APorterfield@saavi.us>; Amy Holstein <amy.holstein@flocrit.org>; Luis Raygoza <Luis.Raygoza@cplc.org>; Aimee Runyon <aimee@alphx.org>; Berenice Felix-Baca <berenice.felix-baca@phoenix.gov>; dbogart@hycaz.org; Doug Kremer <doug.kremer@bgcaz.org>; Emily Denes <emily.denes@bgcaz.org>; Alissa Robinson <a.robinson@homewardboundaz.org>; dbogart@hycaz.org; Paula Skillicorn <paula.skillicorn@tigermountainfoundation.org>; Susan Wiltfong <swiltfong@bbbsaz.org>; Eva Williams <ewilliams@valleylifeaz.org>; Zona Pacheco <zona.pacheco@phoenix.gov>; Stanko Zovko <Stanko.Zovko@phoenix.gov>; Carlos J Zubiata <carlos.zubiata@phoenix.gov>
Cc: Amy Nordstrom Jones <amy.nordstrom.jones@phoenix.gov>; Amy Porterfield <APorterfield@saavi.us>; Amy Holstein <amy.holstein@flocrit.org>; Luis Raygoza <Luis.Raygoza@cplc.org>; Aimee Runyon <aimee@alphx.org>; Berenice Felix-Baca <berenice.felix-baca@phoenix.gov>; dbogart@hycaz.org; Doug Kremer <doug.kremer@bgcaz.org>; Emily Denes <emily.denes@bgcaz.org>; Alissa Robinson <a.robinson@homewardboundaz.org>; dbogart@hycaz.org; Paula Skillicorn <paula.skillicorn@tigermountainfoundation.org>; Susan Wiltfong <swiltfong@bbbsaz.org>; Eva Williams <ewilliams@valleylifeaz.org>; Zona Pacheco <zona.pacheco@phoenix.gov>; Stanko Zovko <Stanko.Zovko@phoenix.gov>; Carlos J Zubiata <carlos.zubiata@phoenix.gov>
Subject: CAPER Public Review and Public Comment

Hi Everyone,

It is that time of year again to report all the amazing work we have all been able to accomplish relative to CDBG, HOME, HOPWA and ESG HUD funding. The 2022-2023 draft CAPER will be available for the required 15-day public comment period beginning on Monday, August 28th through Monday, September 11th. Please distribute this email/information to all your email lists, community partners, and stakeholders and let Susan Roger and I know the number of individuals this email went out to. Below will outline where the draft report can be located and who the public should direct questions to. Please let Susan and I know if you have any questions; we are happy to assist.



City of Phoenix, Neighborhood Services Department

READY FOR REVIEW: CONSOLIDATED ANNUAL PERFORMANCE AND EVALUATION REPORT

The city of Phoenix has prepared its annual Consolidated Annual Performance and Evaluation Report (CAPER) for fiscal year 2022-2023. The report describes the city's accomplishments in applying federal funds, from the U.S. Department of Housing and Urban Development (HUD), to meet the housing and community development goals as outlined in the 2022-2023 Annual Action Plan. The draft report will be available for public review and comment from Monday, August 28 through Monday, September 11, 2023.

Please visit <https://www.phoenix.gov/nsd/reports> to review the report.

For further information, contact Tennille Burton at 602-534-1181 or grants.nsd@phoenix.gov.

To receive this information in an alternative format, contact the Neighborhood Services Department ADA liaison at 602-534-2139 or TTY 602-495-0685.



Departamento de Servicios a los Vecindarios de la Ciudad de Phoenix

LISTO PARA LA REVISIÓN: INFORME ANUAL CONSOLIDADO DE DESEMPEÑO Y EVALUACIÓN

La municipalidad de Phoenix ha preparado su Informe Anual Consolidado de Desempeño y Evaluación (CAPER por sus siglas en inglés) para el año fiscal 2022-2023. El informe describe los logros de la municipalidad en la aplicación de fondos federales, del Departamento de Vivienda y Desarrollo Urbano de los Estados Unidos (HUD, por sus siglas en inglés) para cumplir con los objetivos de vivienda y desarrollo comunitario según se delinea en el Plan de Acción Anual 2022-2023. El borrador del informe estará disponible para revisión y comentario público del lunes 28 de agosto al lunes 11 de septiembre de 2023.

Favor de visitar el sitio <https://www.phoenix.gov/nsd/reports> para revisar la información.

Para obtener más información, póngase en contacto con Tennille Burton al 602-534-1181 o grants.nsd@phoenix.gov.

Para recibir esta información en un formato alternativo, comuníquese con el contacto ADA del Departamento de Servicios a los Vecindarios al 602-534-2139 o TTY 602-495-0685.

Alicia H. Rubio, Grants Compliance Project Manager
602-262-6286 • alicia.rubio@phoenix.gov



From: [Alicia R. Springs](#)
Bcc: [Gwen Relf](#); [Tracy Hudson](#); [Angela Boozer](#); [Michael Kelly](#)
Subject: PLEASE SHARE: 2022-2023 Housing and Urban Development (HUD) Consolidated Annual Performance Evaluation Report (CAPER) - 15-day Public Comment Period
Date: Thursday, August 24, 2023 2:52:00 PM
Attachments: [image001.png](#)
[image002.png](#)
[image003.png](#)



City of Phoenix, Neighborhood Services Department

READY FOR REVIEW: CONSOLIDATED ANNUAL PERFORMANCE AND EVALUATION REPORT

The city of Phoenix has prepared its annual Consolidated Annual Performance and Evaluation Report (CAPER) for fiscal year 2022-2023. The report describes the city's accomplishments in applying federal funds, from the U.S. Department of Housing and Urban Development (HUD), to meet the housing and community development goals as outlined in the 2022-2023 Annual Action Plan. The draft report will be available for public review and comment from Monday, August 28 through Monday, September 11, 2023.

Please visit <https://www.phoenix.gov/nsd/reports> to review the report.

For further information, contact Tennille Burton at 602-534-1181 or grants.nsd@phoenix.gov.

To receive this information in an alternative format, contact the Neighborhood Services Department ADA liaison at 602-534-2139 or TTY 602-495-0685.



Departamento de Servicios a los Vecindarios de la Ciudad de Phoenix

LISTO PARA LA REVISIÓN: INFORME ANUAL CONSOLIDADO DE DESEMPEÑO Y EVALUACIÓN

La municipalidad de Phoenix ha preparado su Informe Anual Consolidado de Desempeño y Evaluación (CAPER por sus siglas en inglés) para el año fiscal 2022-2023. El informe describe los logros de la municipalidad en la aplicación de fondos

federales, del Departamento de Vivienda y Desarrollo Urbano de los Estados Unidos (HUD, por sus siglas en inglés) para cumplir con los objetivos de vivienda y desarrollo comunitario según se delinea en el Plan de Acción Anual 2022-2023. El borrador del informe estará disponible para revisión y comentario público del lunes 28 de agosto al lunes 11 de septiembre de 2023.

Favor de visitar el sitio <https://www.phoenix.gov/nsd/reports> para revisar la información.

Para obtener más información, póngase en contacto con Tennille Burton al 602-534-1181 o grants.nsd@phoenix.gov.

Para recibir esta información en un formato alternativo, comuníquese con el contacto ADA del Departamento de Servicios a los Vecindarios al 602-534-2139 o TTY 602-495-0685.

Alicia Springs, Grants Compliance Project Manager

Office: 602-495-7509 • Alicia.Springs@phoenix.gov



**NEIGHBORHOOD
SERVICES
DEPARTMENT**

Administrative Services Division

200 West Washington Street
Phoenix, Arizona, 85003
Internet: <http://phoenix.gov/NSD>



City of Phoenix

**"Dedicated to Making Phoenix a Community of Desirable Neighborhoods,
by Preserving, Enhancing and Engaging Phoenix Neighborhoods"**

phoenix.gov/nsl/reports

2022-2023 Annual Action Plan (draft for public comment) [VIEW RESOURCE](#)

2022-2023 Annual Action Plan Amendment (November 2022) [VIEW RESOURCE](#)

2021-2022 Annual Action Plan (draft) [VIEW RESOURCE](#)

2020-2021 Annual Action Plan [VIEW RESOURCE](#)

Consolidated Annual Performance Evaluation Report (CAPER)

The CAPER describes accomplishments achieved by using Federal Funds during the most recent program year. General-Fundaid programs that leverage HUD funds to address the social needs of residents are included. The purpose of this report is to measure Phoenix's success in meeting the priority needs, goals and strategies described in both the City's five-year HUD Consolidated Plan and Annual Action Plan.

2022-2023 CAPER (draft) [VIEW RESOURCE](#)

2021-2022 CAPER (draft) [VIEW RESOURCE](#)

2020-2021 CAPER [VIEW RESOURCE](#)

2019-2020 CAPER [VIEW RESOURCE](#)

2018-2019 CAPER [VIEW RESOURCE](#)

Analysis of Impediments to Fair Housing Choice (AI)

The Analysis of Impediments to Fair Housing Choice presents a demographic profile of Phoenix, assesses the extent of housing needs among specific income groups, and evaluates the range of available housing choices for residents. The AI also analyzes the conditions in the private market and public sector that may limit the range of housing choices or impede a person's access to housing. More importantly, this AI identifies impediments that may prevent equal housing access and develops solutions to mitigate or remove such impediments.

2020 [VIEW RESOURCE](#)

2017-2021 [VIEW RESOURCE](#)

9:30 AM 8/28/2023

PR03 - CDBG Activity Summary 2022-23



U.S. Department of Housing and Urban Development
 Office of Community Planning and Development
 Integrated Disbursement and Information System
 CDBG Activity Summary Report (GPR) for Program Year 2022
 PHOENIX

Date: 08-Nov-2023
 Time: 12:51
 Page: 1

PGM Year: 2014
Project: 0018 - Neighborhood Economic Development
IDIS Activity: 3967 - NSD- Neighborhood Economic and Commercial Development
Status: Completed 12/27/2022 12:00:00 AM
Location: 200 W Washington St Phoenix, AZ 85003-1611
Objective: Create economic opportunities
Outcome: Sustainability
Matrix Code: Rehab; Publicly or Privately-Owned Commercial/Industrial (14E)
National Objective: LMA

Activity to prevent, prepare for, and respond to Coronavirus: No

Initial Funding Date: 11/05/2014

Description:

CDBG funds are used for program implementation costs for revitalization and neighborhood economic development projects, such as storefront and commercial redevelopment.

Financing

	Fund Type	Grant Year	Grant	Funded Amount	Drawn In Program Year	Drawn Thru Program Year
CDBG	EN	Pre-2015		\$568,798.44	\$0.00	\$0.00
		2012	B12MC040502		\$0.00	\$152,765.00
		2013	B13MC040502		\$0.00	\$163,309.00
		2014	B14MC040502		\$0.00	\$252,724.44
		2015	B15MC040502	\$610,095.18	\$0.00	\$610,095.18
	PI			\$10,978.00	\$0.00	\$10,978.00
Total	Total			\$1,189,871.62	\$0.00	\$1,189,871.62

Proposed Accomplishments

Businesses : 1
 Total Population in Service Area: 675
 Census Tract Percent Low / Mod: 77.80

Annual Accomplishments

Years	Accomplishment Narrative	# Benefiting
2014	Staff is currently working on the Parascandola Trust project, which consists of new stucco, new paint, windows, lighting, new gutter and signage. The project is in the environmental stage.	
2015	Staff is currently working on the Parascandola Trust project, which consists of new stucco, new paint, windows, lighting, new gutter and signage. To date, a contractor has been procured, NTP has been issued and project work has underway.	
2016	During 2016 CDBG funds for Neighborhood Economic Development were implemented to enhance and increase community business outreach. Such efforts were directed to provide commercial assistance for storefront improvements which serve low and moderate designated communities. Staff provided technical assistance to local businesses to increase their community service and outreach. Brochures were developed and internet application services were marketed to increase participation. Currently there are seven potential projects navigating through the conceptual phase which will lead to eventual construction.	



U.S. Department of Housing and Urban Development
 Office of Community Planning and Development
 Integrated Disbursement and Information System
 CDBG Activity Summary Report (GPR) for Program Year 2022
 PHOENIX

Date: 08-Nov-2023
 Time: 12:51
 Page: 2

Years	Accomplishment Narrative	# Benefiting
2017	During FY 2017-2018 CDBG funds for Neighborhood Economic Development were implemented to enhance and increase community business outreach. Efforts were directed to inform and educate commercial property owners, with properties located in low and moderate income census tracts areas, about the Neighborhood Commercial Revitalization Operation Patch & Paint (OPP) Program, which provides financial assistance for storefront improvements. Conceptual plans and the development of scopes of work were initiated for two new OPP projects which should begin construction in early 2019. Five new OPP applications were submitted during this past fiscal year and are currently navigating through the conceptual design phase for project approval.	
2018	FY 2018-19 Conceptual plans and development of scopes of work were initiated on four (4) new OPP projects. Two (2) of these projects should begin construction in late 2019. One (1) project from FY 2016-17 should also begin construction in late 2019. The remaining two (2) projects from FY 2018-19 should begin construction in 2020. Additionally, one (1) OPP project issued a notice to proceed to start construction in FY 2018-2019 and will be completed in September 2019. One (1) new OPP application was submitted during this past fiscal year and is currently navigating through the conceptual design phase for project approval.	
2019	The Operation Paint & Patch Program (Neighborhood Commercial Rehabilitation) completed 3 projects, 1) Eastlake Mortuary - A local landmark that has been serving the community since the 1950's received a new parking lot, retention basin, new landscaping, replacement of exterior light fixtures and new exterior paint. 2) Wag N Wash Natural Pet Food & Grooming - A healthy pet center, locally owned since 2006 received exterior paint, a new roof and a new HVAC system. 3) Roland's Market - An adaptive reuse 100 year old building, located in the heart of Phoenix received exterior facade improvements with an outdoor patio, landscaping, front railing and planters. 4) Ageez Hair Centre, Pending completion i	
2020	The Operation Paint & Patch Program (Neighborhood Commercial Rehabilitation) completed 1 project. Ageez Hair Centre which consisted of minor exterior repairs, modifications to a canopy cover and upgraded electrical throughout the commercial building.	
2021	In the Neighborhood Commercial Development program, outreach efforts were ongoing this year with a focus in the 27th Avenue Corridor, the North Mountain Redevelopment Area, and Choice Neighborhoods. Zero projects were completed in FY21-22. There are three projects finalizing plan submittals, permitting and bidding with an estimated construction completion in FY22-23.	



U.S. Department of Housing and Urban Development
 Office of Community Planning and Development
 Integrated Disbursement and Information System
 CDBG Activity Summary Report (GPR) for Program Year 2022
 PHOENIX

Date: 08-Nov-2023
 Time: 12:51
 Page: 3

PGM Year: 2014
Project: 0019 - Infrastructure & Enhancement
IDIS Activity: 4061 - Enhancement Project Costs

Status: Completed 10/25/2022 12:00:00 AM
Location: 200 W Washington St Phoenix, AZ 85003-1611
Objective: Create suitable living environments
Outcome: Availability/accessibility
Matrix Code: Parks, Recreational Facilities (03F) **National Objective:** LMA

Activity to prevent, prepare for, and respond to Coronavirus: No

Initial Funding Date: 01/21/2016

Description:

Funds will be used to support individual Enhancement Projects, which will be set up separately.

Financing

	Fund Type	Grant Year	Grant	Funded Amount	Drawn In Program Year	Drawn Thru Program Year
CDBG	EN	2015	B15MC040502	\$265,127.52	\$0.00	\$265,127.52
	PI			\$4,603.00	\$0.00	\$4,603.00
Total	Total			\$269,730.52	\$0.00	\$269,730.52

Proposed Accomplishments

Total Population in Service Area: 6,705
 Census Tract Percent Low / Mod: 73.97

Annual Accomplishments

Years	Accomplishment Narrative	# Benefiting
2019	Activity will remain open to address due diligence for active Enhancement Projects using 2015 funds.	
2020	Activity will remain open to address due diligence for active Enhancement Projects; no accomplishments to report.	
2021	Accomplishments/ data for this activity are tied to activity #4077. Activity #4061 is closed.	



U.S. Department of Housing and Urban Development
 Office of Community Planning and Development
 Integrated Disbursement and Information System
 CDBG Activity Summary Report (GPR) for Program Year 2022
 PHOENIX

Date: 08-Nov-2023
 Time: 12:51
 Page: 4

PGM Year: 2016
Project: 0003 - CDBG Public Services RFP
IDIS Activity: 4115 - Foundation for Blind Children - Vision Rehabilitation Services
Status: Completed 4/18/2023 12:00:00 AM
Location: 1234 E Northern Ave Phoenix, AZ 85020-4274
Objective: Create economic opportunities
Outcome: Availability/accessibility
Matrix Code: Services for Persons with Disabilities (05B)
National Objective: LMC

Activity to prevent, prepare for, and respond to Coronavirus: No

Initial Funding Date: 11/03/2016

Description:

Agency will use CDBG funds for their Vision Rehabilitation Services program, a full time low vision clinic that serves infants, children and adults and provides comprehensive low vision evaluations, ocular health exams, rehabilitation and training with vision aides/devices. The program serves blind, visually-impaired and multi handicapped children and adults, ages infant through elderly.

Financing

	Fund Type	Grant Year	Grant	Funded Amount	Drawn In Program Year	Drawn Thru Program Year
CDBG	EN	2016	B16MC040502	\$25,000.01	\$0.01	\$25,000.01
Total	Total			\$25,000.01	\$0.01	\$25,000.01

Proposed Accomplishments

People (General) : 180

Actual Accomplishments

Number assisted:

	Owner		Renter		Total		Person	
	Total	Hispanic	Total	Hispanic	Total	Hispanic	Total	Hispanic
White:	0	0	0	0	0	0	119	0
Black/African American:	0	0	0	0	0	0	29	0
Asian:	0	0	0	0	0	0	8	0
American Indian/Alaskan Native:	0	0	0	0	0	0	6	0
Native Hawaiian/Other Pacific Islander:	0	0	0	0	0	0	0	0
American Indian/Alaskan Native & White:	0	0	0	0	0	0	2	0
Asian White:	0	0	0	0	0	0	0	0
Black/African American & White:	0	0	0	0	0	0	0	0
American Indian/Alaskan Native & Black/African American:	0	0	0	0	0	0	0	0
Other multi-racial:	0	0	0	0	0	0	75	67
Asian/Pacific Islander:	0	0	0	0	0	0	0	0
Hispanic:	0	0	0	0	0	0	0	0

PR03 - PHOENIX

Page: 4 of 408



U.S. Department of Housing and Urban Development
 Office of Community Planning and Development
 Integrated Disbursement and Information System
 CDBG Activity Summary Report (GPR) for Program Year 2022
 PHOENIX

Date: 08-Nov-2023
 Time: 12:51
 Page: 5

Total:									239	67
Female-headed Households:									0	0
<i>Income Category:</i>	Owner	Renter	Total		Person					
Extremely Low	0	0	0		43					
Low Mod	0	0	0		4					
Moderate	0	0	0		165					
Non Low Moderate	0	0	0		27					
Total	0	0	0		239					
Percent Low/Mod					88.7%					

Annual Accomplishments

Years	Accomplishment Narrative	# Benefiting
2016	Agency used CDBG funds for their Vision Rehabilitation Services program, a full time low vision clinic that serves infants, children and adults and provides comprehensive low vision evaluations, ocular health exams, rehabilitation and training with vision aides/devices. The program serves blind, visually-impaired and multi handicapped children and adults, ages infant through elderly. From July 2016 to June 2017, the agency served approximately 239 Phoenix clients (267 total clients)	
2017	Funding draw only; no new accomplishments to report; all accomplishments reported in 2016	
2022	Activity opened 3/24/2023 to facilitate final draw of .01 cents as a result of final reconciliation of 2016 funds to support final draw and close out of 2016 fund year. No accomplishments to report.	



U.S. Department of Housing and Urban Development
 Office of Community Planning and Development
 Integrated Disbursement and Information System
 CDBG Activity Summary Report (GPR) for Program Year 2022
 PHOENIX

Date: 08-Nov-2023
 Time: 12:51
 Page: 6

PGM Year: 2016
Project: 0003 - CDBG Public Services RFP
IDIS Activity: 4120 - Safe @ Home

Status: Completed 3/23/2023 12:00:00 AM
Location: 2123 S Priest Dr Tempe, AZ 85282-1102
Objective: Create suitable living environments
Outcome: Availability/accessibility
Matrix Code: Neighborhood Cleanups (05V) **National Objective:** LMA

Activity to prevent, prepare for, and respond to Coronavirus: No

Initial Funding Date: 10/21/2016

Description:

The agency will provide coordination services for volunteer groups to provide modifications to keep seniors safe in their homes including the installation for accessibility ramps, grab bars, and property clean ups.

Financing

	Fund Type	Grant Year	Grant	Funded Amount	Drawn In Program Year	Drawn Thru Program Year
CDBG	EN	2016	B16MC040502	\$14,828.56	\$0.00	\$14,828.56
Total	Total			\$14,828.56	\$0.00	\$14,828.56

Proposed Accomplishments

People (General) : 80
 Total Population in Service Area: 12,365
 Census Tract Percent Low / Mod: 62.11

Annual Accomplishments

Years	Accomplishment Narrative	# Benefiting
2016	The agency provided coordination services for 112 Phoenix residents during the program year. The agency coordinated volunteer groups who provided safety modifications to the homes including grab bars, shower seats, toilet risers, egress ramps and low-rise long-run stairs. The groups provided clean ups to the immediate area as well.	
2017	Funding draw in 2017; no new accomplishments to report; all accomplishments reported in 2016.	
2022	Activity opened to revise draw voucher for Activity ID 4120 line item to account for rounding and JE of costs to correct projects. No accomplishments to report.	



U.S. Department of Housing and Urban Development
 Office of Community Planning and Development
 Integrated Disbursement and Information System
 CDBG Activity Summary Report (GPR) for Program Year 2022
 PHOENIX

Date: 08-Nov-2023
 Time: 12:51
 Page: 7

PGM Year: 2016
Project: 0003 - CDBG Public Services RFP
IDIS Activity: 4121 - Music Education Afterschool Program

Status: Completed 3/23/2023 12:00:00 AM
Location: 1875 N Central Ave Phoenix, AZ 85004-1507
Objective: Create suitable living environments
Outcome: Availability/accessibility
Matrix Code: Youth Services (05D)
National Objective: LMC

Activity to prevent, prepare for, and respond to Coronavirus: No

Initial Funding Date: 10/21/2016

Description:

The agency provides low to no cost music education instruction to children from low- and moderate-income families.

Financing

	Fund Type	Grant Year	Grant	Funded Amount	Drawn In Program Year	Drawn Thru Program Year
CDBG	EN	2016	B16MC040502	\$24,997.52	\$0.00	\$24,997.52
Total	Total			\$24,997.52	\$0.00	\$24,997.52

Proposed Accomplishments

People (General) : 100

Actual Accomplishments

Number assisted:

	Owner		Renter		Total		Person	
	Total	Hispanic	Total	Hispanic	Total	Hispanic	Total	Hispanic
White:	0	0	0	0	0	0	203	195
Black/African American:	0	0	0	0	0	0	30	0
Asian:	0	0	0	0	0	0	5	0
American Indian/Alaskan Native:	0	0	0	0	0	0	11	8
Native Hawaiian/Other Pacific Islander:	0	0	0	0	0	0	0	0
American Indian/Alaskan Native & White:	0	0	0	0	0	0	0	0
Asian White:	0	0	0	0	0	0	4	0
Black/African American & White:	0	0	0	0	0	0	2	0
American Indian/Alaskan Native & Black/African American:	0	0	0	0	0	0	0	0
Other multi-racial:	0	0	0	0	0	0	53	49
Asian/Pacific Islander:	0	0	0	0	0	0	0	0
Hispanic:	0	0	0	0	0	0	0	0
Total:	0	0	0	0	0	0	308	252

PR03 - PHOENIX

Page: 7 of 408



U.S. Department of Housing and Urban Development
 Office of Community Planning and Development
 Integrated Disbursement and Information System
 CDBG Activity Summary Report (GPR) for Program Year 2022
 PHOENIX

Date: 08-Nov-2023
 Time: 12:51
 Page: 8

Female-headed Households:				0	0	0
Income Category:	Owner	Renter	Total	Person		
Extremely Low	0	0	0	138		
Low Mod	0	0	0	87		
Moderate	0	0	0	83		
Non Low Moderate	0	0	0	0		
Total	0	0	0	308		
Percent Low/Mod	100.0%					

Annual Accomplishments

Years	Accomplishment Narrative	# Benefiting
2016	The agency provided more than 300 music students from low- and moderate-income Phoenix families with low- or no-cost music lessons.	
2017	Funding draw only in 2017; all accomplishments reported in 2016.	
2022	Activity opened to revise draw voucher for Activity ID 4121 line item to account for rounding and JE of costs to correct projects. No Accomplishments to report.	



U.S. Department of Housing and Urban Development
 Office of Community Planning and Development
 Integrated Disbursement and Information System
 CDBG Activity Summary Report (GPR) for Program Year 2022
 PHOENIX

Date: 08-Nov-2023
 Time: 12:51
 Page: 9

PGM Year: 2016
Project: 0003 - CDBG Public Services RFP
IDIS Activity: 4122 - Center Services for Children and Youth
Status: Completed 3/23/2023 12:00:00 AM
Location: PO Box 20156 Phoenix, AZ 85036-0156
Objective: Create suitable living environments
Outcome: Availability/accessibility
Matrix Code: Youth Services (05D)
National Objective: LMC

Activity to prevent, prepare for, and respond to Coronavirus: No

Initial Funding Date: 10/21/2016

Description:

The agency provides mental health services and other related support services for children who have experienced domestic violence in the home.

Financing

	Fund Type	Grant Year	Grant	Funded Amount	Drawn In Program Year	Drawn Thru Program Year
CDBG	EN	2016	B16MC040502	\$19,999.98	\$0.00	\$19,999.98
Total	Total			\$19,999.98	\$0.00	\$19,999.98

Proposed Accomplishments

People (General) : 100

Actual Accomplishments

Number assisted:

	Owner		Renter		Total		Person	
	Total	Hispanic	Total	Hispanic	Total	Hispanic	Total	Hispanic
White:	0	0	0	0	0	0	140	78
Black/African American:	0	0	0	0	0	0	146	13
Asian:	0	0	0	0	0	0	3	0
American Indian/Alaskan Native:	0	0	0	0	0	0	12	2
Native Hawaiian/Other Pacific Islander:	0	0	0	0	0	0	3	2
American Indian/Alaskan Native & White:	0	0	0	0	0	0	1	1
Asian White:	0	0	0	0	0	0	0	0
Black/African American & White:	0	0	0	0	0	0	12	0
American Indian/Alaskan Native & Black/African American:	0	0	0	0	0	0	0	0
Other multi-racial:	0	0	0	0	0	0	94	76
Asian/Pacific Islander:	0	0	0	0	0	0	0	0
Hispanic:	0	0	0	0	0	0	0	0
Total:	0	0	0	0	0	0	411	172

PR03 - PHOENIX

Page: 9 of 408



U.S. Department of Housing and Urban Development
 Office of Community Planning and Development
 Integrated Disbursement and Information System
 CDBG Activity Summary Report (GPR) for Program Year 2022
 PHOENIX

Date: 08-Nov-2023
 Time: 12:51
 Page: 10

Female-headed Households:				0	0	0
Income Category:	Owner	Renter	Total	Person		
Extremely Low	0	0	0	21		
Low Mod	0	0	0	135		
Moderate	0	0	0	373		
Non Low Moderate	0	0	0	0		
Total	0	0	0	529		
Percent Low/Mod	100.0%					

Annual Accomplishments

Years	Accomplishment Narrative	# Benefiting
2016	The agency served 370 youth during the program year.	
2017	The agency served 370 youth during the program year.	
2022	Activity opened to revise draw voucher for Activity ID 4122 line item to account for rounding and JE of costs to correct projects. No Accomplishments to report.	



U.S. Department of Housing and Urban Development
 Office of Community Planning and Development
 Integrated Disbursement and Information System
 CDBG Activity Summary Report (GPR) for Program Year 2022
 PHOENIX

Date: 08-Nov-2023
 Time: 12:51
 Page: 11

PGM Year: 2016
Project: 0003 - CDBG Public Services RFP
IDIS Activity: 4134 - Southwest Human Development/ Raising A Reader
Status: Completed 3/23/2023 12:00:00 AM
Location: 2850 N 24th St Phoenix, AZ 85008-1004
Objective: Create suitable living environments
Outcome: Availability/accessibility
Matrix Code: Youth Services (05D)
National Objective: LMC

Activity to prevent, prepare for, and respond to Coronavirus: No

Initial Funding Date: 10/19/2016

Description:

CDBG funds will be used to provide a reading program to develop, practice and strength young children's reading skills.

Financing

	Fund Type	Grant Year	Grant	Funded Amount	Drawn In Program Year	Drawn Thru Program Year
CDBG	EN	2016	B16MC040502	\$21,492.67	\$0.00	\$21,492.67
Total	Total			\$21,492.67	\$0.00	\$21,492.67

Proposed Accomplishments

People (General) : 60

Actual Accomplishments

Number assisted:

	Owner		Renter		Total		Person	
	Total	Hispanic	Total	Hispanic	Total	Hispanic	Total	Hispanic
White:	0	0	0	0	0	0	74	74
Black/African American:	0	0	0	0	0	0	0	0
Asian:	0	0	0	0	0	0	2	0
American Indian/Alaskan Native:	0	0	0	0	0	0	2	0
Native Hawaiian/Other Pacific Islander:	0	0	0	0	0	0	0	0
American Indian/Alaskan Native & White:	0	0	0	0	0	0	0	0
Asian White:	0	0	0	0	0	0	2	0
Black/African American & White:	0	0	0	0	0	0	0	0
American Indian/Alaskan Native & Black/African American:	0	0	0	0	0	0	0	0
Other multi-racial:	0	0	0	0	0	0	0	0
Asian/Pacific Islander:	0	0	0	0	0	0	0	0
Hispanic:	0	0	0	0	0	0	0	0
Total:	0	0	0	0	0	0	80	74

PR03 - PHOENIX

Page: 11 of 408



U.S. Department of Housing and Urban Development
 Office of Community Planning and Development
 Integrated Disbursement and Information System
 CDBG Activity Summary Report (GPR) for Program Year 2022
 PHOENIX

Date: 08-Nov-2023
 Time: 12:51
 Page: 12

Female-headed Households:			0	0	0
Income Category:	Owner	Renter	Total	Person	
Extremely Low	0	0	0	0	
Low Mod	0	0	0	39	
Moderate	0	0	0	41	
Non Low Moderate	0	0	0	0	
Total	0	0	0	80	
Percent Low/Mod				100.0%	

Annual Accomplishments

Years	Accomplishment Narrative	# Benefiting
2016	CDBG funds were used to provide a reading program to develop, practice and strength young children's reading skills. The agency provided services to 33 children.	
2017	Southwest Human Development "Raising A Reader" reading program develops, practices and strengthens young children's reading skills. From July 2017 through December 2017, the agency provided services to 80 clients.	
2022	Activity opened to revise draw voucher for Activity ID 4134 line item to account for rounding and JE of costs to correct projects. No Accomplishments to report.	



U.S. Department of Housing and Urban Development
 Office of Community Planning and Development
 Integrated Disbursement and Information System
 CDBG Activity Summary Report (GPR) for Program Year 2022
 PHOENIX

Date: 08-Nov-2023
 Time: 12:51
 Page: 13

PGM Year: 2016
Project: 0003 - CDBG Public Services RFP
IDIS Activity: 4136 - TigerMountain Foundation / Community Building Through Community

Status: Completed 3/23/2023 12:00:00 AM **Objective:** Create suitable living environments
Location: 1234 N Central Ave Phoenix, AZ 85004-1819 **Outcome:** Availability/accessibility
Matrix Code: Youth Services (05D) **National Objective:** LMC

Activity to prevent, prepare for, and respond to Coronavirus: No

Initial Funding Date: 10/19/2016

Description:

CDBG funds will be used to offer outreach services and support services to at-risk, disconnected and disengaged youth from the community.

Financing

	Fund Type	Grant Year	Grant	Funded Amount	Drawn In Program Year	Drawn Thru Program Year
CDBG	EN	2016	B16MC040502	\$10,752.50	\$0.00	\$10,752.50
Total	Total			\$10,752.50	\$0.00	\$10,752.50

Proposed Accomplishments

People (General) : 300

Actual Accomplishments

Number assisted:

	Owner		Renter		Total		Person	
	Total	Hispanic	Total	Hispanic	Total	Hispanic	Total	Hispanic
White:	0	0	0	0	0	0	66	1
Black/African American:	0	0	0	0	0	0	85	0
Asian:	0	0	0	0	0	0	24	0
American Indian/Alaskan Native:	0	0	0	0	0	0	22	22
Native Hawaiian/Other Pacific Islander:	0	0	0	0	0	0	0	0
American Indian/Alaskan Native & White:	0	0	0	0	0	0	39	39
Asian White:	0	0	0	0	0	0	1	0
Black/African American & White:	0	0	0	0	0	0	1	0
American Indian/Alaskan Native & Black/African American:	0	0	0	0	0	0	0	0
Other multi-racial:	0	0	0	0	0	0	7	2
Asian/Pacific Islander:	0	0	0	0	0	0	0	0
Hispanic:	0	0	0	0	0	0	0	0
Total:	0	0	0	0	0	0	245	64

PR03 - PHOENIX

Page: 13 of 408



U.S. Department of Housing and Urban Development
 Office of Community Planning and Development
 Integrated Disbursement and Information System
 CDBG Activity Summary Report (GPR) for Program Year 2022
 PHOENIX

Date: 08-Nov-2023
 Time: 12:51
 Page: 14

Female-headed Households:			0	0	0
Income Category:	Owner	Renter	Total	Person	
Extremely Low	0	0	0	148	
Low Mod	0	0	0	61	
Moderate	0	0	0	36	
Non Low Moderate	0	0	0	0	
Total	0	0	0	245	
Percent Low/Mod				100.0%	

Annual Accomplishments

Years	Accomplishment Narrative	# Benefiting
2016	CDBG funds will be used to offer outreach services and support services to at-risk, disconnected and disengaged youth from the community. From August 2016 to May 2017, approximately 245 youth were served.	
2017	TigerMountain Foundation provides outreach services and support services to at-risk, disconnected and disengaged youth from the community. No new accomplishments to report; agency contract expired in 2017.	
2022	Activity opened to revise draw voucher for Activity ID 4136 line item to account for rounding and JE of costs to correct projects. No accomplishments to report.	



U.S. Department of Housing and Urban Development
 Office of Community Planning and Development
 Integrated Disbursement and Information System
 CDBG Activity Summary Report (GPR) for Program Year 2022
 PHOENIX

Date: 08-Nov-2023
 Time: 12:51
 Page: 15

PGM Year: 2016
Project: 0010 - CDBG Demolition
IDIS Activity: 4144 - Demolition - Interim Blight Elimination Board Up
Status: Completed 3/23/2023 12:00:00 AM
Location: 200 W Washington St Phoenix, AZ 85003-1611
Objective: Create suitable living environments
Outcome: Sustainability
Matrix Code: Clearance and Demolition (04)
National Objective: SBS

Activity to prevent, prepare for, and respond to Coronavirus: No

Initial Funding Date: 10/21/2016

Description:

The program will fund the clearance and demolition of blighted, un-inhabitable structures in low income neighborhoods.

Financing

	Fund Type	Grant Year	Grant	Funded Amount	Drawn In Program Year	Drawn Thru Program Year
CDBG	EN	2016	B16MC040502	\$354,384.62	\$0.00	\$354,384.62
Total	Total			\$354,384.62	\$0.00	\$354,384.62

Proposed Accomplishments

Housing Units : 7

Annual Accomplishments

Years	Accomplishment Narrative	# Benefiting
2016	CDBG funds were used to clear and demolish blighted, un-inhabitable structures in low income neighborhoods. Staff submitted 23 properties for environmental clearance; 8 structures were demolished and 70 structures were boarded up.	
2017	Funding draw in 2017; accomplishments reported in 2016.	
2018	Funding draw; no accomplishments to report.	
2022	Activity opened to revise draw voucher for Activity ID 4144 line item to account for rounding and JE of costs to correct projects.	



U.S. Department of Housing and Urban Development
 Office of Community Planning and Development
 Integrated Disbursement and Information System
 CDBG Activity Summary Report (GPR) for Program Year 2022
 PHOENIX

Date: 08-Nov-2023
 Time: 12:51
 Page: 16

PGM Year: 2016
Project: 0001 - CDBG Owner Occupied Housing Rehabilitation Program
IDIS Activity: 4145 - Owner Occupied Housing Rehabilitation Program
Status: Completed 3/23/2023 12:00:00 AM
Location: 10809 N 40th St Phoenix, AZ 85028-3423
Objective: Create suitable living environments
Outcome: Availability/accessibility
Matrix Code: Rehab; Single-Unit Residential (14A)
National Objective: LMH

Activity to prevent, prepare for, and respond to Coronavirus: No

Initial Funding Date: 10/21/2016

Description:

Rehabilitation of single-family, owner-occupied homes for low- and moderate-income individuals and families in the City of Phoenix.

Financing

	Fund Type	Grant Year	Grant	Funded Amount	Drawn In Program Year	Drawn Thru Program Year
CDBG	EN	2016	B16MC040502	\$1,987,022.00	\$0.00	\$1,987,022.00
	PI			\$121,635.22	\$0.00	\$121,635.22
Total	Total			\$2,108,657.22	\$0.00	\$2,108,657.22

Proposed Accomplishments

Housing Units : 75

Actual Accomplishments

Number assisted:

	Owner		Renter		Total		Person	
	Total	Hispanic	Total	Hispanic	Total	Hispanic	Total	Hispanic
White:	89	50	0	0	89	50	0	0
Black/African American:	19	1	0	0	19	1	0	0
Asian:	0	0	0	0	0	0	0	0
American Indian/Alaskan Native:	0	0	0	0	0	0	0	0
Native Hawaiian/Other Pacific Islander:	0	0	0	0	0	0	0	0
American Indian/Alaskan Native & White:	1	0	0	0	1	0	0	0
Asian White:	1	0	0	0	1	0	0	0
Black/African American & White:	4	0	0	0	4	0	0	0
American Indian/Alaskan Native & Black/African American:	0	0	0	0	0	0	0	0
Other multi-racial:	18	15	0	0	18	15	0	0
Asian/Pacific Islander:	0	0	0	0	0	0	0	0
Hispanic:	0	0	0	0	0	0	0	0



U.S. Department of Housing and Urban Development
 Office of Community Planning and Development
 Integrated Disbursement and Information System
 CDBG Activity Summary Report (GPR) for Program Year 2022
 PHOENIX

Date: 08-Nov-2023
 Time: 12:51
 Page: 17

Total:									
Female-headed Households:									
<i>Income Category:</i>	Owner	Renter	Total	Person					
Extremely Low	45	0	45	0					
Low Mod	56	0	56	0					
Moderate	31	0	31	0					
Non Low Moderate	0	0	0	0					
Total	132	0	132	0					
Percent Low/Mod	100.0%		100.0%						

Annual Accomplishments

Years	Accomplishment Narrative	# Benefiting
2016	CDBG funds were used to provide housing rehabilitation for low and moderate income Phoenix residents.	
2017	CDBG funds used to provide housing rehabilitation for low and moderate income Phoenix residents; no new accomplishments to report; no funding drawn in 2017.	
2020	No accomplishments to report in this reporting period. A draw occurred on 11/2020.	
2021	No accomplishments to report. Final draw occurred in 9/2021.	
2022	Activity opened to revise draw voucher for Activity ID 4145 line item to account for rounding and JE of costs to correct projects.	



U.S. Department of Housing and Urban Development
 Office of Community Planning and Development
 Integrated Disbursement and Information System
 CDBG Activity Summary Report (GPR) for Program Year 2022
 PHOENIX

Date: 08-Nov-2023
 Time: 12:51
 Page: 18

PGM Year:	2016				
Project:	0003 - CDBG Public Services RFP				
IDIS Activity:	4147 - Ahwatukee Foothills YMCA - YOPAS				
Status:	Completed 4/18/2023 12:00:00 AM	Objective:	Create suitable living environments		
Location:	1030 E Liberty Ln Phoenix, AZ 85048-8461	Outcome:	Availability/accessibility		
		Matrix Code:	Senior Services (05A)	National Objective:	LMC

Activity to prevent, prepare for, and respond to Coronavirus: No

Initial Funding Date: 10/21/2016

Description:

The agency requests funds for the YMCA Outreach Programs for Ahwatukee Seniors. The program provides free support services for Ahwatukee's elderly adults and their caregivers with the goal of assisting them to maintain independent living. Services are provided by more than 140 volunteers who escort seniors who are no longer able to drive and public transportation is not suitable.

Financing

	Fund Type	Grant Year	Grant	Funded Amount	Drawn In Program Year	Drawn Thru Program Year
CDBG	EN	2016	B16MC040502	\$13,871.01	\$0.01	\$13,871.01
Total	Total			\$13,871.01	\$0.01	\$13,871.01

Proposed Accomplishments

People (General) : 100

Actual Accomplishments

Number assisted:

	Owner		Renter		Total		Person	
	Total	Hispanic	Total	Hispanic	Total	Hispanic	Total	Hispanic
White:	0	0	0	0	0	0	329	26
Black/African American:	0	0	0	0	0	0	23	0
Asian:	0	0	0	0	0	0	11	0
American Indian/Alaskan Native:	0	0	0	0	0	0	2	0
Native Hawaiian/Other Pacific Islander:	0	0	0	0	0	0	0	0
American Indian/Alaskan Native & White:	0	0	0	0	0	0	1	0
Asian White:	0	0	0	0	0	0	0	0
Black/African American & White:	0	0	0	0	0	0	0	0
American Indian/Alaskan Native & Black/African American:	0	0	0	0	0	0	0	0
Other multi-racial:	0	0	0	0	0	0	4	0
Asian/Pacific Islander:	0	0	0	0	0	0	0	0
Hispanic:	0	0	0	0	0	0	0	0

PR03 - PHOENIX

Page: 18 of 408



U.S. Department of Housing and Urban Development
 Office of Community Planning and Development
 Integrated Disbursement and Information System
 CDBG Activity Summary Report (GPR) for Program Year 2022
 PHOENIX

Date: 08-Nov-2023
 Time: 12:51
 Page: 19

Total:									370	26
Female-headed Households:									0	0
<i>Income Category:</i>	Owner	Renter	Total		Person					
Extremely Low	0	0	0		52					
Low Mod	0	0	0		99					
Moderate	0	0	0		219					
Non Low Moderate	0	0	0		0					
Total	0	0	0		370					
Percent Low/Mod					100.0%					

Annual Accomplishments

Years	Accomplishment Narrative	# Benefiting
2016	Ahwatukee Foothills YMCA - YOPAS provided services to 370 senior residents through providing transportation, help with shopping and other errands. The services provided through the YMCA allow senior residents to maintain their homes and be self-sufficient.	
2017	Funding draw in 2017; accomplishments reported in 2016.	
2022	Activity opened 3/24/2023 to facilitate final draw of .01 cents as a result of final reconciliation of 2016 funds to support final draw and close out of 2016 fund year. No accomplishments to report.	



U.S. Department of Housing and Urban Development
 Office of Community Planning and Development
 Integrated Disbursement and Information System
 CDBG Activity Summary Report (GPR) for Program Year 2022
 PHOENIX

Date: 08-Nov-2023
 Time: 12:51
 Page: 20

PGM Year: 2016
Project: 0013 - CDBG Community Economic Development Activities
IDIS Activity: 4148 - Management Technical Assistance Program
Status: Completed 3/23/2023 12:00:00 AM
Location: 200 W Washington St Phoenix, AZ 85003-1611
Objective: Create economic opportunities
Outcome: Availability/accessibility
Matrix Code: ED Technical Assistance (18B)
National Objective: LMJ

Activity to prevent, prepare for, and respond to Coronavirus: No

Initial Funding Date: 10/21/2016

Description:

The Management Technical Assistance program provides small business owners with a free business consultant to help them with their business operations. At least one job per every \$35,000 of CDBG funds will be created as a result of this program.

Financing

	Fund Type	Grant Year	Grant	Funded Amount	Drawn In Program Year	Drawn Thru Program Year
CDBG	EN	2016	B16MC040502	\$95,513.80	\$0.00	\$95,513.80
Total	Total			\$95,513.80	\$0.00	\$95,513.80

Proposed Accomplishments

Jobs : 4

Actual Accomplishments

Number assisted:

	Owner		Renter		Total		Person	
	Total	Hispanic	Total	Hispanic	Total	Hispanic	Total	Hispanic
White:	0	0	0	0	0	0	8	7
Black/African American:	0	0	0	0	0	0	1	0
Asian:	0	0	0	0	0	0	0	0
American Indian/Alaskan Native:	0	0	0	0	0	0	3	0
Native Hawaiian/Other Pacific Islander:	0	0	0	0	0	0	0	0
American Indian/Alaskan Native & White:	0	0	0	0	0	0	0	0
Asian White:	0	0	0	0	0	0	1	0
Black/African American & White:	0	0	0	0	0	0	0	0
American Indian/Alaskan Native & Black/African American:	0	0	0	0	0	0	0	0
Other multi-racial:	0	0	0	0	0	0	11	3
Asian/Pacific Islander:	0	0	0	0	0	0	0	0
Hispanic:	0	0	0	0	0	0	0	0

PR03 - PHOENIX

Page: 20 of 408



U.S. Department of Housing and Urban Development
 Office of Community Planning and Development
 Integrated Disbursement and Information System
 CDBG Activity Summary Report (GPR) for Program Year 2022
 PHOENIX

Date: 08-Nov-2023
 Time: 12:51
 Page: 21

Total:									24	10
Female-headed Households:									0	0
Income Category:	Owner	Renter	Total		Person					
Extremely Low	0	0	0		2					
Low Mod	0	0	0		5					
Moderate	0	0	0		9					
Non Low Moderate	0	0	0		6					
Total	0	0	0		22					
Percent Low/Mod					72.7%					

Annual Accomplishments

Years	Accomplishment Narrative	# Benefiting
2016	The Management Technical Assistance program provides small business owners with a free business consultant to help them with their business operations. At least one job per every \$35,000 of CDBG funds will be created as a result of this program. An RFP was issued on April 6, 2016 and award recommendations were approved by City Council in August 2016.	
2017	The Management Technical Assistance (MTA) program provides small business owners with a free, specialized business consultants that assist in providing expert knowledge on helping the small business scale it's business operations and remain a viable, thriving enterprise in Phoenix. Program outcomes are measured by seeking for every \$35,000 expended, at least on one job will be created in the aggregate of the businesses served. The RFP issued on April 6, 2016, and award recommendations approved by City Council in August 2016, had a delay in program activity due to program transition (department changes) and deployment changes. The first consultant assignment occurred in August 2017 and has served 22 businesses.	
2018	The Management Technical Assistance program provides small business owners with a free business consultant to help them with their business operations. At least one job per every \$35,000 of CDBG funds will be created as a result of this program.	
2019	A total of \$2000 was spent during the calendar year and drawn for consultant fees.	
2020	Nineteen existing businesses were assisted, but only four business had completed projects during FY 2020-21. Those businesses with completed projects were: Black Rock Boulderling Gym, a recreational/exercise business; Chino Mex, a restaurant; Got You Covered Music, Inc., an event/entertainment business; and Element Architectural Metals, a commercial and residential metalworking business.	
2021	Final draw occurred; activity is being closed with no accomplishment data to report.	
2022	Activity opened to revise draw voucher for Activity ID 4148 line item to account for rounding and JE of costs to correct projects.	



U.S. Department of Housing and Urban Development
 Office of Community Planning and Development
 Integrated Disbursement and Information System
 CDBG Activity Summary Report (GPR) for Program Year 2022
 PHOENIX

Date: 08-Nov-2023
 Time: 12:51
 Page: 22

PGM Year: 2016
Project: 0012 - CDBG Graffiti Removal
IDIS Activity: 4149 - Graffiti Removal - Area Benefit Rehab
Status: Completed 3/23/2023 12:00:00 AM
Location: 200 W Washington St Phoenix, AZ 85003-1611
Objective: Create suitable living environments
Outcome: Sustainability
Matrix Code: Other Public Improvements Not Listed in 03A-03S (03Z)
National Objective: LMA

Activity to prevent, prepare for, and respond to Coronavirus: No

Initial Funding Date: 11/03/2016

Description:

CDBG funds will be used to combat neighborhood blight by removing graffiti from public right of way passageways, parks and recreational facilities, neighborhood centers, homeless facilities, shelters, and other public facilities serving low and moderate income areas.

Financing

	Fund Type	Grant Year	Grant	Funded Amount	Drawn In Program Year	Drawn Thru Program Year
CDBG	EN	2016	B16MC040502	\$581,101.84	\$0.00	\$581,101.84
Total	Total			\$581,101.84	\$0.00	\$581,101.84

Proposed Accomplishments

Public Facilities : 5,100
 Total Population in Service Area: 34,055
 Census Tract Percent Low / Mod: 70.55

Annual Accomplishments

Years	Accomplishment Narrative	# Benefiting
2016	The City of Phoenix Graffiti program combats neighborhood blight by removing graffiti from public right of way passageways, parks and recreational facilities, neighborhood centers, homeless facilities, shelters, and other public facilities serving low and moderate income areas. From July 1, 2016 to June 30, 2017, graffiti was removed from approximately 40,045 CDBG eligible sites (a total sites: 61,012).	
2017	Funding draw in 2017; accomplishments reported in 2016.	
2022	Activity opened to revise draw voucher for Activity ID 4149 line item to account for rounding and JE of costs to correct projects.	



U.S. Department of Housing and Urban Development
 Office of Community Planning and Development
 Integrated Disbursement and Information System
 CDBG Activity Summary Report (GPR) for Program Year 2022
 PHOENIX

Date: 08-Nov-2023
 Time: 12:51
 Page: 23

PGM Year: 2016
Project: 0005 - CDBG Administration
IDIS Activity: 4150 - EOD- Fair Housing Investigations
Status: Completed 3/23/2023 12:00:00 AM
Location: ,
Objective:
Outcome:
Matrix Code: Fair Housing Activities (subject to 20% Admin Cap) (21D)
National Objective:

Activity to prevent, prepare for, and respond to Coronavirus: No

Initial Funding Date: 10/21/2016

Description:

The Phoenix Fair Housing Program provides education and training to community organizations and social service agencies on fair housing requirements and responds to related complaints.

Financing

	Fund Type	Grant Year	Grant	Funded Amount	Drawn In Program Year	Drawn Thru Program Year
CDBG	EN	2016	B16MC040502	\$260,152.50	\$0.00	\$260,152.50
Total	Total			\$260,152.50	\$0.00	\$260,152.50

Proposed Accomplishments

Actual Accomplishments

Number assisted:

	Owner		Renter		Total		Person	
	Total	Hispanic	Total	Hispanic	Total	Hispanic	Total	Hispanic
White:					0	0		
Black/African American:					0	0		
Asian:					0	0		
American Indian/Alaskan Native:					0	0		
Native Hawaiian/Other Pacific Islander:					0	0		
American Indian/Alaskan Native & White:					0	0		
Asian White:					0	0		
Black/African American & White:					0	0		
American Indian/Alaskan Native & Black/African American:					0	0		
Other multi-racial:					0	0		
Asian/Pacific Islander:					0	0		
Hispanic:					0	0		
Total:	0	0	0	0	0	0	0	0

PR03 - PHOENIX

Page: 23 of 408



U.S. Department of Housing and Urban Development
Office of Community Planning and Development
Integrated Disbursement and Information System
CDBG Activity Summary Report (GPR) for Program Year 2022
PHOENIX

Date: 08-Nov-2023
Time: 12:51
Page: 24

Female-headed Households:

0

Income Category:	Owner	Renter	Total	Person
Extremely Low			0	
Low Mod			0	
Moderate			0	
Non Low Moderate			0	
Total	0	0	0	0
Percent Low/Mod				

Annual Accomplishments

No data returned for this view. This might be because the applied filter excludes all data.



U.S. Department of Housing and Urban Development
 Office of Community Planning and Development
 Integrated Disbursement and Information System
 CDBG Activity Summary Report (GPR) for Program Year 2022
 PHOENIX

Date: 08-Nov-2023
 Time: 12:51
 Page: 25

PGM Year: 2016
Project: 0015 - CDBG Family Self Sufficiency
IDIS Activity: 4151 - Family Self Sufficiency Program
Status: Completed 3/23/2023 12:00:00 AM
Location: 200 W Washington St Phoenix, AZ 85003-1611
Objective: Create economic opportunities
Outcome: Availability/accessibility
Matrix Code: Other Public Services Not Listed in 05A-05Y, 03T (05Z)
National Objective: LMC

Activity to prevent, prepare for, and respond to Coronavirus: No

Initial Funding Date: 10/21/2016

Description:

The program provides case management assistance to families in Section 8 or public housing, as mandated by the Affordable Housing Act of 1990, to remove identified barriers to affordable housing.

Financing

	Fund Type	Grant Year	Grant	Funded Amount	Drawn In Program Year	Drawn Thru Program Year
CDBG	EN	2016	B16MC040502	\$412,829.68	\$0.00	\$412,829.68
Total	Total			\$412,829.68	\$0.00	\$412,829.68

Proposed Accomplishments

People (General) : 35

Actual Accomplishments

Number assisted:

	Owner		Renter		Total		Person	
	Total	Hispanic	Total	Hispanic	Total	Hispanic	Total	Hispanic
White:	0	0	0	0	0	0	92	66
Black/African American:	0	0	0	0	0	0	81	0
Asian:	0	0	0	0	0	0	0	0
American Indian/Alaskan Native:	0	0	0	0	0	0	0	0
Native Hawaiian/Other Pacific Islander:	0	0	0	0	0	0	1	0
American Indian/Alaskan Native & White:	0	0	0	0	0	0	0	0
Asian White:	0	0	0	0	0	0	0	0
Black/African American & White:	0	0	0	0	0	0	0	0
American Indian/Alaskan Native & Black/African American:	0	0	0	0	0	0	5	0
Other multi-racial:	0	0	0	0	0	0	1	1
Asian/Pacific Islander:	0	0	0	0	0	0	0	0
Hispanic:	0	0	0	0	0	0	0	0

PR03 - PHOENIX

Page: 25 of 408



U.S. Department of Housing and Urban Development
 Office of Community Planning and Development
 Integrated Disbursement and Information System
 CDBG Activity Summary Report (GPR) for Program Year 2022
 PHOENIX

Date: 08-Nov-2023
 Time: 12:51
 Page: 26

Total:									180	67
Female-headed Households:									0	0
<i>Income Category:</i>	Owner	Renter	Total		Person					
Extremely Low	0	0	0		96					
Low Mod	0	0	0		49					
Moderate	0	0	0		33					
Non Low Moderate	0	0	0		2					
Total	0	0	0		180					
Percent Low/Mod					98.9%					

Annual Accomplishments

Years	Accomplishment Narrative	# Benefiting
2016	This program provides case management assistance to families in Section 8 or public housing, as mandated by the Affordable Housing Act of 1990, to remove identified barriers to affordable housing. From July 2016 to June 2017, approximately 180 clients received services.	
2017	No new accomplishments to report.	
2022	Activity opened to revise draw voucher for Activity ID 4151 line item to account for rounding and JE of costs to correct projects. No accomplishments to report.	



U.S. Department of Housing and Urban Development
 Office of Community Planning and Development
 Integrated Disbursement and Information System
 CDBG Activity Summary Report (GPR) for Program Year 2022
 PHOENIX

Date: 08-Nov-2023
 Time: 12:51
 Page: 27

PGM Year: 2016
Project: 0016 - CDBG Project Delivery, Environmental and Labor Standards
IDIS Activity: 4155 - Enviro and Labor Standards

Status: Completed 4/18/2023 12:00:00 AM
Location: 200 W Washington St Phoenix, AZ 85003-1611
Objective: Create suitable living environments
Outcome: Availability/accessibility
Matrix Code: Other Public Improvements Not Listed in 03A-03S (03Z)
National Objective: LMC

Activity to prevent, prepare for, and respond to Coronavirus: No

Initial Funding Date: 10/24/2016

Description:
 Costs to fund the Environmental Quality Specialist and Labor Standards Monitor
Financing

	Fund Type	Grant Year	Grant	Funded Amount	Drawn In Program Year	Drawn Thru Program Year
CDBG	EN	2016	B16MC040502	\$448,133.39	\$0.39	\$448,133.39
Total	Total			\$448,133.39	\$0.39	\$448,133.39

Proposed Accomplishments

Actual Accomplishments

Number assisted:

	Owner		Renter		Total		Person	
	Total	Hispanic	Total	Hispanic	Total	Hispanic	Total	Hispanic
White:	0	0	0	0	0	0	0	0
Black/African American:	0	0	0	0	0	0	0	0
Asian:	0	0	0	0	0	0	0	0
American Indian/Alaskan Native:	0	0	0	0	0	0	0	0
Native Hawaiian/Other Pacific Islander:	0	0	0	0	0	0	0	0
American Indian/Alaskan Native & White:	0	0	0	0	0	0	0	0
Asian White:	0	0	0	0	0	0	0	0
Black/African American & White:	0	0	0	0	0	0	0	0
American Indian/Alaskan Native & Black/African American:	0	0	0	0	0	0	0	0
Other multi-racial:	0	0	0	0	0	0	0	0
Asian/Pacific Islander:	0	0	0	0	0	0	0	0
Hispanic:	0	0	0	0	0	0	0	0
Total:	0	0	0	0	0	0	0	0

Female-headed Households:

Total	0	0	0
-------	---	---	---

PR03 - PHOENIX

Page: 27 of 408



U.S. Department of Housing and Urban Development
 Office of Community Planning and Development
 Integrated Disbursement and Information System
 CDBG Activity Summary Report (GPR) for Program Year 2022
 PHOENIX

Date: 08-Nov-2023
 Time: 12:51
 Page: 28

Income Category:

	Owner	Renter	Total	Person
Extremely Low	0	0	0	0
Low Mod	0	0	0	0
Moderate	0	0	0	0
Non Low Moderate	0	0	0	0
Total	0	0	0	0
Percent Low/Mod				

Annual Accomplishments

Years	Accomplishment Narrative	# Benefiting
2016	Funds used to provide staff to manage environmental reviews on all CDBG-funded activities and provide labor standards monitoring on applicable projects.	
2017	Funding draw in 2017; accomplishments reported in 2016.	
2022	Activity opened 3/24/23 to facility a draw of .39 cents as a result of final reconciliation for 2016 funded activities to support final draw for 2016 funds and 2016 close out. No accomplishments to report.	



U.S. Department of Housing and Urban Development
 Office of Community Planning and Development
 Integrated Disbursement and Information System
 CDBG Activity Summary Report (GPR) for Program Year 2022
 PHOENIX

Date: 08-Nov-2023
 Time: 12:51
 Page: 29

PGM Year: 2016
Project: 0020 - CDBG Neighborhood Enhancement and Infrastructure
IDIS Activity: 4156 - Infrastructure PD Staff

Status: Completed 3/23/2023 12:00:00 AM
Location: 200 W Washington St Phoenix, AZ 85003-1611
Objective: Create suitable living environments
Outcome: Availability/accessibility
Matrix Code: Other Public Improvements Not Listed in 03A-03S (03Z)
National Objective: LMA

Activity to prevent, prepare for, and respond to Coronavirus: No

Initial Funding Date: 10/24/2016

Description:

Staff will assist the community in developing viable infrastructure projects including sidewalks, curbs, and gutters in low and moderate income census tracts.

Financing

	Fund Type	Grant Year	Grant	Funded Amount	Drawn In Program Year	Drawn Thru Program Year
CDBG	EN	2016	B16MC040502	\$126,851.87	\$0.00	\$126,851.87
Total	Total			\$126,851.87	\$0.00	\$126,851.87

Proposed Accomplishments

Total Population in Service Area: 6,780
 Census Tract Percent Low / Mod: 83.26

Annual Accomplishments

Years	Accomplishment Narrative	# Benefiting
2022	Activity opened to revise draw voucher for Activity ID 4156 line item to account for rounding and JE of costs to correct projects.	



U.S. Department of Housing and Urban Development
 Office of Community Planning and Development
 Integrated Disbursement and Information System
 CDBG Activity Summary Report (GPR) for Program Year 2022
 PHOENIX

Date: 08-Nov-2023
 Time: 12:51
 Page: 30

PGM Year:	2016		
Project:	0007 - CDBG Homeless Block - Human Services Department		
IDIS Activity:	4160 - HSD- Homeless Block		
Status:	Completed 3/23/2023 12:00:00 AM	Objective:	Create suitable living environments
Location:	200 W Washington St Phoenix, AZ 85003-1611	Outcome:	Availability/accessibility
		Matrix Code:	Operating Costs of Homeless/AIDS Patients Programs (03T)
		National Objective:	LMC

Activity to prevent, prepare for, and respond to Coronavirus: No

Initial Funding Date: 10/24/2016

Description:

The Homeless Block program is provided by two nonprofit agencies that provide homeless support services such as housing support, domestic violence, transitional housing and youth services. The allocation is split between UMOM New Day Centers and Tumbleweed Center for Youth Development.

Financing

	Fund Type	Grant Year	Grant	Funded Amount	Drawn In Program Year	Drawn Thru Program Year
CDBG	EN	2016	B16MC040502	\$123,411.72	\$0.00	\$123,411.72
Total	Total			\$123,411.72	\$0.00	\$123,411.72

Proposed Accomplishments

People (General) : 101

Actual Accomplishments

Number assisted:

	Owner		Renter		Total		Person	
	Total	Hispanic	Total	Hispanic	Total	Hispanic	Total	Hispanic
White:	0	0	0	0	0	0	81	44
Black/African American:	0	0	0	0	0	0	60	2
Asian:	0	0	0	0	0	0	1	0
American Indian/Alaskan Native:	0	0	0	0	0	0	11	2
Native Hawaiian/Other Pacific Islander:	0	0	0	0	0	0	4	1
American Indian/Alaskan Native & White:	0	0	0	0	0	0	0	0
Asian White:	0	0	0	0	0	0	0	0
Black/African American & White:	0	0	0	0	0	0	0	0
American Indian/Alaskan Native & Black/African American:	0	0	0	0	0	0	0	0
Other multi-racial:	0	0	0	0	0	0	16	0
Asian/Pacific Islander:	0	0	0	0	0	0	0	0
Hispanic:	0	0	0	0	0	0	0	0

PR03 - PHOENIX

Page: 30 of 408



U.S. Department of Housing and Urban Development
 Office of Community Planning and Development
 Integrated Disbursement and Information System
 CDBG Activity Summary Report (GPR) for Program Year 2022
 PHOENIX

Date: 08-Nov-2023
 Time: 12:51
 Page: 31

Total:									173	49
Female-headed Households:									0	0
<i>Income Category:</i>	Owner	Renter	Total		Person					
Extremely Low	0	0	0		173					
Low Mod	0	0	0		1					
Moderate	0	0	0		0					
Non Low Moderate	0	0	0		0					
Total	0	0	0		174					
Percent Low/Mod					100.0%					

Annual Accomplishments

Years	Accomplishment Narrative	# Benefiting
2016	The Homeless Block program provided by two nonprofit agencies that provide homeless support services such as housing support, domestic violence, transitional housing and youth services. The allocation is split between U MOM New Day Centers and Tumbleweed Center for Youth Development. Tumbleweed Center for Youth Development served 173 homeless youth during the program year.	
2017	Funds drawn in PY 2017/18 represent lagging expenses from previous program year. No new accomplishments were reported.	
2022	Activity opened to revise draw voucher for Activity ID 4160 line item to account for rounding and JE of costs to correct projects. No Accomplishments to report.	



U.S. Department of Housing and Urban Development
 Office of Community Planning and Development
 Integrated Disbursement and Information System
 CDBG Activity Summary Report (GPR) for Program Year 2022
 PHOENIX

Date: 08-Nov-2023
 Time: 12:51
 Page: 32

PGM Year: 2016
Project: 0005 - CDBG Administration
IDIS Activity: 4161 - CDBG Admin

Status: Completed 3/23/2023 12:00:00 AM
Location: ,
Objective:
Outcome:
Matrix Code: General Program Administration (21A) **National Objective:**

Activity to prevent, prepare for, and respond to Coronavirus: No

Initial Funding Date: 10/24/2016

Description:
 CDBG Admin

Financing

	Fund Type	Grant Year	Grant	Funded Amount	Drawn In Program Year	Drawn Thru Program Year
CDBG	EN	2016	B16MC040502	\$2,242,820.83	\$0.00	\$2,242,820.83
Total	Total			\$2,242,820.83	\$0.00	\$2,242,820.83

Proposed Accomplishments

Actual Accomplishments

Number assisted:

	Owner		Renter		Total		Person	
	Total	Hispanic	Total	Hispanic	Total	Hispanic	Total	Hispanic
White:					0	0		
Black/African American:					0	0		
Asian:					0	0		
American Indian/Alaskan Native:					0	0		
Native Hawaiian/Other Pacific Islander:					0	0		
American Indian/Alaskan Native & White:					0	0		
Asian White:					0	0		
Black/African American & White:					0	0		
American Indian/Alaskan Native & Black/African American:					0	0		
Other multi-racial:					0	0		
Asian/Pacific Islander:					0	0		
Hispanic:					0	0		
Total:	0	0	0	0	0	0	0	0
Female-headed Households:					0			

PR03 - PHOENIX

Page: 32 of 408



U.S. Department of Housing and Urban Development
Office of Community Planning and Development
Integrated Disbursement and Information System
CDBG Activity Summary Report (GPR) for Program Year 2022
PHOENIX

Date: 08-Nov-2023
Time: 12:51
Page: 33

Income Category:

	Owner	Renter	Total	Person
Extremely Low			0	
Low Mod			0	
Moderate			0	
Non Low Moderate			0	
Total	0	0	0	0
Percent Low/Mod				

Annual Accomplishments

No data returned for this view. This might be because the applied filter excludes all data.



U.S. Department of Housing and Urban Development
 Office of Community Planning and Development
 Integrated Disbursement and Information System
 CDBG Activity Summary Report (GPR) for Program Year 2022
 PHOENIX

Date: 08-Nov-2023
 Time: 12:51
 Page: 34

PGM Year: 2016
Project: 0021 - CDBG Neighborhood Revitalization Coordination
IDIS Activity: 4164 - Neighborhood Revitalization Coordination PS

Status: Completed 3/23/2023 12:00:00 AM
Location: 200 W Washington St Phoenix, AZ 85003-1611
Objective: Create suitable living environments
Outcome: Affordability
Matrix Code: Crime Awareness (05I)
National Objective: LMA

Activity to prevent, prepare for, and respond to Coronavirus: No

Initial Funding Date: 10/26/2016

Description:

CDBG funds will be used to provide neighborhood revitalization services to the city's Neighborhood Initiative Areas (NIA's), and other low and moderate income targeted areas.

Financing

	Fund Type	Grant Year	Grant	Funded Amount	Drawn In Program Year	Drawn Thru Program Year
CDBG	EN	2016	B16MC040502	\$263,720.68	\$0.00	\$263,720.68
Total	Total			\$263,720.68	\$0.00	\$263,720.68

Proposed Accomplishments

People (General) : 5,000
 Total Population in Service Area: 38,145
 Census Tract Percent Low / Mod: 73.04

Annual Accomplishments

Years	Accomplishment Narrative	# Benefiting
2016	CDBG funds were used to provide neighborhood revitalization services to the city's Neighborhood Initiative Areas (NIA's), and other low and moderate income targeted areas.	
2017	CDBG funds were used to provide neighborhood revitalization services to the city's Neighborhood Initiative Areas (NIA's), and other low and moderate income targeted areas. Funding drawn in 2017; no new accomplishment to report; all accomplishments reported in 2016.	
2022	Activity opened to revise draw voucher for Activity ID 4164 line item to account for rounding and JE of costs to correct projects. No Accomplishments to report.	



U.S. Department of Housing and Urban Development
 Office of Community Planning and Development
 Integrated Disbursement and Information System
 CDBG Activity Summary Report (GPR) for Program Year 2022
 PHOENIX

Date: 08-Nov-2023
 Time: 12:51
 Page: 35

PGM Year: 2016
Project: 0014 - CDBG Housing Department - Open Application and Operations
IDIS Activity: 4166 - Housing Department / Project Delivery

Status: Completed 4/18/2023 12:00:00 AM
Location: 200 W Washington St Phoenix, AZ 85003-1611
Objective: Create economic opportunities
Outcome: Availability/accessibility
Matrix Code: Rehab; Multi-Unit Residential (14B) **National Objective:** LMH

Activity to prevent, prepare for, and respond to Coronavirus: No

Initial Funding Date: 10/26/2016

Description:

Funds are used by the Housing Department to implement CDBG and HOME projects.

Financing

	Fund Type	Grant Year	Grant	Funded Amount	Drawn In Program Year	Drawn Thru Program Year
CDBG	EN	2016	B16MC040502	\$219,756.34	\$0.34	\$219,756.34
Total	Total			\$219,756.34	\$0.34	\$219,756.34

Proposed Accomplishments

Actual Accomplishments

Number assisted:

	Owner		Renter		Total		Person	
	Total	Hispanic	Total	Hispanic	Total	Hispanic	Total	Hispanic
White:	0	0	0	0	0	0	0	0
Black/African American:	0	0	0	0	0	0	0	0
Asian:	0	0	0	0	0	0	0	0
American Indian/Alaskan Native:	0	0	0	0	0	0	0	0
Native Hawaiian/Other Pacific Islander:	0	0	0	0	0	0	0	0
American Indian/Alaskan Native & White:	0	0	0	0	0	0	0	0
Asian White:	0	0	0	0	0	0	0	0
Black/African American & White:	0	0	0	0	0	0	0	0
American Indian/Alaskan Native & Black/African American:	0	0	0	0	0	0	0	0
Other multi-racial:	1	1	0	0	1	1	0	0
Asian/Pacific Islander:	0	0	0	0	0	0	0	0
Hispanic:	0	0	0	0	0	0	0	0
Total:	1	1	0	0	1	1	0	0
Female-headed Households:	0		0		0			

PR03 - PHOENIX

Page: 35 of 408



U.S. Department of Housing and Urban Development
 Office of Community Planning and Development
 Integrated Disbursement and Information System
 CDBG Activity Summary Report (GPR) for Program Year 2022
 PHOENIX

Date: 08-Nov-2023
 Time: 12:51
 Page: 36

Income Category:

	Owner	Renter	Total	Person
Extremely Low	0	0	0	0
Low Mod	1	0	1	0
Moderate	0	0	0	0
Non Low Moderate	0	0	0	0
Total	1	0	1	0
Percent Low/Mod	100.0%		100.0%	

Annual Accomplishments

Years	Accomplishment Narrative	# Benefiting
2016	Funds are used by the Housing Department to implement CDBG and HOME projects.	
2017	Funds drawn in 2017; accomplishments reported in 2016.	
2022	Activity reopened 3/24/2023 to draw .34 cents as a result of final reconciliation of 2016 funds and support final draw of 2016 funds and 2016 closeout. No accomplishments to report.	



U.S. Department of Housing and Urban Development
 Office of Community Planning and Development
 Integrated Disbursement and Information System
 CDBG Activity Summary Report (GPR) for Program Year 2022
 PHOENIX

Date: 08-Nov-2023
 Time: 12:51
 Page: 37

PGM Year: 2016
Project: 0013 - CDBG Community Economic Development Activities
IDIS Activity: 4169 - MTA Operations
Status: Completed 3/23/2023 12:00:00 AM
Location: 200 W Washington St Phoenix, AZ 85003-1611
Objective: Create economic opportunities
Outcome: Sustainability
Matrix Code: ED Technical Assistance (18B)
National Objective: LMCSV

Activity to prevent, prepare for, and respond to Coronavirus: No

Initial Funding Date: 10/26/2016

Description:

The Management Technical Assistance program provides small business owners with a free business consultant to help them with their business operations. This activity is for the operational activities.

Financing

	Fund Type	Grant Year	Grant	Funded Amount	Drawn In Program Year	Drawn Thru Program Year
CDBG	EN	2016	B16MC040502	\$60,974.77	\$0.00	\$60,974.77
Total	Total			\$60,974.77	\$0.00	\$60,974.77

Proposed Accomplishments

Actual Accomplishments

Number assisted:

	Owner		Renter		Total		Person	
	Total	Hispanic	Total	Hispanic	Total	Hispanic	Total	Hispanic
White:	0	0	0	0	0	0	0	0
Black/African American:	0	0	0	0	0	0	0	0
Asian:	0	0	0	0	0	0	0	0
American Indian/Alaskan Native:	0	0	0	0	0	0	0	0
Native Hawaiian/Other Pacific Islander:	0	0	0	0	0	0	0	0
American Indian/Alaskan Native & White:	0	0	0	0	0	0	0	0
Asian White:	0	0	0	0	0	0	0	0
Black/African American & White:	0	0	0	0	0	0	0	0
American Indian/Alaskan Native & Black/African American:	0	0	0	0	0	0	0	0
Other multi-racial:	0	0	0	0	0	0	0	0
Asian/Pacific Islander:	0	0	0	0	0	0	0	0
Hispanic:	0	0	0	0	0	0	0	0
Total:	0	0	0	0	0	0	0	0



U.S. Department of Housing and Urban Development
 Office of Community Planning and Development
 Integrated Disbursement and Information System
 CDBG Activity Summary Report (GPR) for Program Year 2022
 PHOENIX

Date: 08-Nov-2023
 Time: 12:51
 Page: 38

Female-headed Households:			0	0	0
Income Category:	Owner	Renter	Total	Person	
Extremely Low	0	0	0	0	
Low Mod	0	0	0	0	
Moderate	0	0	0	0	
Non Low Moderate	0	0	0	0	
Total	0	0	0	0	
Percent Low/Mod					

Annual Accomplishments

Years	Accomplishment Narrative	# Benefiting
2017	The Management Technical Assistance program provided small business owners with a free business consultant to help them with their business operations; this activity is for the operational activities. Accomplishments reported in IDIS activity 4148.	
2018	The Management Technical Assistance program provided small business owners with a free business consultant to help them with their business operations; this activity is for the operational activities. No funds drawn in this reporting period. Accomplishments reported in IDIS activity 4148.	
2022	Activity opened to revise draw voucher for Activity ID 4169 line item to account for rounding and JE of costs to correct projects.	



U.S. Department of Housing and Urban Development
 Office of Community Planning and Development
 Integrated Disbursement and Information System
 CDBG Activity Summary Report (GPR) for Program Year 2022
 PHOENIX

Date: 08-Nov-2023
 Time: 12:51
 Page: 39

PGM Year: 2016
Project: 0028 - CDBG Westwood Crime Prevention
IDIS Activity: 4170 - Westwood Crime Prevention

Status: Completed 3/23/2023 12:00:00 AM
Location: 200 W Washington St Phoenix, AZ 85003-1611
Objective: Create suitable living environments
Outcome: Availability/accessibility
Matrix Code: Crime Awareness (05I) **National Objective:** LMA

Activity to prevent, prepare for, and respond to Coronavirus: No

Initial Funding Date: 10/26/2016

Description:
 Funds will be used to provide crime prevention efforts in concentrated areas in the Westwood neighborhood.

Financing

	Fund Type	Grant Year	Grant	Funded Amount	Drawn In Program Year	Drawn Thru Program Year
CDBG	EN	2016	B16MC040502	\$12,499.97	\$0.00	\$12,499.97
Total	Total			\$12,499.97	\$0.00	\$12,499.97

Proposed Accomplishments

People (General) : 1
 Total Population in Service Area: 16,165
 Census Tract Percent Low / Mod: 70.40

Annual Accomplishments

Years	Accomplishment Narrative	# Benefiting
2016	CDBG funds were used to provide crime prevention efforts in concentrated areas in the Westwood neighborhood. Per Mountain View Police Precinct, since July 2016, they reported the following statistics: 210 arrests, 333 felony charges, 45 misdemeanor charges, 91 felony warrants cleared and 15 weapons seized; in addition to progress made with property owners regarding property maintenance and blight removal.	
2022	Activity opened to revise draw voucher for Activity ID 4170 line item to account for rounding and JE of costs to correct projects. No Accomplishments to report.	



U.S. Department of Housing and Urban Development
 Office of Community Planning and Development
 Integrated Disbursement and Information System
 CDBG Activity Summary Report (GPR) for Program Year 2022
 PHOENIX

Date: 08-Nov-2023
 Time: 12:51
 Page: 40

PGM Year: 2016
Project: 0009 - CDBG Code Enforcement
IDIS Activity: 4171 - Code Enforcement

Status: Completed 3/23/2023 12:00:00 AM
Location: 200 W Washington St Phoenix, AZ 85003-1611
Objective: Create suitable living environments
Outcome: Sustainability
Matrix Code: Code Enforcement (15)
National Objective: LMA

Activity to prevent, prepare for, and respond to Coronavirus: No

Initial Funding Date: 10/26/2016

Description:
 CDBG Funds will be used to enforce city codes in order to reduce blight.

Financing

	Fund Type	Grant Year	Grant	Funded Amount	Drawn In Program Year	Drawn Thru Program Year
CDBG	EN	Pre-2015		\$793,567.48	\$0.00	\$0.00
		2014	B14MC040502		\$0.00	\$793,567.48
		2015	B15MC040502	\$46,020.86	\$0.00	\$46,020.86
		2016	B16MC040502	\$663,800.75	\$0.00	\$663,800.75
Total	Total			\$1,503,389.09	\$0.00	\$1,503,389.09

Proposed Accomplishments

Housing Units : 500
 Total Population in Service Area: 27,445
 Census Tract Percent Low / Mod: 71.01

Annual Accomplishments

Years	Accomplishment Narrative	# Benefiting
2016	CDBG Funds will be used to enforce city codes in order to arrest blight and deterioration.	
2017	Funding draw in 2017; accomplishments reported in 2016.	
2018	No funding draw or activity in 2018.	
2022	Activity opened to revise draw voucher for Activity ID 4171 line item to account for rounding and JE of costs to correct projects.	



U.S. Department of Housing and Urban Development
 Office of Community Planning and Development
 Integrated Disbursement and Information System
 CDBG Activity Summary Report (GPR) for Program Year 2022
 PHOENIX

Date: 08-Nov-2023
 Time: 12:51
 Page: 41

PGM Year: 2016
Project: 0019 - CDBG Neighborhood Economic Development
IDIS Activity: 4173 - Neighborhood Economic Development
Status: Completed 3/23/2023 12:00:00 AM
Location: 200 W Washington St Phoenix, AZ 85003-1611
Objective: Create economic opportunities
Outcome: Sustainability
Matrix Code: Rehab; Publicly or Privately-Owned Commercial/Industrial (14E)
National Objective: LMA

Activity to prevent, prepare for, and respond to Coronavirus: No

Initial Funding Date: 10/26/2016

Description:

CDBG funds are used for program implementation costs for revitalization and neighborhood economic development projects, such as storefront and commercial redevelopment.

Financing

	Fund Type	Grant Year	Grant	Funded Amount	Drawn In Program Year	Drawn Thru Program Year
CDBG	EN	2016	B16MC040502	\$309,811.91	\$0.00	\$309,811.91
Total	Total			\$309,811.91	\$0.00	\$309,811.91

Proposed Accomplishments

Businesses : 3
 Total Population in Service Area: 27,445
 Census Tract Percent Low / Mod: 71.01

Annual Accomplishments

Years	Accomplishment Narrative	# Benefiting
2016	Operation Patch & Paint improvements at Parascandola Law Office included new stucco and paint, new storefront windows and front door, new storefront and security lighting, new gutter and downspouts, foam roof covering, a new recessed mail slot, and new aluminum letter signage. Improvements were completed in April 2017.	
2017	Funding draw down only; no new accomplishments to report in 2017.	
2022	Activity opened to revise draw voucher for Activity ID 4173 line item to account for rounding and JE of costs to correct projects. No accomplishments to report.	



U.S. Department of Housing and Urban Development
 Office of Community Planning and Development
 Integrated Disbursement and Information System
 CDBG Activity Summary Report (GPR) for Program Year 2022
 PHOENIX

Date: 08-Nov-2023
 Time: 12:51
 Page: 42

PGM Year: 2016
Project: 0018 - CDBG Homeless Prevention Rent Assistance
IDIS Activity: 4208 - Emergency Tenant Assistance Program
Status: Completed 4/18/2023 12:00:00 AM
Location: 200 W Washington St Phoenix, AZ 85003-1611
Objective: Create suitable living environments
Outcome: Availability/accessibility
Matrix Code: Subsistence Payment (05Q) **National Objective:** LMC

Activity to prevent, prepare for, and respond to Coronavirus: No

Initial Funding Date: 02/23/2017

Description:

CDBG funds will provide emergency one-time tenant assistance in the form of rent deposits, utility deposits, first month's rent and other assistance for individuals facing homelessness as a direct result of code enforcement for imminent hazards or other actions.

Financing

	Fund Type	Grant Year	Grant	Funded Amount	Drawn In Program Year	Drawn Thru Program Year
CDBG	EN	2016	B16MC040502	\$424.05	\$0.05	\$424.05
Total	Total			\$424.05	\$0.05	\$424.05

Proposed Accomplishments

People (General) : 2

Actual Accomplishments

Number assisted:

	Owner		Renter		Total		Person	
	Total	Hispanic	Total	Hispanic	Total	Hispanic	Total	Hispanic
White:	0	0	0	0	0	0	1	1
Black/African American:	0	0	0	0	0	0	0	0
Asian:	0	0	0	0	0	0	0	0
American Indian/Alaskan Native:	0	0	0	0	0	0	0	0
Native Hawaiian/Other Pacific Islander:	0	0	0	0	0	0	0	0
American Indian/Alaskan Native & White:	0	0	0	0	0	0	0	0
Asian White:	0	0	0	0	0	0	0	0
Black/African American & White:	0	0	0	0	0	0	0	0
American Indian/Alaskan Native & Black/African American:	0	0	0	0	0	0	0	0
Other multi-racial:	0	0	0	0	0	0	0	0
Asian/Pacific Islander:	0	0	0	0	0	0	0	0
Hispanic:	0	0	0	0	0	0	0	0

PR03 - PHOENIX

Page: 42 of 408



U.S. Department of Housing and Urban Development
 Office of Community Planning and Development
 Integrated Disbursement and Information System
 CDBG Activity Summary Report (GPR) for Program Year 2022
 PHOENIX

Date: 08-Nov-2023
 Time: 12:51
 Page: 43

Total:									1	1
Female-headed Households:									0	0
<i>Income Category:</i>	Owner	Renter	Total		Person					
Extremely Low	0	0	0		0					
Low Mod	0	0	0		1					
Moderate	0	0	0		0					
Non Low Moderate	0	0	0		0					
Total	0	0	0		1					
Percent Low/Mod					100.0%					

Annual Accomplishments

Years	Accomplishment Narrative	# Benefiting
2016	Emergency tenant assistance was provided to 1 individual who faced being homeless due to the physical deterioration of their living unit. The Neighborhood Preservation Code Enforcement team cited the owner for code violations. The tenant was forced to move because of the conditions.	
2017	Funding draw in 2017; accomplishments reported in 2016.	
2022	Activity opened 3/24/2023 to facilitate final draw of .05 cents as a result of final reconciliation of 2016 funds to support final draw and close out of 2016 fund year. No accomplishments to report.	



U.S. Department of Housing and Urban Development
 Office of Community Planning and Development
 Integrated Disbursement and Information System
 CDBG Activity Summary Report (GPR) for Program Year 2022
 PHOENIX

Date: 08-Nov-2023
 Time: 12:51
 Page: 44

PGM Year: 2017
Project: 0031 - CDBG Public Services RFP
IDIS Activity: 4245 - UPWARD for Children & Families Outpatient Therapy for Child
Status: Completed 7/7/2023 12:00:00 AM
Location: 6306 N 7th St Phoenix, AZ 85014-1549
Objective: Create suitable living environments
Outcome: Availability/accessibility
Matrix Code: Services for Persons with Disabilities (05B)
National Objective: LMC

Activity to prevent, prepare for, and respond to Coronavirus: No

Initial Funding Date: 11/21/2017

Description:

Agency will use CDBG funds for their music therapy program which helps children with disabilities achieve the highest quality of life by providing weekly music therapy.

Financing

	Fund Type	Grant Year	Grant	Funded Amount	Drawn In Program Year	Drawn Thru Program Year
CDBG	EN	2017	B17MC040502	\$13,735.47	\$0.00	\$13,735.47
Total	Total			\$13,735.47	\$0.00	\$13,735.47

Proposed Accomplishments

People (General) : 30

Actual Accomplishments

Number assisted:

	Owner		Renter		Total		Person	
	Total	Hispanic	Total	Hispanic	Total	Hispanic	Total	Hispanic
White:	0	0	0	0	0	0	21	7
Black/African American:	0	0	0	0	0	0	0	0
Asian:	0	0	0	0	0	0	0	0
American Indian/Alaskan Native:	0	0	0	0	0	0	0	0
Native Hawaiian/Other Pacific Islander:	0	0	0	0	0	0	0	0
American Indian/Alaskan Native & White:	0	0	0	0	0	0	0	0
Asian White:	0	0	0	0	0	0	1	0
Black/African American & White:	0	0	0	0	0	0	0	0
American Indian/Alaskan Native & Black/African American:	0	0	0	0	0	0	0	0
Other multi-racial:	0	0	0	0	0	0	0	0
Asian/Pacific Islander:	0	0	0	0	0	0	0	0
Hispanic:	0	0	0	0	0	0	0	0
Total:	0	0	0	0	0	0	22	7

PR03 - PHOENIX

Page: 44 of 408



U.S. Department of Housing and Urban Development
 Office of Community Planning and Development
 Integrated Disbursement and Information System
 CDBG Activity Summary Report (GPR) for Program Year 2022
 PHOENIX

Date: 08-Nov-2023
 Time: 12:51
 Page: 45

Female-headed Households:				0	0	0
Income Category:	Owner	Renter	Total	Person		
Extremely Low	0	0	0	22		
Low Mod	0	0	0	0		
Moderate	0	0	0	0		
Non Low Moderate	0	0	0	0		
Total	0	0	0	22		
Percent Low/Mod				100.0%		

Annual Accomplishments

Years	Accomplishment Narrative	# Benefiting
2017	UPWARD for Children & Families provides a weekly music therapy program which helps children with disabilities achieve the highest quality of life. From July 2017 through June 2018, the agency provided weekly music therapy sessions to 22 clients.	
2018	UPWARD for Children & Families provides a weekly music therapy program which helps children with disabilities achieve the highest quality of life. From July 2018 through August 2018, the agency provided weekly music therapy sessions to the previously reported 22 clients.	



U.S. Department of Housing and Urban Development
 Office of Community Planning and Development
 Integrated Disbursement and Information System
 CDBG Activity Summary Report (GPR) for Program Year 2022
 PHOENIX

Date: 08-Nov-2023
 Time: 12:51
 Page: 46

PGM Year: 2017
Project: 0029 - CDBG Demolition
IDIS Activity: 4251 - Demolition - Interim Blight Elimination Board Up
Status: Open
Location: 200 W Washington St 200 W Washington St Phoenix, AZ 85003-1611
Objective: Create suitable living environments
Outcome: Availability/accessibility
Matrix Code: Clearance and Demolition (04) **National Objective:** SBS

Activity to prevent, prepare for, and respond to Coronavirus: No

Initial Funding Date: 11/22/2017

Description:
 The program will fund the clearance and demolition of blighted, un-inhabitable structures in low income neighborhoods.

Financing

	Fund Type	Grant Year	Grant	Funded Amount	Drawn In Program Year	Drawn Thru Program Year
CDBG	EN	2017	B17MC040502	\$290,284.63	\$0.00	\$250,223.00
	PI			\$40,062.04	\$0.00	\$40,062.04
Total	Total			\$330,346.67	\$0.00	\$290,285.04

Proposed Accomplishments

Housing Units : 2

Annual Accomplishments

Years	Accomplishment Narrative	# Benefiting
2017	The program used CDBG funds to demolish blighted, un-inhabitable structures and secure open and vacant structures in low income neighborhoods.	
2018	The program used CDBG funds to demolish blighted, un-inhabitable structures in low income neighborhoods. Two properties were demolished during this accomplishment year, 2901 & 2909 E. Paradise Lane.	



U.S. Department of Housing and Urban Development
 Office of Community Planning and Development
 Integrated Disbursement and Information System
 CDBG Activity Summary Report (GPR) for Program Year 2022
 PHOENIX

Date: 08-Nov-2023
 Time: 12:51
 Page: 47

PGM Year: 2017
Project: 0028 - CDBG Code Enforcement
IDIS Activity: 4252 - Code Enforcement
Status: Completed 8/8/2023 12:00:00 AM
Location: 200 W Washington St 200 W Washington St Phoenix, AZ 85003-1611
Objective: Create suitable living environments
Outcome: Availability/accessibility
Matrix Code: Code Enforcement (15)
National Objective: LMA

Activity to prevent, prepare for, and respond to Coronavirus: No

Initial Funding Date: 11/22/2017

Description:

CDBG Funds will be used in an effort to arrest physical decline and deterioration through a targeted code enforcement strategy in the city of Phoenix. Targeted deteriorated or deteriorating areas are Garfield, South Phoenix Village, Issac, West Phoenix Revitalization Area and Target Area B.

Financing

	Fund Type	Grant Year	Grant	Funded Amount	Drawn In Program Year	Drawn Thru Program Year
CDBG	EN	2015	B15MC040502	\$116,951.51	\$0.00	\$116,951.51
		2016	B16MC040502	\$877,686.15	\$0.00	\$877,686.15
		2017	B17MC040502	\$1,675,908.68	\$0.08	\$1,675,908.68
Total	Total			\$2,670,546.34	\$0.08	\$2,670,546.34

Proposed Accomplishments

Housing Units : 100
 Total Population in Service Area: 432,635
 Census Tract Percent Low / Mod: 66.42

Annual Accomplishments

Years	Accomplishment Narrative	# Benefiting
2017	CDBB funds were used to enforce city codes in order to arrest decline and deterioration in targeted deteriorated and deteriorating areas in the city of Phoenix.	
2018	Accomplishments reported in 2017; no new accomplishments to report.	
2019	Activity opened and funded with additional \$74619.48 to accommodate final draw.	
2020	Activity reopened 9/5/18 for final draw.	
2021	No accomplishments to report. Close out activity only.	
2022	No accomplishments to report. Close out activity only.	



U.S. Department of Housing and Urban Development
 Office of Community Planning and Development
 Integrated Disbursement and Information System
 CDBG Activity Summary Report (GPR) for Program Year 2022
 PHOENIX

Date: 08-Nov-2023
 Time: 12:51
 Page: 48

PGM Year: 2017
Project: 0053 - CDBG Landlord Tenant Education and Mediation
IDIS Activity: 4253 - Tenant/Landlord Education and Mediation
Status: Completed 7/7/2023 12:00:00 AM
Location: 200 W Washington St 200 W Washington St Phoenix, AZ 85003-1611
Objective: Create suitable living environments
Outcome: Availability/accessibility
Matrix Code: Tenant/Landlord Counseling (05K) **National Objective:** LMC

Activity to prevent, prepare for, and respond to Coronavirus: No

Initial Funding Date: 11/22/2017

Description:

CDBG funds will be used to provide counseling to tenants and landlords via the telephone, e-mails and face to face sessions and also conduct monthly educational sessions/workshops on the Arizona Residential Landlord and Tenant Act and the Arizona Mobile Home Act.

Financing

	Fund Type	Grant Year	Grant	Funded Amount	Drawn In Program Year	Drawn Thru Program Year
CDBG	EN	2017	B17MC040502	\$110,714.55	\$0.00	\$110,714.55
Total	Total			\$110,714.55	\$0.00	\$110,714.55

Proposed Accomplishments

People (General) : 500

Actual Accomplishments

Number assisted:

	Owner		Renter		Total		Person	
	Total	Hispanic	Total	Hispanic	Total	Hispanic	Total	Hispanic
White:	0	0	0	0	0	0	668	298
Black/African American:	0	0	0	0	0	0	228	5
Asian:	0	0	0	0	0	0	17	1
American Indian/Alaskan Native:	0	0	0	0	0	0	40	2
Native Hawaiian/Other Pacific Islander:	0	0	0	0	0	0	2	0
American Indian/Alaskan Native & White:	0	0	0	0	0	0	4	0
Asian White:	0	0	0	0	0	0	6	0
Black/African American & White:	0	0	0	0	0	0	19	0
American Indian/Alaskan Native & Black/African American:	0	0	0	0	0	0	6	0
Other multi-racial:	0	0	0	0	0	0	558	201
Asian/Pacific Islander:	0	0	0	0	0	0	0	0
Hispanic:	0	0	0	0	0	0	0	0

PR03 - PHOENIX

Page: 48 of 408



U.S. Department of Housing and Urban Development
 Office of Community Planning and Development
 Integrated Disbursement and Information System
 CDBG Activity Summary Report (GPR) for Program Year 2022
 PHOENIX

Date: 08-Nov-2023
 Time: 12:51
 Page: 49

Total:									0	0	0	0	0	0	1,548	507
Female-headed Households:									0		0			0		
<i>Income Category:</i>																
	Owner	Renter	Total		Person											
Extremely Low	0	0	0		983											
Low Mod	0	0	0		343											
Moderate	0	0	0		222											
Non Low Moderate	0	0	0		0											
Total	0	0	0		1,548											
Percent Low/Mod					100.0%											

Annual Accomplishments

Years	Accomplishment Narrative	# Benefiting
2017	The Tenant/Landlord Mediation counselors will provide services to low- and moderate-income Phoenix residents and provide counseling services regarding tenant/landlord rights and responsibilities. From July 2017 to June 2018, the program served 1,548 clients.	
2018	Funding draw, no new accomplishments to report.	



U.S. Department of Housing and Urban Development
 Office of Community Planning and Development
 Integrated Disbursement and Information System
 CDBG Activity Summary Report (GPR) for Program Year 2022
 PHOENIX

Date: 08-Nov-2023
 Time: 12:51
 Page: 50

PGM Year: 2017
Project: 0030 - CDBG Hardship Assistance Program
IDIS Activity: 4255 - Hardship Assistance Program
Status: Open
Location: 3934 W State Ave Phoenix, AZ 85051-8125
Objective: Create suitable living environments
Outcome: Availability/accessibility
Matrix Code: Rehab; Single-Unit Residential (14A) **National Objective:** LMH

Activity to prevent, prepare for, and respond to Coronavirus: No

Initial Funding Date: 11/22/2017

Description:

Housing Rehabilitation services for low- and moderate-income individuals and families who have received a Neighborhood Preservation Ordinance Code Notice of Violation.

Financing

	Fund Type	Grant Year	Grant	Funded Amount	Drawn In Program Year	Drawn Thru Program Year
CDBG	EN	2017	B17MC040502	\$2,882.26	\$0.00	\$2,882.26
	PI			\$115,057.00	\$0.00	\$115,057.00
Total	Total			\$117,939.26	\$0.00	\$117,939.26

Proposed Accomplishments

Housing Units : 10

Actual Accomplishments

Number assisted:

	Owner		Renter		Total		Person	
	Total	Hispanic	Total	Hispanic	Total	Hispanic	Total	Hispanic
White:	11	1	0	0	11	1	0	0
Black/African American:	4	0	0	0	4	0	0	0
Asian:	0	0	0	0	0	0	0	0
American Indian/Alaskan Native:	0	0	0	0	0	0	0	0
Native Hawaiian/Other Pacific Islander:	0	0	0	0	0	0	0	0
American Indian/Alaskan Native & White:	1	0	0	0	1	0	0	0
Asian White:	0	0	0	0	0	0	0	0
Black/African American & White:	0	0	0	0	0	0	0	0
American Indian/Alaskan Native & Black/African American:	0	0	0	0	0	0	0	0
Other multi-racial:	1	1	0	0	1	1	0	0
Asian/Pacific Islander:	0	0	0	0	0	0	0	0
Hispanic:	0	0	0	0	0	0	0	0

PR03 - PHOENIX

Page: 50 of 408



U.S. Department of Housing and Urban Development
 Office of Community Planning and Development
 Integrated Disbursement and Information System
 CDBG Activity Summary Report (GPR) for Program Year 2022
 PHOENIX

Date: 08-Nov-2023
 Time: 12:51
 Page: 51

Total:									
			17	2	0	0	17	2	0
Female-headed Households:			7		0		7		0
Income Category:									
	Owner	Renter	Total		Person				
Extremely Low	3	0	3		0				
Low Mod	10	0	10		0				
Moderate	4	0	4		0				
Non Low Moderate	0	0	0		0				
Total	17	0	17		0				
Percent Low/Mod	100.0%		100.0%						

Annual Accomplishments

Years	Accomplishment Narrative	# Benefiting
2017	Housing Rehabilitation services for low- and moderate-income individuals and families who have received a Neighborhood Preservation Ordinance Code Notice of Violation. From July 2017 to June 2018, staff provided services to 17 low to moderate income Phoenix households.	
2018	Housing Rehabilitation services for low- and moderate-income individuals and families who have received a Neighborhood Preservation Ordinance Code Notice of Violation. During this program year, staff provided services to 2 low to moderate income Phoenix households.	
2022	This IDIS ID will remain open as it requires fiscal reconciliation, and will remain open until the reconciliation is completed.	



U.S. Department of Housing and Urban Development
 Office of Community Planning and Development
 Integrated Disbursement and Information System
 CDBG Activity Summary Report (GPR) for Program Year 2022
 PHOENIX

Date: 08-Nov-2023
 Time: 12:51
 Page: 52

PGM Year: 2017
Project: 0056 - CDBG Neighborhood Enhancement and Infrastructure
IDIS Activity: 4258 - Infrastructure PD Staff

Status: Open
Location: 200 W Washington St 200 W Washington St Phoenix, AZ 85003-1611
Objective: Create suitable living environments
Outcome: Availability/accessibility
Matrix Code: Parks, Recreational Facilities (03F) **National Objective:** LMA

Activity to prevent, prepare for, and respond to Coronavirus: No

Initial Funding Date: 11/22/2017

Description:

Staff will assist the community in developing viable infrastructure projects including safe routes, sidewalks, curbs, and gutters in low and moderate income census tracts.

Financing

	Fund Type	Grant Year	Grant	Funded Amount	Drawn In Program Year	Drawn Thru Program Year
CDBG	EN	2017	B17MC040502	\$83,965.49	\$0.00	\$83,965.00
Total	Total			\$83,965.49	\$0.00	\$83,965.00

Proposed Accomplishments

Total Population in Service Area: 14,640
 Census Tract Percent Low / Mod: 81.01

Annual Accomplishments

Years	Accomplishment Narrative	# Benefiting
2017	Staff worked on the various enhancement projects in low- and moderate-income census tracts including Jorgensen (Sunland) and Yapa Park projects.	
2018	No accomplishments to report.	
2022	No accomplishments to report for PY2022. All accomplishment information and data reported in PY2017 and in the PY2017 CAPER. Activity remains open to facilitate the final draw for this activity. Once final draw is completed the activity will be closed.	



U.S. Department of Housing and Urban Development
 Office of Community Planning and Development
 Integrated Disbursement and Information System
 CDBG Activity Summary Report (GPR) for Program Year 2022
 PHOENIX

Date: 08-Nov-2023
 Time: 12:51
 Page: 53

PGM Year: 2017
Project: 0057 - CDBG Neighborhood Revitalization Coordination
IDIS Activity: 4259 - Neighborhood Revitalization Coordination PS

Status: Completed 8/8/2023 12:00:00 AM
Location: 200 W Washington St 200 W Washington St Phoenix, AZ 85003-1611
Objective: Create suitable living environments
Outcome: Availability/accessibility
Matrix Code: Crime Awareness (05i)
National Objective: LMA

Activity to prevent, prepare for, and respond to Coronavirus: No

Initial Funding Date: 11/22/2017

Description:

CDBG funds will be used to provide neighborhood revitalization services to the city's Neighborhood Initiative Areas (NIA's), and other low and moderate income targeted areas.

Financing

	Fund Type	Grant Year	Grant	Funded Amount	Drawn In Program Year	Drawn Thru Program Year
CDBG	EN	2017	B17MC040502	\$248,062.33	\$0.07	\$248,062.33
Total	Total			\$248,062.33	\$0.07	\$248,062.33

Proposed Accomplishments

People (General) : 5,000
 Total Population in Service Area: 44,180
 Census Tract Percent Low / Mod: 74.55

Annual Accomplishments

Years	Accomplishment Narrative	# Benefiting
2017	CDBG funds were used to provide neighborhood capacity building, crime prevention, and neighborhood clean ups in targeted areas.	
2018	No accomplishments to report.	
2019	No accomplishments to report, final draw to be completed by 3/31/2020.	
2020	No accomplishments to report. Final Draw to be completed March 2020.	
2021	No accomplishments to report. Close-out activities only for this program year.	
2022	No accomplishments to report for program year 2022. Final draw completed in March 2020. Close out activities only.	



U.S. Department of Housing and Urban Development
 Office of Community Planning and Development
 Integrated Disbursement and Information System
 CDBG Activity Summary Report (GPR) for Program Year 2022
 PHOENIX

Date: 08-Nov-2023
 Time: 12:51
 Page: 54

PGM Year: 2017
Project: 0024 - CDBG Administration
IDIS Activity: 4265 - CDBG Admin

Status: Completed 8/7/2023 12:00:00 AM
Location: ,
Objective:
Outcome:
Matrix Code: General Program Administration (21A) **National Objective:**

Activity to prevent, prepare for, and respond to Coronavirus: No

Initial Funding Date: 11/22/2017

Description:

CDBG Admin

Financing

	Fund Type	Grant Year	Grant	Funded Amount	Drawn In Program Year	Drawn Thru Program Year
CDBG	EN	2017	B17MC040502	\$2,536,133.47	\$0.04	\$2,536,133.47
Total	Total			\$2,536,133.47	\$0.04	\$2,536,133.47

Proposed Accomplishments

Actual Accomplishments

Number assisted:

	Owner		Renter		Total		Person	
	Total	Hispanic	Total	Hispanic	Total	Hispanic	Total	Hispanic
White:					0	0		
Black/African American:					0	0		
Asian:					0	0		
American Indian/Alaskan Native:					0	0		
Native Hawaiian/Other Pacific Islander:					0	0		
American Indian/Alaskan Native & White:					0	0		
Asian White:					0	0		
Black/African American & White:					0	0		
American Indian/Alaskan Native & Black/African American:					0	0		
Other multi-racial:					0	0		
Asian/Pacific Islander:					0	0		
Hispanic:					0	0		
Total:	0	0	0	0	0	0	0	0
Female-headed Households:					0			

PR03 - PHOENIX

Page: 54 of 408



U.S. Department of Housing and Urban Development
Office of Community Planning and Development
Integrated Disbursement and Information System
CDBG Activity Summary Report (GPR) for Program Year 2022
PHOENIX

Date: 08-Nov-2023
Time: 12:51
Page: 55

Income Category:

	Owner	Renter	Total	Person
Extremely Low			0	
Low Mod			0	
Moderate			0	
Non Low Moderate			0	
Total	0	0	0	0
Percent Low/Mod				

Annual Accomplishments

No data returned for this view. This might be because the applied filter excludes all data.



U.S. Department of Housing and Urban Development
 Office of Community Planning and Development
 Integrated Disbursement and Information System
 CDBG Activity Summary Report (GPR) for Program Year 2022
 PHOENIX

Date: 08-Nov-2023
 Time: 12:51
 Page: 56

PGM Year: 2017
Project: 0051 - CDBG Family Self Sufficiency
IDIS Activity: 4266 - Family Self Sufficiency Program
Status: Completed 7/7/2023 12:00:00 AM
Location: 251 W Washington St 251 W Washington St Phoenix, AZ 85003-2295
Objective: Create suitable living environments
Outcome: Availability/accessibility
Matrix Code: Other Public Services Not Listed in 05A-05Y, 03T (05Z)
National Objective: LMC

Activity to prevent, prepare for, and respond to Coronavirus: No

Initial Funding Date: 11/22/2017

Description:

The program provides case management assistance to families in Section 8 or public housing, as mandated by the Affordable Housing Act of 1990, to remove identified barriers to affordable housing.

Financing

	Fund Type	Grant Year	Grant	Funded Amount	Drawn In Program Year	Drawn Thru Program Year
CDBG	EN	2017	B17MC040502	\$412,009.39	\$0.00	\$412,009.39
Total	Total			\$412,009.39	\$0.00	\$412,009.39

Proposed Accomplishments

People (General) : 200

Actual Accomplishments

Number assisted:

	Owner		Renter		Total		Person	
	Total	Hispanic	Total	Hispanic	Total	Hispanic	Total	Hispanic
White:	0	0	0	0	0	0	78	56
Black/African American:	0	0	0	0	0	0	69	0
Asian:	0	0	0	0	0	0	1	0
American Indian/Alaskan Native:	0	0	0	0	0	0	4	0
Native Hawaiian/Other Pacific Islander:	0	0	0	0	0	0	2	0
American Indian/Alaskan Native & White:	0	0	0	0	0	0	0	0
Asian White:	0	0	0	0	0	0	0	0
Black/African American & White:	0	0	0	0	0	0	0	0
American Indian/Alaskan Native & Black/African American:	0	0	0	0	0	0	0	0
Other multi-racial:	0	0	0	0	0	0	7	7
Asian/Pacific Islander:	0	0	0	0	0	0	0	0
Hispanic:	0	0	0	0	0	0	0	0

PR03 - PHOENIX

Page: 56 of 408



U.S. Department of Housing and Urban Development
 Office of Community Planning and Development
 Integrated Disbursement and Information System
 CDBG Activity Summary Report (GPR) for Program Year 2022
 PHOENIX

Date: 08-Nov-2023
 Time: 12:51
 Page: 57

Total:									161	63
Female-headed Households:									0	0
<i>Income Category:</i>	Owner	Renter	Total		Person					
Extremely Low	0	0	0		76					
Low Mod	0	0	0		38					
Moderate	0	0	0		44					
Non Low Moderate	0	0	0		3					
Total	0	0	0		161					
Percent Low/Mod					98.1%					

Annual Accomplishments

Years	Accomplishment Narrative	# Benefiting
2017	The Family Self Sufficiency program provides case management assistance to families in Section 8 or public housing, as mandated by the Affordable Housing Act of 1990, to remove identified barriers to affordable housing. During this year, the program served 161 households/families.	
2018	No accomplishments to report.	
2019	Activity reopened 9/5/19 and funded at \$412009 for final draw. Activity reopened 9/5/19 for final draw.	



U.S. Department of Housing and Urban Development
 Office of Community Planning and Development
 Integrated Disbursement and Information System
 CDBG Activity Summary Report (GPR) for Program Year 2022
 PHOENIX

Date: 08-Nov-2023
 Time: 12:51
 Page: 58

PGM Year: 2017
Project: 0026 - CDBG Homeless Block - Human Services Department
IDIS Activity: 4267 - HSD- Homeless Block

Status: Completed 7/7/2023 12:00:00 AM
Location: 200 W Washington St 200 W Washington St Phoenix, AZ 85003-1611
Objective: Create suitable living environments
Outcome: Availability/accessibility
Matrix Code: Other Public Services Not Listed in 05A-05Y, 03T (05Z)
National Objective: LMC

Activity to prevent, prepare for, and respond to Coronavirus: No

Initial Funding Date: 11/22/2017

Description:

The Homeless Block program is provided by two nonprofit agencies that provide homeless support services such as housing support, domestic violence, transitional housing and youth services. The allocation is split between UMOM New Day Centers and Tumbleweed Center for Youth Development.

Financing

	Fund Type	Grant Year	Grant	Funded Amount	Drawn In Program Year	Drawn Thru Program Year
CDBG	EN	2017	B17MC040502	\$151,644.99	\$0.00	\$151,644.99
Total	Total			\$151,644.99	\$0.00	\$151,644.99

Proposed Accomplishments

People (General) : 200

Actual Accomplishments

Number assisted:

	Owner		Renter		Total		Person	
	Total	Hispanic	Total	Hispanic	Total	Hispanic	Total	Hispanic
White:	0	0	0	0	0	0	500	130
Black/African American:	0	0	0	0	0	0	299	0
Asian:	0	0	0	0	0	0	11	0
American Indian/Alaskan Native:	0	0	0	0	0	0	61	0
Native Hawaiian/Other Pacific Islander:	0	0	0	0	0	0	6	0
American Indian/Alaskan Native & White:	0	0	0	0	0	0	0	0
Asian White:	0	0	0	0	0	0	0	0
Black/African American & White:	0	0	0	0	0	0	0	0
American Indian/Alaskan Native & Black/African American:	0	0	0	0	0	0	0	0
Other multi-racial:	0	0	0	0	0	0	46	39
Asian/Pacific Islander:	0	0	0	0	0	0	0	0
Hispanic:	0	0	0	0	0	0	0	0

PR03 - PHOENIX

Page: 58 of 408



U.S. Department of Housing and Urban Development
 Office of Community Planning and Development
 Integrated Disbursement and Information System
 CDBG Activity Summary Report (GPR) for Program Year 2022
 PHOENIX

Date: 08-Nov-2023
 Time: 12:51
 Page: 59

Total:									923	169
Female-headed Households:									0	0
<i>Income Category:</i>	Owner	Renter	Total		Person					
Extremely Low	0	0	0		923					
Low Mod	0	0	0		0					
Moderate	0	0	0		0					
Non Low Moderate	0	0	0		0					
Total	0	0	0		923					
Percent Low/Mod					100.0%					

Annual Accomplishments

Years	Accomplishment Narrative	# Benefiting
2017	The Homeless Block program provided by two nonprofit agencies that provide homeless support services such as housing support, domestic violence, transitional housing and youth services. The allocation is split between UMOM New Day Centers and Tumbleweed Center for Youth Development. Tumbleweed Center for Youth Development served 103 homeless youth and UMOM New Day Centers served 821 during the program year.	
2018	No accomplishments to report.	



U.S. Department of Housing and Urban Development
 Office of Community Planning and Development
 Integrated Disbursement and Information System
 CDBG Activity Summary Report (GPR) for Program Year 2022
 PHOENIX

Date: 08-Nov-2023
 Time: 12:51
 Page: 60

PGM Year: 2017
Project: 0022 - CDBG Public Services RFP
IDIS Activity: 4270 - Phoenix Starfish Place

Status: Open
Location: 1850 W Angela Dr Phoenix, AZ 85023-0501
Objective: Create suitable living environments
Outcome: Availability/accessibility
Matrix Code: Other Public Services Not Listed in 05A-05Y, 03T (05Z)
National Objective: LMC

Activity to prevent, prepare for, and respond to Coronavirus: No

Initial Funding Date: 11/22/2017

Description:

Phoenix Starfish Place is a safe haven for those individuals seeking an escape from human trafficking. Shelter, case management, job training, and educational attainment are key to the success of the program.

Financing

	Fund Type	Grant Year	Grant	Funded Amount	Drawn In Program Year	Drawn Thru Program Year
CDBG	PI			\$100,662.00	\$0.00	\$100,662.00
Total	Total			\$100,662.00	\$0.00	\$100,662.00

Proposed Accomplishments

People (General) : 10

Actual Accomplishments

Number assisted:

	Owner		Renter		Total		Person	
	Total	Hispanic	Total	Hispanic	Total	Hispanic	Total	Hispanic
White:	0	0	0	0	0	0	7	0
Black/African American:	0	0	0	0	0	0	4	0
Asian:	0	0	0	0	0	0	0	0
American Indian/Alaskan Native:	0	0	0	0	0	0	0	0
Native Hawaiian/Other Pacific Islander:	0	0	0	0	0	0	0	0
American Indian/Alaskan Native & White:	0	0	0	0	0	0	0	0
Asian White:	0	0	0	0	0	0	0	0
Black/African American & White:	0	0	0	0	0	0	0	0
American Indian/Alaskan Native & Black/African American:	0	0	0	0	0	0	0	0
Other multi-racial:	0	0	0	0	0	0	0	0
Asian/Pacific Islander:	0	0	0	0	0	0	0	0
Hispanic:	0	0	0	0	0	0	0	0



U.S. Department of Housing and Urban Development
 Office of Community Planning and Development
 Integrated Disbursement and Information System
 CDBG Activity Summary Report (GPR) for Program Year 2022
 PHOENIX

Date: 08-Nov-2023
 Time: 12:51
 Page: 61

Total:										0	0	11	0
Female-headed Households:										0	0	0	0
<i>Income Category:</i>	Owner	Renter	Total		Person								
Extremely Low	0	0	0		11								
Low Mod	0	0	0		0								
Moderate	0	0	0		0								
Non Low Moderate	0	0	0		0								
Total	0	0	0		11								
Percent Low/Mod					100.0%								

Annual Accomplishments

Years	Accomplishment Narrative	# Benefiting
2017	CDBG funds were used at Phoenix Starfish Place, a 15-unit permanent supportive housing development for individuals seeking an escape from human trafficking. Services provided include shelter, case management, job training, and educational guidance. During the program year, 11 clients were served.	
2018	Funding draw in 2018; accomplishments reported in 2017; no new accomplishments to report.	



U.S. Department of Housing and Urban Development
 Office of Community Planning and Development
 Integrated Disbursement and Information System
 CDBG Activity Summary Report (GPR) for Program Year 2022
 PHOENIX

Date: 08-Nov-2023
 Time: 12:51
 Page: 62

PGM Year: 2017
Project: 0022 - CDBG Public Services RFP
IDIS Activity: 4272 - Best Buddies Arizona
Status: Completed 7/7/2023 12:00:00 AM
Location: 4527 N 16th St Ste 106 Suite 106 Phoenix, AZ 85016-5353
Objective: Create suitable living environments
Outcome: Availability/accessibility
Matrix Code: Other Public Services Not Listed in 05A-05Y, 03T (05Z)
National Objective: LMC

Activity to prevent, prepare for, and respond to Coronavirus: No

Initial Funding Date: 11/21/2017

Description:

Agency will use CDBG funds to recruit, train, and match "typical" youth with "special needs" youth. All youth engage in team building, skills building and social activities. Special needs youth do not have opportunities for engaging in the above mentioned activities; however, with a buddy they are more likely to participate and enjoy the experience.

Financing

	Fund Type	Grant Year	Grant	Funded Amount	Drawn In Program Year	Drawn Thru Program Year
CDBG	EN	2017	B17MC040502	\$13,746.99	\$0.00	\$13,746.99
Total	Total			\$13,746.99	\$0.00	\$13,746.99

Proposed Accomplishments

People (General) : 50

Actual Accomplishments

Number assisted:

	Owner		Renter		Total		Person	
	Total	Hispanic	Total	Hispanic	Total	Hispanic	Total	Hispanic
White:	0	0	0	0	0	0	134	47
Black/African American:	0	0	0	0	0	0	15	1
Asian:	0	0	0	0	0	0	8	2
American Indian/Alaskan Native:	0	0	0	0	0	0	12	8
Native Hawaiian/Other Pacific Islander:	0	0	0	0	0	0	0	0
American Indian/Alaskan Native & White:	0	0	0	0	0	0	0	0
Asian White:	0	0	0	0	0	0	0	0
Black/African American & White:	0	0	0	0	0	0	0	0
American Indian/Alaskan Native & Black/African American:	0	0	0	0	0	0	0	0
Other multi-racial:	0	0	0	0	0	0	206	165
Asian/Pacific Islander:	0	0	0	0	0	0	0	0
Hispanic:	0	0	0	0	0	0	0	0

PR03 - PHOENIX

Page: 62 of 408



U.S. Department of Housing and Urban Development
 Office of Community Planning and Development
 Integrated Disbursement and Information System
 CDBG Activity Summary Report (GPR) for Program Year 2022
 PHOENIX

Date: 08-Nov-2023
 Time: 12:51
 Page: 63

Total:									375	223
Female-headed Households:									0	0
<i>Income Category:</i>	Owner	Renter	Total	Person						
Extremely Low	0	0	0	0						
Low Mod	0	0	0	101						
Moderate	0	0	0	139						
Non Low Moderate	0	0	0	135						
Total	0	0	0	375						
Percent Low/Mod	64.0%									

Annual Accomplishments

Years	Accomplishment Narrative	# Benefiting
2017	Best Buddies Arizona recruits, trains, and matches "typical" youth with "special needs" youth to engage in team building, skills building and social activities. From July 2017 through June 2018, the agency has served 375 youth.	
2018	No accomplishments to report.	



U.S. Department of Housing and Urban Development
 Office of Community Planning and Development
 Integrated Disbursement and Information System
 CDBG Activity Summary Report (GPR) for Program Year 2022
 PHOENIX

Date: 08-Nov-2023
 Time: 12:51
 Page: 64

PGM Year: 2017
Project: 0022 - CDBG Public Services RFP
IDIS Activity: 4273 - Ahwatukee Foothills YMCA Senior Outreach Program
Status: Completed 7/7/2023 12:00:00 AM
Location: 1030 E Liberty Ln Phoenix, AZ 85048-8461
Objective: Create suitable living environments
Outcome: Availability/accessibility
Matrix Code: Senior Services (05A)
National Objective: LMC

Activity to prevent, prepare for, and respond to Coronavirus: No

Initial Funding Date: 11/22/2017

Description:

The agency recruits, trains, and coordinates volunteers who provide transportation services for seniors and disabled persons in the Ahwatukee neighborhood of Phoenix.

Financing

	Fund Type	Grant Year	Grant	Funded Amount	Drawn In Program Year	Drawn Thru Program Year
CDBG	EN	2017	B17MC040502	\$14,882.85	\$0.00	\$14,882.85
Total	Total			\$14,882.85	\$0.00	\$14,882.85

Proposed Accomplishments

People (General) : 450

Actual Accomplishments

Number assisted:

	Owner		Renter		Total		Person	
	Total	Hispanic	Total	Hispanic	Total	Hispanic	Total	Hispanic
White:	0	0	0	0	0	0	544	4
Black/African American:	0	0	0	0	0	0	14	0
Asian:	0	0	0	0	0	0	5	0
American Indian/Alaskan Native:	0	0	0	0	0	0	0	0
Native Hawaiian/Other Pacific Islander:	0	0	0	0	0	0	0	0
American Indian/Alaskan Native & White:	0	0	0	0	0	0	0	0
Asian White:	0	0	0	0	0	0	0	0
Black/African American & White:	0	0	0	0	0	0	2	0
American Indian/Alaskan Native & Black/African American:	0	0	0	0	0	0	0	0
Other multi-racial:	0	0	0	0	0	0	2	1
Asian/Pacific Islander:	0	0	0	0	0	0	0	0
Hispanic:	0	0	0	0	0	0	0	0
Total:	0	0	0	0	0	0	567	5

PR03 - PHOENIX

Page: 64 of 408



U.S. Department of Housing and Urban Development
 Office of Community Planning and Development
 Integrated Disbursement and Information System
 CDBG Activity Summary Report (GPR) for Program Year 2022
 PHOENIX

Date: 08-Nov-2023
 Time: 12:51
 Page: 65

Female-headed Households:			0	0	0
Income Category:	Owner	Renter	Total	Person	
Extremely Low	0	0	0	139	
Low Mod	0	0	0	236	
Moderate	0	0	0	137	
Non Low Moderate	0	0	0	55	
Total	0	0	0	567	
Percent Low/Mod				90.3%	

Annual Accomplishments

Years	Accomplishment Narrative	# Benefiting
2017	The agency paid one staff member to coordinate volunteers who provided transportation to low- and moderate-income Ahwatukee seniors who would otherwise not be able to grocery shop, make regular doctor appointments, or have social interaction with others.	
2018	From July 2018 through August 2018, the agency served 15 new clients.	



U.S. Department of Housing and Urban Development
 Office of Community Planning and Development
 Integrated Disbursement and Information System
 CDBG Activity Summary Report (GPR) for Program Year 2022
 PHOENIX

Date: 08-Nov-2023
 Time: 12:51
 Page: 66

PGM Year: 2017
Project: 0022 - CDBG Public Services RFP
IDIS Activity: 4277 - ICM Food and Clothing Bank - Emergency 2nd Bag of Food for Families

Status: Completed 8/4/2023 12:00:00 AM
Location: 501 S 9th Ave Phoenix, AZ 85007-3111
Objective: Create suitable living environments
Outcome: Availability/accessibility
Matrix Code: Food Banks (05W)
National Objective: LMC

Activity to prevent, prepare for, and respond to Coronavirus: No

Initial Funding Date: 11/22/2017

Description:
 The agency will utilize CDBG funds to provide a second emergency food bag for Phoenix families facing food insecurity.

Financing

	Fund Type	Grant Year	Grant	Funded Amount	Drawn In Program Year	Drawn Thru Program Year
CDBG	EN	2017	B17MC040502	\$24,364.20	\$0.20	\$24,364.20
Total	Total			\$24,364.20	\$0.20	\$24,364.20

Proposed Accomplishments

People (General) : 5,000

Actual Accomplishments

Number assisted:

	Owner		Renter		Total		Person	
	Total	Hispanic	Total	Hispanic	Total	Hispanic	Total	Hispanic
White:	0	0	0	0	0	0	22,842	15,202
Black/African American:	0	0	0	0	0	0	7,390	101
Asian:	0	0	0	0	0	0	1,123	13
American Indian/Alaskan Native:	0	0	0	0	0	0	1,090	121
Native Hawaiian/Other Pacific Islander:	0	0	0	0	0	0	172	21
American Indian/Alaskan Native & White:	0	0	0	0	0	0	107	33
Asian White:	0	0	0	0	0	0	11	3
Black/African American & White:	0	0	0	0	0	0	81	5
American Indian/Alaskan Native & Black/African American:	0	0	0	0	0	0	63	1
Other multi-racial:	0	0	0	0	0	0	4,931	2,864
Asian/Pacific Islander:	0	0	0	0	0	0	0	0
Hispanic:	0	0	0	0	0	0	0	0
Total:	0	0	0	0	0	0	37,810	18,364

PR03 - PHOENIX

Page: 66 of 408



U.S. Department of Housing and Urban Development
 Office of Community Planning and Development
 Integrated Disbursement and Information System
 CDBG Activity Summary Report (GPR) for Program Year 2022
 PHOENIX

Date: 08-Nov-2023
 Time: 12:51
 Page: 67

Female-headed Households:				0	0	0
Income Category:	Owner	Renter	Total	Person		
Extremely Low	0	0	0	35,885		
Low Mod	0	0	0	1,925		
Moderate	0	0	0	0		
Non Low Moderate	0	0	0	0		
Total	0	0	0	37,810		
Percent Low/Mod				100.0%		

Annual Accomplishments

Years	Accomplishment Narrative	# Benefiting
2017	The agency provides a second emergency three-day supply of food to those individuals and families who income qualify.	
2018	Funding draw; no accomplishments to report.	
2022	Final drawn Completed - No Accomplishments to report.	



U.S. Department of Housing and Urban Development
 Office of Community Planning and Development
 Integrated Disbursement and Information System
 CDBG Activity Summary Report (GPR) for Program Year 2022
 PHOENIX

Date: 08-Nov-2023
 Time: 12:51
 Page: 68

PGM Year: 2017
Project: 0022 - CDBG Public Services RFP
IDIS Activity: 4279 - Mollen Foundation - Garfield's Garden on the Corner
Status: Completed 7/7/2023 12:00:00 AM
Location: 811 N 13th St Phoenix, AZ 85006-3400
Objective: Create suitable living environments
Outcome: Availability/accessibility
Matrix Code: Youth Services (05D)
National Objective: LMC

Activity to prevent, prepare for, and respond to Coronavirus: No

Initial Funding Date: 02/21/2018

Description:

The agency will utilize CDBG funds to provide nutrition classes, gardening classes and other classes that address nutrition, nutritional choices, and gardening education in the Garfield neighborhood.

Financing

	Fund Type	Grant Year	Grant	Funded Amount	Drawn In Program Year	Drawn Thru Program Year
CDBG	EN	2017	B17MC040502	\$22,805.87	\$0.00	\$22,805.87
Total	Total			\$22,805.87	\$0.00	\$22,805.87

Proposed Accomplishments

People (General) : 1,000

Actual Accomplishments

Number assisted:

	Owner		Renter		Total		Person	
	Total	Hispanic	Total	Hispanic	Total	Hispanic	Total	Hispanic
White:	0	0	0	0	0	0	466	418
Black/African American:	0	0	0	0	0	0	41	2
Asian:	0	0	0	0	0	0	8	0
American Indian/Alaskan Native:	0	0	0	0	0	0	17	0
Native Hawaiian/Other Pacific Islander:	0	0	0	0	0	0	2	0
American Indian/Alaskan Native & White:	0	0	0	0	0	0	0	0
Asian White:	0	0	0	0	0	0	1	0
Black/African American & White:	0	0	0	0	0	0	3	0
American Indian/Alaskan Native & Black/African American:	0	0	0	0	0	0	0	0
Other multi-racial:	0	0	0	0	0	0	14	3
Asian/Pacific Islander:	0	0	0	0	0	0	0	0
Hispanic:	0	0	0	0	0	0	0	0



U.S. Department of Housing and Urban Development
Office of Community Planning and Development
Integrated Disbursement and Information System
CDBG Activity Summary Report (GPR) for Program Year 2022
PHOENIX

Date: 08-Nov-2023
Time: 12:51
Page: 69

Total:								552	423
Female-headed Households:									
Income Category:	Owner	Renter	Total		Person				
Extremely Low	0	0	0		201				
Low Mod	0	0	0		90				
Moderate	0	0	0		260				
Non Low Moderate	0	0	0		0				
Total	0	0	0		551				
Percent Low/Mod					100.0%				

Annual Accomplishments

Years	Accomplishment Narrative	# Benefiting
2017	The agency is providing hands-on nutrition education to the students and their families at Garfield Elementary School to teach essential and culturally appropriate skills of self-sufficiency.	
2018	The agency is providing hands-on nutrition education to the students and their families at Garfield Elementary School to teach essential and culturally appropriate skills of self-sufficiency. From July 2018 through October 2018, the agency served 195 individuals.	



U.S. Department of Housing and Urban Development
 Office of Community Planning and Development
 Integrated Disbursement and Information System
 CDBG Activity Summary Report (GPR) for Program Year 2022
 PHOENIX

Date: 08-Nov-2023
 Time: 12:51
 Page: 70

PGM Year: 2017
Project: 0022 - CDBG Public Services RFP
IDIS Activity: 4281 - Sojourner Center - Services to Victims of Human Trafficking

Status: Completed 8/8/2023 12:00:00 AM
Location: PO Box 20156 Phoenix, AZ 85036-0156
Objective: Create suitable living environments
Outcome: Availability/accessibility
Matrix Code: Services for victims of domestic violence, dating violence, sexual assault or stalking (05G)
National Objective: LMC

Activity to prevent, prepare for, and respond to Coronavirus: No

Initial Funding Date: 11/22/2017

Description:

The agency will utilize CDBG funds to provide supportive services for individuals and their families who are seeking a way to leave a domestic violence or human trafficking situation.

Financing

	Fund Type	Grant Year	Grant	Funded Amount	Drawn In Program Year	Drawn Thru Program Year
CDBG	EN	2017	B17MC040502	\$19,624.37	\$0.34	\$19,624.37
Total	Total			\$19,624.37	\$0.34	\$19,624.37

Proposed Accomplishments

People (General) : 40

Actual Accomplishments

Number assisted:

	Owner		Renter		Total		Person	
	Total	Hispanic	Total	Hispanic	Total	Hispanic	Total	Hispanic
White:	0	0	0	0	0	0	35	13
Black/African American:	0	0	0	0	0	0	13	0
Asian:	0	0	0	0	0	0	2	0
American Indian/Alaskan Native:	0	0	0	0	0	0	4	1
Native Hawaiian/Other Pacific Islander:	0	0	0	0	0	0	1	1
American Indian/Alaskan Native & White:	0	0	0	0	0	0	0	0
Asian White:	0	0	0	0	0	0	0	0
Black/African American & White:	0	0	0	0	0	0	0	0
American Indian/Alaskan Native & Black/African American:	0	0	0	0	0	0	1	1
Other multi-racial:	0	0	0	0	0	0	5	3
Asian/Pacific Islander:	0	0	0	0	0	0	0	0
Hispanic:	0	0	0	0	0	0	0	0
Total:	0	0	0	0	0	0	61	19

PR03 - PHOENIX

Page: 70 of 408



U.S. Department of Housing and Urban Development
 Office of Community Planning and Development
 Integrated Disbursement and Information System
 CDBG Activity Summary Report (GPR) for Program Year 2022
 PHOENIX

Date: 08-Nov-2023
 Time: 12:51
 Page: 71

Female-headed Households:				0	0	0
Income Category:	Owner	Renter	Total	Person		
Extremely Low	0	0	0	52		
Low Mod	0	0	0	4		
Moderate	0	0	0	0		
Non Low Moderate	0	0	0	5		
Total	0	0	0	61		
Percent Low/Mod				91.8%		

Annual Accomplishments

Years	Accomplishment Narrative	# Benefiting
2017	The agency provides a staff member who coordinates supportive services for individuals who are leaving a human trafficking situation.	
2018	The agency provides a staff member who coordinates supportive services for individuals who are leaving a human trafficking situation. In July 2018, the agency served 3 new clients.	
2022	Final Draw Completed, No Accomplishment to report.	



U.S. Department of Housing and Urban Development
 Office of Community Planning and Development
 Integrated Disbursement and Information System
 CDBG Activity Summary Report (GPR) for Program Year 2022
 PHOENIX

Date: 08-Nov-2023
 Time: 12:51
 Page: 72

PGM Year: 2017
Project: 0022 - CDBG Public Services RFP
IDIS Activity: 4282 - Unlimited Potential - Leaders in Action Promotora Program
Status: Completed 5/4/2019 12:00:00 AM
Location: 3146 E Wier Ave Phoenix, AZ 85040-2754
Objective: Create suitable living environments
Outcome: Availability/accessibility
Matrix Code: Other Public Services Not Listed in 05A-05Y, 03T (05Z)
National Objective: LMC

Activity to prevent, prepare for, and respond to Coronavirus: No

Initial Funding Date: 11/22/2017

Description:

The agency will utilize CDBG funds to provide training in low- and moderate-income areas where the agency staff will train individuals to be leaders in their community. The training consists of cooking classes, parenting classes, and other quality life issues.

Financing

	Fund Type	Grant Year	Grant	Funded Amount	Drawn In Program Year	Drawn Thru Program Year
CDBG	EN	2017	B17MC040502	\$28,458.36	\$0.36	\$28,458.36
Total	Total			\$28,458.36	\$0.36	\$28,458.36

Proposed Accomplishments

People (General) : 20

Actual Accomplishments

Number assisted:

	Owner		Renter		Total		Person	
	Total	Hispanic	Total	Hispanic	Total	Hispanic	Total	Hispanic
White:	0	0	0	0	0	0	341	239
Black/African American:	0	0	0	0	0	0	27	0
Asian:	0	0	0	0	0	0	10	0
American Indian/Alaskan Native:	0	0	0	0	0	0	4	1
Native Hawaiian/Other Pacific Islander:	0	0	0	0	0	0	0	0
American Indian/Alaskan Native & White:	0	0	0	0	0	0	0	0
Asian White:	0	0	0	0	0	0	2	0
Black/African American & White:	0	0	0	0	0	0	9	0
American Indian/Alaskan Native & Black/African American:	0	0	0	0	0	0	2	0
Other multi-racial:	0	0	0	0	0	0	105	93
Asian/Pacific Islander:	0	0	0	0	0	0	0	0
Hispanic:	0	0	0	0	0	0	0	0



U.S. Department of Housing and Urban Development
 Office of Community Planning and Development
 Integrated Disbursement and Information System
 CDBG Activity Summary Report (GPR) for Program Year 2022
 PHOENIX

Date: 08-Nov-2023
 Time: 12:51
 Page: 73

Total:									500	333
Female-headed Households:									0	0
<i>Income Category:</i>	Owner	Renter	Total		Person					
Extremely Low	0	0	0		216					
Low Mod	0	0	0		137					
Moderate	0	0	0		147					
Non Low Moderate	0	0	0		0					
Total	0	0	0		500					
Percent Low/Mod					100.0%					

Annual Accomplishments

Years	Accomplishment Narrative	# Benefiting
2017	The agency provides training and support to trained community members who promote healthy eating and increased knowledge to affordable, naturally grown produce. The community members also provide educational opportunities for healthy preparation of the food.	
2018	Accomplishments reported in prior year. No new accomplishments to report; funding draw only.	
2022	All services provided and beneficiary data received was for PY2017-18, which was reported in the PY2017 CAPER. No services were provided, or beneficiary data received for PY2022-23. The final draw occurred in PY2022 using prior year funding.	
2023	IDIS activity opened to complete draw entry clean up. No data to report; final draw clean up facilitated.	



U.S. Department of Housing and Urban Development
 Office of Community Planning and Development
 Integrated Disbursement and Information System
 CDBG Activity Summary Report (GPR) for Program Year 2022
 PHOENIX

Date: 08-Nov-2023
 Time: 12:51
 Page: 74

PGM Year: 2017
Project: 0022 - CDBG Public Services RFP
IDIS Activity: 4297 - StreetLightUSA

Status: Completed 7/7/2023 12:00:00 AM
Location: 6805 N 81st Ave Glendale, AZ 85303-2807
Objective: Create suitable living environments
Outcome: Availability/accessibility
Matrix Code: Abused and Neglected Children (05N) **National Objective:** LMC

Activity to prevent, prepare for, and respond to Coronavirus: No

Initial Funding Date: 12/08/2017

Description:

The agency will use CDBG funds for their Human Trafficking Restorative Program which provides direct services to females exiting the circumstances associated with being in the web of human trafficking. The program addresses the immediate emergency needs.

Financing

	Fund Type	Grant Year	Grant	Funded Amount	Drawn In Program Year	Drawn Thru Program Year
CDBG	EN	2017	B17MC040502	\$15,258.86	\$0.00	\$15,258.86
Total	Total			\$15,258.86	\$0.00	\$15,258.86

Proposed Accomplishments

People (General) : 20

Actual Accomplishments

Number assisted:

	Owner		Renter		Total		Person	
	Total	Hispanic	Total	Hispanic	Total	Hispanic	Total	Hispanic
White:	0	0	0	0	0	0	51	19
Black/African American:	0	0	0	0	0	0	25	0
Asian:	0	0	0	0	0	0	0	0
American Indian/Alaskan Native:	0	0	0	0	0	0	0	0
Native Hawaiian/Other Pacific Islander:	0	0	0	0	0	0	0	0
American Indian/Alaskan Native & White:	0	0	0	0	0	0	0	0
Asian White:	0	0	0	0	0	0	0	0
Black/African American & White:	0	0	0	0	0	0	8	0
American Indian/Alaskan Native & Black/African American:	0	0	0	0	0	0	0	0
Other multi-racial:	0	0	0	0	0	0	18	9
Asian/Pacific Islander:	0	0	0	0	0	0	0	0
Hispanic:	0	0	0	0	0	0	0	0

PR03 - PHOENIX

Page: 74 of 408



U.S. Department of Housing and Urban Development
 Office of Community Planning and Development
 Integrated Disbursement and Information System
 CDBG Activity Summary Report (GPR) for Program Year 2022
 PHOENIX

Date: 08-Nov-2023
 Time: 12:51
 Page: 75

Total:									102	28
Female-headed Households:									0	0
<i>Income Category:</i>	Owner	Renter	Total		Person					
Extremely Low	0	0	0		94					
Low Mod	0	0	0		0					
Moderate	0	0	0		8					
Non Low Moderate	0	0	0		0					
Total	0	0	0		102					
Percent Low/Mod					100.0%					

Annual Accomplishments

Years	Accomplishment Narrative	# Benefiting
2017	The agency will serve a minimum of 75 young women who are seeking a way to end human trafficking and an abusive situation.	
2018	Accomplishments reported in prior year. No new accomplishments; funding draw only.	



U.S. Department of Housing and Urban Development
 Office of Community Planning and Development
 Integrated Disbursement and Information System
 CDBG Activity Summary Report (GPR) for Program Year 2022
 PHOENIX

Date: 08-Nov-2023
 Time: 12:51
 Page: 76

PGM Year: 2017
Project: 0049 - CDBG Community Economic Development Activities
IDIS Activity: 4303 - MTA Operations
Status: Completed 7/7/2023 12:00:00 AM
Location: 200 W Washington St 4th Floor Phoenix, AZ 85003-1611
Objective: Create economic opportunities
Outcome: Sustainability
Matrix Code: ED Technical Assistance (18B)
National Objective: LMCSV

Activity to prevent, prepare for, and respond to Coronavirus: No

Initial Funding Date: 04/02/2018

Description:

The Management Technical Assistance program provides small business owners with a free business consultant to help them with their business operations. This activity is for the operational activities.

Financing

	Fund Type	Grant Year	Grant	Funded Amount	Drawn In Program Year	Drawn Thru Program Year
CDBG	EN	2017	B17MC040502	\$89,175.59	\$0.00	\$89,175.59
Total	Total			\$89,175.59	\$0.00	\$89,175.59

Proposed Accomplishments

Actual Accomplishments

Number assisted:

	Owner		Renter		Total		Person	
	Total	Hispanic	Total	Hispanic	Total	Hispanic	Total	Hispanic
White:	0	0	0	0	0	0	0	0
Black/African American:	0	0	0	0	0	0	0	0
Asian:	0	0	0	0	0	0	0	0
American Indian/Alaskan Native:	0	0	0	0	0	0	0	0
Native Hawaiian/Other Pacific Islander:	0	0	0	0	0	0	0	0
American Indian/Alaskan Native & White:	0	0	0	0	0	0	0	0
Asian White:	0	0	0	0	0	0	0	0
Black/African American & White:	0	0	0	0	0	0	0	0
American Indian/Alaskan Native & Black/African American:	0	0	0	0	0	0	0	0
Other multi-racial:	0	0	0	0	0	0	0	0
Asian/Pacific Islander:	0	0	0	0	0	0	0	0
Hispanic:	0	0	0	0	0	0	0	0
Total:	0	0	0	0	0	0	0	0



U.S. Department of Housing and Urban Development
 Office of Community Planning and Development
 Integrated Disbursement and Information System
 CDBG Activity Summary Report (GPR) for Program Year 2022
 PHOENIX

Date: 08-Nov-2023
 Time: 12:51
 Page: 77

Female-headed Households:				0	0	0
Income Category:	Owner	Renter	Total	Person		
Extremely Low	0	0	0	0		
Low Mod	0	0	0	0		
Moderate	0	0	0	0		
Non Low Moderate	0	0	0	0		
Total	0	0	0	0		
Percent Low/Mod						

Annual Accomplishments

Years	Accomplishment Narrative	# Benefiting
2017	The Management Technical Assistance program provided small business owners with a free business consultant to help them with their business operations; this activity is for the operational activities. Accomplishments reported in IDIS activity 4148.	
2018	No accomplishments to report.	
2022	No accomplishments to report. Activity opened to complete IDIS Adjustments.	



U.S. Department of Housing and Urban Development
 Office of Community Planning and Development
 Integrated Disbursement and Information System
 CDBG Activity Summary Report (GPR) for Program Year 2022
 PHOENIX

Date: 08-Nov-2023
 Time: 12:51
 Page: 78

PGM Year: 2017
Project: 0023 - CDBG Public Facilities RFP
IDIS Activity: 4317 - Hacienda, Inc. Lighting & Energy Improvements Project

Status: Open **Objective:** Create suitable living environments
Location: 1402 E South Mountain Ave Phoenix, AZ 85042-7925 **Outcome:** Availability/accessibility
Matrix Code: Health Facilities (03P) **National Objective:** LMC

Activity to prevent, prepare for, and respond to Coronavirus: No

Initial Funding Date: 08/09/2018

Description:

CDBG funds will be used for lighting and energy efficiency improvements at the Hacienda Intermediate Care Facility for the Intellectually Disabled. The agency provides long term residential medical care to individuals who have physical and intellectual disabilities.

Financing

	Fund Type	Grant Year	Grant	Funded Amount	Drawn In Program Year	Drawn Thru Program Year
CDBG	PI			\$100,000.00	\$0.00	\$100,000.00
Total	Total			\$100,000.00	\$0.00	\$100,000.00

Proposed Accomplishments

Public Facilities : 25

Actual Accomplishments

Number assisted:

	Owner		Renter		Total		Person	
	Total	Hispanic	Total	Hispanic	Total	Hispanic	Total	Hispanic
White:	0	0	0	0	0	0	28	10
Black/African American:	0	0	0	0	0	0	1	0
Asian:	0	0	0	0	0	0	1	0
American Indian/Alaskan Native:	0	0	0	0	0	0	8	0
Native Hawaiian/Other Pacific Islander:	0	0	0	0	0	0	0	0
American Indian/Alaskan Native & White:	0	0	0	0	0	0	0	0
Asian White:	0	0	0	0	0	0	0	0
Black/African American & White:	0	0	0	0	0	0	0	0
American Indian/Alaskan Native & Black/African American:	0	0	0	0	0	0	0	0
Other multi-racial:	0	0	0	0	0	0	2	0
Asian/Pacific Islander:	0	0	0	0	0	0	0	0
Hispanic:	0	0	0	0	0	0	0	0

PR03 - PHOENIX

Page: 78 of 408



U.S. Department of Housing and Urban Development
 Office of Community Planning and Development
 Integrated Disbursement and Information System
 CDBG Activity Summary Report (GPR) for Program Year 2022
 PHOENIX

Date: 08-Nov-2023
 Time: 12:51
 Page: 79

Total:									40	10
Female-headed Households:									0	0
<i>Income Category:</i>	Owner	Renter	Total		Person					
Extremely Low	0	0	0		0					
Low Mod	0	0	0		40					
Moderate	0	0	0		0					
Non Low Moderate	0	0	0		0					
Total	0	0	0		40					
Percent Low/Mod					100.0%					

Annual Accomplishments

Years	Accomplishment Narrative	# Benefiting
2018	CDBG funds were used for lighting and energy efficiency improvements at the Hacienda Intermediate Care Facility for the Intellectually Disabled. The agency provides long term residential medical care to individuals who have physical and intellectual disabilities. All CDBG funds were expended and the project completed in August 2018.	
2019	CDBG funds were used for lighting and energy efficiency improvements at the Hacienda Intermediate Care Facility for the Intellectually Disabled. The agency provides long term residential medical care to individuals who have physical and intellectual disabilities. From August 1, 2018 to August 30, 2019, the agency provided services to 40 clients.	



U.S. Department of Housing and Urban Development
 Office of Community Planning and Development
 Integrated Disbursement and Information System
 CDBG Activity Summary Report (GPR) for Program Year 2022
 PHOENIX

Date: 08-Nov-2023
 Time: 12:51
 Page: 80

PGM Year: 2018
Project: 0015 - CDBG Housing Homeless Project
IDIS Activity: 4399 - HSD - Aeroterra Counseling Services for youth
Status: Completed 7/7/2023 12:00:00 AM
Location: 200 W Washington St Phoenix, AZ 85003-1611
Objective: Create suitable living environments
Outcome: Availability/accessibility
Matrix Code: Youth Services (05D)
National Objective: LMC

Activity to prevent, prepare for, and respond to Coronavirus: No

Initial Funding Date: 02/12/2019

Description:

CDBG funds will be used to fund counseling services for formerly, chronically homeless youth residing in Permanent Supportive Housing units at the designated site, Aeroterra.

Financing

	Fund Type	Grant Year	Grant	Funded Amount	Drawn In Program Year	Drawn Thru Program Year
CDBG	EN	2018	B18MC040502	\$89,954.27	\$0.00	\$89,954.27
Total	Total			\$89,954.27	\$0.00	\$89,954.27

Proposed Accomplishments

People (General) : 67

Actual Accomplishments

Number assisted:

	Owner		Renter		Total		Person	
	Total	Hispanic	Total	Hispanic	Total	Hispanic	Total	Hispanic
White:	0	0	0	0	0	0	94	36
Black/African American:	0	0	0	0	0	0	200	0
Asian:	0	0	0	0	0	0	0	0
American Indian/Alaskan Native:	0	0	0	0	0	0	0	0
Native Hawaiian/Other Pacific Islander:	0	0	0	0	0	0	0	0
American Indian/Alaskan Native & White:	0	0	0	0	0	0	20	0
Asian White:	0	0	0	0	0	0	0	0
Black/African American & White:	0	0	0	0	0	0	0	0
American Indian/Alaskan Native & Black/African American:	0	0	0	0	0	0	0	0
Other multi-racial:	0	0	0	0	0	0	0	0
Asian/Pacific Islander:	0	0	0	0	0	0	0	0
Hispanic:	0	0	0	0	0	0	0	0
Total:	0	0	0	0	0	0	314	36

PR03 - PHOENIX

Page: 80 of 408



U.S. Department of Housing and Urban Development
 Office of Community Planning and Development
 Integrated Disbursement and Information System
 CDBG Activity Summary Report (GPR) for Program Year 2022
 PHOENIX

Date: 08-Nov-2023
 Time: 12:51
 Page: 81

Female-headed Households:				0	0	0
Income Category:	Owner	Renter	Total	Person		
Extremely Low	0	0	0	314		
Low Mod	0	0	0	0		
Moderate	0	0	0	0		
Non Low Moderate	0	0	0	0		
Total	0	0	0	314		
Percent Low/Mod				100.0%		

Annual Accomplishments

Years	Accomplishment Narrative	# Benefiting
2018	CDBG funds were used to fund counseling services for 314 formerly, chronically homeless youth residing in Permanent Supportive Housing units at the designated site, Aeroterra.	
2019	No accomplishments to report.	



U.S. Department of Housing and Urban Development
 Office of Community Planning and Development
 Integrated Disbursement and Information System
 CDBG Activity Summary Report (GPR) for Program Year 2022
 PHOENIX

Date: 08-Nov-2023
 Time: 12:51
 Page: 82

PGM Year: 2019
Project: 0015 - CDBG Public Service RFP
IDIS Activity: 4435 - Big Brothers Big Sisters of Central Arizona
Status: Completed 10/16/2023 12:00:00 AM
Location: 4745 N 7th St Ste 210 Suite 210 Phoenix, AZ 85014-3667
Objective: Create suitable living environments
Outcome: Availability/accessibility
Matrix Code: Youth Services (05D)
National Objective: LMC

Activity to prevent, prepare for, and respond to Coronavirus: No

Initial Funding Date: 09/30/2019

Description:

This project will utilize \$30,000 from CDBG for Big Brothers Big Sisters of Central Arizona (BBBSAZ) to provide community- and site-based mentoring services in Phoenix. Specifically, CDBG funds will be used to pay for a portion 2 Enrollment Specialist and 4 Program Specialist salaries who provide direct services to youth in the program.
Service Delivery: Community-based: Adults and youth, ages 6-18 years old, will be matched based on where they live. Matched pairs will meet from 2-4 times monthly and participate in community-wide and individual activities.
 Site-based: Volunteer mentors will be matched to elementary age youth at Longview Elementary School, Lowell Elementary School, and Maie Bartlett Heard Elementary School. Matches will meet during lunch hours once weekly and participate in leadership development activities on the school grounds.
 In addition to these services, BBBSAZ will provide online mentor training for all mentors within this program, and will also offer 18 organized group events for matches throughout the year.

Financing

	Fund Type	Grant Year	Grant	Funded Amount	Drawn In Program Year	Drawn Thru Program Year
CDBG	EN	2019	B19MC040502	\$29,999.99	\$0.00	\$29,999.99
Total	Total			\$29,999.99	\$0.00	\$29,999.99

Proposed Accomplishments

People (General) : 60

Actual Accomplishments

Number assisted:

	Owner		Renter		Total		Person	
	Total	Hispanic	Total	Hispanic	Total	Hispanic	Total	Hispanic
White:	0	0	0	0	0	0	34	26
Black/African American:	0	0	0	0	0	0	15	2
Asian:	0	0	0	0	0	0	2	0
American Indian/Alaskan Native:	0	0	0	0	0	0	1	0
Native Hawaiian/Other Pacific Islander:	0	0	0	0	0	0	0	0
American Indian/Alaskan Native & White:	0	0	0	0	0	0	0	0
Asian White:	0	0	0	0	0	0	0	0
Black/African American & White:	0	0	0	0	0	0	2	0

PR03 - PHOENIX

Page: 82 of 408



U.S. Department of Housing and Urban Development
 Office of Community Planning and Development
 Integrated Disbursement and Information System
 CDBG Activity Summary Report (GPR) for Program Year 2022
 PHOENIX

Date: 08-Nov-2023
 Time: 12:51
 Page: 83

American Indian/Alaskan Native & Black/African American:	0	0	0	0	0	0	0	0
Other multi-racial:	0	0	0	0	0	0	3	0
Asian/Pacific Islander:	0	0	0	0	0	0	0	0
Hispanic:	0	0	0	0	0	0	0	0
Total:	0	0	0	0	0	0	57	28

Female-headed Households: 0 0 0

Income Category:	Owner	Renter	Total	Person
Extremely Low	0	0	0	39
Low Mod	0	0	0	9
Moderate	0	0	0	6
Non Low Moderate	0	0	0	3
Total	0	0	0	57
Percent Low/Mod				94.7%

Annual Accomplishments

Years	Accomplishment Narrative	# Benefiting
2019	Big Brothers/Big Sisters provided much needed one to one mentoring between a screened and trained mentor and a youth in need of a role model. The community and site based mentoring services provided an outlet for these children who were identified by the school counselor and their parents. The Community based matches were based on where the mentor/mentee live; the site based mentoring services were held at (3) elementary schools located in low income neighborhoods. These mentors provided the children (mentee) with leadership development, help with homework and organized group events throughout the year.	
2020	Contract ended 6/30/2020. Accomplishments reported in PY 2019. Final draw in PY 20 closeout. All services provided and beneficiary data reported was for FY2019-2020, which was reflected in the PY2019 CAPER.	
2021	No accomplishment data to enter for program year.	
2022	IDIS activity opened to facilitate final draw and draw clean up. All services provided and beneficiary data reported was for FY2019-2020, which was reflected in the PY2019 CAPER. Final draw occurred in FY22-23 using prior year funds.	



U.S. Department of Housing and Urban Development
 Office of Community Planning and Development
 Integrated Disbursement and Information System
 CDBG Activity Summary Report (GPR) for Program Year 2022
 PHOENIX

Date: 08-Nov-2023
 Time: 12:51
 Page: 84

PGM Year: 2019
Project: 0018 - CDBG Hardship Assistance
IDIS Activity: 4441 - Hardship Assistance Program
Status: Completed 12/29/2022 12:00:00 AM
Location: 2315 W Washington St Phoenix, AZ 85009-5107
Objective: Create suitable living environments
Outcome: Availability/accessibility
Matrix Code: Rehab; Single-Unit Residential (14A) **National Objective:** LMH

Activity to prevent, prepare for, and respond to Coronavirus: No

Initial Funding Date: 10/21/2019

Description:

Rehabilitation of single-family, owner-occupied homes for low- and moderate-income individuals and families in the City of Phoenix.

Financing

	Fund Type	Grant Year	Grant	Funded Amount	Drawn In Program Year	Drawn Thru Program Year
CDBG	EN	2019	B19MC040502	\$63,068.46	\$0.00	\$63,068.46
Total	Total			\$63,068.46	\$0.00	\$63,068.46

Proposed Accomplishments

Housing Units : 10

Actual Accomplishments

Number assisted:

	Owner		Renter		Total		Person	
	Total	Hispanic	Total	Hispanic	Total	Hispanic	Total	Hispanic
White:	7	3	0	0	7	3	0	0
Black/African American:	0	0	0	0	0	0	0	0
Asian:	0	0	0	0	0	0	0	0
American Indian/Alaskan Native:	0	0	0	0	0	0	0	0
Native Hawaiian/Other Pacific Islander:	0	0	0	0	0	0	0	0
American Indian/Alaskan Native & White:	0	0	0	0	0	0	0	0
Asian White:	0	0	0	0	0	0	0	0
Black/African American & White:	0	0	0	0	0	0	0	0
American Indian/Alaskan Native & Black/African American:	0	0	0	0	0	0	0	0
Other multi-racial:	2	0	0	0	2	0	0	0
Asian/Pacific Islander:	0	0	0	0	0	0	0	0
Hispanic:	0	0	0	0	0	0	0	0
Total:	9	3	0	0	9	3	0	0

PR03 - PHOENIX

Page: 84 of 408



U.S. Department of Housing and Urban Development
 Office of Community Planning and Development
 Integrated Disbursement and Information System
 CDBG Activity Summary Report (GPR) for Program Year 2022
 PHOENIX

Date: 08-Nov-2023
 Time: 12:51
 Page: 85

Female-headed Households:	6	0	6
Income Category:	Owner	Renter	Total
Extremely Low	4	0	4
Low Mod	2	0	2
Moderate	3	0	3
Non Low Moderate	0	0	0
Total	9	0	9
Percent Low/Mod	100.0%		100.0%

Annual Accomplishments

Years	Accomplishment Narrative	# Benefiting
2020	No accomplishments to report as of 6/30/21 per Core Department quarterly reports.	
2021	9 Hardship Assistance (HAP and HAP-Dead Tree)) projects were completed in 2021. One of the projects completed was of a mobile home manufactured in 1988 and located in Heritage Mobile Estates. The project was referred by NSD's Preservation Division, as the property had been issued a Notice of Violation for non-dust proof driveway. The rehabilitation included exterior improvements designed to allow for maintaining compliance with the city's Neighborhood Preservation Ordinance requirements and included dust-free parking, removal and replacement of siding/skirting/trim, replacement of exterior doors and garage door.	



U.S. Department of Housing and Urban Development
 Office of Community Planning and Development
 Integrated Disbursement and Information System
 CDBG Activity Summary Report (GPR) for Program Year 2022
 PHOENIX

Date: 08-Nov-2023
 Time: 12:51
 Page: 86

PGM Year: 2019
Project: 0046 - CDBG Owner-Occupied Rehabilitation Program
IDIS Activity: 4484 - Owner-Occupied Housing Rehabilitation
Status: Completed 6/29/2023 12:00:00 AM
Location: 200 W Washington St 200 W. Washington Ave Phoenix, AZ 85003-1611
Objective: Create suitable living environments
Outcome: Availability/accessibility
Matrix Code: Rehab; Single-Unit Residential (14A) **National Objective:** LMH

Activity to prevent, prepare for, and respond to Coronavirus: No

Initial Funding Date: 12/13/2019

Description:

Rehabilitation of single-family, owner-occupied homes for low- and moderate-income individuals and families in the City of Phoenix. Including Emergency Repair, LEAD Match CDBG, HOME CDBG 2019, OOHR-Fund 2019, CDBG Project Related 2019 and HAP-CDBG Fund 2019.

Financing

	Fund Type	Grant Year	Grant	Funded Amount	Drawn In Program Year	Drawn Thru Program Year
CDBG	EN	2019	B19MC040502	\$2,501,505.65	\$0.00	\$2,501,505.65
Total	Total			\$2,501,505.65	\$0.00	\$2,501,505.65

Proposed Accomplishments

Housing Units : 58

Actual Accomplishments

Number assisted:

	Owner		Renter		Total		Person	
	Total	Hispanic	Total	Hispanic	Total	Hispanic	Total	Hispanic
White:	44	27	0	0	44	27	0	0
Black/African American:	9	0	0	0	9	0	0	0
Asian:	0	0	0	0	0	0	0	0
American Indian/Alaskan Native:	1	0	0	0	1	0	0	0
Native Hawaiian/Other Pacific Islander:	0	0	0	0	0	0	0	0
American Indian/Alaskan Native & White:	1	0	0	0	1	0	0	0
Asian White:	0	0	0	0	0	0	0	0
Black/African American & White:	1	0	0	0	1	0	0	0
American Indian/Alaskan Native & Black/African American:	0	0	0	0	0	0	0	0
Other multi-racial:	2	0	0	0	2	0	0	0
Asian/Pacific Islander:	0	0	0	0	0	0	0	0
Hispanic:	0	0	0	0	0	0	0	0

PR03 - PHOENIX

Page: 86 of 408



U.S. Department of Housing and Urban Development
 Office of Community Planning and Development
 Integrated Disbursement and Information System
 CDBG Activity Summary Report (GPR) for Program Year 2022
 PHOENIX

Date: 08-Nov-2023
 Time: 12:51
 Page: 87

Total:			58	27	0	0	58	27	0	0
Female-headed Households:			36		0		36			
<i>Income Category:</i>	Owner	Renter	Total							
Extremely Low	20	0	20							
Low Mod	22	0	22							
Moderate	16	0	16							
Non Low Moderate	0	0	0							
Total	58	0	58							
Percent Low/Mod	100.0%		100.0%							

Annual Accomplishments

Years	Accomplishment Narrative	# Benefiting
2019	58 clients assisted with owner occupied housing rehabilitation.	
2020	No accomplishments to report at this time. Project is to be kept open until 6/30/2021.	
2021	31 Owner-Occupied Housing Rehabilitation (OOHR) projects were completed. Repairs consisted of electrical, plumbing, mechanical and other health and safety issues.	
2022	Accomplishments reported in Program Year 2019 - 2021. Project closed in Program Year 2023.	



U.S. Department of Housing and Urban Development
 Office of Community Planning and Development
 Integrated Disbursement and Information System
 CDBG Activity Summary Report (GPR) for Program Year 2022
 PHOENIX

Date: 08-Nov-2023
 Time: 12:51
 Page: 88

PGM Year: 2019
Project: 0020 - CDBG Admin
IDIS Activity: 4486 - CDBG Admin

Status: Completed 7/1/2023 12:00:00 AM
Location: ,
Objective:
Outcome:
Matrix Code: General Program Administration (21A) **National Objective:**

Activity to prevent, prepare for, and respond to Coronavirus: No

Initial Funding Date: 12/16/2019

Description:

CDBG Admin

Financing

	Fund Type	Grant Year	Grant	Funded Amount	Drawn In Program Year	Drawn Thru Program Year
CDBG	EN	2019	B19MC040502	\$3,067,999.44	\$0.00	\$3,067,999.44
Total	Total			\$3,067,999.44	\$0.00	\$3,067,999.44

Proposed Accomplishments

Actual Accomplishments

Number assisted:

	Owner		Renter		Total		Person	
	Total	Hispanic	Total	Hispanic	Total	Hispanic	Total	Hispanic
White:					0	0		
Black/African American:					0	0		
Asian:					0	0		
American Indian/Alaskan Native:					0	0		
Native Hawaiian/Other Pacific Islander:					0	0		
American Indian/Alaskan Native & White:					0	0		
Asian White:					0	0		
Black/African American & White:					0	0		
American Indian/Alaskan Native & Black/African American:					0	0		
Other multi-racial:					0	0		
Asian/Pacific Islander:					0	0		
Hispanic:					0	0		
Total:	0	0	0	0	0	0	0	0

Female-headed Households:

0

PR03 - PHOENIX

Page: 88 of 408



U.S. Department of Housing and Urban Development
Office of Community Planning and Development
Integrated Disbursement and Information System
CDBG Activity Summary Report (GPR) for Program Year 2022
PHOENIX

Date: 08-Nov-2023
Time: 12:51
Page: 89

Income Category:

	Owner	Renter	Total	Person
Extremely Low			0	
Low Mod			0	
Moderate			0	
Non Low Moderate			0	
Total	0	0	0	0
Percent Low/Mod				

Annual Accomplishments

No data returned for this view. This might be because the applied filter excludes all data.



U.S. Department of Housing and Urban Development
 Office of Community Planning and Development
 Integrated Disbursement and Information System
 CDBG Activity Summary Report (GPR) for Program Year 2022
 PHOENIX

Date: 08-Nov-2023
 Time: 12:51
 Page: 90

PGM Year: 2015
Project: 0021 - CDBG Neighborhood Enhancement and Infrastructure
IDIS Activity: 4494 - John F. Long Family Services Center
Status: Completed 3/1/2023 12:00:00 AM
Location: 3454 N 51st Ave Phoenix, AZ 85031-3002
Objective: Provide decent affordable housing
Outcome: Affordability
Matrix Code: Neighborhood Facilities (03E) **National Objective:** LMA

Activity to prevent, prepare for, and respond to Coronavirus: No

Initial Funding Date: 04/20/2020

Description:
 ADA improvements to neighborhood facility reception area.

Financing

	Fund Type	Grant Year	Grant	Funded Amount	Drawn In Program Year	Drawn Thru Program Year
CDBG	EN	2015	B15MC040502	\$126,261.06	\$9,057.81	\$126,261.06
		2016	B16MC040502	\$29,091.11	\$29,010.05	\$29,091.11
		2017	B17MC040502	\$1,725.64	\$1,725.64	\$1,725.64
Total	Total			\$157,077.81	\$39,793.50	\$157,077.81

Proposed Accomplishments

Public Facilities : 1
 Total Population in Service Area: 7,305
 Census Tract Percent Low / Mod: 83.50

Annual Accomplishments

Years	Accomplishment Narrative	# Benefiting
2019	Project in design phase. Should be completed in PY 20	
2020	The project completed design, plan review, and bidding during PY2020. The new design incorporates ADA requirements and utilizes durable materials. The project was bid to five job order contractors, and project received two bids. The low bidder was deemed responsive and responsible, and they were awarded the contract. The project is expected to be complete in the fall of 2021.	
2021	The project was completed in March of 2022. The new ADA counter increases the accessibility of the family services center.	
2022	Project served an area of 7,305 people.	



U.S. Department of Housing and Urban Development
 Office of Community Planning and Development
 Integrated Disbursement and Information System
 CDBG Activity Summary Report (GPR) for Program Year 2022
 PHOENIX

Date: 08-Nov-2023
 Time: 12:51
 Page: 91

PGM Year: 2015
Project: 0021 - CDBG Neighborhood Enhancement and Infrastructure
IDIS Activity: 4495 - Sunnyslope Family Services Center

Status: Completed 6/1/2023 12:00:00 AM
Location: 914 W Hatcher Rd Phoenix, AZ 85021-3139
Objective: Create suitable living environments
Outcome: Availability/accessibility
Matrix Code: Neighborhood Facilities (03E) **National Objective:** LMA

Activity to prevent, prepare for, and respond to Coronavirus: No

Initial Funding Date: 04/20/2020

Description:
 ADA improvements to neighborhood facility reception area.

Financing

	Fund Type	Grant Year	Grant	Funded Amount	Drawn In Program Year	Drawn Thru Program Year
CDBG	EN	2015	B15MC040502	\$140,441.56	\$10,710.01	\$140,441.56
		2022	B22MC040502	\$4,864.25	\$4,864.25	\$4,864.25
Total	Total			\$145,305.81	\$15,574.26	\$145,305.81

Proposed Accomplishments

Public Facilities : 1
 Total Population in Service Area: 660
 Census Tract Percent Low / Mod: 61.36

Annual Accomplishments

Years	Accomplishment Narrative	# Benefitting
2019	Project in design phase. To be completed in PY 20.	
2020	The project completed design, plan review, and bidding during PY2020. The new design incorporates ADA requirements and utilizes durable materials. The project was bid to five job order contractors, and project received two bids. The low bidder was deemed responsive and responsible, and they were awarded the contract. The project is expected to be complete in the fall of 2021.	
2021	The project was completed in March of 2022. The new ADA counter increases the accessibility of the family services center.	
2022	Project served an area of 660 people.	



U.S. Department of Housing and Urban Development
 Office of Community Planning and Development
 Integrated Disbursement and Information System
 CDBG Activity Summary Report (GPR) for Program Year 2022
 PHOENIX

Date: 08-Nov-2023
 Time: 12:51
 Page: 92

PGM Year: 2018
Project: 0031 - CDBG Neighborhood Enhancement and Infrastructure
IDIS Activity: 4498 - Parks Parking Lot Improvements - La Pradera, Marivue & Perry Park
Status: Completed 7/7/2023 12:00:00 AM
Location: 200 W Washington St Phoenix, AZ 85003-1611
Objective: Create suitable living environments
Outcome: Availability/accessibility
Matrix Code: Parks, Recreational Facilities (03F) **National Objective:** LMA

Activity to prevent, prepare for, and respond to Coronavirus: No

Initial Funding Date: 04/27/2020

Description:

Parking lot Improvements (Round 1) at La Pradera, Perry and Marivue Park will consist of new asphalt, subgrade, concrete curb and gutter ADA improvements.

Financing

	Fund Type	Grant Year	Grant	Funded Amount	Drawn In Program Year	Drawn Thru Program Year
CDBG	EN	2018	B18MC040502	\$624,999.98	\$0.00	\$624,999.98
Total	Total			\$624,999.98	\$0.00	\$624,999.98

Proposed Accomplishments

Public Facilities : 3
 Total Population in Service Area: 15,910
 Census Tract Percent Low / Mod: 78.50

Annual Accomplishments

Years	Accomplishment Narrative	# Benefiting
2019	Project is in construction phase.	
2020	The three parking lot improvement projects at La Pradera, Perry, and Marivue Parks were completed in September of 2020. The work at La Pradera Park included the removal of deteriorated asphalt and installation of 45,000 s.f. of new asphalt parking along with concrete improvement to curbing and sidewalks, speed humps, new parking striping, and new ADA signage. The work at Perry Park included the removal of deteriorated asphalt and installation of 30,600 s.f. of new asphalt parking along with concrete improvement to curbing and sidewalks, new parking striping, ADA entrance, and new ADA signage. The work at Marivue Park included the removal of deteriorated asphalt and installation of 39,600 s.f. of new asphalt parking along with concrete improvement to curbing and sidewalks, new parking striping, speed humps, and new ADA signage. The parking lot improvements support a suitable living environments by providing a beautiful park entrance for visitors that also provides a safe driving surface, which increases the accessibility of the neighborhood parks.	



U.S. Department of Housing and Urban Development
 Office of Community Planning and Development
 Integrated Disbursement and Information System
 CDBG Activity Summary Report (GPR) for Program Year 2022
 PHOENIX

Date: 08-Nov-2023
 Time: 12:51
 Page: 93

PGM Year: 2020
Project: 0021 - CDBG Code Enforcement
IDIS Activity: 4536 - CDBG Code Enforcement

Status: Completed 2/6/2023 12:00:00 AM
Location: 200 W Washington St Phoenix, AZ 85003-1611
Objective: Create suitable living environments
Outcome: Availability/accessibility
Matrix Code: Code Enforcement (15)
National Objective: LMA

Activity to prevent, prepare for, and respond to Coronavirus: No

Initial Funding Date: 04/26/2021

Description:

CDBG Funds will be used in an effort to arrest physical decline and deterioration through a targeted code enforcement strategy in the city of Phoenix. Targeted deteriorated or deteriorating areas are Garfield, South Phoenix Village, Isaac, West Phoenix Revitalization Area and Target Area B.

Financing

	Fund Type	Grant Year	Grant	Funded Amount	Drawn In Program Year	Drawn Thru Program Year
CDBG	EN	2020	B20MC040502	\$973,574.12	\$0.00	\$973,574.12
Total	Total			\$973,574.12	\$0.00	\$973,574.12

Proposed Accomplishments

Housing Units : 120
 Total Population in Service Area: 452,240
 Census Tract Percent Low / Mod: 71.72

Annual Accomplishments

Years	Accomplishment Narrative	# Benefiting
2020	CDBG Funds were used to arrest physical decline and deterioration through a targeted code enforcement strategy in the city of Phoenix. Targeted deteriorated or deteriorating areas are Garfield, South Phoenix Village, Isaac, West Phoenix Revitalization Area and Target Area B. A total of 5,558 housing units received violations: 5,430 code violations were corrected by the owner, 24 code violations were corrected using CDBG funds and 104 code violations were corrected using other funding.	
2021	No accomplishments to report; final draw only.	



U.S. Department of Housing and Urban Development
 Office of Community Planning and Development
 Integrated Disbursement and Information System
 CDBG Activity Summary Report (GPR) for Program Year 2022
 PHOENIX

Date: 08-Nov-2023
 Time: 12:51
 Page: 94

PGM Year: 2020
Project: 0034 - CDBG Housing Development Operations, Project Delivery and Request for Proposal
IDIS Activity: 4541 - Housing Department/Project Delivery

Status: Completed 7/11/2022 12:00:00 AM
Location: 251 W Washington St Phoenix, AZ 85003-2295
Objective: Create suitable living environments
Outcome: Sustainability
Matrix Code: Rehab; Multi-Unit Residential (14B)
National Objective: LMH

Activity to prevent, prepare for, and respond to Coronavirus: No

Initial Funding Date: 04/26/2021

Description:
 Funds are used by the Housing Department to implement CDBG and HOME projects.

Financing

	Fund Type	Grant Year	Grant	Funded Amount	Drawn In Program Year	Drawn Thru Program Year
CDBG	EN	2020	B20MC040502	\$175,384.04	\$0.00	\$175,384.04
Total	Total			\$175,384.04	\$0.00	\$175,384.04

Proposed Accomplishments

Actual Accomplishments

Number assisted:

	Owner		Renter		Total		Person	
	Total	Hispanic	Total	Hispanic	Total	Hispanic	Total	Hispanic
White:	0	0	0	0	0	0	0	0
Black/African American:	0	0	0	0	0	0	0	0
Asian:	0	0	0	0	0	0	0	0
American Indian/Alaskan Native:	0	0	0	0	0	0	0	0
Native Hawaiian/Other Pacific Islander:	0	0	0	0	0	0	0	0
American Indian/Alaskan Native & White:	0	0	0	0	0	0	0	0
Asian White:	0	0	0	0	0	0	0	0
Black/African American & White:	0	0	0	0	0	0	0	0
American Indian/Alaskan Native & Black/African American:	0	0	0	0	0	0	0	0
Other multi-racial:	0	0	0	0	0	0	0	0
Asian/Pacific Islander:	0	0	0	0	0	0	0	0
Hispanic:	0	0	0	0	0	0	0	0
Total:	0	0	0	0	0	0	0	0

Female-headed Households:

Total	0	0	0
-------	---	---	---

PR03 - PHOENIX

Page: 94 of 408



U.S. Department of Housing and Urban Development
 Office of Community Planning and Development
 Integrated Disbursement and Information System
 CDBG Activity Summary Report (GPR) for Program Year 2022
 PHOENIX

Date: 08-Nov-2023
 Time: 12:51
 Page: 95

Income Category:

	Owner	Renter	Total	Person
Extremely Low	0	0	0	0
Low Mod	0	0	0	0
Moderate	0	0	0	0
Non Low Moderate	0	0	0	0
Total	0	0	0	0
Percent Low/Mod				

Annual Accomplishments

Years	Accomplishment Narrative	# Benefiting
2020	No accomplishments to report at this time. Project provides funding for project delivery staff cost.	
2021	No accomplishments to report, final draw completed. Activity closed in IDIS.	



U.S. Department of Housing and Urban Development
 Office of Community Planning and Development
 Integrated Disbursement and Information System
 CDBG Activity Summary Report (GPR) for Program Year 2022
 PHOENIX

Date: 08-Nov-2023
 Time: 12:51
 Page: 96

PGM Year:	2020				
Project:	0024 - CDBG Owner Occupied Rehabilitation Program				
IDIS Activity:	4542 - Rehabilitation Operations - 2020				
Status:	Completed 12/29/2022 12:00:00 AM	Objective:	Create suitable living environments		
Location:	5432 S 13th Pl Phoenix, AZ 85040-3209	Outcome:	Availability/accessibility		
		Matrix Code:	Rehab; Single-Unit Residential (14A)	National Objective:	LMH

Activity to prevent, prepare for, and respond to Coronavirus: No

Initial Funding Date: 04/26/2021

Description:

Owner Occupied Housing Rehabilitation (OOHR), a citywide program, provides financial assistance (in the form of grants or loans) to eligible low- to moderate-income homeowners for emergency home repairs that address health or safety hazards. The program may also address non-emergency home repairs to stabilize critical home systems (electrical, mechanical, plumbing, roofing), to remediate lead hazards, to improve the home's energy efficiency, and to meet healthy homes standards. Related relocation expenses may be provided if funds are available. Activities may include: reconstruction of dilapidated homes determined to be infeasible to rehabilitate; demolition of illegal structures; exterior improvements such as sidewalks, exterior paint, driveways, garages, fence, minor landscaping to assure exterior of the property is compliant with the Neighborhood Preservation and Zoning Ordinance when paired with other rehabilitation activities; and pool fill ins when paired with other rehabilitation activities. Other activities may include mobile home replacement program with CDBG funds. CDBG funds are also used to leverage and supplement federal and private funding for the Weatherization Assistance Program (WAP) and the Lead Hazard Control Program.

Financing

	Fund Type	Grant Year	Grant	Funded Amount	Drawn In Program Year	Drawn Thru Program Year
CDBG	EN	2020	B20MC040502	\$981,179.95	\$0.00	\$981,179.95
	PI			\$535,021.60	\$0.00	\$535,021.60
Total	Total			\$1,516,201.55	\$0.00	\$1,516,201.55

Proposed Accomplishments

Housing Units : 58

Actual Accomplishments

Number assisted:

	Owner		Renter		Total		Person	
	Total	Hispanic	Total	Hispanic	Total	Hispanic	Total	Hispanic
White:	23	16	0	0	23	16	0	0
Black/African American:	6	0	0	0	6	0	0	0
Asian:	0	0	0	0	0	0	0	0
American Indian/Alaskan Native:	0	0	0	0	0	0	0	0
Native Hawaiian/Other Pacific Islander:	0	0	0	0	0	0	0	0
American Indian/Alaskan Native & White:	0	0	0	0	0	0	0	0

PR03 - PHOENIX

Page: 96 of 408



U.S. Department of Housing and Urban Development
 Office of Community Planning and Development
 Integrated Disbursement and Information System
 CDBG Activity Summary Report (GPR) for Program Year 2022
 PHOENIX

Date: 08-Nov-2023
 Time: 12:51
 Page: 97

Asian White:	0	0	0	0	0	0	0	0
Black/African American & White:	0	0	0	0	0	0	0	0
American Indian/Alaskan Native & Black/African American:	0	0	0	0	0	0	0	0
Other multi-racial:	2	0	0	0	2	0	0	0
Asian/Pacific Islander:	0	0	0	0	0	0	0	0
Hispanic:	0	0	0	0	0	0	0	0
Total:	31	16	0	0	31	16	0	0

Female-headed Households: 20 0 20

Income Category:	Owner	Renter	Total	Person
Extremely Low	22	0	22	0
Low Mod	7	0	7	0
Moderate	2	0	2	0
Non Low Moderate	0	0	0	0
Total	31	0	31	0
Percent Low/Mod	100.0%		100.0%	

Annual Accomplishments

Years	Accomplishment Narrative	# Benefiting
2020	A total of 31 households were assisted with owner-occupied housing rehabilitation. Repairs included mechanical, electrical and plumbing repairs in order to correct health & safety violations.	
2021	No accomplishments to report. Final draw only.	
2022	No accomplishments to report. Final draw for this activity was completed. No beneficiary data to report for FY2022-23; all beneficiary data reported for this activity occurred in FY2020-21 and was reported in the PY2020 CAPER.	
2023	IDIS activity re-opened to complete draw reconciliation. No accomplishments to report in PY2023 for this activity as all beneficiary data was reported in the PY2020 CAPER.	



U.S. Department of Housing and Urban Development
 Office of Community Planning and Development
 Integrated Disbursement and Information System
 CDBG Activity Summary Report (GPR) for Program Year 2022
 PHOENIX

Date: 08-Nov-2023
 Time: 12:51
 Page: 98

PGM Year: 2020
Project: 0034 - CDBG Housing Development Operations, Project Delivery and Request for Proposal
IDIS Activity: 4544 - Housing Development

Status: Completed 10/20/2022 3:02:00 PM
Location: 702 N 11th St 1038 N 18th St Phoenix, AZ 85006-3206
Objective: Provide decent affordable housing
Outcome: Affordability
Matrix Code: Rehab; Single-Unit Residential (14A) **National Objective:** LMH

Activity to prevent, prepare for, and respond to Coronavirus: No

Initial Funding Date: 04/26/2021

Description:

CDBG will fund the following programs: Slum and Blight Acquisition and Infill Housing activities.

Financing

	Fund Type	Grant Year	Grant	Funded Amount	Drawn In Program Year	Drawn Thru Program Year
CDBG	EN	2020	B20MC040502	\$420,211.10	\$0.00	\$420,211.10
Total	Total			\$420,211.10	\$0.00	\$420,211.10

Proposed Accomplishments

Housing Units : 1

Actual Accomplishments

Number assisted:

	Owner		Renter		Total		Person	
	Total	Hispanic	Total	Hispanic	Total	Hispanic	Total	Hispanic
White:	2	0	0	0	2	0	0	0
Black/African American:	0	0	0	0	0	0	0	0
Asian:	0	0	0	0	0	0	0	0
American Indian/Alaskan Native:	0	0	0	0	0	0	0	0
Native Hawaiian/Other Pacific Islander:	0	0	0	0	0	0	0	0
American Indian/Alaskan Native & White:	0	0	0	0	0	0	0	0
Asian White:	0	0	0	0	0	0	0	0
Black/African American & White:	0	0	0	0	0	0	0	0
American Indian/Alaskan Native & Black/African American:	0	0	0	0	0	0	0	0
Other multi-racial:	0	0	0	0	0	0	0	0
Asian/Pacific Islander:	0	0	0	0	0	0	0	0
Hispanic:	0	0	0	0	0	0	0	0
Total:	2	0	0	0	2	0	0	0



U.S. Department of Housing and Urban Development
 Office of Community Planning and Development
 Integrated Disbursement and Information System
 CDBG Activity Summary Report (GPR) for Program Year 2022
 PHOENIX

Date: 08-Nov-2023
 Time: 12:51
 Page: 99

Female-headed Households:			2	0	2
Income Category:	Owner	Renter	Total	Person	
Extremely Low	0	0	0	0	
Low Mod	0	0	0	0	
Moderate	2	0	2	0	
Non Low Moderate	0	0	0	0	
Total	2	0	2	0	
Percent Low/Mod	100.0%		100.0%		

Annual Accomplishments

Years	Accomplishment Narrative	# Benefiting
2020	Project delivery cost for CDBG & HOME program. No accomplishments to report on project delivery.	
2021	In the Housing Development / Infill Program, Neighborhood Services and Trellis, developer partner executed a contract to redevelop three CDBG parcels to single-family detached infill homes in the Garfield Neighborhood Initiative Area (NIA). Estimated date infill homes to be completed is by FY23-24. Additionally, data recovery has been completed on two lots impacted by archaeology FY21-22. Strategic disposition plan has been developed and pending approval to release more vacant lots for infill housing.	



U.S. Department of Housing and Urban Development
 Office of Community Planning and Development
 Integrated Disbursement and Information System
 CDBG Activity Summary Report (GPR) for Program Year 2022
 PHOENIX

Date: 08-Nov-2023
 Time: 12:51
 Page: 100

PGM Year: 2020
Project: 0049 - CDBG Admin
IDIS Activity: 4547 - CDBG Admin

Status: Completed 12/27/2022 12:00:00 AM
Location: ,
Objective:
Outcome:
Matrix Code: General Program Administration (21A) **National Objective:**

Activity to prevent, prepare for, and respond to Coronavirus: No

Initial Funding Date: 04/28/2021

Description:
 CDBG Admin

Financing

	Fund Type	Grant Year	Grant	Funded Amount	Drawn In Program Year	Drawn Thru Program Year
CDBG	EN	2020	B20MC040502	\$2,571,695.39	\$0.00	\$2,571,695.39
Total	Total			\$2,571,695.39	\$0.00	\$2,571,695.39

Proposed Accomplishments

Actual Accomplishments

Number assisted:	Owner		Renter		Total		Person	
	Total	Hispanic	Total	Hispanic	Total	Hispanic	Total	Hispanic
White:					0	0		
Black/African American:					0	0		
Asian:					0	0		
American Indian/Alaskan Native:					0	0		
Native Hawaiian/Other Pacific Islander:					0	0		
American Indian/Alaskan Native & White:					0	0		
Asian White:					0	0		
Black/African American & White:					0	0		
American Indian/Alaskan Native & Black/African American:					0	0		
Other multi-racial:					0	0		
Asian/Pacific Islander:					0	0		
Hispanic:					0	0		
Total:	0	0	0	0	0	0	0	0
Female-headed Households:					0			

PR03 - PHOENIX

Page: 100 of 408



U.S. Department of Housing and Urban Development
Office of Community Planning and Development
Integrated Disbursement and Information System
CDBG Activity Summary Report (GPR) for Program Year 2022
PHOENIX

Date: 08-Nov-2023
Time: 12:51
Page: 101

Income Category:

	Owner	Renter	Total	Person
Extremely Low			0	
Low Mod			0	
Moderate			0	
Non Low Moderate			0	
Total	0	0	0	0
Percent Low/Mod				

Annual Accomplishments

No data returned for this view. This might be because the applied filter excludes all data.



U.S. Department of Housing and Urban Development
 Office of Community Planning and Development
 Integrated Disbursement and Information System
 CDBG Activity Summary Report (GPR) for Program Year 2022
 PHOENIX

Date: 08-Nov-2023
 Time: 12:51
 Page: 102

PGM Year: 2020
Project: 0050 - CDBG Project Delivery, Environmental and Labor Standards
IDIS Activity: 4548 - CDBG Project Delivery
Status: Completed 10/25/2022 12:00:00 AM
Location: 200 W Washington St Phoenix, AZ 85003-1611
Objective: Create suitable living environments
Outcome: Availability/accessibility
Matrix Code: Other Public Improvements Not Listed in 03A-03S (03Z)
National Objective: LMC

Activity to prevent, prepare for, and respond to Coronavirus: No

Initial Funding Date: 04/29/2021

Description:

Funds for the implementation of CDBG projects including project management, environmental review and labor standards.

Financing

	Fund Type	Grant Year	Grant	Funded Amount	Drawn In Program Year	Drawn Thru Program Year
CDBG	EN	2020	B20MC040502	\$408,316.27	\$0.00	\$408,316.27
Total	Total			\$408,316.27	\$0.00	\$408,316.27

Proposed Accomplishments

Actual Accomplishments

Number assisted:

	Owner		Renter		Total		Person	
	Total	Hispanic	Total	Hispanic	Total	Hispanic	Total	Hispanic
White:	0	0	0	0	0	0	0	0
Black/African American:	0	0	0	0	0	0	0	0
Asian:	0	0	0	0	0	0	0	0
American Indian/Alaskan Native:	0	0	0	0	0	0	0	0
Native Hawaiian/Other Pacific Islander:	0	0	0	0	0	0	0	0
American Indian/Alaskan Native & White:	0	0	0	0	0	0	0	0
Asian White:	0	0	0	0	0	0	0	0
Black/African American & White:	0	0	0	0	0	0	0	0
American Indian/Alaskan Native & Black/African American:	0	0	0	0	0	0	0	0
Other multi-racial:	0	0	0	0	0	0	0	0
Asian/Pacific Islander:	0	0	0	0	0	0	0	0
Hispanic:	0	0	0	0	0	0	0	0
Total:	0	0	0	0	0	0	0	0
Female-headed Households:	0		0		0			

PR03 - PHOENIX

Page: 102 of 408



U.S. Department of Housing and Urban Development
 Office of Community Planning and Development
 Integrated Disbursement and Information System
 CDBG Activity Summary Report (GPR) for Program Year 2022
 PHOENIX

Date: 08-Nov-2023
 Time: 12:51
 Page: 103

Income Category:

	Owner	Renter	Total	Person
Extremely Low	0	0	0	0
Low Mod	0	0	0	0
Moderate	0	0	0	0
Non Low Moderate	0	0	0	0
Total	0	0	0	0
Percent Low/Mod				

Annual Accomplishments

Years	Accomplishment Narrative	# Benefiting
2021	No accomplishments to report. Final draw completed; activity closed in IDIS.	



U.S. Department of Housing and Urban Development
 Office of Community Planning and Development
 Integrated Disbursement and Information System
 CDBG Activity Summary Report (GPR) for Program Year 2022
 PHOENIX

Date: 08-Nov-2023
 Time: 12:51
 Page: 104

PGM Year:	2020		
Project:	0053 - CDBG Strategic Acquisition		
IDIS Activity:	4549 - CDBG Strategic Acquisition - 5th Avenue/Van Buren Acquisition		
Status:	Open	Objective:	Provide decent affordable housing
Location:	314 N 5th Ave Phoenix, AZ 85003-1508	Outcome:	Availability/accessibility
		Matrix Code:	Acquisition of Real Property (01)
		National Objective:	LMH

Activity to prevent, prepare for, and respond to Coronavirus: No

Initial Funding Date: 06/04/2021

Description:

The City of Phoenix Neighborhood Services Department will utilize \$1,144,861 in CDBG funds to acquire two adjoining lots located at 314 and 318 N 5th Ave., Phoenix, AZ 85003. The lots will be strategic acquisitions of properties in a target area and intended for infill development. The city plans to use the lots for the construction of permanent, affordable mixed-use housing, to increase the availability of housing for residents with low-to-moderate incomes in Phoenix, AZ.

Financing

	Fund Type	Grant Year	Grant	Funded Amount	Drawn In Program Year	Drawn Thru Program Year
CDBG	EN	Pre-2015		\$347,851.63	\$0.00	\$0.00
		2014	B14MC040502		\$0.00	\$347,851.63
		2015	B15MC040502	\$801,214.89	\$0.00	\$801,214.89
Total	Total			\$1,149,066.52	\$0.00	\$1,149,066.52

Proposed Accomplishments

Housing Units : 1

Actual Accomplishments

Number assisted:

	Owner		Renter		Total		Person	
	Total	Hispanic	Total	Hispanic	Total	Hispanic	Total	Hispanic
White:	0	0	0	0	0	0	0	0
Black/African American:	0	0	0	0	0	0	0	0
Asian:	0	0	0	0	0	0	0	0
American Indian/Alaskan Native:	0	0	0	0	0	0	0	0
Native Hawaiian/Other Pacific Islander:	0	0	0	0	0	0	0	0
American Indian/Alaskan Native & White:	0	0	0	0	0	0	0	0
Asian White:	0	0	0	0	0	0	0	0
Black/African American & White:	0	0	0	0	0	0	0	0
American Indian/Alaskan Native & Black/African American:	0	0	0	0	0	0	0	0

PR03 - PHOENIX

Page: 104 of 408



U.S. Department of Housing and Urban Development
 Office of Community Planning and Development
 Integrated Disbursement and Information System
 CDBG Activity Summary Report (GPR) for Program Year 2022
 PHOENIX

Date: 08-Nov-2023
 Time: 12:51
 Page: 105

Other multi-racial:	0	0	0	0	0	0	0	0
Asian/Pacific Islander:	0	0	0	0	0	0	0	0
Hispanic:	0	0	0	0	0	0	0	0
Total:	0	0	0	0	0	0	0	0
Female-headed Households:	0	0	0	0	0	0	0	0

Income Category:	Owner	Renter	Total	Person
Extremely Low	0	0	0	0
Low Mod	0	0	0	0
Moderate	0	0	0	0
Non Low Moderate	0	0	0	0
Total	0	0	0	0
Percent Low/Mod				

Annual Accomplishments

Years	Accomplishment Narrative	# Benefiting
2020	The project sites, located at 314 and 318 N 5th Ave., were acquired by the City of Phoenix in PY2020. After acquisition, a fence was installed around the sites and existing building was boarded up to prevent entry. The strategic acquisitions in a target area are intended for infill development. The city plans to use the lots for the construction of permanent, affordable mixed-use housing, to increase the availability of housing for residents with low-to-moderate incomes in Phoenix, AZ.	
2021	Property was asset transferred to the Housing Department in September 2021 and any development related activities (pre-, during and post) will be handled by the Housing Department. The Neighborhood Economic Development Staff in conjunction with the Housing Department continue to support slum and blight removal activities in targeted areas with the acquisition program and the recertification of slum and blight designated areas.	
2022	Property was asset transferred to the Housing Department in September 2021 and any development related activities (pre-, during and post) will be handled by the Housing Department. The Neighborhood Economic Development Staff in conjunction with the Housing Department continue to support slum and blight removal activities in targeted areas with the acquisition program and the recertification of slum and blight designated areas. This activity was reported in PY2021 CAPER. No draws occurred in PY2022 for this activity.	



U.S. Department of Housing and Urban Development
 Office of Community Planning and Development
 Integrated Disbursement and Information System
 CDBG Activity Summary Report (GPR) for Program Year 2022
 PHOENIX

Date: 08-Nov-2023
 Time: 12:51
 Page: 106

PGM Year: 2020
Project: 0009 - CV-CDBG-Non Profit Grants / Public Services
IDIS Activity: 4562 - Phoenix Dream Center Public Service

Status: Completed 7/5/2022 12:00:00 AM
Location: 3210 Grand Ave Phoenix, AZ 85017-4504
Objective: Create suitable living environments
Outcome: Availability/accessibility
Matrix Code: Other Public Services Not Listed in 05A-05Y, 03T (05Z)
National Objective: LMC

Activity to prevent, prepare for, and respond to Coronavirus: Yes

Initial Funding Date: 06/08/2021

Description:

The Phoenix Dream Center Human Trafficking Program provides freshly cooked meals, showers, and clean clothing to young men and women who are actively being trafficked or who is at risk of being trafficked.

Financing

	Fund Type	Grant Year	Grant	Funded Amount	Drawn In Program Year	Drawn Thru Program Year
CDBG	EN	2020	B20MW040502	\$41,309.51	\$0.00	\$41,309.51
Total	Total			\$41,309.51	\$0.00	\$41,309.51

Proposed Accomplishments

People (General) : 50

Actual Accomplishments

Number assisted:

	Owner		Renter		Total		Person	
	Total	Hispanic	Total	Hispanic	Total	Hispanic	Total	Hispanic
White:	0	0	0	0	0	0	110	54
Black/African American:	0	0	0	0	0	0	79	1
Asian:	0	0	0	0	0	0	0	0
American Indian/Alaskan Native:	0	0	0	0	0	0	72	0
Native Hawaiian/Other Pacific Islander:	0	0	0	0	0	0	0	0
American Indian/Alaskan Native & White:	0	0	0	0	0	0	0	0
Asian White:	0	0	0	0	0	0	0	0
Black/African American & White:	0	0	0	0	0	0	0	0
American Indian/Alaskan Native & Black/African American:	0	0	0	0	0	0	0	0
Other multi-racial:	0	0	0	0	0	0	0	0
Asian/Pacific Islander:	0	0	0	0	0	0	0	0
Hispanic:	0	0	0	0	0	0	0	0



U.S. Department of Housing and Urban Development
 Office of Community Planning and Development
 Integrated Disbursement and Information System
 CDBG Activity Summary Report (GPR) for Program Year 2022
 PHOENIX

Date: 08-Nov-2023
 Time: 12:51
 Page: 107

Total:									261	55
Female-headed Households:									0	0
Income Category:	Owner	Renter	Total		Person					
Extremely Low	0	0	0		261					
Low Mod	0	0	0		0					
Moderate	0	0	0		0					
Non Low Moderate	0	0	0		0					
Total	0	0	0		261					
Percent Low/Mod					100.0%					

Annual Accomplishments

Years	Accomplishment Narrative	# Benefiting
2020	This program has assisted victims of human trafficking who have been suffering from the effects of COVID-19. Because strip clubs were closing down to account for social distancing, the number of young men and women in Phoenix actively being trafficked has skyrocketed. As a result, the Phoenix Dream Center began Human Trafficking Outreach specifically to assist those individuals. They rented a small space in the heart of an area known for its human sex trafficking. They provided freshly cooked meals, showers, and clean clothing to young men and women who are actively being trafficked, or who at risk of being trafficked. Their goal is simple: to show these young men and women that they are valuable. This unique outreach is staffed by specially trained volunteers, as well as survivors from our own Human Trafficking Program.	
2021	In the early months of the pandemic, Phoenix Dream Center served over 3,000 individuals through our various outreaches in response to COVID-19. These outreaches focused on providing food and hygiene products to low- and middle-income families affected by the economic impact of COVID-19. However, it soon became apparent that another demographic was suffering from the effects of COVID-19: victims of human trafficking. Because strip clubs were closing down to account for social distancing, the number of young men and women in Phoenix actively being trafficked has skyrocketed. As a result, the Phoenix Dream Center began Human Trafficking Outreach specifically to assist those individuals. We began by renting a small space in the heart of an area known for its human sex trafficking. There, we provide freshly cooked meals, showers, and clean clothing to young men and women who are actively being trafficked, or who at risk of being trafficked. Our goal is simple: to show these young men and women that they are valuable. This unique outreach is staffed by specially trained volunteers, as well as survivors from our own Human Trafficking Program. In the aftermath of COVID-19, the needs of the community have grown exponentially. However, we have witnessed that some of our funding streams have had the inverse result and declined dramatically. The investment of CDBG-CV funds would allow us to expand this critical outreach to active human trafficking victims and provide them the opportunity to leave their current life and to enter into our Program to start rebuilding their lives. A total of 92 Phoenix beneficiaries were served in FY 2020-21; bringing the total Phoenix beneficiaries served from 7/1/2020 to 12/31/2021 to 261. Final draws completed in IDIS; activity closed.	



U.S. Department of Housing and Urban Development
 Office of Community Planning and Development
 Integrated Disbursement and Information System
 CDBG Activity Summary Report (GPR) for Program Year 2022
 PHOENIX

Date: 08-Nov-2023
 Time: 12:51
 Page: 108

PGM Year: 2020
Project: 0009 - CV-CDBG-Non Profit Grants / Public Services
IDIS Activity: 4564 - A New Leaf PS CDBG-CV

Status: Completed 7/5/2022 12:00:00 AM
Location: 115 E Tonto St Phoenix, AZ 85004-2741
Objective: Create suitable living environments
Outcome: Availability/accessibility
Matrix Code: Other Public Services Not Listed in 05A-05Y, 03T (05Z) **National Objective:** LMC

Activity to prevent, prepare for, and respond to Coronavirus: Yes

Initial Funding Date: 06/09/2021

Description:

The \$50,000 in City of Phoenix CDBG CARES Act funding will expand the organization's capacity to provide Workforce Development Services, with an emphasis on employment assistance, to help displaced and struggling Phoenix community members with regaining financial stability. Services provided include career coaching, resume development, job search access and resources, job application preparation and submission assistance, interview coaching, access to professional clothing, transportation assistance, soft skills development, career training opportunities and technology skill building. With the COVID-19 pandemic necessitating a move to virtual employment seeking and remote jobs, many individuals are not prepared for this new normal. Clients receive vital support to practice virtual interviewing and work on body language, eye contact, attire, background, and many other important elements. Career Advisors also work with clients on helpful strategies and practices for remote work environments.

Financing

	Fund Type	Grant Year	Grant	Funded Amount	Drawn In Program Year	Drawn Thru Program Year
CDBG	EN	2020	B20MW040502	\$34,340.94	\$0.00	\$34,340.94
Total	Total			\$34,340.94	\$0.00	\$34,340.94

Proposed Accomplishments

People (General) : 100

Actual Accomplishments

Number assisted:

	Owner		Renter		Total		Person	
	Total	Hispanic	Total	Hispanic	Total	Hispanic	Total	Hispanic
White:	0	0	0	0	0	0	62	24
Black/African American:	0	0	0	0	0	0	30	0
Asian:	0	0	0	0	0	0	7	0
American Indian/Alaskan Native:	0	0	0	0	0	0	12	0
Native Hawaiian/Other Pacific Islander:	0	0	0	0	0	0	1	0
American Indian/Alaskan Native & White:	0	0	0	0	0	0	0	0
Asian White:	0	0	0	0	0	0	0	0
Black/African American & White:	0	0	0	0	0	0	1	0
American Indian/Alaskan Native & Black/African American:	0	0	0	0	0	0	0	0

PR03 - PHOENIX

Page: 108 of 408



U.S. Department of Housing and Urban Development
 Office of Community Planning and Development
 Integrated Disbursement and Information System
 CDBG Activity Summary Report (GPR) for Program Year 2022
 PHOENIX

Date: 08-Nov-2023
 Time: 12:51
 Page: 109

Other multi-racial:	0	0	0	0	0	0	2	0
Asian/Pacific Islander:	0	0	0	0	0	0	0	0
Hispanic:	0	0	0	0	0	0	0	0
Total:	0	0	0	0	0	0	115	24
Female-headed Households:	0	0	0	0	0	0	0	0

Income Category:	Owner	Renter	Total	Person
Extremely Low	0	0	0	0
Low Mod	0	0	0	0
Moderate	0	0	0	111
Non Low Moderate	0	0	0	0
Total	0	0	0	111
Percent Low/Mod				100.0%

Annual Accomplishments

Years	Accomplishment Narrative	# Benefiting
2020	Through the City of Phoenix CDBG CARES Act funding will expand the organization's capacity to provide Workforce Development Services, with an emphasis on employment assistance, to help displaced and struggling Phoenix community members with regaining financial stability. With the COVID-19 pandemic necessitating a move to virtual employment seeking and remote jobs, receive vital support to practice virtual interviewing and helpful strategies and practices for remote work environments. 133 individuals participated in workforce development services. 43 individuals reported that they obtained or improved employment. 42 individuals enrolled in vocational training.	
2021	Through the City of Phoenix CDBG CARES Act funding will expand the organization's capacity to provide Workforce Development Services, with an emphasis on employment assistance, to help displaced and struggling Phoenix community members with regaining financial stability. With the COVID-19 pandemic necessitating a move to virtual employment seeking and remote jobs, receive vital support to practice virtual interviewing and helpful strategies and practices for remote work environments.	



U.S. Department of Housing and Urban Development
 Office of Community Planning and Development
 Integrated Disbursement and Information System
 CDBG Activity Summary Report (GPR) for Program Year 2022
 PHOENIX

Date: 08-Nov-2023
 Time: 12:51
 Page: 110

PGM Year: 2020
Project: 0009 - CV-CDBG-Non Profit Grants / Public Services
IDIS Activity: 4570 - Justa Center Public Service

Status: Completed 7/5/2022 12:00:00 AM
Location: 1001 W Jefferson St Phoenix, AZ 85007-2913
Objective: Create suitable living environments
Outcome: Availability/accessibility
Matrix Code: Senior Services (05A) **National Objective:** LMC

Activity to prevent, prepare for, and respond to Coronavirus: Yes

Initial Funding Date: 06/09/2021

Description:

The Justa Center's Volunteer-Based Healthcare Program will allow the Justa Center to hire a full-time nurse to provide routine healthcare screenings, low-level triage, and COVID-19 testing for homeless seniors.

Financing

	Fund Type	Grant Year	Grant	Funded Amount	Drawn In Program Year	Drawn Thru Program Year
CDBG	EN	2020	B20MW040502	\$37,121.45	\$0.00	\$37,121.45
Total	Total			\$37,121.45	\$0.00	\$37,121.45

Proposed Accomplishments

People (General) : 50

Actual Accomplishments

Number assisted:

	Owner		Renter		Total		Person	
	Total	Hispanic	Total	Hispanic	Total	Hispanic	Total	Hispanic
White:	0	0	0	0	0	0	550	86
Black/African American:	0	0	0	0	0	0	242	0
Asian:	0	0	0	0	0	0	15	0
American Indian/Alaskan Native:	0	0	0	0	0	0	47	0
Native Hawaiian/Other Pacific Islander:	0	0	0	0	0	0	3	0
American Indian/Alaskan Native & White:	0	0	0	0	0	0	4	0
Asian White:	0	0	0	0	0	0	1	0
Black/African American & White:	0	0	0	0	0	0	70	0
American Indian/Alaskan Native & Black/African American:	0	0	0	0	0	0	0	0
Other multi-racial:	0	0	0	0	0	0	15	0
Asian/Pacific Islander:	0	0	0	0	0	0	0	0
Hispanic:	0	0	0	0	0	0	0	0



U.S. Department of Housing and Urban Development
 Office of Community Planning and Development
 Integrated Disbursement and Information System
 CDBG Activity Summary Report (GPR) for Program Year 2022
 PHOENIX

Date: 08-Nov-2023
 Time: 12:51
 Page: 111

Total:									947	86
Female-headed Households:									0	0
Income Category:	Owner	Renter	Total		Person					
Extremely Low	0	0	0		924					
Low Mod	0	0	0		0					
Moderate	0	0	0		0					
Non Low Moderate	0	0	0		0					
Total	0	0	0		924					
Percent Low/Mod					100.0%					

Annual Accomplishments

Years	Accomplishment Narrative	# Benefiting
2020	<p>The \$50,000 in CDBG CARES Act funding will allow Justa Center to hire a full-time nurse to provide routine healthcare screening, low-level triage, and COVID-19 testing, for homeless seniors. These individuals are at a tremendous risk for COVID-19 due to their age, extreme vulnerability and physical breakdown from living on the streets. This is an expansion of Justa Center's volunteer-based Healthcare Program. Program services will be provided at the Justa Center Nurses Clinic, 1001 W Jefferson St, Phoenix, AZ 85007 during normal operational hours. 703 Phoenix residents were served in FY 2020-21.</p> <p>While expenses were incurred by the agency in FY 2020-21, the agency did not provide complete documentation to the city for reimbursement during this period. A contract extension was processed for this program through December 31, 2021, to allow for additional time to expend funds and submit reimbursement documentation. Reimbursement requests have been received and approved by the city during FY 2021-22.</p>	
2021	<p>The \$50,000 in CDBG CARES Act funding will allow Justa Center to hire a full-time nurse to provide routine healthcare screening, low-level triage, and COVID-19 testing, for homeless seniors. These individuals are at a tremendous risk for COVID-19 due to their age, extreme vulnerability and physical breakdown from living on the streets. This is an expansion of Justa Center's volunteer-based Healthcare Program. Program services will be provided at the Justa Center Nurses Clinic, 1001 W Jefferson St, Phoenix, AZ 85007 during normal operational hours. 924 Phoenix residents were served in FY 2020-21.</p> <p>Final draw completed; activity closed in IDIS.</p>	



U.S. Department of Housing and Urban Development
 Office of Community Planning and Development
 Integrated Disbursement and Information System
 CDBG Activity Summary Report (GPR) for Program Year 2022
 PHOENIX

Date: 08-Nov-2023
 Time: 12:51
 Page: 112

PGM Year: 2020
Project: 0009 - CV-CDBG-Non Profit Grants / Public Services
IDIS Activity: 4577 - Furnishing Dignity PS CDBG-CV

Status: Completed 7/21/2022 12:00:00 AM
Location: 14245 S 48th St Phoenix, AZ 85044-6470
Objective: Create suitable living environments
Outcome: Availability/accessibility
Matrix Code: Other Public Services Not Listed in 05A-05Y, 03T (05Z) **National Objective:** LMC

Activity to prevent, prepare for, and respond to Coronavirus: Yes

Initial Funding Date: 06/09/2021

Description:

New sanitation and donation quarantine procedures will assist Furnishing Dignity to continue providing services to low- and moderate-income Phoenix residents while changing the routine activities as a result of the COVID-19 public health crisis. Without these new procedures, volunteers and staff could risk exposure and spread COVID-19 unknowingly. Furnishing Dignity transforms the lives of the low- and moderate-income Phoenix residents through community, compassion and essential home furnishings. Our vision is that everyone should have the comfort of home. Furnishing Dignity addresses the lack of home furnishings for transitioning from a shelter or foster care into permanent housing. At intake, most clients are sleeping on floors with no other furniture. Furnishing Dignity meets this gap at no cost to the client, enabling them to create a home environment of safety, security, and comfort. Children need their own space, their own bed, a table for family dinners, and a place dedicated to completing homework. Providing a family with essential furniture creates an environment necessary for families to be happy and thrive. Furnishing Dignity depends on in-kind donations of home furnishings and volunteers to help so many families. The CDBG-CV funds will allow Furnishing Dignity to cover these additional costs to process in-kind donations and keep clients and volunteers safe. These new procedures require Furnishing Dignity to rent an additional storage unit to quarantine donations for three days, and warehouse staff to work an additional five hours a week to maintain this quarantine. Furnishing Dignity will also purchase additional sanitation supplies for volunteers and staff.

Financing

	Fund Type	Grant Year	Grant	Funded Amount	Drawn In Program Year	Drawn Thru Program Year
CDBG	EN	2020	B20MW040502	\$15,350.00	\$0.00	\$15,350.00
Total	Total			\$15,350.00	\$0.00	\$15,350.00

Proposed Accomplishments

People (General) : 137

Actual Accomplishments

Number assisted:

	Owner		Renter		Total		Person	
	Total	Hispanic	Total	Hispanic	Total	Hispanic	Total	Hispanic
White:	0	0	0	0	0	0	113	47
Black/African American:	0	0	0	0	0	0	92	0
Asian:	0	0	0	0	0	0	2	0

PR03 - PHOENIX

Page: 112 of 408



U.S. Department of Housing and Urban Development
 Office of Community Planning and Development
 Integrated Disbursement and Information System
 CDBG Activity Summary Report (GPR) for Program Year 2022
 PHOENIX

Date: 08-Nov-2023
 Time: 12:51
 Page: 113

American Indian/Alaskan Native:	0	0	0	0	0	0	12	4
Native Hawaiian/Other Pacific Islander:	0	0	0	0	0	0	7	0
American Indian/Alaskan Native & White:	0	0	0	0	0	0	3	0
Asian White:	0	0	0	0	0	0	0	0
Black/African American & White:	0	0	0	0	0	0	1	1
American Indian/Alaskan Native & Black/African American:	0	0	0	0	0	0	1	0
Other multi-racial:	0	0	0	0	0	0	31	3
Asian/Pacific Islander:	0	0	0	0	0	0	0	0
Hispanic:	0	0	0	0	0	0	0	0
Total:	0	0	0	0	0	0	262	55

Female-headed Households: 0 0 0

Income Category:	Owner	Renter	Total	Person
Extremely Low	0	0	0	110
Low Mod	0	0	0	93
Moderate	0	0	0	54
Non Low Moderate	0	0	0	5
Total	0	0	0	262
Percent Low/Mod				98.1%

Annual Accomplishments

Years	Accomplishment Narrative	# Benefiting
2020	The Furnishing Dignity program served 202 families and individuals since June 2020 to continue to provide complete household essentials and furniture during the COVID-19 pandemic. This included beds and tables to cutlery and dish sets. The Furnishing Dignity program helped to restore dignity by creating comfortable and functional home environments for those on their pathway to stability and self-reliance. All those served were living at or below the federal poverty level and were ready to transition out of shelter or foster care into their own homes. Furnishing dignity also served survivors of domestic violence and abuse, Veterans, single parent families with one or more children.	
2021	Final draw completed; IDIS activity closed.	



U.S. Department of Housing and Urban Development
 Office of Community Planning and Development
 Integrated Disbursement and Information System
 CDBG Activity Summary Report (GPR) for Program Year 2022
 PHOENIX

Date: 08-Nov-2023
 Time: 12:51
 Page: 114

PGM Year: 2020
Project: 0009 - CV-CDBG-Non Profit Grants / Public Services
IDIS Activity: 4581 - New Pathways for Youth Public Service
Status: Completed 7/5/2022 12:00:00 AM
Location: 910 East Jefferson Street Phoenix, AZ 85034
Objective: Create suitable living environments
Outcome: Availability/accessibility
Matrix Code: Youth Services (05D)
National Objective: LMC

Activity to prevent, prepare for, and respond to Coronavirus: Yes

Initial Funding Date: 06/09/2021

Description:

This program will allow for an increase in virtual contact with youth, their families and mentors. The program will provide increased coaching, training support, and resources to mentors in order to deliver evidence-based curriculum from in-person to a virtual setting.

Financing

	Fund Type	Grant Year	Grant	Funded Amount	Drawn In Program Year	Drawn Thru Program Year
CDBG	EN	2020	B20MW040502	\$25,000.00	\$0.00	\$25,000.00
Total	Total			\$25,000.00	\$0.00	\$25,000.00

Proposed Accomplishments

People (General) : 315

Actual Accomplishments

Number assisted:

	Owner		Renter		Total		Person	
	Total	Hispanic	Total	Hispanic	Total	Hispanic	Total	Hispanic
White:	0	0	0	0	0	0	94	76
Black/African American:	0	0	0	0	0	0	25	2
Asian:	0	0	0	0	0	0	0	0
American Indian/Alaskan Native:	0	0	0	0	0	0	14	0
Native Hawaiian/Other Pacific Islander:	0	0	0	0	0	0	0	0
American Indian/Alaskan Native & White:	0	0	0	0	0	0	0	0
Asian White:	0	0	0	0	0	0	0	0
Black/African American & White:	0	0	0	0	0	0	0	0
American Indian/Alaskan Native & Black/African American:	0	0	0	0	0	0	0	0
Other multi-racial:	0	0	0	0	0	0	176	11
Asian/Pacific Islander:	0	0	0	0	0	0	0	0
Hispanic:	0	0	0	0	0	0	0	0



U.S. Department of Housing and Urban Development
 Office of Community Planning and Development
 Integrated Disbursement and Information System
 CDBG Activity Summary Report (GPR) for Program Year 2022
 PHOENIX

Date: 08-Nov-2023
 Time: 12:51
 Page: 115

Total:										309	89
Female-headed Households:										0	0
Income Category:	Owner	Renter	Total	Person							
Extremely Low	0	0	0	114							
Low Mod	0	0	0	61							
Moderate	0	0	0	125							
Non Low Moderate	0	0	0	9							
Total	0	0	0	309							
Percent Low/Mod				97.1%							

Annual Accomplishments

Years	Accomplishment Narrative	# Benefiting
2020	During FY2020-21 New Pathways for Youth continued to serve youth through standing programming that was not shifted or changed during the pandemic including, mentoring and case management services offered both virtually and in-person. New Pathways increased the amount of youth served by enrolling 51 new youth from the Downtown and Maryvale neighborhoods, focusing on a targeted growth approach. All new youth are living extreme poverty, experienced four times the adversity of their peers and are now matched with a mentor to create a web of support for the youth and their family. New Pathways hosted a variety of training sessions for youth and mentors including, five intensive retreats, 67 workshops and 70 mentor trainings. The pandemic dramatically impacted the financial, emotional and physical wellbeing of the youth and families served by New Pathways, and in response, the program team increased the amount of support, resources and referrals to families and mentors, amounting to 2,985 hours of intensive case management and 2,675 hours of supporting mentors. New Pathways for Youth has a continued commitment to providing youth with life skills development, case management, college and career readiness training, and goal setting services, all delivered in partnership with a mentor to help youth realize unwritten possibilities for their future.	
2021	Final draw was completed and IDIS activity was closed. No activity to report in PY 2021	



U.S. Department of Housing and Urban Development
 Office of Community Planning and Development
 Integrated Disbursement and Information System
 CDBG Activity Summary Report (GPR) for Program Year 2022
 PHOENIX

Date: 08-Nov-2023
 Time: 12:51
 Page: 116

PGM Year: 2020
Project: 0009 - CV-CDBG-Non Profit Grants / Public Services
IDIS Activity: 4584 - United States Veteran Initiative Public Service (US Vets)
Status: Completed 7/5/2022 12:00:00 AM
Location: 3400 Grand Ave Phoenix, AZ 85017-4507
Objective: Create suitable living environments
Outcome: Availability/accessibility
Matrix Code: Other Public Services Not Listed in 05A-05Y, 03T (05Z)
National Objective: LMC

Activity to prevent, prepare for, and respond to Coronavirus: Yes

Initial Funding Date: 06/09/2021

Description:

The program will support expanded COVID-19 response and prevention for homeless veterans living at the primary facility, Grand Veterans Village. The program will increase cleaning and sanitation at the primary facility, to also include cleaning supplies, PPE, professional cleaning services for positive cases, and COVID-19 testing.

Financing

	Fund Type	Grant Year	Grant	Funded Amount	Drawn In Program Year	Drawn Thru Program Year
CDBG	EN	2020	B20MW040502	\$50,000.00	\$0.00	\$50,000.00
Total	Total			\$50,000.00	\$0.00	\$50,000.00

Proposed Accomplishments

People (General) : 200

Actual Accomplishments

Number assisted:

	Owner		Renter		Total		Person	
	Total	Hispanic	Total	Hispanic	Total	Hispanic	Total	Hispanic
White:	0	0	0	0	0	0	398	55
Black/African American:	0	0	0	0	0	0	201	3
Asian:	0	0	0	0	0	0	2	1
American Indian/Alaskan Native:	0	0	0	0	0	0	43	4
Native Hawaiian/Other Pacific Islander:	0	0	0	0	0	0	3	1
American Indian/Alaskan Native & White:	0	0	0	0	0	0	0	0
Asian White:	0	0	0	0	0	0	0	0
Black/African American & White:	0	0	0	0	0	0	0	0
American Indian/Alaskan Native & Black/African American:	0	0	0	0	0	0	0	0
Other multi-racial:	0	0	0	0	0	0	10	5
Asian/Pacific Islander:	0	0	0	0	0	0	0	0
Hispanic:	0	0	0	0	0	0	0	0



U.S. Department of Housing and Urban Development
 Office of Community Planning and Development
 Integrated Disbursement and Information System
 CDBG Activity Summary Report (GPR) for Program Year 2022
 PHOENIX

Date: 08-Nov-2023
 Time: 12:51
 Page: 117

Total:									657	69
Female-headed Households:									0	0
<i>Income Category:</i>	Owner	Renter	Total		Person					
Extremely Low	0	0	0		485					
Low Mod	0	0	0		106					
Moderate	0	0	0		52					
Non Low Moderate	0	0	0		14					
Total	0	0	0		657					
Percent Low/Mod					97.9%					

Annual Accomplishments

Years	Accomplishment Narrative	# Benefiting
2020	<p>A total of 468 beneficiaries were served throughout the contract year. 305 high risk veterans and staff were able to receive testing for COVID-19. Increased cleaning and sanitation of rooms and common areas at Grand Veterans Village for 200 veterans daily and increased PPE was able to be provided for staff and clients so that services could continue uninterrupted and clients were able to continue pursuing housing and employment goals to achieve stability.</p> <p>Relative to the duplication of benefits, the subrecipient agreement requires the subrecipient to verify with beneficiaries the amount received from other sources, and also how those funds were used to ensure that a duplication of benefits did not occur. A declaration regarding the duplication of benefits must be maintained in the subrecipient's beneficiary files.</p>	
2021	Final draw was completed and IDIS activity was closed. No activity to report in PY 2021	



U.S. Department of Housing and Urban Development
 Office of Community Planning and Development
 Integrated Disbursement and Information System
 CDBG Activity Summary Report (GPR) for Program Year 2022
 PHOENIX

Date: 08-Nov-2023
 Time: 12:51
 Page: 118

PGM Year: 2020
Project: 0009 - CV-CDBG-Non Profit Grants / Public Services
IDIS Activity: 4587 - The Reveille Foundation

Status: Completed 7/5/2022 12:00:00 AM
Location: 3802 N 53rd Ave Phoenix, AZ 85031-3021
Objective: Create suitable living environments
Outcome: Availability/accessibility
Matrix Code: Other Public Services Not Listed in 05A-05Y, 03T (05Z)
National Objective: LMC

Activity to prevent, prepare for, and respond to Coronavirus: Yes

Initial Funding Date: 06/09/2021

Description:

Holistic, personalized case management services to support critical areas of life that include housing, transportation, food insecurity, workforce training and employment opportunities.

Financing

	Fund Type	Grant Year	Grant	Funded Amount	Drawn In Program Year	Drawn Thru Program Year
CDBG	EN	2020	B20MW040502	\$49,801.67	\$0.00	\$49,801.67
Total	Total			\$49,801.67	\$0.00	\$49,801.67

Proposed Accomplishments

People (General) : 400

Actual Accomplishments

Number assisted:

	Owner		Renter		Total		Person	
	Total	Hispanic	Total	Hispanic	Total	Hispanic	Total	Hispanic
White:	0	0	0	0	0	0	40	16
Black/African American:	0	0	0	0	0	0	31	4
Asian:	0	0	0	0	0	0	0	0
American Indian/Alaskan Native:	0	0	0	0	0	0	0	0
Native Hawaiian/Other Pacific Islander:	0	0	0	0	0	0	0	0
American Indian/Alaskan Native & White:	0	0	0	0	0	0	0	0
Asian White:	0	0	0	0	0	0	0	0
Black/African American & White:	0	0	0	0	0	0	2	0
American Indian/Alaskan Native & Black/African American:	0	0	0	0	0	0	0	0
Other multi-racial:	0	0	0	0	0	0	0	0
Asian/Pacific Islander:	0	0	0	0	0	0	0	0
Hispanic:	0	0	0	0	0	0	0	0
Total:	0	0	0	0	0	0	73	20

PR03 - PHOENIX

Page: 118 of 408



U.S. Department of Housing and Urban Development
 Office of Community Planning and Development
 Integrated Disbursement and Information System
 CDBG Activity Summary Report (GPR) for Program Year 2022
 PHOENIX

Date: 08-Nov-2023
 Time: 12:51
 Page: 119

Female-headed Households:				0	0	0
Income Category:	Owner	Renter	Total	Person		
Extremely Low	0	0	0	24		
Low Mod	0	0	0	4		
Moderate	0	0	0	14		
Non Low Moderate	0	0	0	31		
Total	0	0	0	73		
Percent Low/Mod				57.5%		

Annual Accomplishments

Years	Accomplishment Narrative	# Benefiting
2020	No accomplishments to report as of 6/30/2021. Agency contract # 153829-1 was awarded a contract extension until 12/30/2021. The extension was granted by city council due to the inability to spend funds within the allotted contract timeframe. Agency had to scale back their operations due to COVID CDC guidelines. Agency has provided an expenditure plan for the contract extension period, in order to assist those families affected by COVID within the community.	
2021	Final draw completed; activity closed in IDIS.	



U.S. Department of Housing and Urban Development
 Office of Community Planning and Development
 Integrated Disbursement and Information System
 CDBG Activity Summary Report (GPR) for Program Year 2022
 PHOENIX

Date: 08-Nov-2023
 Time: 12:51
 Page: 120

PGM Year: 2020
Project: 0010 - CV-CDBG Owner Occupied Rehabilitation / Shelter in Place
IDIS Activity: 4591 - CDBG-CV OOHR Shelter In Place - FSL Real Estate Services
Status: Completed 7/14/2023 12:00:00 AM
Location: 2512 E Wier Ave Phoenix, AZ 85040-2662
Objective: Create suitable living environments
Outcome: Availability/accessibility
Matrix Code: Rehab; Single-Unit Residential (14A)
National Objective: LMH

Activity to prevent, prepare for, and respond to Coronavirus: Yes

Initial Funding Date: 07/09/2021

Description:

CDBG funds are used for the Owner-Occupied Housing Rehabilitation (OOHR) - Shelter In Place Program, a citywide program, which provides financial assistance (in the form of grants or loans) to eligible low- to moderate-income homeowners for emergency repairs that address health or safety hazards. The program may also address non-emergency home repairs to stabilize critical home systems (electrical, mechanical, plumbing, roofing), to remediate lead hazards, to improve the home's energy efficiency, and to meet healthy homes standards. Related relocation expenses may be provided if funds are available.

Financing

	Fund Type	Grant Year	Grant	Funded Amount	Drawn In Program Year	Drawn Thru Program Year
CDBG	EN	2020	B20MW040502	\$353,826.32	\$0.00	\$353,826.32
Total	Total			\$353,826.32	\$0.00	\$353,826.32

Proposed Accomplishments

Housing Units : 35

Actual Accomplishments

Number assisted:

	Owner		Renter		Total		Person	
	Total	Hispanic	Total	Hispanic	Total	Hispanic	Total	Hispanic
White:	7	5	0	0	7	5	0	0
Black/African American:	6	0	0	0	6	0	0	0
Asian:	0	0	0	0	0	0	0	0
American Indian/Alaskan Native:	0	0	0	0	0	0	0	0
Native Hawaiian/Other Pacific Islander:	0	0	0	0	0	0	0	0
American Indian/Alaskan Native & White:	0	0	0	0	0	0	0	0
Asian White:	0	0	0	0	0	0	0	0
Black/African American & White:	0	0	0	0	0	0	0	0
American Indian/Alaskan Native & Black/African American:	0	0	0	0	0	0	0	0
Other multi-racial:	2	0	0	0	2	0	0	0



U.S. Department of Housing and Urban Development
 Office of Community Planning and Development
 Integrated Disbursement and Information System
 CDBG Activity Summary Report (GPR) for Program Year 2022
 PHOENIX

Date: 08-Nov-2023
 Time: 12:51
 Page: 121

Asian/Pacific Islander:	0	0	0	0	0	0	0	0
Hispanic:	0	0	0	0	0	0	0	0
Total:	15	5	0	0	15	5	0	0
Female-headed Households:	0		0		0			

Income Category:	Owner	Renter	Total	Person
Extremely Low	7	0	7	0
Low Mod	4	0	4	0
Moderate	4	0	4	0
Non Low Moderate	0	0	0	0
Total	15	0	15	0
Percent Low/Mod	100.0%		100.0%	

Annual Accomplishments

Years	Accomplishment Narrative	# Benefiting
2021	A total of 30 households were assisted with CDBG-CV fund in order to shelter in place. The repairs were done by subgrantee Foundation for Senior Living.	
2022	No program accomplishments to report in PY22. Accomplishments reported in PY21.	
2023	No accomplishments to report PY23. Accomplishments reported at end of PY22.	



U.S. Department of Housing and Urban Development
 Office of Community Planning and Development
 Integrated Disbursement and Information System
 CDBG Activity Summary Report (GPR) for Program Year 2022
 PHOENIX

Date: 08-Nov-2023
 Time: 12:51
 Page: 122

PGM Year: 2020
Project: 0010 - CV-CDBG Owner Occupied Rehabilitation / Shelter in Place
IDIS Activity: 4592 - CDBG-CV OOHR Shelter In Place - Habitat for Humanity Central Arizona

Status: Completed 7/14/2023 12:00:00 AM **Objective:** Create suitable living environments
Location: 3213 W Sahuaro Dr Phoenix, AZ 85029-4243 **Outcome:** Availability/accessibility
Matrix Code: Rehab; Single-Unit Residential (14A) **National Objective:** LMH

Activity to prevent, prepare for, and respond to Coronavirus: Yes

Initial Funding Date: 07/09/2021

Description:

CDBG funds are used for the Owner-Occupied Housing Rehabilitation (OOHR) - Shelter In Place Program, a citywide program, which provides financial assistance (in the form of grants or loans) to eligible low- to moderate-income homeowners for emergency repairs that address health or safety hazards. The program may also address non-emergency home repairs to stabilize critical home systems (electrical, mechanical, plumbing, roofing), to remediate lead hazards, to improve the home's energy efficiency, and to meet healthy homes standards. Related relocation expenses may be provided if funds are available.

Financing

	Fund Type	Grant Year	Grant	Funded Amount	Drawn In Program Year	Drawn Thru Program Year
CDBG	EN	2020	B20MW040502	\$334,609.03	\$0.00	\$334,609.03
Total	Total			\$334,609.03	\$0.00	\$334,609.03

Proposed Accomplishments

Housing Units : 60

Actual Accomplishments

Number assisted:

	Owner		Renter		Total		Person	
	Total	Hispanic	Total	Hispanic	Total	Hispanic	Total	Hispanic
White:	11	8	0	0	11	8	0	0
Black/African American:	3	0	0	0	3	0	0	0
Asian:	0	0	0	0	0	0	0	0
American Indian/Alaskan Native:	0	0	0	0	0	0	0	0
Native Hawaiian/Other Pacific Islander:	0	0	0	0	0	0	0	0
American Indian/Alaskan Native & White:	0	0	0	0	0	0	0	0
Asian White:	0	0	0	0	0	0	0	0
Black/African American & White:	0	0	0	0	0	0	0	0
American Indian/Alaskan Native & Black/African American:	0	0	0	0	0	0	0	0
Other multi-racial:	1	0	0	0	1	0	0	0



U.S. Department of Housing and Urban Development
 Office of Community Planning and Development
 Integrated Disbursement and Information System
 CDBG Activity Summary Report (GPR) for Program Year 2022
 PHOENIX

Date: 08-Nov-2023
 Time: 12:51
 Page: 123

Asian/Pacific Islander:	0	0	0	0	0	0	0	0
Hispanic:	0	0	0	0	0	0	0	0
Total:	15	8	0	0	15	8	0	0
Female-headed Households:	3		0		3			

Income Category:	Owner	Renter	Total	Person
Extremely Low	13	0	13	0
Low Mod	1	0	1	0
Moderate	1	0	1	0
Non Low Moderate	0	0	0	0
Total	15	0	15	0
Percent Low/Mod	100.0%		100.0%	

Annual Accomplishments

Years	Accomplishment Narrative	# Benefiting
2021	A total of 31 households were assisted with CDBG-CV in order to shelter in place during pandemic.	
2022	No accomplishments to report for PY2022. All accomplishment information and data reported in PY2020 and in the PY2020 CAPER. Final draw completed in PY2022 using prior year funds; ID will be closed.	
2023		



U.S. Department of Housing and Urban Development
 Office of Community Planning and Development
 Integrated Disbursement and Information System
 CDBG Activity Summary Report (GPR) for Program Year 2022
 PHOENIX

Date: 08-Nov-2023
 Time: 12:51
 Page: 124

PGM Year: 2020
Project: 0024 - CDBG Owner Occupied Rehabilitation Program
IDIS Activity: 4595 - Owner Occupied Housing Rehabilitation
Status: Completed 2/8/2023 12:00:00 AM
Location: 5432 W Encanto Blvd Phoenix, AZ 85035-1825
Objective: Provide decent affordable housing
Outcome: Affordability
Matrix Code: Rehab; Single-Unit Residential (14A)
National Objective: LMH

Activity to prevent, prepare for, and respond to Coronavirus: No

Initial Funding Date: 07/30/2021

Description:

Housing rehabilitation for owner occupied homes in need of health & safety repairs.

Financing

	Fund Type	Grant Year	Grant	Funded Amount	Drawn In Program Year	Drawn Thru Program Year
CDBG	EN	2020	B20MC040502	\$158,851.39	\$2,556.08	\$158,851.39
Total	Total			\$158,851.39	\$2,556.08	\$158,851.39

Proposed Accomplishments

Housing Units : 125

Actual Accomplishments

Number assisted:

	Owner		Renter		Total		Person	
	Total	Hispanic	Total	Hispanic	Total	Hispanic	Total	Hispanic
White:	23	16	0	0	23	16	0	0
Black/African American:	7	0	0	0	7	0	0	0
Asian:	0	0	0	0	0	0	0	0
American Indian/Alaskan Native:	0	0	0	0	0	0	0	0
Native Hawaiian/Other Pacific Islander:	0	0	0	0	0	0	0	0
American Indian/Alaskan Native & White:	0	0	0	0	0	0	0	0
Asian White:	0	0	0	0	0	0	0	0
Black/African American & White:	0	0	0	0	0	0	0	0
American Indian/Alaskan Native & Black/African American:	0	0	0	0	0	0	0	0
Other multi-racial:	1	0	0	0	1	0	0	0
Asian/Pacific Islander:	0	0	0	0	0	0	0	0
Hispanic:	0	0	0	0	0	0	0	0
Total:	31	16	0	0	31	16	0	0



U.S. Department of Housing and Urban Development
 Office of Community Planning and Development
 Integrated Disbursement and Information System
 CDBG Activity Summary Report (GPR) for Program Year 2022
 PHOENIX

Date: 08-Nov-2023
 Time: 12:51
 Page: 125

Female-headed Households:			20	0	20
Income Category:	Owner	Renter	Total	Person	
Extremely Low	22	0	22	0	
Low Mod	7	0	7	0	
Moderate	2	0	2	0	
Non Low Moderate	0	0	0	0	
Total	31	0	31	0	
Percent Low/Mod	100.0%		100.0%		

Annual Accomplishments

Years	Accomplishment Narrative	# Benefiting
2020	A total of 31 households have been assisted with health & safety repairs on their home.	
2021	A total of 31 households were assisted with owner-occupied health & safety repairs.	
2022	No accomplishments to report for PY2022. All accomplishment information and data reported in PY2020 and in the PY2020 CAPER. Final draw completed in PY2020 ID closed.	



U.S. Department of Housing and Urban Development
 Office of Community Planning and Development
 Integrated Disbursement and Information System
 CDBG Activity Summary Report (GPR) for Program Year 2022
 PHOENIX

Date: 08-Nov-2023
 Time: 12:51
 Page: 126

PGM Year: 2021
Project: 0028 - CDBG Public Services Request for Proposal
IDIS Activity: 4625 - BE A LEADER FOUNDATION - CDBG PUBLIC SERVICE
Status: Completed 2/6/2023 12:00:00 AM **Objective:** Create suitable living environments
Location: 1717 W Northern Ave Ste 116 Suite 116 Phoenix, AZ 85021-5470 **Outcome:** Availability/accessibility
Matrix Code: Youth Services (05D) **National Objective:** LMC

Activity to prevent, prepare for, and respond to Coronavirus: No

Initial Funding Date: 01/13/2022

Description:

The Be A Leader program will be an expansion of their Postsecondary Transition program which supports current high school seniors through college and financial aid process. The program's expanded scope of work will target Phoenix Union High School District students from the class of 2020 who did not enroll in a postsecondary institution this past fall. The expansion will not only include re-engaging those students in higher education but will include targeted interventions to support those students through their first semester in college.

Financing

	Fund Type	Grant Year	Grant	Funded Amount	Drawn In Program Year	Drawn Thru Program Year
CDBG	EN	2020	B20MC040502	\$29,325.00	\$4,288.95	\$29,325.00
Total	Total			\$29,325.00	\$4,288.95	\$29,325.00

Proposed Accomplishments

People (General) : 1,200

Actual Accomplishments

Number assisted:

	Owner		Renter		Total		Person	
	Total	Hispanic	Total	Hispanic	Total	Hispanic	Total	Hispanic
White:	0	0	0	0	0	0	687	673
Black/African American:	0	0	0	0	0	0	23	0
Asian:	0	0	0	0	0	0	4	0
American Indian/Alaskan Native:	0	0	0	0	0	0	6	0
Native Hawaiian/Other Pacific Islander:	0	0	0	0	0	0	1	0
American Indian/Alaskan Native & White:	0	0	0	0	0	0	0	0
Asian White:	0	0	0	0	0	0	0	0
Black/African American & White:	0	0	0	0	0	0	0	0
American Indian/Alaskan Native & Black/African American:	0	0	0	0	0	0	0	0
Other multi-racial:	0	0	0	0	0	0	2	0
Asian/Pacific Islander:	0	0	0	0	0	0	0	0
Hispanic:	0	0	0	0	0	0	0	0

PR03 - PHOENIX

Page: 126 of 408



U.S. Department of Housing and Urban Development
 Office of Community Planning and Development
 Integrated Disbursement and Information System
 CDBG Activity Summary Report (GPR) for Program Year 2022
 PHOENIX

Date: 08-Nov-2023
 Time: 12:51
 Page: 127

Total:								723	673
Female-headed Households:								0	0
<i>Income Category:</i>	Owner	Renter	Total		Person				
Extremely Low	0	0	0		220				
Low Mod	0	0	0		460				
Moderate	0	0	0		43				
Non Low Moderate	0	0	0		0				
Total	0	0	0		723				
Percent Low/Mod					100.0%				

Annual Accomplishments

Years	Accomplishment Narrative	# Benefiting
2021	This program will be an expansion of our highly successful Postsecondary Transition program which supports current high school seniors through the college and financial aid process. With your support, we will be able to expand the scope of our Postsecondary Transition services to now target Phoenix Union students from the Class of 2020 who did not enroll in a postsecondary institution this past fall. The expansion would not only include re-engaging these students in higher education but would also specifically include targeted interventions to support students through their first semester in college. This proposed expansion will result in a set of Postsecondary Transition services that blends the critical interventions provided through our SBC program with key interventions currently deployed in our College Success programs. The program served 723 Phoenix beneficiaries in FY 2021-22.	
2022	All services provided and beneficiary data received was for PY2021-22, which was reported in the PY2021 CAPER. No services were provided, or beneficiary data received for PY2022-23. The final draw occurred in PY2022 using prior year funding.	



U.S. Department of Housing and Urban Development
 Office of Community Planning and Development
 Integrated Disbursement and Information System
 CDBG Activity Summary Report (GPR) for Program Year 2022
 PHOENIX

Date: 08-Nov-2023
 Time: 12:51
 Page: 128

PGM Year: 2021
Project: 0028 - CDBG Public Services Request for Proposal
IDIS Activity: 4626 - BIG BROTHERS BIG SISTERS - CDBG PUBLIC SERVICE
Status: Completed 11/2/2023 6:15:19 PM **Objective:** Create suitable living environments
Location: 4745 N 7th St Ste 210 Suite 210 Phoenix, AZ 85014-3667 **Outcome:** Availability/accessibility
Matrix Code: Youth Services (05D) **National Objective:** LMC

Activity to prevent, prepare for, and respond to Coronavirus: No

Initial Funding Date: 01/13/2022

Description:

The Big Brothers Big Sisters' program will utilize CDBG funding to provided community-based, site-based, and virtual mentoring in Phoenix. In community-based mentoring, adults and youth, ages 6-18 years old, will be matched based on where they live, and matched pairs will meet 2-4 times per month and participate in community-wide and individual activities.
 Site-based mentoring, volunteer mentors will be matched with elementary age youth at Lowell Elementary School, and matches will meet during the lunch hour once per week and participate in leadership development activities on the school campus.
 Virtual mentoring will be available to all matches as needed.
 Online mentoring training will be offered to all mentors, connection to resources will be provided to all families, and 12 organized group events will be coordinated.

Financing

	Fund Type	Grant Year	Grant	Funded Amount	Drawn In Program Year	Drawn Thru Program Year
CDBG	EN	2020	B20MC040502	\$30,000.00	\$5,114.16	\$30,000.00
Total	Total			\$30,000.00	\$5,114.16	\$30,000.00

Proposed Accomplishments

People (General) : 100

Actual Accomplishments

Number assisted:

	Owner		Renter		Total		Person	
	Total	Hispanic	Total	Hispanic	Total	Hispanic	Total	Hispanic
White:	0	0	0	0	0	0	67	43
Black/African American:	0	0	0	0	0	0	18	1
Asian:	0	0	0	0	0	0	1	0
American Indian/Alaskan Native:	0	0	0	0	0	0	3	1
Native Hawaiian/Other Pacific Islander:	0	0	0	0	0	0	0	0
American Indian/Alaskan Native & White:	0	0	0	0	0	0	2	0
Asian White:	0	0	0	0	0	0	0	0
Black/African American & White:	0	0	0	0	0	0	2	0
American Indian/Alaskan Native & Black/African American:	0	0	0	0	0	0	0	0

PR03 - PHOENIX

Page: 128 of 408



U.S. Department of Housing and Urban Development
 Office of Community Planning and Development
 Integrated Disbursement and Information System
 CDBG Activity Summary Report (GPR) for Program Year 2022
 PHOENIX

Date: 08-Nov-2023
 Time: 12:51
 Page: 129

Other multi-racial:	0	0	0	0	0	0	7	0
Asian/Pacific Islander:	0	0	0	0	0	0	0	0
Hispanic:	0	0	0	0	0	0	0	0
Total:	0	0	0	0	0	0	100	45
Female-headed Households:	0	0	0	0	0	0	0	0

Income Category:	Owner	Renter	Total	Person
Extremely Low	0	0	0	43
Low Mod	0	0	0	54
Moderate	0	0	0	2
Non Low Moderate	0	0	0	1
Total	0	0	0	100
Percent Low/Mod				99.0%

Annual Accomplishments

Years	Accomplishment Narrative	# Benefiting
2021	<p>This project utilized \$30,000 in CDBG funds for Big Brothers Big Sisters of Central Arizona (BBBSAZ) to provide Community-Based, Site-Based, and Virtual Mentoring in Phoenix. Specifically, CDBG funds will be used to pay for a portion of the salaries of 8 employees who will provide direct services to Phoenix youth and families.</p> <p>In Community-Based Mentoring, adults and youth, ages 6-18 years old, were matched based on where they live. Matched pairs met from 2-4 times monthly and participate in community-wide and individual activities. In Site-Based Mentoring, volunteer mentors were matched to elementary age youth at Lowell Elementary School. Matches met during lunch hours once weekly and participated in leadership development activities on the school grounds. BBBSAZ also provided online mentor training for all mentors within this program, connections to resources for all families, and also offered 12 organized group events for matches. A total of 100 Phoenix beneficiaries were served in FY 2021-22.</p>	
2022	<p>All services provided and beneficiary data received was for PY2021-22, which was reported in PY2021 CAPER. No services were provided, or beneficiary data received for PY2022-23. The final draw for this activity occurred in PY2022-23 using prior year funding.</p>	



U.S. Department of Housing and Urban Development
 Office of Community Planning and Development
 Integrated Disbursement and Information System
 CDBG Activity Summary Report (GPR) for Program Year 2022
 PHOENIX

Date: 08-Nov-2023
 Time: 12:51
 Page: 130

PGM Year: 2021
Project: 0028 - CDBG Public Services Request for Proposal
IDIS Activity: 4627 - BOYS & GIRLS CLUBS OF METROPOLITAN PHOENIX - CDBG PS
Status: Completed 2/6/2023 12:00:00 AM **Objective:** Create suitable living environments
Location: 4309 E Belleview St Bldg 14 Building 14 Phoenix, AZ 85008-5409 **Outcome:** Availability/accessibility
Matrix Code: Youth Services (05D) **National Objective:** LMC

Activity to prevent, prepare for, and respond to Coronavirus: No

Initial Funding Date: 01/13/2022

Description:

The Boys & Girls Clubs of Metropolitan Phoenix LEAP program will use CDBG funding to conduct consistent academic enrichment activities that delve into core standards of learning to reinforce grade appropriate concepts, provide intentional social emotional wellness, and support strategies that address all areas of SEL framework that fosters knowledge, skills, and attitudes across 5 areas of competency.
 The LEAP program will turn inconsistent learning in schools due to COVID-19 into consistent academic enrichment programs.
 Youth Development Specialists will conduct the LEAP program at 10 Clubs during the summer and school year months.

Financing

	Fund Type	Grant Year	Grant	Funded Amount	Drawn In Program Year	Drawn Thru Program Year
CDBG	EN	2020	B20MC040502	\$30,000.00	\$0.00	\$30,000.00
Total	Total			\$30,000.00	\$0.00	\$30,000.00

Proposed Accomplishments

People (General) : 5,000

Actual Accomplishments

Number assisted:

	Owner		Renter		Total		Person	
	Total	Hispanic	Total	Hispanic	Total	Hispanic	Total	Hispanic
White:	0	0	0	0	0	0	1,372	1,013
Black/African American:	0	0	0	0	0	0	1,100	150
Asian:	0	0	0	0	0	0	17	3
American Indian/Alaskan Native:	0	0	0	0	0	0	0	0
Native Hawaiian/Other Pacific Islander:	0	0	0	0	0	0	14	6
American Indian/Alaskan Native & White:	0	0	0	0	0	0	120	63
Asian White:	0	0	0	0	0	0	0	0
Black/African American & White:	0	0	0	0	0	0	0	0
American Indian/Alaskan Native & Black/African American:	0	0	0	0	0	0	16	3
Other multi-racial:	0	0	0	0	0	0	1,680	1,415



U.S. Department of Housing and Urban Development
 Office of Community Planning and Development
 Integrated Disbursement and Information System
 CDBG Activity Summary Report (GPR) for Program Year 2022
 PHOENIX

Date: 08-Nov-2023
 Time: 12:51
 Page: 131

Asian/Pacific Islander:	0	0	0	0	0	0	0	0
Hispanic:	0	0	0	0	0	0	0	0
Total:	0	0	0	0	0	0	4,319	2,653
Female-headed Households:	0	0	0	0	0	0	0	0

Income Category:	Owner	Renter	Total	Person
Extremely Low	0	0	0	2,238
Low Mod	0	0	0	1,162
Moderate	0	0	0	682
Non Low Moderate	0	0	0	237
Total	0	0	0	4,319
Percent Low/Mod				94.5%

Annual Accomplishments

Years	Accomplishment Narrative	# Benefiting
2021	<p>CDBG funds were used to assist with salaries of staff providing programming for Phoenix youth. 4,319 Phoenix youth were served in FY 21-22.</p> <p>Club kids in Phoenix have participated in numerous life-enriching activities. A typical afternoon for most of the youth who attend the Club after school starts with Power Hour. Club staff and volunteers provide tutoring and other assistance to help Club members complete their homework. This is conducted during the first hour to ensure the youth complete their homework and go to school the next day prepared for their classes.</p> <p>After Power Hour, they participate in a number of other academic, social emotional learning, life skills and fitness activities in rotations. For example, the teens can go into the Teen Tech Center to participate in videography, robotics, computer programming, and other fun and educational STEM activities. Children and teens participate in special academic activities, including Reading, Math and Science Programs to improve their skills in these areas; and other high-yield learning activities that are infused into all Club areas. Others participate in SMART (Skills Mastery and Resistance Training) programming, including SMART Girls, which educates girls about healthy attitudes and lifestyles so they can realize their potential and have a successful future. We also provide Passport to Manhood for boys, ages 11-14, which teaches them about 14 different aspects of manhood.</p>	
2022	No accomplishments to report. Program completion June 30, 2022. Final draw only.	



U.S. Department of Housing and Urban Development
 Office of Community Planning and Development
 Integrated Disbursement and Information System
 CDBG Activity Summary Report (GPR) for Program Year 2022
 PHOENIX

Date: 08-Nov-2023
 Time: 12:51
 Page: 132

PGM Year:	2021		
Project:	0028 - CDBG Public Services Request for Proposal		
IDIS Activity:	4628 - DUET: PARTNERS IN HEALTH & AGING - CDBG PUBLIC SERVICE		
Status:	Completed 11/2/2023 6:34:15 PM	Objective:	Create suitable living environments
Location:	10000 N 31st Ave Ste D200 Suite D200 Phoenix, AZ 85051-9570	Outcome:	Availability/accessibility
		Matrix Code:	Senior Services (05A)
		National Objective:	LMC

Activity to prevent, prepare for, and respond to Coronavirus: No

Initial Funding Date: 01/13/2022

Description:

The Duet:Partners in Health & Aging program will use CDBG funding to provide services to homebound seniors while following all CDC and Arizona Department of Health COVID-19 prevention guidelines. Duet's services will include transporting homebound seniors to medical appointments, having volunteers conduct grocery shopping for seniors, including receiving grocery list, picking up items, and delivering items to their homes, making friendly phone calls, and assisting with small repairs. Additionally, volunteers will help seniors schedule COVID-19 vaccines and provide transportation to their appointments. Duet will also increase efforts to recruit more volunteers to serve the increasing number of Phoenix senior through community presentations, meeting with current and prospective partner agencies, and word of mouth.

Financing

	Fund Type	Grant Year	Grant	Funded Amount	Drawn In Program Year	Drawn Thru Program Year
CDBG	EN	2020	B20MC040502	\$21,075.86	\$2,203.20	\$21,075.86
Total	Total			\$21,075.86	\$2,203.20	\$21,075.86

Proposed Accomplishments

People (General) : 75

Actual Accomplishments

Number assisted:

	Owner		Renter		Total		Person	
	Total	Hispanic	Total	Hispanic	Total	Hispanic	Total	Hispanic
White:	0	0	0	0	0	0	47	1
Black/African American:	0	0	0	0	0	0	0	0
Asian:	0	0	0	0	0	0	3	0
American Indian/Alaskan Native:	0	0	0	0	0	0	0	0
Native Hawaiian/Other Pacific Islander:	0	0	0	0	0	0	1	0
American Indian/Alaskan Native & White:	0	0	0	0	0	0	0	0
Asian White:	0	0	0	0	0	0	0	0
Black/African American & White:	0	0	0	0	0	0	0	0
American Indian/Alaskan Native & Black/African American:	0	0	0	0	0	0	0	0

PR03 - PHOENIX

Page: 132 of 408



U.S. Department of Housing and Urban Development
Office of Community Planning and Development
Integrated Disbursement and Information System
CDBG Activity Summary Report (GPR) for Program Year 2022
PHOENIX

Date: 08-Nov-2023
Time: 12:51
Page: 133

Other multi-racial:	0	0	0	0	0	0	0	0
Asian/Pacific Islander:	0	0	0	0	0	0	0	0
Hispanic:	0	0	0	0	0	0	0	0
Total:	0	0	0	0	0	0	51	1
Female-headed Households:	0	0	0	0	0	0	0	0

Income Category:				Person
	Owner	Renter	Total	
Extremely Low	0	0	0	19
Low Mod	0	0	0	24
Moderate	0	0	0	7
Non Low Moderate	0	0	0	1
Total	0	0	0	51
Percent Low/Mod				98.0%

Annual Accomplishments

Years	Accomplishment Narrative	# Benefitting
2021	<p>CDBG funds will cover 20% of the personnel salary costs to conduct services for homebound seniors. Total hours per week serving seniors in Phoenix, covered by these funds, is 28 hours. The CDBG portion for all Phoenix seniors served through Duet is approximately 58%.</p> <p>The program will be delivered by conducting these activities while following all CDC and Arizona Department of Health COVID-19 prevention guidelines: 1) Transporting homebound seniors to medical appointments, while ensuring passenger safety by cleaning and sanitizing the vehicles before and after each pick-up and having all drivers and passengers wear masks and gloves. 2) Having volunteers conduct grocery shopping for seniors, including receiving a grocery list, picking up the items, and delivering the items to their homes, making friendly phone calls, and assisting with small home repairs. 3) Helping neighbors schedule COVID-19 vaccines and providing volunteer transportation to their appointments. This is a new activity. 4) Recruiting more volunteers to serve the increasing number of Phoenix seniors through community presentations, meeting with current and prospective partner agencies and discussing the need for more volunteers, using social media, encouraging current volunteers to recruit their friends and neighbors, partnering with Elevate Phoenix to recruit its alumni, and through other strategies. 5) Conducting volunteer orientations in-person and/or virtually that include information about where to get fingerprinted; creating photo name badges; and completing commitment sheets indicating the service(s) volunteers wish to provide, how many neighbors they wish to help, and the geographic area(s) they are willing to serve. 6) Generating community awareness so Phoenix seniors know where to get help and to increase volunteer recruitment. In addition to serving more Phoenix seniors over the next year, Duet also will expand the program by adding new services. These include providing rides for seniors to obtain COVID-19 vaccinations, working with new nonprofit agency partners to engage seniors in intergenerational activities and relationships to improve their mental and emotional health and reduce their loneliness and isolation, identifying new services that the neighbors need (how to purchase the right computer for their specific needs, how to gain Internet connectivity, creating a will, etc.) and then recruiting new volunteers with the skills to help them. A total of 51 Phoenix beneficiaries were served in FY 2021-22.</p>	
2022	<p>All services provided and beneficiary data received was for PY2021-22, which was reported in the PY2021 CAPER. No services were provided or beneficiary data received for PY2022-23. The final draw occurred in PY2022 using prior year funding.</p>	



U.S. Department of Housing and Urban Development
 Office of Community Planning and Development
 Integrated Disbursement and Information System
 CDBG Activity Summary Report (GPR) for Program Year 2022
 PHOENIX

Date: 08-Nov-2023
 Time: 12:51
 Page: 134

PGM Year: 2021
Project: 0028 - CDBG Public Services Request for Proposal
IDIS Activity: 4629 - one-n-ten CDBG Public Service
Status: Completed 2/6/2023 12:00:00 AM
Location: 1101 N Central Ave Suite 104 Phoenix, AZ 85004-1808
Objective: Create suitable living environments
Outcome: Availability/accessibility
Matrix Code: Youth Services (05D)
National Objective: LMC

Activity to prevent, prepare for, and respond to Coronavirus: No

Initial Funding Date: 01/14/2022

Description:

one-n-ten will use the Community Development Block grant for staffing one Youth Center Operations Manager and one Youth Center Program Manager. The Youth Center offers daily activities specific to LGBTQ+ and allied youth 11-24 through signature programs in housing, workforce development, wellness, and leadership. From weekly discussion groups to fun social networking events, they create a safe space, mentally and physically, for youth of all socio-economic and cultural backgrounds. They also provide resource navigation services to promote healthy choices and living by assisting LGBTQ+ youth and young adults in identifying culturally competent medical, dental, and mental health providers, crisis lines, safe shelter, legal aid, and more. Youth Center workshops are facilitated Monday through Friday and every other Saturday from 3 P.M. to 7 P.M. Workshop activities are varied and may include group discussions on age appropriate trending topics, financial education, public speaking, suicideharm reduction, antibullying training, and fine art.

Financing

	Fund Type	Grant Year	Grant	Funded Amount	Drawn In Program Year	Drawn Thru Program Year
CDBG	EN	2021	B21MC040502	\$30,000.00	\$30,000.00	\$30,000.00
Total	Total			\$30,000.00	\$30,000.00	\$30,000.00

Proposed Accomplishments

People (General) : 100

Actual Accomplishments

Number assisted:

	Owner		Renter		Total		Person	
	Total	Hispanic	Total	Hispanic	Total	Hispanic	Total	Hispanic
White:	0	0	0	0	0	0	155	17
Black/African American:	0	0	0	0	0	0	10	3
Asian:	0	0	0	0	0	0	3	0
American Indian/Alaskan Native:	0	0	0	0	0	0	7	2
Native Hawaiian/Other Pacific Islander:	0	0	0	0	0	0	1	0
American Indian/Alaskan Native & White:	0	0	0	0	0	0	0	0
Asian White:	0	0	0	0	0	0	4	1
Black/African American & White:	0	0	0	0	0	0	0	0

PR03 - PHOENIX

Page: 134 of 408



U.S. Department of Housing and Urban Development
 Office of Community Planning and Development
 Integrated Disbursement and Information System
 CDBG Activity Summary Report (GPR) for Program Year 2022
 PHOENIX

Date: 08-Nov-2023
 Time: 12:51
 Page: 135

American Indian/Alaskan Native & Black/African American:	0	0	0	0	0	0	0	0
Other multi-racial:	0	0	0	0	0	0	57	34
Asian/Pacific Islander:	0	0	0	0	0	0	0	0
Hispanic:	0	0	0	0	0	0	0	0
Total:	0	0	0	0	0	0	237	57

Female-headed Households: 0 0 0

Income Category:	Owner	Renter	Total	Person
Extremely Low	0	0	0	89
Low Mod	0	0	0	50
Moderate	0	0	0	56
Non Low Moderate	0	0	0	42
Total	0	0	0	237
Percent Low/Mod				82.3%

Annual Accomplishments

Years	Accomplishment Narrative	# Benefiting
2021	one-n-ten will use the Community Development Block grant for staffing one Youth Center Operations Manager and one Youth Center Program Manager. The Youth Center offers daily activities specific to LGBTQ+ and allied youth 11-24 through signature programs in housing, workforce development, wellness, and leadership. From weekly discussion groups to fun social networking events, they create a safe space, mentally and physically, for youth of all socio-economic and cultural backgrounds. They also provide resource navigation services to promote healthy choices and living by assisting LGBTQ+ youth and young adults in identifying culturally competent medical, dental, and mental health providers, crisis lines, safe shelter, legal aid, and more. Youth Center workshops are facilitated Monday through Friday and every other Saturday from 3 P.M. to 7 P.M. Workshop activities are varied and may include group discussions on age appropriate trending topics, financial education, public speaking, suicide/harm reduction, antibullying training, and fine art. This program served 237 low- and moderate-income youth in FY 2021-22.	
2022	All services provided and beneficiary data received was for PY2021-22, which was reported in PY2021 CAPER. No services were provided, or beneficiary data received for PY2022-23. The final draw for this activity occurred in PY2022-23 using prior year funding.	



U.S. Department of Housing and Urban Development
 Office of Community Planning and Development
 Integrated Disbursement and Information System
 CDBG Activity Summary Report (GPR) for Program Year 2022
 PHOENIX

Date: 08-Nov-2023
 Time: 12:51
 Page: 136

PGM Year: 2021
Project: 0028 - CDBG Public Services Request for Proposal
IDIS Activity: 4630 - Assistance League of Phoenix CDBG Public Service
Status: Completed 12/27/2022 12:00:00 AM
Location: 9224 N 5th St Phoenix, AZ 85020-2533
Objective: Create suitable living environments
Outcome: Availability/accessibility
Matrix Code: Youth Services (05D)
National Objective: LMC

Activity to prevent, prepare for, and respond to Coronavirus: No

Initial Funding Date: 01/14/2022

Description:

The purpose of Operation School Bell (OSB) is help children succeed in school by providing them with new wardrobe packages. Each full uniform package includes two bottoms (pantshortsskirts), three polo shirts, one pair of shoes, a sweatshirt, a belt, six pairs of socks, six pairs of underwear, one hygiene kit (soap, toothpaste, toothbrush, deodorant, comb and brush), a tote bag, and a new, grade-level book of their choice. Inadequate clothing can contribute to low self-esteem and negatively impact school performance. Shoes that hurt because they are too small hamper a child's ability to concentrate. Funding from CDBG funding will provide 375 children, grades K-8 at Title I schools in the Phoenix zip codes with wardrobe packages. CDBG funds will be used for the purchasing of clothing, shoes, and hygiene items. All items are purchased new in bulk, to get the best pricing.

Financing

	Fund Type	Grant Year	Grant	Funded Amount	Drawn In Program Year	Drawn Thru Program Year
CDBG	EN	2020	B20MC040502	\$30,000.00	\$0.00	\$30,000.00
Total	Total			\$30,000.00	\$0.00	\$30,000.00

Proposed Accomplishments

People (General) : 375

Actual Accomplishments

Number assisted:

	Owner		Renter		Total		Person	
	Total	Hispanic	Total	Hispanic	Total	Hispanic	Total	Hispanic
White:	0	0	0	0	0	0	3,754	3,048
Black/African American:	0	0	0	0	0	0	1,298	44
Asian:	0	0	0	0	0	0	176	14
American Indian/Alaskan Native:	0	0	0	0	0	0	200	56
Native Hawaiian/Other Pacific Islander:	0	0	0	0	0	0	126	77
American Indian/Alaskan Native & White:	0	0	0	0	0	0	74	24
Asian White:	0	0	0	0	0	0	34	18
Black/African American & White:	0	0	0	0	0	0	212	15

PR03 - PHOENIX

Page: 136 of 408



U.S. Department of Housing and Urban Development
 Office of Community Planning and Development
 Integrated Disbursement and Information System
 CDBG Activity Summary Report (GPR) for Program Year 2022
 PHOENIX

Date: 08-Nov-2023
 Time: 12:51
 Page: 137

American Indian/Alaskan Native & Black/African American:	0	0	0	0	0	0	61	8
Other multi-racial:	0	0	0	0	0	0	3,064	2,055
Asian/Pacific Islander:	0	0	0	0	0	0	0	0
Hispanic:	0	0	0	0	0	0	0	0
Total:	0	0	0	0	0	0	8,999	5,359

Female-headed Households: 0 0 0

Income Category:	Owner	Renter	Total	Person
Extremely Low	0	0	0	8,999
Low Mod	0	0	0	0
Moderate	0	0	0	0
Non Low Moderate	0	0	0	0
Total	0	0	0	8,999
Percent Low/Mod				100.0%

Annual Accomplishments

Years	Accomplishment Narrative	# Benefiting
-------	--------------------------	--------------

2021	<p>The purpose of Operation School Bell (OSB) is help children succeed in school by providing them with new wardrobe packages. Each full uniform package includes two bottoms (pants/shorts/skirts), three polo shirts, one pair of shoes, a sweatshirt, a belt, six pairs of socks, six pairs of underwear, one hygiene kit (soap, toothpaste, toothbrush, deodorant, comb and brush), a tote bag, and a new, grade-level book of their choice. Inadequate clothing can contribute to low self-esteem and negatively impact school performance. Shoes that hurt because they are too small hamper a child's ability to concentrate. Funding from CDBG funding will provide 375 children, grades K-8 at Title I schools in the Phoenix zip codes with wardrobe packages. CDBG funds will be used for the purchasing of clothing, shoes, and hygiene items. All items are purchased new in bulk, to get the best pricing. The program served 8,999 youth in FY 2021-22.</p>	
------	--	--

We are so thankful for the CDBG grant funding which was matched by BHHS Legacy Foundation, which doubled your impact. We were so thankful to have Operation School Bell back in full force this school year, as the pandemic began to loosen up restrictions for our schools. We were also able to add new schools, as we added the option of non-uniform clothing packages. The pandemic DID bring about some changes that are really great. This was one of those changes. We also added special "Vans-like" shoes that were designed by the Fiesta Bowl and has their logo on the back. These one of a kind shoes can only be found on our Delivering Dreams Buses. This exclusive shoe was really a hit for the kids this year, making them feel extra special. All of our partnerships is what makes this possible. It really does take a village. We are so thankful that the City of Phoenix Neighborhood Services is part of that village!



U.S. Department of Housing and Urban Development
 Office of Community Planning and Development
 Integrated Disbursement and Information System
 CDBG Activity Summary Report (GPR) for Program Year 2022
 PHOENIX

Date: 08-Nov-2023
 Time: 12:51
 Page: 138

PGM Year: 2021
Project: 0028 - CDBG Public Services Request for Proposal
IDIS Activity: 4631 - Chicanos Por La Causa - Seniors CDBG Public Service
Status: Completed 2/6/2023 12:00:00 AM
Location: 1617 N 45th Ave Phoenix, AZ 85035-4219
Objective: Create suitable living environments
Outcome: Availability/accessibility
Matrix Code: Senior Services (05A)
National Objective: LMC

Activity to prevent, prepare for, and respond to Coronavirus: No

Initial Funding Date: 01/14/2022

Description:

Chicanos Por La Causa will use the Community Development Block Grant to staff a program driver. This program brings the elderly out of their apartments to socialize with other community residents and combat social isolation and depression that many elderly face on a regular basis. Home-delivered meals provide homebound individuals with a nutritious, hot meal each day. This service is available to older adults who are unable to prepare or obtain meals for themselves during a period of need.

Financing

	Fund Type	Grant Year	Grant	Funded Amount	Drawn In Program Year	Drawn Thru Program Year
CDBG	EN	2020	B20MC040502	\$30,000.00	\$3,699.30	\$30,000.00
Total	Total			\$30,000.00	\$3,699.30	\$30,000.00

Proposed Accomplishments

People (General) : 100

Actual Accomplishments

Number assisted:

	Owner		Renter		Total		Person	
	Total	Hispanic	Total	Hispanic	Total	Hispanic	Total	Hispanic
White:	0	0	0	0	0	0	113	91
Black/African American:	0	0	0	0	0	0	19	3
Asian:	0	0	0	0	0	0	0	0
American Indian/Alaskan Native:	0	0	0	0	0	0	1	0
Native Hawaiian/Other Pacific Islander:	0	0	0	0	0	0	2	0
American Indian/Alaskan Native & White:	0	0	0	0	0	0	2	0
Asian White:	0	0	0	0	0	0	2	0
Black/African American & White:	0	0	0	0	0	0	1	0
American Indian/Alaskan Native & Black/African American:	0	0	0	0	0	0	1	0
Other multi-racial:	0	0	0	0	0	0	3	1
Asian/Pacific Islander:	0	0	0	0	0	0	0	0

PR03 - PHOENIX

Page: 138 of 408



U.S. Department of Housing and Urban Development
 Office of Community Planning and Development
 Integrated Disbursement and Information System
 CDBG Activity Summary Report (GPR) for Program Year 2022
 PHOENIX

Date: 08-Nov-2023
 Time: 12:51
 Page: 139

Hispanic:	0	0	0	0	0	0	0	0
Total:	0	0	0	0	0	0	144	95
Female-headed Households:	0		0		0			
<i>Income Category:</i>								
	Owner	Renter	Total	Person				
Extremely Low	0	0	0	132				
Low Mod	0	0	0	12				
Moderate	0	0	0	0				
Non Low Moderate	0	0	0	0				
Total	0	0	0	144				
Percent Low/Mod				100.0%				

Annual Accomplishments



U.S. Department of Housing and Urban Development
 Office of Community Planning and Development
 Integrated Disbursement and Information System
 CDBG Activity Summary Report (GPR) for Program Year 2022
 PHOENIX

Date: 08-Nov-2023
 Time: 12:51
 Page: 140

Years	Accomplishment Narrative	# Benefiting
2021	<p>The help of experience and helpful staff, seniors are able to receive information about programs, benefits, and services that may be available in the community. Healthy Aging staff are also available to help fill out paperwork or applications for programs. We serve as advocates when seniors are having problems with social security, food stamps, Medicaid, health insurance, and more. Healthy Aging senior center promotes healthy aging by giving seniors access to multiple resources available to help them stay active and independent. We offer ways to improve seniors' health such as exercise classes, blood pressure checks, nutritious meals, cooking classes and health education classes. Seniors have the ability to get to the grocery store, health care appointments and social events when driving isn't an option, helps maintain independence.</p> <p>With the CDBG Grant funding we have provided health educational classes, recreational activities and resources. Health education programs help empower seniors to a healthier life style by improving their physical, mental, emotional and social health by increasing their knowledge and influencing their attitudes about caring for their well-being. Recreation activities also provided all the same benefits and keeps them moving to a healthier life style. We are recording their weight, blood pressure and glucose numbers from when they start our nutrition or physical activities and will be comparing them at the end of every month and record any changes whether they are positive or negative. Increasing health and fitness knowledge is what we are wanting to accomplish with all of our senior participants.</p> <p>We were able to enroll 144 Seniors to our CPLC healthy aging program. We were able to assist 116 seniors to enroll to Arizona Health Care Cost Containment System (AHCCCS) or guide them through the health care system. 70 of our seniors were able benefit from the nutrition classes. 76 seniors were able to join peer support group to combat social isolation. We have focused on this past quarter to keep our older adults on track with their health goals. We are working on implementing a Blood Sugar tracking app, so our seniors can track their glucose after meals. By doing this, it will help our seniors better understand what foods are causing the high glucose spikes. It has been a bit difficult, due to the fact that our seniors not very tech savvy and the apps not user friendly. The wellness coordinator is researching and working with U of A on finding the right app for our seniors.</p> <p>Here is a client success story:</p> <p>A client that has been dealing with medical issues, food shortage, and unable to cook for themselves. We were able to assist the client with all the issues they were dealing with. The client was unable to see a doctor due to lack of insurance. The wellness coordinator with the help of KOEGH health connections was able to assist the client filing for medical insurance through Arizona Health Care Cost Containment System (AHCCCS), as well as receive Supplemental Nutrition Assistant Program (SNAP). The Client was able to see a doctor and resolve her medical issues as well as getting her \$240.00 in SNAP. The wellness coordinator was also able to provide diabetes classes and we were able to reduce the clients blood sugar to 210 from the high 300. The Wellness coordinator is still working with the client to continue to lower the glucose numbers by having the client participate in monthly check ups, walking club, yoga, Zumba gold, and nutrition classes. Our efforts to help the client to manage their medical issues, has been our main goal for the client. So we can Empower our elderly community for a healthier life style.</p>	
2022	<p>All services provided and beneficiary data received was for PY2021-22, which was reported in PY2021 CAPER. No services were provided, or beneficiary data received for PY2022-23. The final draw for this activity occurred in PY2022-23 using prior year funding.</p>	



U.S. Department of Housing and Urban Development
 Office of Community Planning and Development
 Integrated Disbursement and Information System
 CDBG Activity Summary Report (GPR) for Program Year 2022
 PHOENIX

Date: 08-Nov-2023
 Time: 12:51
 Page: 141

PGM Year: 2021
Project: 0028 - CDBG Public Services Request for Proposal
IDIS Activity: 4632 - Chicanos Por La Causa - Youth CDBG Public Service
Status: Completed 2/6/2023 12:00:00 AM
Location: 3216 W Van Buren St Phoenix, AZ 85009-4818
Objective: Create suitable living environments
Outcome: Availability/accessibility
Matrix Code: Youth Services (05D)
National Objective: LMC

Activity to prevent, prepare for, and respond to Coronavirus: No

Initial Funding Date: 01/14/2022

Description:

The agency will use the Community Development Block Grant for the staffing of two Youth Facilitators. The Community Centers serves low-income neighborhoods in central, south and west Phoenix, providing children with a safe and enriching place to be during out-of-school times. The Centers offer homework help, tutoring, hands-on STEM projects, leadership development, art, games, and sports. Children also receive healthy afterschool meals provided by St. Mary's Food Bank. Without this free programming, many working-poor families have no other option where their children receive supervised care, and the essential social-emotional, physical, and intellectual supports that children need to thrive. According to community leaders interviewed in past reporting, the CPLC Community Center alone has the "foundation to engage kids" but must rely on community support to carry on its essential mission. Services to be provided at 3216 W. Van Buren St. Phoenix, AZ 85009 and 140 E. Tonto St. Phoenix, AZ 85004.

Financing

	Fund Type	Grant Year	Grant	Funded Amount	Drawn In Program Year	Drawn Thru Program Year
CDBG	EN	2020	B20MC040502	\$30,000.00	\$0.00	\$30,000.00
Total	Total			\$30,000.00	\$0.00	\$30,000.00

Proposed Accomplishments

People (General) : 80

Actual Accomplishments

Number assisted:

	Owner		Renter		Total		Person	
	Total	Hispanic	Total	Hispanic	Total	Hispanic	Total	Hispanic
White:	0	0	0	0	0	0	197	195
Black/African American:	0	0	0	0	0	0	33	0
Asian:	0	0	0	0	0	0	10	0
American Indian/Alaskan Native:	0	0	0	0	0	0	0	0

PR03 - PHOENIX

Page: 141 of 408



U.S. Department of Housing and Urban Development
 Office of Community Planning and Development
 Integrated Disbursement and Information System
 CDBG Activity Summary Report (GPR) for Program Year 2022
 PHOENIX

Date: 08-Nov-2023
 Time: 12:51
 Page: 142

Native Hawaiian/Other Pacific Islander:	0	0	0	0	0	0	0	0
American Indian/Alaskan Native & White:	0	0	0	0	0	0	0	0
Asian White:	0	0	0	0	0	0	0	0
Black/African American & White:	0	0	0	0	0	0	0	0
American Indian/Alaskan Native & Black/African American:	0	0	0	0	0	0	0	0
Other multi-racial:	0	0	0	0	0	0	16	1
Asian/Pacific Islander:	0	0	0	0	0	0	0	0
Hispanic:	0	0	0	0	0	0	0	0
Total:	0	0	0	0	0	0	256	196

Female-headed Households: 0 0 0 0

Income Category:

	Owner	Renter	Total	Person
Extremely Low	0	0	0	127
Low Mod	0	0	0	54
Moderate	0	0	0	44
Non Low Moderate	0	0	0	31
Total	0	0	0	256
Percent Low/Mod				87.9%

Annual Accomplishments



U.S. Department of Housing and Urban Development
 Office of Community Planning and Development
 Integrated Disbursement and Information System
 CDBG Activity Summary Report (GPR) for Program Year 2022
 PHOENIX

Date: 08-Nov-2023
 Time: 12:51
 Page: 143

Years	Accomplishment Narrative	# Benefiting
2021	<p>The CPLC Community Centers serve low-income neighborhoods in central, south and west Phoenix, providing children with a safe and enriching place to be during out-of-school times. The Centers offer homework help, tutoring, hands-on STEM projects, leadership development, art, games, and sports. Children also receive healthy afterschool meals provided by St. Mary's Food Bank. Without this free programming, many working-poor families have no other option where their children receive supervised care, and the essential social-emotional, physical, and intellectual supports that children need to thrive. According to community leaders interviewed in past reporting, the CPLC Community Center alone has the "foundation to engage kids" but must rely on community support to carry on its essential mission. Services to be provided at 3216 W. Van Buren St. Phoenix, AZ 85009 and 140 E. Tonto St. Phoenix, AZ 85004. This program served 256 youth in FY 2021-22.</p> <p>Rudy: A 2022 Success Story:</p> <p>Rudy is 11 years old and one of our more active youth. Over two years ago, he, along with his elder sister and younger brother, began to visit the CPLC Community Centers after-school enrichment program. A neighboring family, the community center is walking distance for the family. Since then, Rudy has grown from a young child concerned with Pokemon cards into an emerging youth ready to serve his community. With CPLC programming and youth mentorship supported by the CDBG grant, youth such as Rudy have been able to significantly develop and grow to form positive relationships with their peers and family.</p> <p>Over the last few years, Rudy has been able to garner guidance from qualified youth mentoring staff who provide positive guidance and mentorship in supporting his social and emotional development as well as life-skills to help his academic development. Most recently, he has worked very closely with our youth facilitator, Reyes. Earlier this year, Reyes had noticed a particularly challenging time in Rudy's growth and temperament as he began to transition and develop into an adolescent young man. This period of growth, both physically and mentally, began to hinder his relationships at school and with his family.</p> <p>During that time, Reyes and center staff began to notice a noticeable shift in Rudy's attitude towards his peers as well as staff at the center. Rudy's mom, Raquel, reported to center staff that she was having a challenging time parenting Rudy and asked for guidance and support from the youth facilitator. Rudy would rapidly become hostile and perpetually abrasive around his mom and peers. On one occasion, this accumulated into him running away from home one afternoon as well as having a physical altercation at the community center. Following this incident, Raquel prevented Rudy from going to the center as a consequence for his behavior for several weeks. After meeting with Raquel, it was decided to create a relationship building and leadership plan for Rudy.</p> <p>With the support of the youth facilitator, center staff and his mom, this leadership plan was put in place for Rudy. This included finding alternative ways for Rudy to engage with center activities, one on one relationship-building time with Reyes and leadership opportunities during certain youth enrichment activities. With consistency and positive affirmations and praise, after a month, Rudy's behavior changed! His temperament was much more cheerful. He looked forward to visiting the community center and he became a Junior Helper during our summer camp program. His social skills significantly improved as well. His mother also reported that she had seen a dramatic change in his attitude and attested it to the support of the youth facilitator and school-age program at the community center. Having a youth facilitator to support school-age programming is a critical component of Rudy's and other youths' healthy development at the community center.</p>	



U.S. Department of Housing and Urban Development
 Office of Community Planning and Development
 Integrated Disbursement and Information System
 CDBG Activity Summary Report (GPR) for Program Year 2022
 PHOENIX

Date: 08-Nov-2023
 Time: 12:51
 Page: 144

PGM Year: 2021
Project: 0028 - CDBG Public Services Request for Proposal
IDIS Activity: 4633 - Child Crisis Arizona CDBG Public Service
Status: Completed 2/6/2023 12:00:00 AM
Location: 402 N 24th St Phoenix, AZ 85008-6014
Objective: Create suitable living environments
Outcome: Availability/accessibility
Matrix Code: Youth Services (05D)
National Objective: LMC

Activity to prevent, prepare for, and respond to Coronavirus: No

Initial Funding Date: 01/14/2022

Description:

Child Crisis Arizona will expand Phoenix Preschool operations to provide early learning for homeless children, ages 3- to 5-years, in residence in the Emergency Children's Shelter. Program services will take place Monday through Friday on a half-day schedule. Learning will take place through a combination of the Language and Technology Lab (referred to internally as the Owl classroom) and through the use of the outdoor STEM (Science, Technology, Engineering, Math) focused playground. Services will be provided with the goal of increasing children's early literacy and math skills, thereby better preparing them for entry into kindergarten. CDBG funding will be used to meet the salary of the Preschool teacher who will be responsible for delivery of program services to the children. Children will be escorted from the Emergency Children's Shelter (next door to the Phoenix Early Education Center) for program services. Classroom activity will concentrate on the identification of letters, sounds, and early literacy skills. Activities in the classroom and on the STEM playground will be related to reinforce learning. At the conclusion of their learning day, children will be escorted back to the Emergency Children's Shelter where around-the-clock, head-to-toe care will continue. Services will be provided at The Child Crisis Arizona Phoenix Early Learning Center is located at 402 North 24th Street, Phoenix, AZ 85008.

Financing

	Fund Type	Grant Year	Grant	Funded Amount	Drawn In Program Year	Drawn Thru Program Year
CDBG	EN	2021	B21MC040502	\$30,000.00	\$30,000.00	\$30,000.00
Total	Total			\$30,000.00	\$30,000.00	\$30,000.00

Proposed Accomplishments

People (General) : 30

Actual Accomplishments

Number assisted:

	Owner		Renter		Total		Person	
	Total	Hispanic	Total	Hispanic	Total	Hispanic	Total	Hispanic
White:	0	0	0	0	0	0	27	22
Black/African American:	0	0	0	0	0	0	2	0
Asian:	0	0	0	0	0	0	0	0
American Indian/Alaskan Native:	0	0	0	0	0	0	2	0
Native Hawaiian/Other Pacific Islander:	0	0	0	0	0	0	0	0
American Indian/Alaskan Native & White:	0	0	0	0	0	0	0	0

PR03 - PHOENIX

Page: 144 of 408



U.S. Department of Housing and Urban Development
 Office of Community Planning and Development
 Integrated Disbursement and Information System
 CDBG Activity Summary Report (GPR) for Program Year 2022
 PHOENIX

Date: 08-Nov-2023
 Time: 12:51
 Page: 145

Asian White:	0	0	0	0	0	0	0	0
Black/African American & White:	0	0	0	0	0	0	0	0
American Indian/Alaskan Native & Black/African American:	0	0	0	0	0	0	0	0
Other multi-racial:	0	0	0	0	0	0	4	1
Asian/Pacific Islander:	0	0	0	0	0	0	0	0
Hispanic:	0	0	0	0	0	0	0	0
Total:	0	0	0	0	0	0	35	23

Female-headed Households: 0 0 0

Income Category:

	Owner	Renter	Total	Person
Extremely Low	0	0	0	26
Low Mod	0	0	0	9
Moderate	0	0	0	0
Non Low Moderate	0	0	0	0
Total	0	0	0	35
Percent Low/Mod				100.0%

Annual Accomplishments



U.S. Department of Housing and Urban Development
 Office of Community Planning and Development
 Integrated Disbursement and Information System
 CDBG Activity Summary Report (GPR) for Program Year 2022
 PHOENIX

Date: 08-Nov-2023
 Time: 12:51
 Page: 146

Years	Accomplishment Narrative	# Benefiting
2021	<p>The City of Phoenix FY2021-2022 CDBG Public Service funding was used to support the Early Education Services Phoenix Preschool, specifically for salary support of teachers providing early childhood learning for homeless children residing in Child Crisis Arizona's Emergency Children's Shelter. The shelter, located next door to the Phoenix Early Education Center, serves children removed from their families due to abuse and neglect. Learning took place through a combination of the Language and Technology Lab and through the use of the outdoor STEAM focused playground. Services were provided with the goal of increasing children's early literacy and math skills, better preparing them for kindergarten entry.</p> <p>Success Story</p> <p>At the beginning of the year, the Emergency Children's Shelter accepted the placement of two young brothers, Lucas and Noah. The boys were found living without proper shelter, electricity, or running water and were subsequently removed from their families. The boys each showed signs of developmental delays, particularly the younger brother. At three years old, Noah had no verbal communication, toileting skills, routine, or structure. He would often become dysregulated, dropping to the floor and screaming, and unwilling to be comforted in times of distress.</p> <p>The Child Crisis Arizona team assessed Noah's needs and began setting up services, including enrolling him in the Phoenix Early Education Center. Noah's speech was so delayed that he was unable to say his own name or express his wants and needs. Once he began attending his early education class, it was as if a switch was flipped. Being immersed in a classroom focused on early literacy and math, along with being around his peers, allowed him to thrive. Noah began talking incessantly. He could say his own name, speak the names of others, and use greetings and basic vocabulary. His teachers loved having him in their class.</p> <p>Noah and his brother were soon ready for discharge, as they moved on to a more permanent foster home. Noah had only been attending our early education classes for four months and made incredible strides with not only his communication, but with his other needs as well. With his new schedule and structure, he was able to start his potty training journey. Now that he could better express himself and ask for his needs, his emotional outbursts lessened in both number and intensity. Noah's time at the Phoenix Early Education Center, paired with his other services, was instrumental in his progress. The staff Educational Specialist advocated for Noah in receiving an Individualized Education Plan (IEP), setting him up for success in his new foster home and ensuring his unique educational needs will be met in his new school.</p>	
2022	<p>All services provided and beneficiary data received was for PY2021-22, which was reported in the PY2021 CAPER. No services were provided, or beneficiary data received for PY2022-23. The final draw occurred in PY2022 using prior year funding.</p>	



U.S. Department of Housing and Urban Development
 Office of Community Planning and Development
 Integrated Disbursement and Information System
 CDBG Activity Summary Report (GPR) for Program Year 2022
 PHOENIX

Date: 08-Nov-2023
 Time: 12:51
 Page: 147

PGM Year: 2021
Project: 0028 - CDBG Public Services Request for Proposal
IDIS Activity: 4634 - Homeless Youth Connection CDBG Public Service
Status: Completed 2/6/2023 12:00:00 AM
Location: 9950 W Van Buren St Ste 114 Suite 114 Avondale, AZ 85323-5317
Objective: Create suitable living environments
Outcome: Availability/accessibility
Matrix Code: Youth Services (05D)
National Objective: LMC

Activity to prevent, prepare for, and respond to Coronavirus: No

Initial Funding Date: 01/14/2022

Description:

Funding from the City of Phoenix's Community Development Block Grant will be used to pay a portion of 1 FTE youth coach's salary. That youth coach will provide basic needs, resources and services to homeless youth in the added schools mentioned above. This funding will allow HYC to expand services to homeless youth attending ten additional schools (locations noted below) which are part of the Glendale and Tempe Union High School Districts, or charter schools, but are physically located in Phoenix. School liaisons identify homeless youth and contact HYC youth coaches, who meet with the youth in their schools a minimum of two times each month. During these meetings, the case managers assess the youth's current welfare and whether there are any unmet needs (food, clothing, hygiene products, school supplies, or health issues). Youth coaches help youth develop a case plan to meet the immediate and ongoing needs, identify the youth's personal goals and outline a plan to achieve those goals. HYC works to help each youth develop a network of healthy adults to utilize in times of adversity in the future. By creating a net of resources, skills, and dreams, each youth will eliminate barriers to their graduation and have lasting solutions for a successful future. Each youth will partner with their Youth Coach to develop a Plan for the Future, individualized to their specific strengths, goals, and vision. Youth coaches meet weekly with youth to discuss progress on their plan towards identified goals and develop next steps. The plan encompasses such areas as education, employment, life skills, housing, health care and money management. Services are provided at the following locations: Cortez High School 8828 N 31st Ave Phoenix AZ 85051; Moon Valley High School 3625 W Cactus Rd Phoenix AZ 85029; Greenway High School 3930 W Greenway Rd Phoenix AZ 83053; Sunnyslope High School 35 W Duntap Ave Phoenix AZ 85021; Thunderbird High School 1750 W Thunderbird Rd Phoenix AZ 85023; Washington High School 2217 W Glendale Ave Phoenix AZ 85021; Desert Vista High School 16440 S 32nd Street Phoenix AZ 85048; Mountain Pointe High School 4201 East Knox Road Phoenix AZ 85044; AZ Preparatory High School 4200 N 99th Ave Phoenix AZ 85037; Hope High School 7620 W Lower Buckeye Rd #104 Phoenix AZ 85043.

Financing

	Fund Type	Grant Year	Grant	Funded Amount	Drawn In Program Year	Drawn Thru Program Year
CDBG	EN	2021	B21MC040502	\$30,000.00	\$2,728.26	\$30,000.00
Total	Total			\$30,000.00	\$2,728.26	\$30,000.00

Proposed Accomplishments

People (General) : 50

Actual Accomplishments

Number assisted:

	Owner		Renter		Total		Person	
	Total	Hispanic	Total	Hispanic	Total	Hispanic	Total	Hispanic
PR03 - PHOENIX								Page: 147 of 408



U.S. Department of Housing and Urban Development
 Office of Community Planning and Development
 Integrated Disbursement and Information System
 CDBG Activity Summary Report (GPR) for Program Year 2022
 PHOENIX

Date: 08-Nov-2023
 Time: 12:51
 Page: 148

White:	0	0	0	0	0	0	110	85
Black/African American:	0	0	0	0	0	0	72	3
Asian:	0	0	0	0	0	0	6	0
American Indian/Alaskan Native:	0	0	0	0	0	0	6	2
Native Hawaiian/Other Pacific Islander:	0	0	0	0	0	0	2	0
American Indian/Alaskan Native & White:	0	0	0	0	0	0	0	0
Asian White:	0	0	0	0	0	0	0	0
Black/African American & White:	0	0	0	0	0	0	8	1
American Indian/Alaskan Native & Black/African American:	0	0	0	0	0	0	0	0
Other multi-racial:	0	0	0	0	0	0	33	24
Asian/Pacific Islander:	0	0	0	0	0	0	0	0
Hispanic:	0	0	0	0	0	0	0	0
Total:	0	0	0	0	0	0	237	115

Female-headed Households: 0 0 0

Income Category:

	Owner	Renter	Total	Person
Extremely Low	0	0	0	237
Low Mod	0	0	0	0
Moderate	0	0	0	0
Non Low Moderate	0	0	0	0
Total	0	0	0	237
Percent Low/Mod:				100.0%

Annual Accomplishments



U.S. Department of Housing and Urban Development
 Office of Community Planning and Development
 Integrated Disbursement and Information System
 CDBG Activity Summary Report (GPR) for Program Year 2022
 PHOENIX

Date: 08-Nov-2023
 Time: 12:51
 Page: 149

Years	Accomplishment Narrative	# Benefitting
2021	<p>Homeless Youth Connection (HYC) received funding from the City of Phoenix to support the Empowering Youth For The Future (EYFYF) program. EYFYF provides youth experiencing homelessness with basic needs, case management, housing, and more to ensure youth can stay in school and complete their education. Funding from the City of Phoenix provided case management services to 237 youth experiencing homelessness who were enrolled in high schools throughout the city.</p> <p>To better enhance our services and interactions with the youth, HYC invested in trauma informed care training and the entire HYC staff has been trained. As a result of this training, the youth coaches are better equipped and have stronger skills to interact with their students who are dealing with trauma and residual effects of the pandemic. Youth coaches are implementing a more effective communication method to strengthen their interactions with students, which keeps the students more engaged and willing to work with the youth coach to attain self-sufficiency and reach for a successful future. As a result of this increased engagement, youth are expressing their needs as they experience homelessness and youth coaches are able to provide more in-depth case management services to the students on their caseload.</p> <p>We are excited to report that during the 2021-2022 school year, HYC served 513 students. HYC served 79 freshmen, 102 sophomores, 102 juniors, 178 seniors, and 13 college students, as well as 39 alumni who participated in aftercare services. In May 2022, there were 121 seniors actively participating in the program. Of those, 108 graduated, and 13 will be attending summer school or another year of high school to make up classes. The remaining nine are working with their youth coach to determine a plan. HYC helped 95% of seniors stay in school and complete their education.</p> <p>Of the graduating seniors 67 are enrolling in college, 33 are entering the work force, six are enrolling in the military and two are undecided.</p> <p>This year 37 unaccompanied homeless youth participated in the Host Family program. Of those, 16 were in college, 19 were seniors, one was a junior, and one was a sophomore. Of the 19 seniors 13 graduated and one is working on their GED. The remaining five left the program prior to graduation. They will be returning in the fall to complete their credits for graduation.</p> <p>Thanks to our community partners, donors, volunteers, board and staff, HYC had an incredibly productive year with exciting opportunities. For the past 12 years, HYC has called the West Valley home and it will always be home especially as our emergency/Transitional Host Home is located in Goodyear. Now, we are excited to share that we are opening a new location and will be shifting operations this summer. We hope to be fully set up by mid-July/early August 2022.</p> <p>Our newest location is in Phoenix, allowing more centralized access for our youth, as well as our staff, to be able to provide resources and services. HYC serves youth in more than 120 high schools across Maricopa County, covering over 9,000 square miles. In addition to expanded office space, this new location also provides on-site residential units for unaccompanied youth needing emergency housing, as well as housing for some unaccompanied first-year college students.</p>	
2022	<p>All services provided and beneficiary data received was for PY2021-22, which was reported in PY2021 CAPER. No services were provided, or beneficiary data received for PY2022-23. The final draw for this activity occurred in PY2022-23 using prior year funding.</p>	



U.S. Department of Housing and Urban Development
 Office of Community Planning and Development
 Integrated Disbursement and Information System
 CDBG Activity Summary Report (GPR) for Program Year 2022
 PHOENIX

Date: 08-Nov-2023
 Time: 12:51
 Page: 150

PGM Year: 2021
Project: 0028 - CDBG Public Services Request for Proposal
IDIS Activity: 4635 - Raising Special Kids CDBG Public Service
Status: Completed 9/26/2023 12:00:00 AM
Location: 5025 E Washington St Ste 204 Suite 204 Phoenix, AZ 85034-7439
Objective: Create suitable living environments
Outcome: Availability/accessibility
Matrix Code: Services for Persons with Disabilities (05B) **National Objective:** LMC

Activity to prevent, prepare for, and respond to Coronavirus: No

Initial Funding Date: 01/14/2022

Description:

The \$50,000 in City of Phoenix CDBG funding will allow Raising Special Kids to support low- and moderate-income Phoenix families of persons with disabilities in the pre-K-12 and post-secondary education systems. Parents will learn and understand how to collaborate, work, and problem-solve, with teachers and school staff that facilitate remote, hybrid, and in-person learning models for special education students with disabilities. Funds will be used to support a dedicated Family Support Specialist and rent in conjunction with matching funds (cash) for professional services, travel and mileage, phone, and administrative costs to carry out the project. Navigating Education Systems for Persons with Disabilities program will be carried out by staff with focus on strategic outreach to Phoenix families by partnering with school districts (elementary, union, and charter), home visiting programs, state agency (DDD, AzEIP) staff, behavioral health providers and family resource centers. Family Support staff provides individual 1:1 direct assistance to eligible parents and family members that includes: individualized problem solving, education on parent/family rights and responsibilities under federal education laws and peer-to-peer support. Direct services will take place in-person at the RSK office located at 5025 E Washington St, Suite 204, Phoenix, AZ 85034, in schools, and/or other community-based settings, and remotely via phone, videoconferencing, email, mail, and other remote service delivery options.

Financing

	Fund Type	Grant Year	Grant	Funded Amount	Drawn In Program Year	Drawn Thru Program Year
CDBG	EN	2020	B20MC040502	\$21,243.00	\$0.00	\$21,243.00
		2021	B21MC040502	\$8,757.00	\$8,757.00	\$8,757.00
Total	Total			\$30,000.00	\$8,757.00	\$30,000.00

Proposed Accomplishments

People (General) : 100

Actual Accomplishments

Number assisted:

	Owner		Renter		Total		Person	
	Total	Hispanic	Total	Hispanic	Total	Hispanic	Total	Hispanic
White:	0	0	0	0	0	0	84	48
Black/African American:	0	0	0	0	0	0	23	2
Asian:	0	0	0	0	0	0	5	0
American Indian/Alaskan Native:	0	0	0	0	0	0	3	0

PR03 - PHOENIX

Page: 150 of 408



U.S. Department of Housing and Urban Development
 Office of Community Planning and Development
 Integrated Disbursement and Information System
 CDBG Activity Summary Report (GPR) for Program Year 2022
 PHOENIX

Date: 08-Nov-2023
 Time: 12:51
 Page: 151

Native Hawaiian/Other Pacific Islander:	0	0	0	0	0	0	1	0
American Indian/Alaskan Native & White:	0	0	0	0	0	0	3	0
Asian White:	0	0	0	0	0	0	0	0
Black/African American & White:	0	0	0	0	0	0	1	0
American Indian/Alaskan Native & Black/African American:	0	0	0	0	0	0	0	0
Other multi-racial:	0	0	0	0	0	0	17	9
Asian/Pacific Islander:	0	0	0	0	0	0	0	0
Hispanic:	0	0	0	0	0	0	0	0
Total:	0	0	0	0	0	0	137	59

Female-headed Households:

0	0	0
---	---	---

Income Category:

	Owner	Renter	Total	Person
Extremely Low	0	0	0	38
Low Mod	0	0	0	36
Moderate	0	0	0	9
Non Low Moderate	0	0	0	54
Total	0	0	0	137
Percent Low/Mod				60.6%

Annual Accomplishments



U.S. Department of Housing and Urban Development
 Office of Community Planning and Development
 Integrated Disbursement and Information System
 CDBG Activity Summary Report (GPR) for Program Year 2022
 PHOENIX

Date: 08-Nov-2023
 Time: 12:51
 Page: 152

Years	Accomplishment Narrative	# Benefiting
2021	<p>In June of 2022 Raising Special Kids wrapped up the City of Phoenix CDBG grant project (Navigating Education Systems for Persons with Disabilities). Over the 12-month period the organization served:</p> <p>137 total Phoenix resident families:</p> <p>84 Phoenix resident families receiving services were low- and moderate-income 34 families reported to have increased knowledge of their rights and responsibilities in the education of their child 28 families reported that the information, training, and support met their immediate needs 36 families reported educational and developmental improvement because of the services and support provided by Raising Special Kids</p> <p>In 2021 and 2022 Raising Special Kids project staff were able to provide targeted outreach, resources, and services to Phoenix residents because of the generous funding by the City of Phoenix. Because of the relationships we have cultivated with referral sources in Phoenix we feel confident that this project served to build our capacity to continue to connect with and meet the needs of Phoenix resident families raising a child, or children, with disabilities or special health care needs moving forward.</p> <p>Service recipient quotes:</p> <p>I am so thankful we got in touch. My schedule can be very tough. I am a single mom and still work full-time, both of my kids are in preschool in the middle of the day, my mother lives with me and has Parkinson's, and my father is terminally ill and currently living independently but I'm not sure for how long. So, I have a lot of appointments and a lot of Things on my to do list. I appreciate your persistence to get a hold of me. I am now feeling optimistic and hopeful again.</p> <p>Here is the text from a parent who was victim of domestic violence, her house burned down and did not have an idea about how to obtain the police reports or to apply for her Visa. I contacted the commander, and they are already helping her.] "I am very happy. I feel God is showing me a light within this darkness. And thanks to you, I feel very blessed, and trust that in the middle of my pain, God loves me and shows me through his angels on earth. One of them is you." - Translated from Spanish</p> <p>I sincerely appreciated your time and patience yesterday with hearing me out. It was such a relief to speak with someone who understood and had real advice to offer. It has been a tiring, overwhelming time this past month. With the best of wills and a typically optimistic outlook, my husband and I are heartsick over our daughter's behavioral changes and are trying to figure out why and what to do. Thank you also for all this wonderful information. It's so very helpful!</p>	
2022	<p>All services provided and beneficiary data received was for PY2021-22, which was reported in PY2021 CAPER. No services were provided, or beneficiary data received for PY2022-23. The final draw for this activity occurred in PY2022-23 using prior year funding.</p>	



U.S. Department of Housing and Urban Development
 Office of Community Planning and Development
 Integrated Disbursement and Information System
 CDBG Activity Summary Report (GPR) for Program Year 2022
 PHOENIX

Date: 08-Nov-2023
 Time: 12:51
 Page: 153

PGM Year: 2021
Project: 0028 - CDBG Public Services Request for Proposal
IDIS Activity: 4636 - TigerMountain Foundation CDBG Public Service
Status: Completed 2/6/2023 12:00:00 AM
Location: 3146 E Wier Ave Suite 31 Phoenix, AZ 85040-2754
Objective: Create suitable living environments
Outcome: Availability/accessibility
Matrix Code: Youth Services (05D) **National Objective:** LMC

Activity to prevent, prepare for, and respond to Coronavirus: No

Initial Funding Date: 01/14/2022

Description:

The CDBG funding will let us expand on our current children's initiatives by providing more indepth gardening and adding nutritioncooking education to an additional 30 children from South Phoenix.
 The initiative will take place for 2.5 hours each week on Wednesday or Friday sessions as well as on the second and fourth Saturday of every month.
 TigerMountain Foundation (TMF) will provide experiential learning opportunities for gardening, culinary arts, STEAM 2 (STEAMplus Agriculture) and life skills activities to help reduce food scarcity and help children avoid joining local gang activities.
 Our initiative will be based on research-based curriculum and materials.
 Consultants will provide culturally appropriate, research-based curriculum and will teach team leaders in a teach-the-teacher concept.
 Consultants also will support team leaders and coordinate statistics for evaluation and reporting.
 Consultants also will facilitate fingerprinting and background checks on staff associated with this grant.
 In addition to team leaders for each of the segments of the initiative, we will have an average of one volunteer to four children to ensure every child has the support needed to succeed.
 This will prepare children to grow food in their own homes or in community gardens throughout their lives.
 They will learn how to preserve that food to reduce food waste and lower food costs through the year.
 This is much needed in our area, which lies in the poorest zip codes of Phoenix and is designated as a food desert.
 The food insecurity rate is 16.4%, compared to 15.0% in Maricopa County.
 More than 8,000 households currently are on SNAP and all 19 elementary schools in the Roosevelt School District and seven charter schools qualify as SNAP-ED sites.
 There are many causes of food insecurity in South Phoenix, including: a lack of grocery stores, limited transportation to farmers markets, high costs of fresh produce, little or no gardening and nutrition knowledgeexperience, reduced availability of cultural foods, difficulty feeding a family healthy meals on a budget, and lack of knowledge on preparing and preserving produce.
 That, in turn, has led to diet-related diseases such as obesity, diabetes, high blood pressure, and overall health.
 Another crucial issue TMF addresses is the reality that gangs are prevalent in these disparaged areas, leading to violence, drugs, and unhealthy life choices.
 We have one of the highest rates of recidivism in the nation and many of our participants are referred from the justice system.
 Parental guidance is a tough proposition because of one-parent homes or the need for the sole parent or both parents to work long hours to support the home.
 Youth urgently need joband life skills to combat these forces to lead them out of the cycle of economic, systemic, and environmental disadvantage.
 The CDBG funds will be used for staffing of a nutritionist, garden team leads, garden curriculumdevelopment, garden supplies, and implementationevaluation of our outcomes.
 Gardening and nutritionculinary classes and experiential learning opportunities will take place at Garden of Tomorrow (GOT), 1823 E. Broadway Rd., Phoenix, AZ 85040; Spaces of Opportunity (SOO), 13th Ave and Vineyard Rd., Phoenix, AZ 85041.

Financing

	Fund Type	Grant Year	Grant	Funded Amount	Drawn In Program Year	Drawn Thru Program Year
CDBG	EN	2021	B21MC040502	\$30,000.00	\$16,104.50	\$30,000.00
Total	Total			\$30,000.00	\$16,104.50	\$30,000.00

PR03 - PHOENIX

Page: 153 of 408



U.S. Department of Housing and Urban Development
 Office of Community Planning and Development
 Integrated Disbursement and Information System
 CDBG Activity Summary Report (GPR) for Program Year 2022
 PHOENIX

Date: 08-Nov-2023
 Time: 12:51
 Page: 154

Proposed Accomplishments

People (General) : 30

Actual Accomplishments

Number assisted:

	Owner		Renter		Total		Person	
	Total	Hispanic	Total	Hispanic	Total	Hispanic	Total	Hispanic
White:	0	0	0	0	0	0	51	27
Black/African American:	0	0	0	0	0	0	24	1
Asian:	0	0	0	0	0	0	0	0
American Indian/Alaskan Native:	0	0	0	0	0	0	0	0
Native Hawaiian/Other Pacific Islander:	0	0	0	0	0	0	0	0
American Indian/Alaskan Native & White:	0	0	0	0	0	0	0	0
Asian White:	0	0	0	0	0	0	0	0
Black/African American & White:	0	0	0	0	0	0	0	0
American Indian/Alaskan Native & Black/African American:	0	0	0	0	0	0	0	0
Other multi-racial:	0	0	0	0	0	0	5	0
Asian/Pacific Islander:	0	0	0	0	0	0	0	0
Hispanic:	0	0	0	0	0	0	0	0
Total:	0	0	0	0	0	0	80	28

Female-headed Households:

0	0	0
---	---	---

Income Category:

	Owner	Renter	Total	Person
Extremely Low	0	0	0	12
Low Mod	0	0	0	43
Moderate	0	0	0	12
Non Low Moderate	0	0	0	13
Total	0	0	0	80
Percent Low/Mod				83.8%

Annual Accomplishments



U.S. Department of Housing and Urban Development
 Office of Community Planning and Development
 Integrated Disbursement and Information System
 CDBG Activity Summary Report (GPR) for Program Year 2022
 PHOENIX

Date: 08-Nov-2023
 Time: 12:51
 Page: 155

Years	Accomplishment Narrative	# Benefiting
2021	<p>Here are some of the stories from the year:</p> <ol style="list-style-type: none"> Youth had a mini field trip to the TigerMountain Foundation (TMF) garden that is on the same site as their classrooms. During a gardening lesson, they learned about planning to build garden beds which a few months later is now becoming a reality thanks to an additional grant. Youth engaged in a Smart Snacks nutrition lesson. During a hands-on session with a professional chef, they practiced making healthy snacks. They identified that the best snack choices should be healthy ones (low in salt, sugar, and fat) emphasizing fruits, vegetables - and noted that other, less healthy snacks should be eaten less often. One youth said that the way to eat healthy is to make choosing healthy foods "a part of your life." Suggestions from youth for ways to make snacks healthier: add veggies to pizza, choose more fruit, eat less fast food and packaged food. Youth participated in a Healthy Beverages nutrition lesson. None of the youth knew how to identify sugar in foods. After the lesson all attendees knew that there are 4 grams of sugar in a teaspoon and were able to use that information and food labels to determine the amount of sugar in a beverage. They used fruit, vegetables and unsweetened soda water to create healthy beverages which were shared with younger children at the site. The older youth were able to explain some of the sugar concepts to the younger ones who joined us. <p>When asked what they could share with their friends and families, responses included: "I learned how to look for sugar in the things I drink. I know how to make things to drink that do not have a lot of sugar. Drink water. Read labels because some things like protein shakes have added sugars. Make healthy drinks like we did today - add fresh fruit and even cucumber or herbs to my drinks."</p> <ol style="list-style-type: none"> Let's Eat a Rainbow nutrition lesson: Youth were excited to learn how much food grows here in Arizona. Many students stated that fruit and veg are healthy but could not say why. By the end of the lesson they explained that fruit and vegetables are great sources of nutrients including vitamins and minerals as well as phytochemicals. They also explained that veg and fruit have fiber and can promote fullness. <p>Students were given a tasting of less common colorful fruits and veggies. All students were willing to try a bite of each item. Many expressed surprise and pleasure at trying something new for them. They were eager to share this information with their families and encourage them to try too. When asked about how to encourage somebody to eat a lot of different colors of fruit and veggies? Responses included: "Try the foods with that person. Tell them how I learned to like them. Grow them."</p> <p>Two eat a rainbow banners were created by the students using pictures of colorful produce cut from store ads. One banner was kept for their classroom and the other was given to TMF to be used at the farmers markets to promote fruit & veg consumptions.</p> <ol style="list-style-type: none"> Listening to Communicate life skills and Budgeting life skills lessons. The lesson involved discussion of what to do if you won \$200. What would you do with it? What are our wants and our needs on our lists? Several youth expressed wanting to save for things their families need right now. They brainstormed about ways to earn money babysitting, selling homemade jewelry, doing yard work, tutoring. All of the students were very engaged in the lesson and provided their own insight into how they would budget their money. Near the end of the lesson Chef Michelle demonstrated the cost of homemade bagel pizzas V.S. takeout. Each child made their own mini pizza and all of them were thrilled with the end results! 	
2022	<p>All services provided and beneficiary data received was for PY2021-22, which was reported in the PY2021 CAPER. No services were provided or beneficiary data received for PY2022-23. The final draw occurred in PY2022 using prior year funding.</p>	



U.S. Department of Housing and Urban Development
 Office of Community Planning and Development
 Integrated Disbursement and Information System
 CDBG Activity Summary Report (GPR) for Program Year 2022
 PHOENIX

Date: 08-Nov-2023
 Time: 12:51
 Page: 156

PGM Year: 2021
Project: 0028 - CDBG Public Services Request for Proposal
IDIS Activity: 4637 - FUTURE FOR KIDS - CDBG PUBLIC SERVICE
Status: Completed 2/6/2023 12:00:00 AM
Location: 1425 W Southern Ave Ste 10A Suite 10A Tempe, AZ 85282-4494
Objective: Create suitable living environments
Outcome: Availability/accessibility
Matrix Code: Youth Services (05D) **National Objective:** LMC

Activity to prevent, prepare for, and respond to Coronavirus: No

Initial Funding Date: 01/14/2022

Description:

The Future for Kids' Discover Your Future program will use CDBG funding to provide mentor-driven, after-school programming to 3rd - 8th grade youth who have experienced Adverse Childhood Experiences.

Future for Kids provides at-risk youth with support to navigate school and life challenges through developed structured programs and activities such as academic, athletic, and ethics.

Financing

	Fund Type	Grant Year	Grant	Funded Amount	Drawn In Program Year	Drawn Thru Program Year
CDBG	EN	2020	B20MC040502	\$17,504.95	\$1,958.40	\$17,504.95
Total	Total			\$17,504.95	\$1,958.40	\$17,504.95

Proposed Accomplishments

People (General) : 127

Actual Accomplishments

Number assisted:

	Owner		Renter		Total		Person	
	Total	Hispanic	Total	Hispanic	Total	Hispanic	Total	Hispanic
White:	0	0	0	0	0	0	152	128
Black/African American:	0	0	0	0	0	0	25	3
Asian:	0	0	0	0	0	0	1	0
American Indian/Alaskan Native:	0	0	0	0	0	0	3	0
Native Hawaiian/Other Pacific Islander:	0	0	0	0	0	0	4	2
American Indian/Alaskan Native & White:	0	0	0	0	0	0	0	0
Asian White:	0	0	0	0	0	0	1	0
Black/African American & White:	0	0	0	0	0	0	0	0
American Indian/Alaskan Native & Black/African American:	0	0	0	0	0	0	0	0
Other multi-racial:	0	0	0	0	0	0	22	1
Asian/Pacific Islander:	0	0	0	0	0	0	0	0
Hispanic:	0	0	0	0	0	0	0	0

PR03 - PHOENIX

Page: 156 of 408



U.S. Department of Housing and Urban Development
 Office of Community Planning and Development
 Integrated Disbursement and Information System
 CDBG Activity Summary Report (GPR) for Program Year 2022
 PHOENIX

Date: 08-Nov-2023
 Time: 12:51
 Page: 157

Total:									208	134
Female-headed Households:									0	0
Income Category:	Owner	Renter	Total		Person					
Extremely Low	0	0	0		6					
Low Mod	0	0	0		18					
Moderate	0	0	0		167					
Non Low Moderate	0	0	0		17					
Total	0	0	0		208					
Percent Low/Mod					91.8%					

Annual Accomplishments

Years	Accomplishment Narrative	# Benefiting
2021	<p>Our Discover Your Future 21-22 program was a huge success. We launched in 9 locations in September, and added 6 more in January, for a total of 15 partner locations. We also added a new aspect of the program called <i>ÀÀÀ Day to PlayÀÀÀ</i>, which is a single day camp that was delivered to all 15 partners and includes a full day of group games that focus on athletics and social-emotional learning, with some mentorship included as well. We are also pleased to say that all 15 partners are renewing for next school year.</p> <p>Our goal for this specific grant was to serve 150 children, and we surpassed that goal by serving 208. As far as the metrics, we had 61% of students achieving, and did not reach the goal of 85%. However, we implemented a new evaluation this year that was created by a third party and focused too heavily on the classroom and homework. We are pivoting for the 22-23 school year and using a new tool that focuses more on Social Emotional Learning and is easier for the students to understand.</p> <p>Agency wide we served over 810 kids and had 98 volunteer mentors for the school year. As we look towards next year, we are adding an additional two program locations, that will push us to serving 17 locations in the valley.</p>	
2022	<p>All services provided and beneficiary data received was for PY2021-22, which was reported in the PY2021 CAPER. No services were provided or beneficiary data received for PY2022-23. The final draw occurred in PY2022 using prior year funding.</p>	



U.S. Department of Housing and Urban Development
 Office of Community Planning and Development
 Integrated Disbursement and Information System
 CDBG Activity Summary Report (GPR) for Program Year 2022
 PHOENIX

Date: 08-Nov-2023
 Time: 12:51
 Page: 158

PGM Year:	2021		
Project:	0028 - CDBG Public Services Request for Proposal		
IDIS Activity:	4638 - NEIGHBORHOOD MINISTRIES - CDBG PUBLIC SERVICE		
Status:	Completed 2/6/2023 12:00:00 AM	Objective:	Create suitable living environments
Location:	1918 W Van Buren St Phoenix, AZ 85009-3848	Outcome:	Availability/accessibility
		Matrix Code:	Youth Services (05D)
		National Objective:	LMC

Activity to prevent, prepare for, and respond to Coronavirus: No

Initial Funding Date: 01/14/2022

Description:

Neighborhood Ministries, Inc. will use the City of Phoenix CDBG funding to support the Suenos Youth Empowerment Center's Program Director salary. The Suenos Youth Empowerment Center utilizes a blended learning model of virtual and in-person programming. Afterschool programs will be made available to youth ages 12 through 24, Monday through Friday with occasional special events on the weekends. Programming will include: "Girls Who Code" coding class; Academic support and tutoring; Access to technology for scholastic & career success; Advocacy training; Career Exploration; Case Management; Civic and Community Engagement; College access support; Dating Violence Prevention; Employment Readiness Workshops; Entrepreneurship Training; Internships & work experiences; Leadership Development; Mentorship; Mindfulness practices; STEAM; and Substance Abuse Prevention. Program participants will be recruited through word-of-mouth, targeted phone and in person outreach as well as through internal and external partnering programs. Neighborhood Ministries provides multigenerational programming and a great number of our participants are referred by a family member. A total of 68 Phoenix beneficiaries will be served in FY 2021-22.

Financing

	Fund Type	Grant Year	Grant	Funded Amount	Drawn In Program Year	Drawn Thru Program Year
CDBG	EN	2020	B20MC040502	\$30,000.00	\$4,781.25	\$30,000.00
Total	Total			\$30,000.00	\$4,781.25	\$30,000.00

Proposed Accomplishments

People (General) : 100

Actual Accomplishments

Number assisted:

	Owner		Renter		Total		Person	
	Total	Hispanic	Total	Hispanic	Total	Hispanic	Total	Hispanic
White:	0	0	0	0	0	0	66	65
Black/African American:	0	0	0	0	0	0	1	0
Asian:	0	0	0	0	0	0	1	0
American Indian/Alaskan Native:	0	0	0	0	0	0	0	0
Native Hawaiian/Other Pacific Islander:	0	0	0	0	0	0	0	0
American Indian/Alaskan Native & White:	0	0	0	0	0	0	0	0
Asian White:	0	0	0	0	0	0	0	0

PR03 - PHOENIX

Page: 158 of 408



U.S. Department of Housing and Urban Development
 Office of Community Planning and Development
 Integrated Disbursement and Information System
 CDBG Activity Summary Report (GPR) for Program Year 2022
 PHOENIX

Date: 08-Nov-2023
 Time: 12:51
 Page: 159

Black/African American & White:	0	0	0	0	0	0	0	0
American Indian/Alaskan Native & Black/African American:	0	0	0	0	0	0	0	0
Other multi-racial:	0	0	0	0	0	0	0	0
Asian/Pacific Islander:	0	0	0	0	0	0	0	0
Hispanic:	0	0	0	0	0	0	0	0
Total:	0	0	0	0	0	0	68	65

Female-headed Households:

0	0	0
---	---	---

Income Category:

	Owner	Renter	Total	Person
Extremely Low	0	0	0	34
Low Mod	0	0	0	28
Moderate	0	0	0	5
Non Low Moderate	0	0	0	1
Total	0	0	0	68
Percent Low/Mod				98.5%

Annual Accomplishments



U.S. Department of Housing and Urban Development
 Office of Community Planning and Development
 Integrated Disbursement and Information System
 CDBG Activity Summary Report (GPR) for Program Year 2022
 PHOENIX

Date: 08-Nov-2023
 Time: 12:51
 Page: 160

Years	Accomplishment Narrative	# Benefiting
2021	<p>As of June 2022, with the purpose of challenging, engaging, exposing and supporting the youth, we created opportunities for them to have access to computers, get tutoring, work on their short term and long term goals, build their own robot, learn the fundamentals of starting a business, join our first cohort of a social emotional development curriculum, explore coding, paint a mural, learn Taiko Drumming, celebrate the National Peace day at the Japanese Friendship Garden, registered people to vote, participate and lead community meetings, and work with peers and staff to host the first "Day of Remembrance" event where they created a version of "Dia de los Muertos" that best match our community. Youth also competed in a gaming competition, went on a community mural scavenger hunt and met some of our local artist, traveled outside Arizona and go to the beach and Six Flags (the first for most participants), represent Neighborhood Ministries/Sueños Empowerment Center at a national Opportunity for Youth conference, land a Work Experience/Internship, be chosen to be a Summer Leader. Most youth re/engage during the summer months, of the 105, 67 participated as either a Summer Leader in the classroom, work crew member, or landed the coveted Summer Internship and of the 67, 14 had never participated in the Center's program before.</p> <p>To better prepare for the summer program, youth participated in:</p> <ul style="list-style-type: none"> ☐ Teen Dating Violence Prevention ☐ Conflict Resolution ☐ Work Readiness ☐ Financial literacy <p>☐ What educational inequity looks like as well as health disparities that impact our community. Youth were also encouraged to participate in the democratic process and ensure those eligible to vote had the necessary tools to registered to vote.</p> <p>☐ Trauma Informed Care where they learned where trauma/ACES stem from, how to do self checks and how to "walk the talk" where as leaders, they practice Trauma Informed Practices when dealing with challenging behavior of Kids Club participants.</p> <p>☐ Substance abuse and homelessness discussion and the youth received valuable resources to address both. After the discussion, the entire group went to deliver food and water to the encampment outside of the human campus.</p>	
2022	<p>All services provided and beneficiary data received was for PY2021-22, which was reported in the PY2021 CAPER. No services were provided or beneficiary data received for PY2022-23. The final draw occurred in PY2022-23 using prior year funding.</p>	



U.S. Department of Housing and Urban Development
 Office of Community Planning and Development
 Integrated Disbursement and Information System
 CDBG Activity Summary Report (GPR) for Program Year 2022
 PHOENIX

Date: 08-Nov-2023
 Time: 12:51
 Page: 161

PGM Year:	2021				
Project:	0028 - CDBG Public Services Request for Proposal				
IDIS Activity:	4639 - SOUNDS ACADEMY - CDBG PUBLIC SERVICE				
Status:	Completed 2/6/2023 12:00:00 AM	Objective:	Create suitable living environments		
Location:	1202 N 3rd St #304 Phoenix, AZ 85004-1812	Outcome:	Availability/accessibility		
		Matrix Code:	Youth Services (05D)	National Objective:	LMC

Activity to prevent, prepare for, and respond to Coronavirus: No

Initial Funding Date: 01/14/2022

Description:

The Sounds Academy Comprehensive Music program will use CDBG funding to provided youth, Kindergarten - 12th grade, an opportunity to develop as young musicians through three levels of instruction.

The program offers music instruction during or after school, in group settings meeting 2 days for 4 hours, in which students will learn music theory, ear training, sight reading, improvisation, and receive instruction in strings, guitar, or piano from trained musicians and educators.

The students will also get the opportunity to perform in a group ensemble.

AS students gain in musical knowledge they can advance to the SOLO program, which offers individual lessons and mentorship preparing the student for auditions and high-level performances.

Financing

	Fund Type	Grant Year	Grant	Funded Amount	Drawn In Program Year	Drawn Thru Program Year
CDBG	EN	2021	B21MC040502	\$20,000.00	\$0.00	\$20,000.00
Total	Total			\$20,000.00	\$0.00	\$20,000.00

Proposed Accomplishments

People (General) : 100

Actual Accomplishments

Number assisted:

	Owner		Renter		Total		Person	
	Total	Hispanic	Total	Hispanic	Total	Hispanic	Total	Hispanic
White:	0	0	0	0	0	0	49	34
Black/African American:	0	0	0	0	0	0	21	0
Asian:	0	0	0	0	0	0	24	0
American Indian/Alaskan Native:	0	0	0	0	0	0	9	0
Native Hawaiian/Other Pacific Islander:	0	0	0	0	0	0	0	0
American Indian/Alaskan Native & White:	0	0	0	0	0	0	0	0
Asian White:	0	0	0	0	0	0	0	0
Black/African American & White:	0	0	0	0	0	0	0	0
American Indian/Alaskan Native & Black/African American:	0	0	0	0	0	0	0	0

PR03 - PHOENIX

Page: 161 of 408



U.S. Department of Housing and Urban Development
 Office of Community Planning and Development
 Integrated Disbursement and Information System
 CDBG Activity Summary Report (GPR) for Program Year 2022
 PHOENIX

Date: 08-Nov-2023
 Time: 12:51
 Page: 162

Other multi-racial:	0	0	0	0	0	0	8	0
Asian/Pacific Islander:	0	0	0	0	0	0	0	0
Hispanic:	0	0	0	0	0	0	0	0
Total:	0	0	0	0	0	0	111	34
Female-headed Households:	0	0	0	0	0	0		

Income Category:	Owner	Renter	Total	Person
Extremely Low	0	0	0	0
Low Mod	0	0	0	82
Moderate	0	0	0	0
Non Low Moderate	0	0	0	29
Total	0	0	0	111
Percent Low/Mod				73.9%

Annual Accomplishments

Years	Accomplishment Narrative	# Benefitting
2021	<p>SOUNDS Academy offers K-12 youth Comprehensive Music Programming to help them develop as young musicians through the following three levels of instruction: The School Programs partner with Title I schools and community organizations to provide high-quality music instruction during or after school. In a group setting, students learn to read music and receive instruction in strings, guitar, or piano from trained musicians and educators. From there, students can advance to the SOLO Program. This program offers individual lessons and mentorship preparing our ambitious young musicians for auditions and high-level performances. Finally, The Collective provides a group ensemble opportunity, training our most dedicated students for youth orchestras. The young musicians meet 2 days per week for 4 hours to learn music theory, ear training, sight reading, improvisation, and advanced ensemble playing techniques.</p> <p>During the 2021-22 school year, SOUNDS Academy aims to return to in-person classes and to expand our Comprehensive Music Programming to a total of 395 children in underserved communities across Metro-Phoenix. All of SOUNDS Academy's programming is provided at no cost to the student, with the exception of the SOLO program, which provides scholarships based on financial need. Specific to this proposal, SOUNDS Academy respectfully requests \$20,000 to expand the program to 25-50 additional Phoenix students, helping to address inequity in music education and giving these youths the life-long benefits of music.</p> <p>Group classes will be delivered in-person at Arizona School for the Arts and Grand Canyon University, where we will expand the program to offer a second-level of instruction. We currently provide group classes at Arizona School for the Arts, Family School, Phoenix Center for the Arts, Grand Canyon University, I.G. Conchos Elementary, and Western School of Science and Technology. We are also in discussions Phoenix Advantage Charter School for group classes. Individual lessons will be taught in person at Arizona School for the Arts, Family School and Phoenix Advantage Charter School. Phoenix Center for the Arts is the program site for The Collective, group ensemble. A total of 111 Phoenix beneficiaries were served during FY 2021-22.</p>	



U.S. Department of Housing and Urban Development
 Office of Community Planning and Development
 Integrated Disbursement and Information System
 CDBG Activity Summary Report (GPR) for Program Year 2022
 PHOENIX

Date: 08-Nov-2023
 Time: 12:51
 Page: 163

PGM Year:	2021		
Project:	0028 - CDBG Public Services Request for Proposal		
IDIS Activity:	4640 - TECHNICAL ASSISTANCE PARTNERSHIP OF ARIZONA - CDBG PS		
Status:	Completed 2/6/2023 12:00:00 AM	Objective:	Create suitable living environments
Location:	2929 N Central Ave Ste 1550 Suite 1550 Phoenix, AZ 85012-2725	Outcome:	Availability/accessibility
		Matrix Code:	Youth Services (05D)
		National Objective:	LMC

Activity to prevent, prepare for, and respond to Coronavirus: No

Initial Funding Date: 01/14/2022

Description:

The Technical Assistance Partnership of Arizona (TAP)'s ResilientMe program will use CDBG funding to provide youth in foster care with self-sufficiency and self-advocacy skill training through workshops specifically designed to meet the needs of the youth. ResilientMe's curriculum will include 30 different modules that teach lessons based on the traits resilient people possess such as: Resilient, Rare (Unique/Special), Resourceful, Responsible, Relevant (Important), Reason (Purpose), and Ready.

Financing

	Fund Type	Grant Year	Grant	Funded Amount	Drawn In Program Year	Drawn Thru Program Year
CDBG	EN	2020	B20MC040502	\$20,000.00	\$1,791.82	\$20,000.00
Total	Total			\$20,000.00	\$1,791.82	\$20,000.00

Proposed Accomplishments

People (General) : 50

Actual Accomplishments

Number assisted:

	Owner		Renter		Total		Person	
	Total	Hispanic	Total	Hispanic	Total	Hispanic	Total	Hispanic
White:	0	0	0	0	0	0	32	0
Black/African American:	0	0	0	0	0	0	15	0
Asian:	0	0	0	0	0	0	1	0
American Indian/Alaskan Native:	0	0	0	0	0	0	6	0
Native Hawaiian/Other Pacific Islander:	0	0	0	0	0	0	0	0
American Indian/Alaskan Native & White:	0	0	0	0	0	0	0	0
Asian White:	0	0	0	0	0	0	0	0
Black/African American & White:	0	0	0	0	0	0	0	0
American Indian/Alaskan Native & Black/African American:	0	0	0	0	0	0	0	0
Other multi-racial:	0	0	0	0	0	0	6	0
Asian/Pacific Islander:	0	0	0	0	0	0	0	0



U.S. Department of Housing and Urban Development
 Office of Community Planning and Development
 Integrated Disbursement and Information System
 CDBG Activity Summary Report (GPR) for Program Year 2022
 PHOENIX

Date: 08-Nov-2023
 Time: 12:51
 Page: 164

Hispanic:	0	0	0	0	0	0	0	0
Total:	0	0	0	0	0	0	60	0
Female-headed Households:	0		0		0			
Income Category:								
	Owner	Renter	Total	Person				
Extremely Low	0	0	0	0				
Low Mod	0	0	0	0				
Moderate	0	0	0	60				
Non Low Moderate	0	0	0	0				
Total	0	0	0	60				
Percent Low/Mod					100.0%			

Annual Accomplishments

Years	Accomplishment Narrative	# Benefiting
2021	<p>With a goal to increase the self-sufficiency and self-advocacy of youth and to better aid them in identifying and accomplishing their goals, ResilientMe coordinates interactive R's of ResilientMe workshops (8-10 sessions each) in partnership with group homes and organizations serving transition-age youth experiencing foster care. A trauma certified facilitator leads groups of 10+ teens through a research-based curriculum that immerses participants in skill-building exercises to assist in internalizing the vital traits and protective factors of resilience. Prior to each workshop, a ResilientMe facilitator meets with the leaders of each group home to learn about the youths' specific needs, then designs the workshop series specific to that group by selecting eight to 12 of the most applicable modules. The R's of ResilientMe curriculum includes 30 different modules that teach lessons based on the traits resilient people possess: Resilient, Rare (Unique/Special), Resourceful, Responsible, Relevant (important), Reason (Purpose), Ready.</p> <p>CDBG funds were used to support 60 city of Phoenix low-and-moderate income youth through the R's of ResilientMe programming. ResilientMe served youth ages 15-21 who are aging or have recently aged out of foster since 2013 and look forward to serving them for many additional years.</p> <p>These young adults are often overlooked. Many people take for granted the skills it takes to transition from childhood to adulthood. These are not skills that are automatic for many. When working with youth, there are far too many of them who have not experienced the feeling of being free enough to plan their futures. Many had not experienced the security of safely exploring and expressing their emotions. And most of the youth we work with usually cannot identify traits of being in healthy platonic and romantic relationships. A total of 60 youth were served during the 21-22 FY.</p>	
2022	<p>All services provided and beneficiary data received was for PY2021-22, which was reported in the PY2021 CAPER. This project had reprogrammed funding \$1,363 from PY20/21 and \$18,637 from PY21/22. No services were provided or beneficiary data received for PY2022-23. The final draw occurred in PY2022 using prior year funding.</p>	



U.S. Department of Housing and Urban Development
 Office of Community Planning and Development
 Integrated Disbursement and Information System
 CDBG Activity Summary Report (GPR) for Program Year 2022
 PHOENIX

Date: 08-Nov-2023
 Time: 12:51
 Page: 165

PGM Year: 2021
Project: 0028 - CDBG Public Services Request for Proposal
IDIS Activity: 4641 - VALLEY OF SUN YMCA - YOPAS - CDBD PUBLIC SERVICE

Status: Completed 2/6/2023 12:00:00 AM **Objective:** Create suitable living environments
Location: 350 N 1st Ave Phoenix, AZ 85003-1513 **Outcome:** Availability/accessibility
Matrix Code: Senior Services (05A) **National Objective:** LMC

Activity to prevent, prepare for, and respond to Coronavirus: No

Initial Funding Date: 01/14/2022

Description:

The Valley of the Sun Ahwatukee Foothills Family YMCA YOPAS program will use CDBG funding to provide case management and resource services to seniors in-person and over the phone.

Financing

	Fund Type	Grant Year	Grant	Funded Amount	Drawn In Program Year	Drawn Thru Program Year
CDBG	EN	2021	B21MC040502	\$30,000.00	\$0.00	\$30,000.00
Total	Total			\$30,000.00	\$0.00	\$30,000.00

Proposed Accomplishments

People (General) : 500

Actual Accomplishments

Number assisted:

	Owner		Renter		Total		Person	
	Total	Hispanic	Total	Hispanic	Total	Hispanic	Total	Hispanic
White:	0	0	0	0	0	0	325	11
Black/African American:	0	0	0	0	0	0	22	0
Asian:	0	0	0	0	0	0	7	0
American Indian/Alaskan Native:	0	0	0	0	0	0	1	0
Native Hawaiian/Other Pacific Islander:	0	0	0	0	0	0	0	0
American Indian/Alaskan Native & White:	0	0	0	0	0	0	0	0
Asian White:	0	0	0	0	0	0	4	0
Black/African American & White:	0	0	0	0	0	0	0	0
American Indian/Alaskan Native & Black/African American:	0	0	0	0	0	0	0	0
Other multi-racial:	0	0	0	0	0	0	4	0
Asian/Pacific Islander:	0	0	0	0	0	0	0	0
Hispanic:	0	0	0	0	0	0	0	0



U.S. Department of Housing and Urban Development
 Office of Community Planning and Development
 Integrated Disbursement and Information System
 CDBG Activity Summary Report (GPR) for Program Year 2022
 PHOENIX

Date: 08-Nov-2023
 Time: 12:51
 Page: 166

Total:									363	11
Female-headed Households:									0	
<i>Income Category:</i>	Owner	Renter	Total		Person					
Extremely Low	0	0	0		82					
Low Mod	0	0	0		124					
Moderate	0	0	0		132					
Non Low Moderate	0	0	0		25					
Total	0	0	0		363					
Percent Low/Mod					93.1%					

Annual Accomplishments

Years	Accomplishment Narrative	# Benefiting
2021	The Ahwatukee Foothills Family YMCA used CDBG funding to staff a Y OPAS Care Manager, including benefits. The Care Manager (35 hours a week) serves the Y OPAS seniors directly (via telephone and in-person) who are registered in the program. The Care Manager is responsible for entering assignments into our database. The Care Manager will be responsible for updating and ensuring all information utilized in Y OPAS' database is current and appropriate, with necessary follow-up as needed. The Care Manager will also oversee Y OPAS' phone tree and provide scripts and updated information to volunteers to ensure each and every client is contacted each month to become aware of all our services. This continuity of service provision ensures more consistency and improved quality of services. The Care Manager will also be responsible for all home intakes, coordinate with Y OPAS Program Director to offer support groups for family, friends, and caregivers. The Program Director (40 hours a week) is responsible for managing the program, recruiting and training Y OPAS volunteers and ensuring the sustainability and growth of the program. A total of 363 Phoenix beneficiaries were served in FY 2021-22.	



U.S. Department of Housing and Urban Development
 Office of Community Planning and Development
 Integrated Disbursement and Information System
 CDBG Activity Summary Report (GPR) for Program Year 2022
 PHOENIX

Date: 08-Nov-2023
 Time: 12:51
 Page: 167

PGM Year: 2021
Project: 0028 - CDBG Public Services Request for Proposal
IDIS Activity: 4642 - New Pathways for Youth CDBG Public Service
Status: Completed 2/8/2023 12:00:00 AM
Location: 901 E Jefferson St Phoenix, AZ 85034-2219
Objective: Create suitable living environments
Outcome: Availability/accessibility
Matrix Code: Youth Services (05D)
National Objective: LMC

Activity to prevent, prepare for, and respond to Coronavirus: No

Initial Funding Date: 01/14/2022

Description:

New Pathways for Youth's mission is to guide youth (ages 12-21) experiencing poverty and adversity as they discover renewed outlooks on life and realize unwritten possibilities for their futures. The foundation of New Pathways for Youth is an overwhelming belief in, and commitment to, at-risk youths' innate resilience, potential, and ability to overcome generational poverty and adversity. Our core organizational values include Relationships, Well-Being, Impact, Intentionality, Responsibility, Integrity, Purpose, and Inclusion. Through our sole initiative and the subject of this request, the Holistic Youth Development Program, New Pathways for Youth deploys an aggressive approach to combatting barriers to youth success, preventing negative youth outcomes, interrupting destructive youth patterns, and ultimately, igniting holistic youth transformation. Through this grant, New Pathways for Youth seeks to expand our Holistic Youth Development Program to reach an additional 600 youth annually (1,000 total) in Maricopa County over the next five years. During the next five years, New Pathways for Youth will recruit 1,500 volunteer mentors, double our staff, and increase the annual offerings of all aspects of the research-informed Holistic Youth Development Program to accommodate new youth enrollment. In the coming year, we will focus on serving an additional 100 youth. Our service area will focus on the key Phoenix communities of Garfield, where 57.8% of children live below the federal poverty line; Maryvale, where 53% of youth live below the federal poverty line; and Eastlake Park/Booker T. Washington, which share similar demographics. All youth participating in our program are living in extreme poverty and have experienced Adverse Childhood Experiences. Services are provided at 901 E Jefferson Street Phoenix, AZ 85034.

Financing

	Fund Type	Grant Year	Grant	Funded Amount	Drawn In Program Year	Drawn Thru Program Year
CDBG	EN	2021	B21MC040502	\$30,000.00	\$7,430.49	\$30,000.00
Total	Total			\$30,000.00	\$7,430.49	\$30,000.00

Proposed Accomplishments

People (General) : 242

Actual Accomplishments

Number assisted:

Owner		Renter		Total		Person	
Total	Hispanic	Total	Hispanic	Total	Hispanic	Total	Hispanic



U.S. Department of Housing and Urban Development
 Office of Community Planning and Development
 Integrated Disbursement and Information System
 CDBG Activity Summary Report (GPR) for Program Year 2022
 PHOENIX

Date: 08-Nov-2023
 Time: 12:51
 Page: 168

White:	0	0	0	0	0	0	12	1
Black/African American:	0	0	0	0	0	0	28	2
Asian:	0	0	0	0	0	0	1	0
American Indian/Alaskan Native:	0	0	0	0	0	0	0	0
Native Hawaiian/Other Pacific Islander:	0	0	0	0	0	0	14	1
American Indian/Alaskan Native & White:	0	0	0	0	0	0	0	0
Asian White:	0	0	0	0	0	0	0	0
Black/African American & White:	0	0	0	0	0	0	0	0
American Indian/Alaskan Native & Black/African American:	0	0	0	0	0	0	0	0
Other multi-racial:	0	0	0	0	0	0	225	113
Asian/Pacific Islander:	0	0	0	0	0	0	0	0
Hispanic:	0	0	0	0	0	0	0	0
Total:	0	0	0	0	0	0	280	117

Female-headed Households: 0 0 0

Income Category:	Owner	Renter	Total	Person
Extremely Low	0	0	0	114
Low Mod	0	0	0	65
Moderate	0	0	0	27
Non Low Moderate	0	0	0	74
Total	0	0	0	280
Percent Low/Mod				73.6%

Annual Accomplishments



U.S. Department of Housing and Urban Development
 Office of Community Planning and Development
 Integrated Disbursement and Information System
 CDBG Activity Summary Report (GPR) for Program Year 2022
 PHOENIX

Date: 08-Nov-2023
 Time: 12:51
 Page: 169

Years	Accomplishment Narrative	# Benefiting
2021	New Pathways for Youth's mission is to guide youth (ages 12-21) experiencing poverty and adversity as they discover renewed outlooks on life and realize unwritten possibilities for their futures. The foundation of New Pathways for Youth is an overwhelming belief in, and commitment to, at-risk youths' innate resilience, potential, and ability to overcome generational poverty and adversity. Our core organizational values include Relationships, Well-Being, Impact, Intentionality, Responsibility, Integrity, Purpose, and Inclusion. Through our sole initiative and the subject of this request, the Holistic Youth Development Program, New Pathways for Youth deploys an aggressive approach to combatting barriers to youth success, preventing negative youth outcomes, interrupting destructive youth patterns, and ultimately, igniting holistic youth transformation. Through this grant, New Pathways for Youth seeks to expand our Holistic Youth Development Program to reach an additional 600 youth annually (1,000 total) in Maricopa County over the next five years. During the next five years, New Pathways for Youth will recruit 1,500 volunteer mentors, double our staff, and increase the annual offerings of all aspects of the research-informed Holistic Youth Development Program to accommodate new youth enrollment. In the coming year, we will focus on serving an additional 100 youth. Our service area will focus on the key Phoenix communities of Garfield, where 57.8% of children live below the federal poverty line; Maryvale, where 53% of youth live below the federal poverty line; and Eastlake Park/Booker T. Washington, which share similar demographics. All youth participating in our program are living in extreme poverty and have experienced Adverse Childhood Experiences. Services are provided at 901 E. Jefferson Street Phoenix, AZ 85034. The program served 280 youth in FY 2021-22.	
2022	All services provided and beneficiary data received was for PY2021-22, which was reported in the PY2021 CAPER. This project had. No services were provided or beneficiary data received for PY2022-23. The final draw occurred in PY2022 using prior year funding.	



U.S. Department of Housing and Urban Development
 Office of Community Planning and Development
 Integrated Disbursement and Information System
 CDBG Activity Summary Report (GPR) for Program Year 2022
 PHOENIX

Date: 08-Nov-2023
 Time: 12:51
 Page: 170

PGM Year: 2021
Project: 0028 - CDBG Public Services Request for Proposal
IDIS Activity: 4643 - G Road CDBG Public Service
Status: Completed 2/6/2023 12:00:00 AM
Location: 10105 E Via Linda Suite 394 Scottsdale, AZ 85258-5311
Objective: Create suitable living environments
Outcome: Availability/accessibility
Matrix Code: Youth Services (05D)
National Objective: LMC

Activity to prevent, prepare for, and respond to Coronavirus: No

Initial Funding Date: 01/14/2022

Description:

G Road after school programs address the community need for a safe space to engage kids in free high quality extra-curricular activities that are frequently absent from the school day. Our target community is a four-square mile area near downtown Phoenix that is an identified food desert and was also significantly impacted by the pandemic in the last year. By expanding and adding additional programming opportunities we can teach valuable skills for building resilience and serve 100-150 more participants. There will be three programs in which youth will be able to participate in. Design and illustration programming will take place once per week at the Boy's and Girl's Club Gabel Branch. Media Arts will take place twice per week, one day in studio at the Social Television Network and one day at the Boy's and Girl's Club Gabel Branch. Gardening & Sustainability will take place twice per week at the 7th day Adventist Community Center (next to the Boy's and Girl's Club) Workshops will be held monthly at the Boy's and Girl's Club Gabel branch. During the 2021-22 school year, G Road plans to expand services to addition locations. Through CDBG funding, G Road will be able to staff three facilitators to provide direct services to youth, including workshops and hands on training. The funding will also allow G Road to provide program materials needed to facilitate the Design and Illustration, Media Arts, and Gardening and Sustainability programs.

Financing

	Fund Type	Grant Year	Grant	Funded Amount	Drawn In Program Year	Drawn Thru Program Year
CDBG	EN	2021	B21MC040502	\$24,766.69	\$17,546.85	\$24,766.69
Total	Total			\$24,766.69	\$17,546.85	\$24,766.69

Proposed Accomplishments

People (General) : 100

Actual Accomplishments

Number assisted:

	Owner		Renter		Total		Person	
	Total	Hispanic	Total	Hispanic	Total	Hispanic	Total	Hispanic
White:	0	0	0	0	0	0	70	34
Black/African American:	0	0	0	0	0	0	21	3
Asian:	0	0	0	0	0	0	3	1
American Indian/Alaskan Native:	0	0	0	0	0	0	2	0
Native Hawaiian/Other Pacific Islander:	0	0	0	0	0	0	0	0
American Indian/Alaskan Native & White:	0	0	0	0	0	0	0	0
Asian White:	0	0	0	0	0	0	0	0

PR03 - PHOENIX

Page: 170 of 408



U.S. Department of Housing and Urban Development
 Office of Community Planning and Development
 Integrated Disbursement and Information System
 CDBG Activity Summary Report (GPR) for Program Year 2022
 PHOENIX

Date: 08-Nov-2023
 Time: 12:51
 Page: 171

Black/African American & White:	0	0	0	0	0	0	1	1
American Indian/Alaskan Native & Black/African American:	0	0	0	0	0	0	0	0
Other multi-racial:	0	0	0	0	0	0	25	18
Asian/Pacific Islander:	0	0	0	0	0	0	0	0
Hispanic:	0	0	0	0	0	0	0	0
Total:	0	0	0	0	0	0	122	57

Female-headed Households:

0	0	0
---	---	---

Income Category:

	Owner	Renter	Total	Person
Extremely Low	0	0	0	25
Low Mod	0	0	0	20
Moderate	0	0	0	30
Non Low Moderate	0	0	0	47
Total	0	0	0	122
Percent Low/Mod				61.5%

Annual Accomplishments



U.S. Department of Housing and Urban Development
 Office of Community Planning and Development
 Integrated Disbursement and Information System
 CDBG Activity Summary Report (GPR) for Program Year 2022
 PHOENIX

Date: 08-Nov-2023
 Time: 12:51
 Page: 172

Years	Accomplishment Narrative	# Benefitting
2021	<p>CDBG Supported - G Road Program Accomplishments 2021/2022</p> <p>Thanks to the support of CDBG funding G Road was able to serve 122 new participants in grades K-8th throughout the 2021-2022 academic year and summer across all programs. In December, we were able to form a new partnership with the Children First Leadership Academy and bring our programs to some of Phoenix's most vulnerable youth. We served a racially and ethnically diverse population of participants of whom 61% reside in households that live below 80% of the area median income.</p> <p>Media Program Media students were given the opportunity to learn in a professional news studio where industry pros provided resources and guidance about the progression from ideation and script writing to filming. They were mentored on the interview process by a professional with extensive experience across local and national networks. The program culminated in a live broadcast with an in-studio audience that was fully run by the participants and included a green room experience. Summer programming students created short film PSA's and learned about photography and photoshop basics.</p> <p>Design & Illustration Design students engaged in hands-on projects and challenges throughout the year including mood boards, game design, architectural design, simple mechanical design, fashion, and visual art. They practiced the steps of the design process and experienced the satisfaction of turning ideas into tangible objects. 6-8th grade summer participants participated in a presentation and Q&A session with a professional architect and building designer. While K-5th grade participants were led in a 3D character modeling activity with local visual artist Yai Villa.</p> <p>Gardening & Sustainability Gardening and Sustainability students learned the parts of the plant and sampled different types of food from each part. They received hands-on experience in soil preparation, planting from seed, propagation methods, transplanting, and maintenance. They learned about the benefits of indoor plants and transplanted small houseplants to practice the care of plants at home. Students participated in discussions about our local environment, growing seasons, weather, hydration, and sun/heat mitigation. During summer programming 5th-8th grade students completed 3D scaled models of an undeveloped portion of the community garden. This project allowed them to use their creative skills in a real-world application and integrate math and measurement.</p>	
2022	<p>All services provided and beneficiary data received was for PY2021-22, which was reported in the PY2021 CAPER. No services were provided or beneficiary data received for PY2022-23. The final draw occurred in PY2023 using prior year funding.</p>	



U.S. Department of Housing and Urban Development
 Office of Community Planning and Development
 Integrated Disbursement and Information System
 CDBG Activity Summary Report (GPR) for Program Year 2022
 PHOENIX

Date: 08-Nov-2023
 Time: 12:51
 Page: 173

PGM Year: 2021
Project: 0028 - CDBG Public Services Request for Proposal
IDIS Activity: 4644 - Wesley Community and Health Centers CDBG Public Service
Status: Completed 2/8/2023 12:00:00 AM
Location: 1625 N 39th Ave Phoenix, AZ 85009-2149
Objective: Create suitable living environments
Outcome: Availability/accessibility
Matrix Code: Youth Services (05D)
National Objective: LMC

Activity to prevent, prepare for, and respond to Coronavirus: No

Initial Funding Date: 01/14/2022

Description:

Wesley Community and Health Centers (Wesley) program supports the City of Phoenix objectives of the CDBG program and provides services to those who are low-income, and expand economic opportunity through improving access and providing high quality education opportunities in the time out-of-school. The City of Phoenix CDBG funds will be used to support after-school and summer care programming and education for 45-65, primarily Hispanic, low-income, at-risk children and youth, ages five to 15 living in Maryvale, Phoenix. The program will be delivered directly to the target population in Maryvale at Wesley's Golden Gate site. Services provided to children and youth are affordable, safe, structured, supervised, quality afterschool programming. All children and youth in the program receive a healthy snack or meal, one-on-one homework tutoring, weekly Science Technology Math (STEM) activities, 30 minutes or daily exercise and physical activity, arts and crafts, computer skills, and field trips to science centers and libraries. Services are provided at Golden Gate, 1625 N. 39th Ave. Phoenix, AZ 85009.

Financing

	Fund Type	Grant Year	Grant	Funded Amount	Drawn In Program Year	Drawn Thru Program Year
CDBG	EN	2021	B21MC040502	\$30,000.00	\$0.00	\$30,000.00
Total	Total			\$30,000.00	\$0.00	\$30,000.00

Proposed Accomplishments

People (General) : 45

Actual Accomplishments

Number assisted:

	Owner		Renter		Total		Person	
	Total	Hispanic	Total	Hispanic	Total	Hispanic	Total	Hispanic
White:	0	0	0	0	0	0	66	66
Black/African American:	0	0	0	0	0	0	7	0
Asian:	0	0	0	0	0	0	0	0
American Indian/Alaskan Native:	0	0	0	0	0	0	4	0
Native Hawaiian/Other Pacific Islander:	0	0	0	0	0	0	0	0
American Indian/Alaskan Native & White:	0	0	0	0	0	0	0	0

PR03 - PHOENIX

Page: 173 of 408



U.S. Department of Housing and Urban Development
 Office of Community Planning and Development
 Integrated Disbursement and Information System
 CDBG Activity Summary Report (GPR) for Program Year 2022
 PHOENIX

Date: 08-Nov-2023
 Time: 12:51
 Page: 174

Asian White:	0	0	0	0	0	0	0	0
Black/African American & White:	0	0	0	0	0	0	0	0
American Indian/Alaskan Native & Black/African American:	0	0	0	0	0	0	0	0
Other multi-racial:	0	0	0	0	0	0	3	0
Asian/Pacific Islander:	0	0	0	0	0	0	0	0
Hispanic:	0	0	0	0	0	0	0	0
Total:	0	0	0	0	0	0	80	66

Female-headed Households: 0 0 0

Income Category:	Owner	Renter	Total	Person
Extremely Low	0	0	0	56
Low Mod	0	0	0	17
Moderate	0	0	0	6
Non Low Moderate	0	0	0	1
Total	0	0	0	80
Percent Low/Mod				98.8%

Annual Accomplishments

Years	Accomplishment Narrative	# Benefiting
2021	Wesley Community and Health Centers (Wesley) program supports the City of Phoenix objectives of the CDBG program and provides services to those who are low-income, and expand economic opportunity through improving access and providing high quality education opportunities in the time out-of-school. The City of Phoenix CDBG funds will be used to support after-school and summer care programming and education for 45-65, primarily Hispanic, low-income, at-risk children and youth, ages five to 15 living in Maryvale, Phoenix. The program will be delivered directly to the target population in Maryvale at Wesley's Golden Gate site. Services provided to children and youth are affordable, safe, structured, supervised, quality afterschool programming. All children and youth in the program receive a healthy snack or meal, one-on-one homework tutoring, weekly Science Technology Math (STEM) activities, 30 minutes of daily exercise and physical activity, arts and crafts, computer skills, and field trips to science centers and libraries. Services are provided at Golden Gate, 1625 N. 39th Ave. Phoenix, AZ 85009. The program served 44 youth during FY 2021-22.	



U.S. Department of Housing and Urban Development
 Office of Community Planning and Development
 Integrated Disbursement and Information System
 CDBG Activity Summary Report (GPR) for Program Year 2022
 PHOENIX

Date: 08-Nov-2023
 Time: 12:51
 Page: 175

PGM Year: 2021
Project: 0028 - CDBG Public Services Request for Proposal
IDIS Activity: 4645 - LifeologyAZ CDBG Public Service
Status: Completed 2/6/2023 12:00:00 AM
Location: 5514 E Thomas Rd Phoenix, AZ 85018-8109
Objective: Create suitable living environments
Outcome: Availability/accessibility
Matrix Code: Youth Services (05D) **National Objective:** LMC

Activity to prevent, prepare for, and respond to Coronavirus: No

Initial Funding Date: 03/10/2022

Description:

Lifeology will expand the existing programming of the Mobile development lab by collaborating with our collaborative partners to expand services to provide an initial assessment, which includes the Daniels Memorial Assessment to identify areas of self-sufficiency that can be addressed through independent living skill sessions and tailored services and supports. As well as a Youth Thrive Survey to determine protective and promotive factors that can be used or enhanced to support youth's ability to improve resilience. The On-Site Mobile Learning Lab will provide in person and individual Transitional facilitation (case management), hands on learning through in-vivo groups and community activities to assist young people develop competency in their path toward self-sufficiency. Lifeology will provide weekly groups and individual coaching as determined by initial assessment. Transitional Domains addressed will include Educational Opportunities, Employment and Career, Community Life Functioning, Personal Effectiveness and Well-Being, and Living Situation. Young People will be recruited through various media marketing through our current collaborative partners, peer leaders and community coalition groups such as Phoenix Union High School District as well as government agency such as Department of Education Comprehensive School Health, Department of Child Safety and Durango Juvenile Justice Court and Programs. This will also include direct referrals from Lifeology's website and social media pages. The purpose of Lifeology's Mobile Learning and Development Lab is to provide services as well as technologies and support to navigate young people toward self-sufficiency, enhance individual resiliency to include youth enrichment activities, arts, and crafts, reading, social emotional learning activities, living situation, hygiene needs and community functioning. Lifeology Mobile Learning and Development Lab services will be provided at the following sites: Family Support Resources 10220 N 31st Avenue Ste. 120 Phoenix, Az 85051, Love House Kids Programs 15820 N 36th Lane, Phoenix, AZ 85053, Ekklesia Christian Church 3422 W Wilshire Drive #20, Phoenix, AZ 85009, and Lifeology's Life House 4829 W Maldonado Road, Phoenix, AZ 85339.

Financing

	Fund Type	Grant Year	Grant	Funded Amount	Drawn In Program Year	Drawn Thru Program Year
CDBG	EN	2021	B21MC040502	\$30,000.00	\$0.00	\$30,000.00
Total	Total			\$30,000.00	\$0.00	\$30,000.00

Proposed Accomplishments

People (General) : 100

Actual Accomplishments

Number assisted:

	Owner		Renter		Total		Person	
	Total	Hispanic	Total	Hispanic	Total	Hispanic	Total	Hispanic
White:	0	0	0	0	0	0	31	5
Black/African American:	0	0	0	0	0	0	33	4

PR03 - PHOENIX

Page: 175 of 408



U.S. Department of Housing and Urban Development
 Office of Community Planning and Development
 Integrated Disbursement and Information System
 CDBG Activity Summary Report (GPR) for Program Year 2022
 PHOENIX

Date: 08-Nov-2023
 Time: 12:51
 Page: 176

Asian:	0	0	0	0	0	0	3	2
American Indian/Alaskan Native:	0	0	0	0	0	0	55	4
Native Hawaiian/Other Pacific Islander:	0	0	0	0	0	0	0	0
American Indian/Alaskan Native & White:	0	0	0	0	0	0	0	0
Asian White:	0	0	0	0	0	0	0	0
Black/African American & White:	0	0	0	0	0	0	24	0
American Indian/Alaskan Native & Black/African American:	0	0	0	0	0	0	6	0
Other multi-racial:	0	0	0	0	0	0	16	0
Asian/Pacific Islander:	0	0	0	0	0	0	0	0
Hispanic:	0	0	0	0	0	0	0	0
Total:	0	0	0	0	0	0	168	15

Female-headed Households: 0 0 0

Income Category:	Owner	Renter	Total	Person
Extremely Low	0	0	0	7
Low Mod	0	0	0	15
Moderate	0	0	0	83
Non Low Moderate	0	0	0	63
Total	0	0	0	168
Percent Low/Mod				62.5%

Annual Accomplishments

Years	Accomplishment Narrative	# Benefiting
2021	CDBG funding assisted Lifeology in providing onsite structured recess with physical activities and nutrition education as well as independent living skills through life skill modules. Lifeology supported the community by providing services to youth in foster care who were primarily overlooked during the pandemic and faced regression as well as social emotional deficits as well as continued to be overlooked as a result of their circumstances. This was previously identified in the 2019 City of Phoenix needs assessment identified one of the greatest weaknesses was the lack of after school activities and additional resources and information regarding the array of services and supports available throughout the city. The Mobile Learning and Development Lab through CDBG funding opportunity was able to provide these services, collaborate with other community partners to wrap other services around these youth, as well as technologies and support to navigate those services. 168 City of Phoenix beneficiaries were served during FY 21-22.	



U.S. Department of Housing and Urban Development
 Office of Community Planning and Development
 Integrated Disbursement and Information System
 CDBG Activity Summary Report (GPR) for Program Year 2022
 PHOENIX

Date: 08-Nov-2023
 Time: 12:51
 Page: 177

PGM Year: 2021
Project: 0034 - CDBG Emergency Shelter Program for Single Women (UMOM Halle Center)
IDIS Activity: 4646 - HSD CDBG Emergency Shelter Program (UMOM-single women)
Status: Completed 2/6/2023 12:00:00 AM **Objective:** Create suitable living environments
Location: 3424 E Van Buren St Phoenix, AZ 85008-6815 **Outcome:** Availability/accessibility
Matrix Code: Operating Costs of Homeless/AIDS Patients Programs (03T) **National Objective:** LMC

Activity to prevent, prepare for, and respond to Coronavirus: No

Initial Funding Date: 01/27/2022

Description:

United Methodist Outreach Ministries (UMOM) operates the Halle Women's Center located at 3424 E. Van Buren, which provides emergency shelter for up to 130 single women and 17 families with children experiencing homelessness in the Maricopa region to end their homelessness through emergency shelter and stabilization services that support a pathway to permanent housing. Services include emergency shelter operations and support services, meals and snacks, clean linens and clothing, toiletries and shower facilities, secure storage for personal belongings, and client-centered case management including the development of a permanent housing plan.

Financing

	Fund Type	Grant Year	Grant	Funded Amount	Drawn In Program Year	Drawn Thru Program Year
CDBG	EN	2021	B21MC040502	\$269,579.15	\$18,890.85	\$269,579.15
Total	Total			\$269,579.15	\$18,890.85	\$269,579.15

Proposed Accomplishments

People (General) : 800

Actual Accomplishments

Number assisted:

	Owner		Renter		Total		Person	
	Total	Hispanic	Total	Hispanic	Total	Hispanic	Total	Hispanic
White:	0	0	0	0	0	0	328	140
Black/African American:	0	0	0	0	0	0	198	0
Asian:	0	0	0	0	0	0	7	0
American Indian/Alaskan Native:	0	0	0	0	0	0	34	0
Native Hawaiian/Other Pacific Islander:	0	0	0	0	0	0	3	0
American Indian/Alaskan Native & White:	0	0	0	0	0	0	0	0
Asian White:	0	0	0	0	0	0	0	0
Black/African American & White:	0	0	0	0	0	0	0	0
American Indian/Alaskan Native & Black/African American:	0	0	0	0	0	0	0	0
Other multi-racial:	0	0	0	0	0	0	47	0



U.S. Department of Housing and Urban Development
 Office of Community Planning and Development
 Integrated Disbursement and Information System
 CDBG Activity Summary Report (GPR) for Program Year 2022
 PHOENIX

Date: 08-Nov-2023
 Time: 12:51
 Page: 178

Asian/Pacific Islander:	0	0	0	0	0	0	0	0
Hispanic:	0	0	0	0	0	0	0	0
Total:	0	0	0	0	0	0	617	140

Female-headed Households: 0 0 0 0

<i>Income Category:</i>	Owner	Renter	Total	Person
Extremely Low	0	0	0	617
Low Mod	0	0	0	0
Moderate	0	0	0	0
Non Low Moderate	0	0	0	0
Total	0	0	0	617
Percent Low/Mod				100.0%

Annual Accomplishments



U.S. Department of Housing and Urban Development
 Office of Community Planning and Development
 Integrated Disbursement and Information System
 CDBG Activity Summary Report (GPR) for Program Year 2022
 PHOENIX

Date: 08-Nov-2023
 Time: 12:51
 Page: 179

Years	Accomplishment Narrative	# Benefiting
2021	<p>In the last year, Halle Women's Center has had great accomplishments that impacted the community and those we serve. In the last year Halle Women's Center has been focusing on increasing the percentage of participants that exit the program with income to permanent housing. In the last year about 73% of participants exited to permanent housing and 62% exited with maintained or increased income.</p> <p>With employment being one of our top priorities, case managers are creating different ideas to engage their participants in job readiness and job fairs. We are incentivizing their attendance and those who found a job within the first 30 days. Because of these efforts, we have seen an increase in attendance with job readiness and job fairs. Participants are excited to learn new things, meet new employers and get a gift card to Walmart or Target. The reward at the end is when the participant realizes that they can do it and that no one can stop them. We are celebrating their success, big or small, by placing their name on the success board and making sure they know that we are proud of them, and all that they have accomplished.</p> <p>This year has been challenging with rents being at a high and property owner's raising their qualifications. The participants that we serve, have been struggling to find affordable housing that will work with barriers like, evictions, felonies, credit, and income amount. Halle Women's Center has collaborated with shared housing property managers like Carter House, Housing Done Wright, and private property owners that have been able to assist those participants who have fixed or low income, felonies, or those who just don't want to live alone.</p> <p>Halle Women's Center has continued to have limited cases of COVID in shelter. We have one quarantine room which allow us to provide isolation to those participants who test positive. This helps keep our community and staff members safe and help prevent the spread as best as possible. Halle Women's Center continues to keep the numbers down with limited cases on property. Case Managers are completing weekly health screens, providing in home testing, and encouraging masks and social distancing while on campus.</p> <p>Success Story: Arianna, a 49-year-old participant who entered Halle Women's Center after receiving an eviction from her apartment complex for not being able to take care of herself and her apartment. Arianna had a tough time with caring for herself as she was wheelchair bound and did not have the support systems in place to help her with this. The case manager at Halle supported and encouraged the participant with her personal hygiene and provided daily support on keeping her area clean. Arianna received a referral to mental health services and was able to obtain help and support for her depression. This support gave Arianna a better look at life and with the help of her case manager, Arianna was able to move to a shared housing program with other ladies who are around her age. Before Arianna left Halle, she thanked her case manager because she knew that without her case manager's support and encouragement, Arianna may not have made it.</p>	
2022	<p>All services provided and beneficiary data received was for PY2021-22, which was reported in PY2021 CAPER. No services were provided, or beneficiary data received for PY2022-23. The final draw for this activity occurred in PY2022-23 using prior year funding.</p>	



U.S. Department of Housing and Urban Development
 Office of Community Planning and Development
 Integrated Disbursement and Information System
 CDBG Activity Summary Report (GPR) for Program Year 2022
 PHOENIX

Date: 08-Nov-2023
 Time: 12:51
 Page: 180

PGM Year: 2021
Project: 0001 - CDBG Admin
IDIS Activity: 4647 - CDBG ADMIN

Status: Completed 7/3/2023 12:00:00 AM
Location: ,
Objective:
Outcome:
Matrix Code: General Program Administration (21A) **National Objective:**

Activity to prevent, prepare for, and respond to Coronavirus: No

Initial Funding Date: 01/27/2022

Description:
 CDBG Admin.

Financing

	Fund Type	Grant Year	Grant	Funded Amount	Drawn In Program Year	Drawn Thru Program Year
CDBG	EN	2015	B15MC040502	\$297,949.83	\$84,493.90	\$297,949.83
		2021	B21MC040502	\$2,678,975.23	\$31,766.66	\$2,678,975.23
Total	Total			\$2,976,925.06	\$116,260.56	\$2,976,925.06

Proposed Accomplishments

Actual Accomplishments

Number assisted:	Owner		Renter		Total		Person	
	Total	Hispanic	Total	Hispanic	Total	Hispanic	Total	Hispanic
White:					0	0		
Black/African American:					0	0		
Asian:					0	0		
American Indian/Alaskan Native:					0	0		
Native Hawaiian/Other Pacific Islander:					0	0		
American Indian/Alaskan Native & White:					0	0		
Asian White:					0	0		
Black/African American & White:					0	0		
American Indian/Alaskan Native & Black/African American:					0	0		
Other multi-racial:					0	0		
Asian/Pacific Islander:					0	0		
Hispanic:					0	0		
Total:	0	0	0	0	0	0	0	0



U.S. Department of Housing and Urban Development
Office of Community Planning and Development
Integrated Disbursement and Information System
CDBG Activity Summary Report (GPR) for Program Year 2022
PHOENIX

Date: 08-Nov-2023
Time: 12:51
Page: 181

Female-headed Households:

0

Income Category:	Owner	Renter	Total	Person
Extremely Low			0	
Low Mod			0	
Moderate			0	
Non Low Moderate			0	
Total	0	0	0	0
Percent Low/Mod				

Annual Accomplishments

No data returned for this view. This might be because the applied filter excludes all data.



U.S. Department of Housing and Urban Development
 Office of Community Planning and Development
 Integrated Disbursement and Information System
 CDBG Activity Summary Report (GPR) for Program Year 2022
 PHOENIX

Date: 08-Nov-2023
 Time: 12:51
 Page: 182

PGM Year: 2021
Project: 0035 - CDBG Homeless Block (Justice Involved-Human Services Dept.)
IDIS Activity: 4648 - HSD CDBG Homeless Block Justice Involved SWBH
Status: Completed 2/6/2023 12:00:00 AM
Location: 200 W Washington St Phoenix, AZ 85003-1611
Objective: Create suitable living environments
Outcome: Availability/accessibility
Matrix Code: Other Public Services Not Listed in 05A-05Y, 03T (05Z)
National Objective: LMC

Activity to prevent, prepare for, and respond to Coronavirus: No

Initial Funding Date: 01/27/2022

Description:

Southwest Behavioral Health supports persons experiencing homelessness who become involved in the criminal justice system, within the city of Phoenix. The intent of this service is to provide navigation and case management services to persons charged in Phoenix Municipal Court with repeat misdemeanor offenses or in Initial Appearance Court as it relates to homelessness. The Contractor shall provide three full-time navigators to work directly with the Prosecutor's Office to provide court ordered services and on-going case management support to persons experiencing homelessness within the criminal justice system. Services are not limited to Municipal and Initial Appearance Court but may also include City of Phoenix specialty court such as Mental Health and Veterans Court. The goal of this service is to proactively reduce the rate of justice involvement for crimes related to homelessness, reduce individual recidivism, and increase positive outcomes of persons experiencing homelessness.

Financing

	Fund Type	Grant Year	Grant	Funded Amount	Drawn In Program Year	Drawn Thru Program Year
CDBG	EN	2021	B21MC040502	\$117,644.93	\$41,968.12	\$117,644.93
Total	Total			\$117,644.93	\$41,968.12	\$117,644.93

Proposed Accomplishments

People (General) : 100

Actual Accomplishments

Number assisted:

	Owner		Renter		Total		Person	
	Total	Hispanic	Total	Hispanic	Total	Hispanic	Total	Hispanic
White:	0	0	0	0	0	0	30	14
Black/African American:	0	0	0	0	0	0	21	2
Asian:	0	0	0	0	0	0	0	0
American Indian/Alaskan Native:	0	0	0	0	0	0	10	0
Native Hawaiian/Other Pacific Islander:	0	0	0	0	0	0	0	0
American Indian/Alaskan Native & White:	0	0	0	0	0	0	0	0
Asian White:	0	0	0	0	0	0	0	0
Black/African American & White:	0	0	0	0	0	0	0	0

PR03 - PHOENIX

Page: 182 of 408



U.S. Department of Housing and Urban Development
 Office of Community Planning and Development
 Integrated Disbursement and Information System
 CDBG Activity Summary Report (GPR) for Program Year 2022
 PHOENIX

Date: 08-Nov-2023
 Time: 12:51
 Page: 183

American Indian/Alaskan Native & Black/African American:	0	0	0	0	0	0	0	0
Other multi-racial:	0	0	0	0	0	0	5	1
Asian/Pacific Islander:	0	0	0	0	0	0	0	0
Hispanic:	0	0	0	0	0	0	0	0
Total:	0	0	0	0	0	0	66	17

Female-headed Households: 0 0 0

Income Category:	Owner	Renter	Total	Person
Extremely Low	0	0	0	66
Low Mod	0	0	0	0
Moderate	0	0	0	0
Non Low Moderate	0	0	0	0
Total	0	0	0	66
Percent Low/Mod				100.0%

Annual Accomplishments



U.S. Department of Housing and Urban Development
 Office of Community Planning and Development
 Integrated Disbursement and Information System
 CDBG Activity Summary Report (GPR) for Program Year 2022
 PHOENIX

Date: 08-Nov-2023
 Time: 12:51
 Page: 184

Years	Accomplishment Narrative	# Benefiting
2021	<p>The Court Liaison Program provides Navigation and Wrap Around Services for Persons Experiencing Homelessness. The Court Liaison Program is a Strategic Intervention Based Diversion Program injected into the Court process that looks at offering effective treatment options based on the individual case specific need in place of costly incarceration. The expected outcome is a significant reduction in recidivism in the known population of repeat offenders of petty crimes. The profile of persons to receive services are homeless by HUD definition experiencing case complex Behavioral and Physical Health disabilities and can benefit from engagement or re-engagement in treatment services. The Project is a collaboration between the City of Phoenix, Municipal and Specialty Courts, and SBH. Staff work both in the court building, and in the community providing specialized Navigation services. The Program is funded with CDBG funds.</p> <p>In December of 2021, a contract amendment was created and signed which allowed services to be provided in a virtual format, including video visits and chats, telephone calls, and text messages. And in January of 2021, SBH staff began providing more services in this method to those individuals who had the capabilities of doing so.</p> <p>Goals Progression:</p> <ol style="list-style-type: none"> 1. All referrals made were accepted and screened for services. 2. 89 individuals were screened for services, and 68 agreed to participate and records were opened. Even with the limitations outlined above, SBHA Navigators were able to hit 68% of our target goal of 100. 3. SBHA Navigators have been providing increased virtual services, more follow-up and coordination by phone, text, and social media platforms. Staff have used Facebook for welfare checks, outreach attempts, and appointment coordination. Navigators are now providing coverage at the Court Resource Center on the 2nd floor, providing information and referrals to anyone referred by the Courts, attorneys, and other entities within the Municipal Court building, and estimates they have served more than 45 people in the resource center. 4. Achieving and tracking Positive Exits from the program were more difficult to determine mainly due to the reductions in the court calendar stretching out judicial determinations, clients were homeless without addresses or regular campsites, and the increased communication and coordination difficulties with clients once released. We had no documented positive exits from our program this reporting period. 5. SBH Navigators had 35 indeterminate exits this reporting period, all had 90 days of outreach attempts, with most being closed at the end of this reporting period. 6. All clients were either taken to Coordinated Entry, or given information of the services provided, with most clients reporting being already entered into the system with Campus IDs. 7. **SBH Navigators are pleased to report that none of the clients working with us were re-arrested. <p>Court Liaison staff are also working with our CJET Street Outreach Team to collaborate and coordinate outreach and follow-up services for their clients being released from jail, as the number of releases coordinated by Patrice have increased during the last 2 months.</p> <p>Last month Court Liaison Navigators were able to refer 4 clients to our SBH Development Program immediately upon their release, they all have committed to our Supported Employment Program, and are receiving court ordered counseling as well as they work towards rebuilding their lives.</p> <p>SBH Navigators have increased the number pre-release jail visits and video visits prior to scheduled hearings to assess client needs and willingness to participate, reducing the disruptions in court, and avoiding continuances and delays due to reductions in the number of inmates being transported to court because of Covid-19 concerns and quarantines.</p>	
2022	<p>All services provided and beneficiary data received was for PY2021-22, which was reported in PY2021 CAPER. No services were provided, or beneficiary data received for PY2022-23. The final draw for this activity occurred in PY2022-23 using prior year funding.</p>	



U.S. Department of Housing and Urban Development
 Office of Community Planning and Development
 Integrated Disbursement and Information System
 CDBG Activity Summary Report (GPR) for Program Year 2022
 PHOENIX

Date: 08-Nov-2023
 Time: 12:51
 Page: 185

PGM Year: 2021
Project: 0036 - CDBG Phoenix Starfish Place (Housing Department)
IDIS Activity: 4649 - HSD CDBG Phoenix Starfish Place
Status: Completed 2/6/2023 12:00:00 AM
Location: 200 W Washington St Phoenix, AZ 85003-1611
Objective: Create suitable living environments
Outcome: Availability/accessibility
Matrix Code: Operating Costs of Homeless/AIDS Patients Programs (03T)
National Objective: LMC

Activity to prevent, prepare for, and respond to Coronavirus: No

Initial Funding Date: 01/27/2022

Description:

Phoenix Starfish Place provides permanent supportive housing for 15 households of victims of sex trafficking. Residents receive a housing voucher or other designated federal, state, or local assistance to subsidize the monthly rental fee, contributing no more than thirty percent of their income towards rent. Two full-time case managers provide trauma informed case management and support services onsite to resident households. Eligible households will be referred through the Phoenix Starfish Place Advisory Group or its designee and approved for housing by the City of Phoenix Housing Department and property management company. Additional services coordinated by Arizona State University (ASU) and provided by a variety of community-based provider agencies will also be available to resident households onsite.

Financing

	Fund Type	Grant Year	Grant	Funded Amount	Drawn In Program Year	Drawn Thru Program Year
CDBG	EN	2021	B21MC040502	\$118,553.84	\$19,452.84	\$118,553.84
Total	Total			\$118,553.84	\$19,452.84	\$118,553.84

Proposed Accomplishments

People (General) : 43

Actual Accomplishments

Number assisted:

	Owner		Renter		Total		Person	
	Total	Hispanic	Total	Hispanic	Total	Hispanic	Total	Hispanic
White:	0	0	0	0	0	0	26	10
Black/African American:	0	0	0	0	0	0	0	0
Asian:	0	0	0	0	0	0	0	0
American Indian/Alaskan Native:	0	0	0	0	0	0	0	0
Native Hawaiian/Other Pacific Islander:	0	0	0	0	0	0	0	0
American Indian/Alaskan Native & White:	0	0	0	0	0	0	0	0
Asian White:	0	0	0	0	0	0	0	0
Black/African American & White:	0	0	0	0	0	0	2	0
American Indian/Alaskan Native & Black/African American:	0	0	0	0	0	0	0	0

PR03 - PHOENIX

Page: 185 of 408



U.S. Department of Housing and Urban Development
 Office of Community Planning and Development
 Integrated Disbursement and Information System
 CDBG Activity Summary Report (GPR) for Program Year 2022
 PHOENIX

Date: 08-Nov-2023
 Time: 12:51
 Page: 186

Other multi-racial:	0	0	0	0	0	0	1	0
Asian/Pacific Islander:	0	0	0	0	0	0	0	0
Hispanic:	0	0	0	0	0	0	0	0
Total:	0	0	0	0	0	0	49	10
Female-headed Households:	0	0	0	0	0	0	0	0

Income Category:	Owner	Renter	Total	Person
Extremely Low	0	0	0	49
Low Mod	0	0	0	0
Moderate	0	0	0	0
Non Low Moderate	0	0	0	0
Total	0	0	0	49
Percent Low/Mod				100.0%

Annual Accomplishments

Years	Accomplishment Narrative	# Benefitting
2021	Phoenix Starfish Place provides permanent supportive housing for 15 households of victims of sex trafficking. Residents receive a housing voucher or other designated federal, state, or local assistance to subsidize the monthly rental fee, contributing no more than thirty percent of their income towards rent. Two full-time case managers provide trauma informed case management and support services onsite to resident households. Eligible households will be referred through the Phoenix Starfish Place Advisory Group or its designee and approved for housing by the City of Phoenix Housing Department and property management company. Additional services coordinated by Arizona State University (ASU) and provided by a variety of community-based provider agencies will also be available to resident households onsite. In FY 2021-22, the program served 49 Phoenix beneficiaries.	
2022	All services provided and beneficiary data received was for PY2021-22, which was reported in PY2021 CAPER. No services were provided, or beneficiary data received for PY2022-23. The final draw for this activity occurred in PY2022-23 using prior year funding.	



U.S. Department of Housing and Urban Development
 Office of Community Planning and Development
 Integrated Disbursement and Information System
 CDBG Activity Summary Report (GPR) for Program Year 2022
 PHOENIX

Date: 08-Nov-2023
 Time: 12:51
 Page: 187

PGM Year:	2021				
Project:	0002 - CDBG Project Delivery, Environmental and Labor Standards				
IDIS Activity:	4650 - CDBG PROJECT DELIVERY				
Status:	Completed 7/3/2023 12:00:00 AM	Objective:	Create suitable living environments		
Location:	200 W Washington St Phoenix, AZ 85003-1611	Outcome:	Availability/accessibility		
		Matrix Code:	Other Public Improvements Not Listed in 03A-03S (03Z)	National Objective:	LMC

Activity to prevent, prepare for, and respond to Coronavirus: No

Initial Funding Date: 01/27/2022

Description:

Funds for the implementation of CDBG projects, including project management, environmental review and labor standards.

Financing

	Fund Type	Grant Year	Grant	Funded Amount	Drawn In Program Year	Drawn Thru Program Year
CDBG	EN	2015	B15MC040502	\$45,768.89	\$5,150.57	\$45,768.89
		2021	B21MC040502	\$303,500.24	\$0.39	\$303,500.24
Total	Total			\$349,269.13	\$5,150.96	\$349,269.13

Proposed Accomplishments

Actual Accomplishments

Number assisted:

	Owner		Renter		Total		Person	
	Total	Hispanic	Total	Hispanic	Total	Hispanic	Total	Hispanic
White:	0	0	0	0	0	0	0	0
Black/African American:	0	0	0	0	0	0	0	0
Asian:	0	0	0	0	0	0	0	0
American Indian/Alaskan Native:	0	0	0	0	0	0	0	0
Native Hawaiian/Other Pacific Islander:	0	0	0	0	0	0	0	0
American Indian/Alaskan Native & White:	0	0	0	0	0	0	0	0
Asian White:	0	0	0	0	0	0	0	0
Black/African American & White:	0	0	0	0	0	0	0	0
American Indian/Alaskan Native & Black/African American:	0	0	0	0	0	0	0	0
Other multi-racial:	0	0	0	0	0	0	0	0
Asian/Pacific Islander:	0	0	0	0	0	0	0	0
Hispanic:	0	0	0	0	0	0	0	0
Total:	0	0	0	0	0	0	0	0



U.S. Department of Housing and Urban Development
 Office of Community Planning and Development
 Integrated Disbursement and Information System
 CDBG Activity Summary Report (GPR) for Program Year 2022
 PHOENIX

Date: 08-Nov-2023
 Time: 12:51
 Page: 188

Female-headed Households:			0	0	0
Income Category:	Owner	Renter	Total	Person	
Extremely Low	0	0	0	0	
Low Mod	0	0	0	0	
Moderate	0	0	0	0	
Non Low Moderate	0	0	0	0	
Total	0	0	0	0	
Percent Low/Mod					

Annual Accomplishments

Years	Accomplishment Narrative	# Benefiting
2021	The accomplishment data for this activity is tied to activity #4730. Activity #4730 is underway and there is no beneficiary data to report at this time. It is expected that beneficiary data will be reported at the end of PY2023 or the beginning of PY2024.	
2022	The accomplishment data for this activity is tied to activity #4730. Activity #4730 is underway and there is no beneficiary data to report at this time. It is expected that beneficiary data will be reported at the end of PY2023 or the beginning of PY2024. Final draw for this activity completed; this activity will be closed.	



U.S. Department of Housing and Urban Development
 Office of Community Planning and Development
 Integrated Disbursement and Information System
 CDBG Activity Summary Report (GPR) for Program Year 2022
 PHOENIX

Date: 08-Nov-2023
 Time: 12:51
 Page: 189

PGM Year: 2021
Project: 0038 - CDBG Landlord Tenant Education and Mediation (Staff)
IDIS Activity: 4651 - HSD CDBG Landlord Tenant Education and Mediation
Status: Completed 2/6/2023 12:00:00 AM
Location: 200 W Washington St Phoenix, AZ 85003-1611
Objective: Create suitable living environments
Outcome: Availability/accessibility
Matrix Code: Tenant/Landlord Counseling (05K) **National Objective:** LMC

Activity to prevent, prepare for, and respond to Coronavirus: No

Initial Funding Date: 01/27/2022

Description:

The Landlord and Tenant Program provides education and counseling to tenants and landlords via the telephone, e-mails and face to face sessions and also conducts regular educational sessions/workshops on the Arizona Residential Landlord and Tenant Act and the Arizona Mobile Home Act. Housing Counselors partner with Crime Free Police Officers, other NSD divisions, other city departments, and non-profit organizations to provide presentations and information as it relates to the state statute.

Financing

	Fund Type	Grant Year	Grant	Funded Amount	Drawn In Program Year	Drawn Thru Program Year
CDBG	EN	2021	B21MC040502	\$170,608.11	\$8,782.09	\$170,608.11
Total	Total			\$170,608.11	\$8,782.09	\$170,608.11

Proposed Accomplishments

People (General) : 1,500

Actual Accomplishments

Number assisted:

	Owner		Renter		Total		Person	
	Total	Hispanic	Total	Hispanic	Total	Hispanic	Total	Hispanic
White:	0	0	0	0	0	0	598	281
Black/African American:	0	0	0	0	0	0	265	5
Asian:	0	0	0	0	0	0	6	0
American Indian/Alaskan Native:	0	0	0	0	0	0	17	3
Native Hawaiian/Other Pacific Islander:	0	0	0	0	0	0	4	1
American Indian/Alaskan Native & White:	0	0	0	0	0	0	2	0
Asian White:	0	0	0	0	0	0	1	0
Black/African American & White:	0	0	0	0	0	0	6	0
American Indian/Alaskan Native & Black/African American:	0	0	0	0	0	0	0	0
Other multi-racial:	0	0	0	0	0	0	318	56
Asian/Pacific Islander:	0	0	0	0	0	0	0	0

PR03 - PHOENIX

Page: 189 of 408



U.S. Department of Housing and Urban Development
 Office of Community Planning and Development
 Integrated Disbursement and Information System
 CDBG Activity Summary Report (GPR) for Program Year 2022
 PHOENIX

Date: 08-Nov-2023
 Time: 12:51
 Page: 190

Hispanic:	0	0	0	0	0	0	0	0
Total:	0	0	0	0	0	0	1,217	346
Female-headed Households:	0		0		0			
<i>Income Category:</i>								
	Owner	Renter	Total	Person				
Extremely Low	0	0	0	1,153				
Low Mod	0	0	0	38				
Moderate	0	0	0	26				
Non Low Moderate	0	0	0	0				
Total	0	0	0	1,217				
Percent Low/Mod					100.0%			

Annual Accomplishments

Years	Accomplishment Narrative	# Benefiting
2021	<p>During the Fiscal year of 2021-22, the City of Phoenix's Landlord and Tenant program has been actively increasing its presence in the community by participating in multiple media interviews via local news (tv and radio), community outreach events, and partnering with the local organizations such as the Young Women's Christian Association (YWCA), Catholic Charities Refugee Program and other agencies serving populations who traditionally would be renters. These actions have resulted in 3909 persons having direct contact with a Landlord and Tenant counselor and 364 persons attending community workshops. This number does not include the number of visits to our website. In July 2022, over 700 persons visited the website.</p> <p>https://www.abc15.com/news/let-joe-know/where-to-get-free-help-with-landlord-tenant-issues-in-arizona https://www.azcentral.com/story/news/local/phoenix/2022/07/23/phoenix-seniors-raising-grandkids-get-help-rent-power-bills/10123414002/ https://liveandlearnaz.org/live-learn-quarterly-coffee-event-childcare-and-housing/ https://www.beconnectedaz.org/events/2021-phoenix-landlord-tenant-workshops</p>	
2022	<p>All services provided and beneficiary data received was for PY2021-22, which was reported in PY2021 CAPER. No services were provided, or beneficiary data received for PY2022-23. The final draw for this activity occurred in PY2022-23 using prior year funding.</p>	



U.S. Department of Housing and Urban Development
 Office of Community Planning and Development
 Integrated Disbursement and Information System
 CDBG Activity Summary Report (GPR) for Program Year 2022
 PHOENIX

Date: 08-Nov-2023
 Time: 12:51
 Page: 191

PGM Year: 2021
Project: 0012 - CDBG Graffiti Removal
IDIS Activity: 4652 - CDBG Graffiti Removal
Status: Completed 2/6/2023 12:00:00 AM
Location: 3325 W Flower St Phoenix, AZ 85017-4802
Objective: Create suitable living environments
Outcome: Sustainability
Matrix Code: Other Public Improvements Not Listed
National Objective: LMA
 in 03A-03S (03Z)

Activity to prevent, prepare for, and respond to Coronavirus: No

Initial Funding Date: 01/27/2022

Description:

The Graffiti Removal Program removes graffiti in all low- to moderate-income areas from rights-of-way and approved public facilities open to the public. The Neighborhood Preservation Division utilizes funds to combat neighborhood blight and deterioration in the city of Phoenix through the removal of graffiti from public rights-of-way, facilities and buildings in low to moderate income areas. The Graffiti Removal Program focuses on the timely removal of graffiti vandalism to diminish the negative economic revitalization impact that graffiti has on neighborhoods.

Financing

	Fund Type	Grant Year	Grant	Funded Amount	Drawn In Program Year	Drawn Thru Program Year
CDBG	EN	2015	B15MC040502	\$307,622.05	\$19,267.88	\$307,622.05
		2021	B21MC040502	\$444,007.02	\$573.97	\$444,007.02
	PI			\$45,893.50	\$0.00	\$45,893.50
Total	Total			\$797,522.57	\$19,841.85	\$797,522.57

Proposed Accomplishments

Public Facilities : 32,000
 Total Population in Service Area: 682,420
 Census Tract Percent Low / Mod: 70.00

Annual Accomplishments

Years	Accomplishment Narrative	# Benefiting
2021	The Graffiti Removal Program removes graffiti in all low- to moderate-income areas from rights-of-way and approved public facilities open to the public. The Neighborhood Preservation Division utilizes funds to combat neighborhood blight and deterioration in the city of Phoenix through the removal of graffiti from public rights-of-way, facilities and buildings in low to moderate income areas. The Graffiti Removal Program focuses on the timely removal of graffiti vandalism to diminish the negative economic revitalization impact that graffiti has on neighborhoods. In FY 2021-22, the program performed 19,288 graffiti site removals.	
2022	All services provided and beneficiary data received was for PY2021-22, which was reported in the PY2019 CAPER. No services were provided, or beneficiary data received for PY2022-23. The final draw occurred in PY2022 using prior year funding.	



U.S. Department of Housing and Urban Development
 Office of Community Planning and Development
 Integrated Disbursement and Information System
 CDBG Activity Summary Report (GPR) for Program Year 2022
 PHOENIX

Date: 08-Nov-2023
 Time: 12:51
 Page: 192

PGM Year: 2021
Project: 0013 - CDBG Code Enforcement
IDIS Activity: 4655 - CDBG Code Enforcement

Status: Completed 8/8/2023 7:08:49 PM
Location: 200 W Washington St 4th Floor Phoenix, AZ 85003-1611
Objective: Create suitable living environments
Outcome: Sustainability
Matrix Code: Code Enforcement (15)
National Objective: LMA

Activity to prevent, prepare for, and respond to Coronavirus: No

Initial Funding Date: 01/27/2022

Description:

Enforcement of the City of Phoenix Neighborhood Preservation Ordinance is a key component of revitalization efforts in low- to moderate-income areas in conjunction with community-based action plans for designated targeted areas.

The code compliance portion of the community action plans focus on addressing common blight violations included in the Neighborhood Preservation Ordinance (high and/or dry vegetation, accumulations of litter/debris, outdoor storage of personal property and inoperable vehicles, unsecured vacant structures, fences in disrepair, graffiti and vehicles parked on non-dustproof surfaces).

Code enforcement staff provide complaint based and code enforcement efforts, including inspections of deteriorated or blighted properties; conducting educational outreach on code compliance issues; initiating area property condition surveys; and providing technical and referral assistance to resolve city code violations. CDBG funds are used in ongoing efforts to arrest physical decline and deterioration of Phoenix neighborhoods through targeted code enforcement strategies.

The Preservation Division of the Neighborhood Services Department (NSD) provides education and enforcement of the Neighborhood Preservation Ordinance (NPO) as a key component of strategic neighborhood revitalization efforts in low to moderate income areas.

The code enforcement strategy is used in combination with economic development activities in target areas designated by the NSD Director.

Financing

	Fund Type	Grant Year	Grant	Funded Amount	Drawn In Program Year	Drawn Thru Program Year
CDBG	EN	2015	B15MC040502	\$106,810.34	\$23,316.88	\$106,810.34
		2016	B16MC040502	\$91,996.17	\$91,996.17	\$91,996.17
		2021	B21MC040502	\$707,783.48	\$213,042.54	\$707,783.48
Total	Total			\$906,589.99	\$328,355.59	\$906,589.99

Proposed Accomplishments

Housing Units : 30
 Total Population in Service Area: 452,240
 Census Tract Percent Low / Mod: 71.72

Annual Accomplishments



U.S. Department of Housing and Urban Development
 Office of Community Planning and Development
 Integrated Disbursement and Information System
 CDBG Activity Summary Report (GPR) for Program Year 2022
 PHOENIX

Date: 08-Nov-2023
 Time: 12:51
 Page: 193

Years	Accomplishment Narrative	# Benefiting
2021	CDBG Code Enforcement: The Preservation Division of the Neighborhood Services Department (NSD) provides education and enforcement of the Neighborhood Preservation Ordinance (NPO) in an ongoing effort to arrest the physical decline and deterioration in low- and moderate-income Phoenix neighborhoods staff through targeted code enforcement strategies. In FY 2021-22, there were 5,488 housing units that received violations; 37 housing units where code violations were corrected using CDBG funds, 5,257 housing units were corrected by the owner and 198 were corrected using other funds.	
2022	The Preservation Division is responsible for the oversight of Code Enforcement, Demolitions, Boar Ups and Graffiti. There was a total of 1,236 code violations issued, 3 were corrected with CDBG funds. 1208 units were corrected the homeowner; 25 homes were corrected utilizing other than CDBG funds. There were 4 demolitions and zero board ups. 7,141 graffiti site removals were completed. This activity was for program year 2022-2023.	



U.S. Department of Housing and Urban Development
 Office of Community Planning and Development
 Integrated Disbursement and Information System
 CDBG Activity Summary Report (GPR) for Program Year 2022
 PHOENIX

Date: 08-Nov-2023
 Time: 12:51
 Page: 194

PGM Year: 2021
Project: 0032 - CDBG Family Self Sufficiency
IDIS Activity: 4656 - Family Self Sufficiency/2021

Status: Completed 2/6/2023 12:00:00 AM
Location: 200 W Washington St Phoenix, AZ 85003-1611
Objective: Provide decent affordable housing
Outcome: Affordability
Matrix Code: Other Public Services Not Listed in 05A-05Y, 03T (05Z)
National Objective: LMC

Activity to prevent, prepare for, and respond to Coronavirus: No

Initial Funding Date: 01/27/2022

Description:

The Family Self-Sufficiency Program (FSS) is operated by the Housing Department. The FSS Program is designed to identify and remove barriers leading toward self-sufficiency for families currently living in Section 8 and conventional housing, as mandated by the National Affordable Housing Act of 1990. FSS uses intensive case management over a five-year period to help clients achieve their goals.

Financing

	Fund Type	Grant Year	Grant	Funded Amount	Drawn In Program Year	Drawn Thru Program Year
CDBG	EN	2021	B21MC040502	\$491,610.00	\$17,950.34	\$491,610.00
Total	Total			\$491,610.00	\$17,950.34	\$491,610.00

Proposed Accomplishments

People (General) : 100

Actual Accomplishments

Number assisted:

	Owner		Renter		Total		Person	
	Total	Hispanic	Total	Hispanic	Total	Hispanic	Total	Hispanic
White:	0	0	0	0	0	0	103	80
Black/African American:	0	0	0	0	0	0	143	2
Asian:	0	0	0	0	0	0	1	1
American Indian/Alaskan Native:	0	0	0	0	0	0	10	3
Native Hawaiian/Other Pacific Islander:	0	0	0	0	0	0	2	1
American Indian/Alaskan Native & White:	0	0	0	0	0	0	0	0
Asian White:	0	0	0	0	0	0	0	0
Black/African American & White:	0	0	0	0	0	0	0	0
American Indian/Alaskan Native & Black/African American:	0	0	0	0	0	0	0	0
Other multi-racial:	0	0	0	0	0	0	5	3
Asian/Pacific Islander:	0	0	0	0	0	0	0	0

PR03 - PHOENIX

Page: 194 of 408



U.S. Department of Housing and Urban Development
 Office of Community Planning and Development
 Integrated Disbursement and Information System
 CDBG Activity Summary Report (GPR) for Program Year 2022
 PHOENIX

Date: 08-Nov-2023
 Time: 12:51
 Page: 195

Hispanic:	0	0	0	0	0	0	0	0
Total:	0	0	0	0	0	0	264	90
Female-headed Households:	0	0	0	0	0	0	0	0
<i>Income Category:</i>								
	Owner	Renter	Total	Person				
Extremely Low	0	0	0	113				
Low Mod	0	0	0	31				
Moderate	0	0	0	94				
Non Low Moderate	0	0	0	26				
Total	0	0	0	264				
Percent Low/Mod					90.2%			

Annual Accomplishments

Years	Accomplishment Narrative	# Benefiting
2021	The Family Self-Sufficiency Program (FSS) is operated by the Housing Department. The FSS Program was able to assist 264 residents towards self-sufficiency for families currently living in Section 8 and conventional housing, as mandated by the National Affordable Housing Act of 1990. FSS used intensive case management over a five-year period to help clients achieve their goals. A total of 24 families graduated into homeownership with total of \$74,113.84 in escrow	
2022	All services provided and beneficiary data received was for PY2021-22, which was reported in PY2021 CAPER. No services were provided, or beneficiary data received for PY2022-23. The final draw for this activity occurred in PY2022-23 using prior year funding.	



U.S. Department of Housing and Urban Development
 Office of Community Planning and Development
 Integrated Disbursement and Information System
 CDBG Activity Summary Report (GPR) for Program Year 2022
 PHOENIX

Date: 08-Nov-2023
 Time: 12:51
 Page: 196

PGM Year: 2021
Project: 0029 - CDBG Neighborhood Engagement Coordination (Neighborhood Specialists)
IDIS Activity: 4657 - CDBG NEIGHBORHOOD ENGAGEMENT COORDINATION
Status: Completed 2/6/2023 12:00:00 AM
Location: 200 W Washington St Phoenix, AZ 85003-1611
Objective: Create suitable living environments
Outcome: Availability/accessibility
Matrix Code: Other Public Services Not Listed in 05A-05Y, 03T (05Z)
National Objective: LMA

Activity to prevent, prepare for, and respond to Coronavirus: No

Initial Funding Date: 01/27/2022

Description:

CDBG funds will be used to provide neighborhood revitalization services to the city's Neighborhood Initiative Areas (NIAs) and other low- and moderate-income targeted areas.

Financing

	Fund Type	Grant Year	Grant	Funded Amount	Drawn In Program Year	Drawn Thru Program Year
CDBG	EN	2015	B15MC040502	\$28,769.42	\$9,237.00	\$28,769.42
		2021	B21MC040502	\$210,229.61	\$0.00	\$210,229.61
Total	Total			\$238,999.03	\$9,237.00	\$238,999.03

Proposed Accomplishments

People (General) : 500
 Total Population in Service Area: 42,185
 Census Tract Percent Low / Mod: 81.19

Annual Accomplishments

Years	Accomplishment Narrative	# Benefiting
2021	<p>CDBG funds were used to provide neighborhood capacity building, crime prevention, and neighborhood clean ups in low/mod census tract neighborhoods.</p> <p>Staff conducted 505 neighborhood group meetings assisting them with coordination of speakers, responding to neighborhood concerns and facilitating discussions with other city departments. Along with neighborhood capacity building, a total of 4,183 PHX C.A.R.E.S. cases were addressed to offer services to people experiencing homelessness and the cleanup of abandoned encampments in neighborhoods. Eight neighborhood cleanups were conducted to remove blight from neighborhoods in low/mod census tracts.</p> <p>This past year, Cisco Webex was offered to neighborhoods as a resource for online virtual meetings due to the COVID-19 Pandemic. During this time traditional neighborhood meetings, clean ups, and events were cancelled or modified to promote social distancing and safety for our community. CDBG funded staff assisted with outreach and education to educate eligible neighborhood residents about the Gated Alley Program pilot. This education and outreach included assistance with applications and signature gathering of property owners to create viable applications.</p>	



U.S. Department of Housing and Urban Development
Office of Community Planning and Development
Integrated Disbursement and Information System
CDBG Activity Summary Report (GPR) for Program Year 2022
PHOENIX

Date: 08-Nov-2023
Time: 12:51
Page: 197

Years	Accomplishment Narrative	# Benefiting
2022	All services provided and beneficiary data received was for PY2021-22, which was reported in PY2021 CAPER. No services were provided, or beneficiary data received for PY2022-23. The final draw for this activity occurred in PY2022-23 using prior year funding.	



U.S. Department of Housing and Urban Development
 Office of Community Planning and Development
 Integrated Disbursement and Information System
 CDBG Activity Summary Report (GPR) for Program Year 2022
 PHOENIX

Date: 08-Nov-2023
 Time: 12:51
 Page: 198

PGM Year: 2021
Project: 0033 - CDBG Aeroterra Homeless Youth Program
IDIS Activity: 4658 - 2021/Aeroterra Youth

Status: Completed 2/6/2023 12:00:00 AM
Location: 200 W Washington St Phoenix, AZ 85003-1611
Objective: Create suitable living environments
Outcome: Availability/accessibility
Matrix Code: Youth Services (05D) **National Objective:** LMC

Activity to prevent, prepare for, and respond to Coronavirus: No

Initial Funding Date: 01/27/2022

Description:
 Aeroterra Youth Services

Financing

	Fund Type	Grant Year	Grant	Funded Amount	Drawn In Program Year	Drawn Thru Program Year
CDBG	EN	2021	B21MC040502	\$125,000.01	\$14,403.11	\$125,000.01
Total	Total			\$125,000.01	\$14,403.11	\$125,000.01

Proposed Accomplishments

People (General) : 75

Actual Accomplishments

Number assisted:

	Owner		Renter		Total		Person	
	Total	Hispanic	Total	Hispanic	Total	Hispanic	Total	Hispanic
White:	0	0	0	0	0	0	33	23
Black/African American:	0	0	0	0	0	0	37	0
Asian:	0	0	0	0	0	0	0	0
American Indian/Alaskan Native:	0	0	0	0	0	0	6	0
Native Hawaiian/Other Pacific Islander:	0	0	0	0	0	0	0	0
American Indian/Alaskan Native & White:	0	0	0	0	0	0	0	0
Asian White:	0	0	0	0	0	0	0	0
Black/African American & White:	0	0	0	0	0	0	0	0
American Indian/Alaskan Native & Black/African American:	0	0	0	0	0	0	0	0
Other multi-racial:	0	0	0	0	0	0	1	0
Asian/Pacific Islander:	0	0	0	0	0	0	0	0
Hispanic:	0	0	0	0	0	0	0	0
Total:	0	0	0	0	0	0	77	23

PR03 - PHOENIX

Page: 198 of 408



U.S. Department of Housing and Urban Development
 Office of Community Planning and Development
 Integrated Disbursement and Information System
 CDBG Activity Summary Report (GPR) for Program Year 2022
 PHOENIX

Date: 08-Nov-2023
 Time: 12:51
 Page: 199

Female-headed Households:	0	0	0
Income Category:			
	Owner	Renter	Total
Extremely Low	0	0	0
Low Mod	0	0	0
Moderate	0	0	0
Non Low Moderate	0	0	0
Total	0	0	0
Percent Low/Mod			100.0%

Annual Accomplishments

Years	Accomplishment Narrative	# Benefiting
2021	In summary, 2021/2022 was a fun-filled, productive, and inspiring year for the Afterschool Program, PSH staff, and PSH families. In total 77 PSH youth were served this year providing support and resources to their families. Assistance encompassed a variety of areas including, academic, behavioral, nutritional, and social-emotional supports/ resources. As the program navigated through the tough times of COVID-19 staff were still able to provide safe and active programs for the youth and the community, the Afterschool Program enrollment numbers grew throughout the year requiring the creation of a waitlist for students wanting to attend the program. Transitioning to the Summer Camp Program staff were able to provide a fun and educational 7-week Camp for the PSH families and community at large. There were 26 youth registered and approximately 15 students actively participate each week. In this year, a teen Peer Leadership program was established focusing on building up their leadership skills and qualities, working on developing life skills and mentorship. Staff hosted many different activities throughout the year. Some of the highlights include Black History month with a presentation by the new City Manager Jeff Barton, Library Fair, Spring Break Camp, Fall festival, Spring festival, art workshops, and trips to Edison Park for the Phoenix Library story walk. With the success of this past year, staff are continuing as a team to work together on building and creating effective and efficient programs, support, and resources to PSH families and youth.	
2022	All services provided and beneficiary data received was for PY2021-22, which was reported in PY2021 CAPER. No services were provided, or beneficiary data received for PY2022-23. The final draw for this activity occurred in PY2022-23 using prior year funding.	



U.S. Department of Housing and Urban Development
 Office of Community Planning and Development
 Integrated Disbursement and Information System
 CDBG Activity Summary Report (GPR) for Program Year 2022
 PHOENIX

Date: 08-Nov-2023
 Time: 12:51
 Page: 200

PGM Year: 2021
Project: 0027 - CDBG Housing Development Operations, Project Delivery and Request for Proposal
IDIS Activity: 4659 - Housing project Delivery

Status: Completed 2/6/2023 12:00:00 AM
Location: 200 W Washington St Phoenix, AZ 85003-1611
Objective: Create suitable living environments
Outcome: Sustainability
Matrix Code: Rehab; Multi-Unit Residential (14B)
National Objective: LMH

Activity to prevent, prepare for, and respond to Coronavirus: No

Initial Funding Date: 01/27/2022

Description:
 housing project delivery

Financing

	Fund Type	Grant Year	Grant	Funded Amount	Drawn In Program Year	Drawn Thru Program Year
CDBG	EN	2021	B21MC040502	\$220,000.00	\$4,584.68	\$220,000.00
Total	Total			\$220,000.00	\$4,584.68	\$220,000.00

Proposed Accomplishments

Actual Accomplishments

Number assisted:

	Owner		Renter		Total		Person	
	Total	Hispanic	Total	Hispanic	Total	Hispanic	Total	Hispanic
White:	0	0	0	0	0	0	0	0
Black/African American:	0	0	0	0	0	0	0	0
Asian:	0	0	0	0	0	0	0	0
American Indian/Alaskan Native:	0	0	0	0	0	0	0	0
Native Hawaiian/Other Pacific Islander:	0	0	0	0	0	0	0	0
American Indian/Alaskan Native & White:	0	0	0	0	0	0	0	0
Asian White:	0	0	0	0	0	0	0	0
Black/African American & White:	0	0	0	0	0	0	0	0
American Indian/Alaskan Native & Black/African American:	0	0	0	0	0	0	0	0
Other multi-racial:	0	0	0	0	0	0	0	0
Asian/Pacific Islander:	0	0	0	0	0	0	0	0
Hispanic:	0	0	0	0	0	0	0	0
Total:	0	0	0	0	0	0	0	0

Female-headed Households:

Total	0	0	0
-------	---	---	---

PR03 - PHOENIX

Page: 200 of 408



U.S. Department of Housing and Urban Development
 Office of Community Planning and Development
 Integrated Disbursement and Information System
 CDBG Activity Summary Report (GPR) for Program Year 2022
 PHOENIX

Date: 08-Nov-2023
 Time: 12:51
 Page: 201

Income Category:

	Owner	Renter	Total	Person
Extremely Low	0	0	0	0
Low Mod	0	0	0	0
Moderate	0	0	0	0
Non Low Moderate	0	0	0	0
Total	0	0	0	0
Percent Low/Mod				

Annual Accomplishments

Years	Accomplishment Narrative	# Benefiting
2021	No accomplishments to report at this time, final IDIS draw completed for this Fiscal Year.	
2022	All services provided and beneficiary data received was for PY2021-22, which was reported in PY2021 CAPER. No services were provided, or beneficiary data received for PY2022-23. The final draw for this activity occurred in PY2022-23 using prior year funding.	



U.S. Department of Housing and Urban Development
 Office of Community Planning and Development
 Integrated Disbursement and Information System
 CDBG Activity Summary Report (GPR) for Program Year 2022
 PHOENIX

Date: 08-Nov-2023
 Time: 12:51
 Page: 202

PGM Year: 2021
Project: 0016 - CDBG Owner Occupied Rehabilitation Program
IDIS Activity: 4660 - Rehabilitation Operations - 2021
Status: Completed 2/8/2023 12:00:00 AM
Location: 301 W Darrow St Phoenix, AZ 85041-7108
Objective: Provide decent affordable housing
Outcome: Affordability
Matrix Code: Rehab; Single-Unit Residential (14A) **National Objective:** LMH

Activity to prevent, prepare for, and respond to Coronavirus: No

Initial Funding Date: 01/27/2022

Description:
 Owner Occupied Housing Rehabilitation activities.

Financing

	Fund Type	Grant Year	Grant	Funded Amount	Drawn In Program Year	Drawn Thru Program Year
CDBG	EN	2021	B21MC040502	\$779,991.86	\$316.75	\$779,991.86
	PI			\$540,410.44	\$0.00	\$540,410.44
Total	Total			\$1,320,402.30	\$316.75	\$1,320,402.30

Proposed Accomplishments

Actual Accomplishments

Number assisted:

	Owner		Renter		Total		Person	
	Total	Hispanic	Total	Hispanic	Total	Hispanic	Total	Hispanic
White:	0	0	0	0	0	0	0	0
Black/African American:	0	0	0	0	0	0	0	0
Asian:	0	0	0	0	0	0	0	0
American Indian/Alaskan Native:	0	0	0	0	0	0	0	0
Native Hawaiian/Other Pacific Islander:	0	0	0	0	0	0	0	0
American Indian/Alaskan Native & White:	0	0	0	0	0	0	0	0
Asian White:	0	0	0	0	0	0	0	0
Black/African American & White:	0	0	0	0	0	0	0	0
American Indian/Alaskan Native & Black/African American:	0	0	0	0	0	0	0	0
Other multi-racial:	0	0	0	0	0	0	0	0
Asian/Pacific Islander:	0	0	0	0	0	0	0	0
Hispanic:	0	0	0	0	0	0	0	0
Total:	0	0	0	0	0	0	0	0



U.S. Department of Housing and Urban Development
 Office of Community Planning and Development
 Integrated Disbursement and Information System
 CDBG Activity Summary Report (GPR) for Program Year 2022
 PHOENIX

Date: 08-Nov-2023
 Time: 12:51
 Page: 203

Female-headed Households:	0	0	0
Income Category:			
	Owner	Renter	Total
Extremely Low	0	0	0
Low Mod	0	0	0
Moderate	0	0	0
Non Low Moderate	0	0	0
Total	0	0	0
Percent Low/Mod			

Annual Accomplishments

Years	Accomplishment Narrative	# Benefiting
2021	19 Owner-Occupied Housing Rehabilitation (OOHR) projects were completed. One of the projects completed was of a home built in 1946 and located in the Hyde Park subdivision of Phoenix. The rehabilitation included general construction, including health and safety improvements, as well as exterior improvements designed to allow for maintaining compliance with the city's Neighborhood Preservation Ordinance requirements. The rehabilitation also included improvements, repairs or replacement in the areas of lead-based paint remediation, plumbing, ADA modifications, electrical, roofing, HVAC, insulation, appliances, carpentry (including a laundry enclosure), fencing, and drywall/surface repair. This activity is for staff related activities only. Outcome measures for this activity is associated with ID#4683.	
2022	All services provided and beneficiary data received was for PY2021-22, which was reported in PY2021 CAPER. No services were provided, or beneficiary data received for PY2022-23. The final draw for this activity occurred in PY2022-23 using prior year funding.	



U.S. Department of Housing and Urban Development
 Office of Community Planning and Development
 Integrated Disbursement and Information System
 CDBG Activity Summary Report (GPR) for Program Year 2022
 PHOENIX

Date: 08-Nov-2023
 Time: 12:51
 Page: 204

PGM Year: 2021
Project: 0014 - CDBG Demolition
IDIS Activity: 4661 - CDBG Demolition
Status: Completed 2/6/2023 12:00:00 AM
Location: 200 W Washington St 4th Floor Phoenix, AZ 85003-1611
Objective: Create suitable living environments
Outcome: Availability/accessibility
Matrix Code: Clearance and Demolition (04) **National Objective:** SBS

Activity to prevent, prepare for, and respond to Coronavirus: No

Initial Funding Date: 01/27/2022

Description:

It is a violation of the City of Phoenix Neighborhood Preservation Ordinance to allow a vacant structure to remain open, vacant, and unsecured more than 48 hours, as it constitutes a threat to the health, safety, and welfare of the community. The Neighborhood Services Department's Neighborhood Preservation Division utilizes in ongoing efforts to arrest physical decline and deterioration in Phoenix neighborhoods through targeted code enforcement on abandoned, blighted and deteriorated properties. The Preservation Division of the Neighborhood Services Department (NSD) provides education and enforcement of the Neighborhood Preservation Ordinance (NPO) as a key component of neighborhood revitalization efforts. The code enforcement property demolition strategy is to address vacant structures that pose a threat to the health, safety and welfare of residents and adjacent properties through education and enforcement of the NPO, including contractual demolition of deteriorated, unsafe and uninhabitable vacant structures. CDBG-Funded Staff: This activity is also completed by the staff assigned to the Abatement and BoardUp program; staff include: Neighborhood Preservation Inspector I (2); Compliance Supervisor (1)

Financing

	Fund Type	Grant Year	Grant	Funded Amount	Drawn In Program Year	Drawn Thru Program Year
CDBG	EN	2015	B15MC040502	\$106,586.45	\$18,091.61	\$106,586.45
		2021	B21MC040502	\$210,463.42	\$0.00	\$210,463.42
Total	Total			\$317,049.87	\$18,091.61	\$317,049.87

Proposed Accomplishments

Housing Units : 4

Annual Accomplishments

Years	Accomplishment Narrative	# Benefiting
2021	CDBG Demolition: NSD's Demolition program supports ongoing efforts to arrest physical decline and deterioration in Phoenix neighborhoods through targeted code enforcement on abandoned, blighted, and deteriorated properties. The code enforcement property demolition strategy is to address vacant structures that pose a threat to the health, safety, and welfare of residents and adjacent properties through education and enforcement of the NPO, including contractual demolition of deteriorated, unsafe, and uninhabitable vacant structures. In FY 2021-22, five (5) slum or blighting structures were demolished.	
2022	All services provided and beneficiary data received was for PY2021-22, which was reported in PY2021 CAPER. No services were provided, or beneficiary data received for PY2022-23. The final draw for this activity occurred in PY2022-23 using prior year funding.	



U.S. Department of Housing and Urban Development
 Office of Community Planning and Development
 Integrated Disbursement and Information System
 CDBG Activity Summary Report (GPR) for Program Year 2022
 PHOENIX

Date: 08-Nov-2023
 Time: 12:51
 Page: 205

PGM Year: 2021
Project: 0015 - CDBG Abatement Coordination
IDIS Activity: 4662 - CDBG Abatement Coordination
Status: Completed 2/6/2023 12:00:00 AM
Location: 200 W Washington St 4th Floor Phoenix, AZ 85003-1611
Objective: Create suitable living environments
Outcome: Sustainability
Matrix Code: Clearance and Demolition (04) **National Objective:** SBS

Activity to prevent, prepare for, and respond to Coronavirus: No

Initial Funding Date: 01/27/2022

Description:

It is a violation of the City of Phoenix Neighborhood Preservation Ordinance to allow a vacant structure to remain open, vacant, and unsecured more than 48 hours, as it constitutes a threat to the health, safety, and welfare of the community. The Neighborhood Services Department's Neighborhood Preservation Division utilizes program funds in ongoing efforts to arrest physical decline and deterioration in Phoenix neighborhoods through targeted code enforcement on abandoned, blighted and deteriorated properties. The Preservation Division of the Neighborhood Services Department (NSD) provides education and enforcement of the Neighborhood Preservation Ordinance (NPO) as a key component of neighborhood revitalization efforts areas. The code enforcement property abatement strategy is to address open and unsecured, vacant structures that pose a threat to the health, safety and welfare of residents and adjacent properties through education and enforcement of the NPO, including contractual board up of deteriorated and unsafe vacant structures. CDBG-Funded Staff: Neighborhood Preservation Inspectors I (2); Compliance Supervisor (1)

Financing

	Fund Type	Grant Year	Grant	Funded Amount	Drawn In Program Year	Drawn Thru Program Year
CDBG	EN	2015	B15MC040502	\$95,536.28	\$15,727.19	\$95,536.28
		2021	B21MC040502	\$395,429.76	\$0.00	\$395,429.76
Total	Total			\$490,966.04	\$15,727.19	\$490,966.04

Proposed Accomplishments

Housing Units : 40

Annual Accomplishments

Years	Accomplishment Narrative	# Benefiting
2021	Neighborhood Services Department Abatement program supports ongoing efforts to arrest physical decline and deterioration in Phoenix neighborhoods through targeted code enforcement on abandoned, blighted, and deteriorated properties. The code enforcement property abatement strategy is to address open and unsecured, vacant structures that pose a threat to the health, safety, and welfare of residents and adjacent properties through education and enforcement of the NPO, including contractual board up of deteriorated and unsafe vacant structures. In FY 2021-22, thirty-seven (37) on-time board-ups were completed.	
2022	All services provided and beneficiary data received was for PY2021-21, which was reported in PY2021 Caper. No services were provided, or beneficiary data received for PY2022-23. The final draw for this activity occurred in PY2022-23 using prior year funding.	



U.S. Department of Housing and Urban Development
 Office of Community Planning and Development
 Integrated Disbursement and Information System
 CDBG Activity Summary Report (GPR) for Program Year 2022
 PHOENIX

Date: 08-Nov-2023
 Time: 12:51
 Page: 206

PGM Year: 2021
Project: 0027 - CDBG Housing Development Operations, Project Delivery and Request for Proposal
IDIS Activity: 4663 - HOUSING DEVELOPMENT

Status: Open
Location: 200 W Washington St Phoenix, AZ 85003-1611
Objective: Provide decent affordable housing
Outcome: Affordability
Matrix Code: Rehab; Single-Unit Residential (14A)
National Objective: LMH

Activity to prevent, prepare for, and respond to Coronavirus: No

Initial Funding Date: 01/27/2022

Description:

CDBG will fund the following program: Slum and Blight Acquisition and Infill Housing activities.

Financing

	Fund Type	Grant Year	Grant	Funded Amount	Drawn In Program Year	Drawn Thru Program Year
CDBG	EN	2015	B15MC040502	\$35,217.92	\$0.00	\$35,217.92
		2021	B21MC040502	\$525,549.83	\$22,118.72	\$523,844.10
Total	Total			\$560,767.75	\$22,118.72	\$559,062.02

Proposed Accomplishments

Housing Units : 1

Actual Accomplishments

Number assisted:

	Owner		Renter		Total		Person	
	Total	Hispanic	Total	Hispanic	Total	Hispanic	Total	Hispanic
White:	0	0	0	0	0	0	0	0
Black/African American:	0	0	0	0	0	0	0	0
Asian:	0	0	0	0	0	0	0	0
American Indian/Alaskan Native:	0	0	0	0	0	0	0	0
Native Hawaiian/Other Pacific Islander:	0	0	0	0	0	0	0	0
American Indian/Alaskan Native & White:	0	0	0	0	0	0	0	0
Asian White:	0	0	0	0	0	0	0	0
Black/African American & White:	0	0	0	0	0	0	0	0
American Indian/Alaskan Native & Black/African American:	0	0	0	0	0	0	0	0
Other multi-racial:	0	0	0	0	0	0	0	0
Asian/Pacific Islander:	0	0	0	0	0	0	0	0
Hispanic:	0	0	0	0	0	0	0	0



U.S. Department of Housing and Urban Development
 Office of Community Planning and Development
 Integrated Disbursement and Information System
 CDBG Activity Summary Report (GPR) for Program Year 2022
 PHOENIX

Date: 08-Nov-2023
 Time: 12:51
 Page: 207

Total:	0	0	0	0	0	0	0	0	0
Female-headed Households:	0		0		0				
<i>Income Category:</i>									
Owner	Renter	Total	Person						
Extremely Low	0	0	0	0					
Low Mod	0	0	0	0					
Moderate	0	0	0	0					
Non Low Moderate	0	0	0	0					
Total	0	0	0	0					
Percent Low/Mod									

Annual Accomplishments

Years	Accomplishment Narrative	# Benefiting
2021	In the Housing Development Program, Neighborhood Services and Trellis, developer partner executed a contract to redevelop three CDBG parcels to single-family detached infill homes in the Garfield Neighborhood Initiative Area (NIA). Estimated date infill homes to be completed is by FY23-24. Additionally, data recovery has been completed on two lots impacted by archaeology FY21-22. Final report will be completed by fall 2022. Strategic disposition plan has been developed and pending approval to release more vacant lots for infill housing. Section 3 data not collected due to no construction activity.	
2022	All services provided and beneficiary data received was for PY2021-22, which was reported in PY2021 CAPER. No services were provided, or beneficiary data received for PY2022-23. The final draw for this activity occurred in PY2022-23 using prior year funding.	



U.S. Department of Housing and Urban Development
 Office of Community Planning and Development
 Integrated Disbursement and Information System
 CDBG Activity Summary Report (GPR) for Program Year 2022
 PHOENIX

Date: 08-Nov-2023
 Time: 12:51
 Page: 208

PGM Year:	2021		
Project:	0024 - CDBG Neighborhood Commercial Rehabilitation (Staff and Projects)		
IDIS Activity:	4664 - NEIGHBORHOOD ECONOMIC DEVELOPMENT		
Status:	Open	Objective:	Create economic opportunities
Location:	200 W Washington St Phoenix, AZ 85003-1611	Outcome:	Availability/accessibility
		Matrix Code:	ED Technical Assistance (18B)
		National Objective:	LMCSV

Activity to prevent, prepare for, and respond to Coronavirus: No

Initial Funding Date: 01/27/2022

Description:

CDBG funds will be used for staff to operate neighborhood revitalization and economic development program activities; including Neighborhood Commercial Rehabilitation, Operation Patch and Paint, and MTA Entrepreneurial Assistance program.

Financing

	Fund Type	Grant Year	Grant	Funded Amount	Drawn In Program Year	Drawn Thru Program Year
CDBG	EN	2015	B15MC040502	\$32,692.70	\$0.00	\$32,692.70
		2021	B21MC040502	\$292,581.50	\$6,327.50	\$292,581.50
Total	Total			\$325,274.20	\$6,327.50	\$325,274.20

Proposed Accomplishments

Actual Accomplishments

Number assisted:

	Owner		Renter		Total		Person	
	Total	Hispanic	Total	Hispanic	Total	Hispanic	Total	Hispanic
White:	0	0	0	0	0	0	0	0
Black/African American:	0	0	0	0	0	0	0	0
Asian:	0	0	0	0	0	0	0	0
American Indian/Alaskan Native:	0	0	0	0	0	0	0	0
Native Hawaiian/Other Pacific Islander:	0	0	0	0	0	0	0	0
American Indian/Alaskan Native & White:	0	0	0	0	0	0	0	0
Asian White:	0	0	0	0	0	0	0	0
Black/African American & White:	0	0	0	0	0	0	0	0
American Indian/Alaskan Native & Black/African American:	0	0	0	0	0	0	0	0
Other multi-racial:	0	0	0	0	0	0	0	0
Asian/Pacific Islander:	0	0	0	0	0	0	0	0
Hispanic:	0	0	0	0	0	0	0	0



U.S. Department of Housing and Urban Development
 Office of Community Planning and Development
 Integrated Disbursement and Information System
 CDBG Activity Summary Report (GPR) for Program Year 2022
 PHOENIX

Date: 08-Nov-2023
 Time: 12:51
 Page: 209

Total:	0	0	0	0	0	0	0	0
Female-headed Households:	0		0		0			
<i>Income Category:</i>	Owner	Renter	Total	Person				
Extremely Low	0	0	0	0				
Low Mod	0	0	0	0				
Moderate	0	0	0	0				
Non Low Moderate	0	0	0	0				
Total	0	0	0	0				
Percent Low/Mod								

Annual Accomplishments

Years	Accomplishment Narrative	# Benefiting
2021	In the Neighborhood Commercial Development program, outreach efforts were ongoing with a focus in the 27th Avenue Corridor, the North Mountain Redevelopment Area, and Choice Neighborhoods. Zero projects were completed in FY21-22. There are three projects finalizing plan submittals, permitting and bidding with an estimated construction completion in FY22-23. No accomplishments to report at this time. IDIS draw only.	
2022	In the Neighborhood Commercial Rehabilitation (NCR) program, outreach efforts were ongoing for FY22-23, city-wide with emphasis on Slum and Blight, Redevelopment Areas, and Choice Neighborhood boundaries. Zero NCR projects were completed in FY22-23. Three NCR projects received additional funding approved by City Council in 3rd quarter reporting period with one project Greektown Restaurant Project currently under construction and Hotel Electric finalizing construction contract in the 4th quarter reporting period. Both projects are estimated to be completed in FY23-24. The Salon Sosa Project is currently on hold.	



U.S. Department of Housing and Urban Development
 Office of Community Planning and Development
 Integrated Disbursement and Information System
 CDBG Activity Summary Report (GPR) for Program Year 2022
 PHOENIX

Date: 08-Nov-2023
 Time: 12:51
 Page: 210

PGM Year: 2021
Project: 0003 - CDBG Neighborhood Enhancement and Infrastructure Program
IDIS Activity: 4665 - T2050 MA2 ADA Ramp Replacements
Status: Completed 7/1/2023 12:00:00 AM
Location: 2020 W Indian School Rd Phoenix, AZ 85015-5001
Objective: Create suitable living environments
Outcome: Availability/accessibility
Matrix Code: Sidewalks (03L)
National Objective: LMA

Activity to prevent, prepare for, and respond to Coronavirus: No

Initial Funding Date: 03/10/2022

Description:

This project will utilize CDBG funds for the removal and replacement of 25 non ADA compliant curb ramps as well as deteriorated or damaged concrete curb, gutter, valley gutters with and/or without aprons, sidewalk, and the installation of new ADA compliant curb ramps at various locations. Grades will be set to match existing pavement, curb, gutter, sidewalk, and existing drainage.

Financing

	Fund Type	Grant Year	Grant	Funded Amount	Drawn In Program Year	Drawn Thru Program Year
CDBG	EN	2015	B15MC040502	\$189,224.69	\$243.00	\$189,224.69
		2022	B22MC040502	\$3,318.00	\$3,318.00	\$3,318.00
Total	Total			\$192,542.69	\$3,561.00	\$192,542.69

Proposed Accomplishments

Public Facilities : 25
 Total Population in Service Area: 8,995
 Census Tract Percent Low / Mod: 70.87

Annual Accomplishments

Years	Accomplishment Narrative	# Benefiting
2021	During PY2021, the city completed the bidding, environmental review, and replacement of 25 non ADA compliant curb ramps as well as deteriorated or damaged concrete curb, gutter, valley gutters with and/or without aprons, sidewalk, and the installation of new ADA compliant curb ramps at various locations. The project provides safer access to the city sidewalks in the area.	
2022	Project served an area of 8,995 residents.	



U.S. Department of Housing and Urban Development
 Office of Community Planning and Development
 Integrated Disbursement and Information System
 CDBG Activity Summary Report (GPR) for Program Year 2022
 PHOENIX

Date: 08-Nov-2023
 Time: 12:51
 Page: 211

PGM Year:	2021		
Project:	0003 - CDBG Neighborhood Enhancement and Infrastructure Program		
IDIS Activity:	4666 - T2050 MA6 ADA Ramp Replacements		
Status:	Open	Objective:	Create suitable living environments
Location:	4302 W Thomas Rd Phoenix, AZ 85031-3844	Outcome:	Availability/accessibility
		Matrix Code:	Sidewalks (03L)
		National Objective:	LMA

Activity to prevent, prepare for, and respond to Coronavirus: No

Initial Funding Date: 03/10/2022

Description:

This project will utilize CDBG funds for the removal and replacement of 29 non ADA compliant curb ramps as well as deteriorated or damaged concrete curb, gutter, valley gutters with and/or without aprons, sidewalk, and the installation of new ADA compliant curb ramps at various locations. Grades will be set to match existing pavement, curb, gutter, sidewalk, and existing drainage.

Financing

	Fund Type	Grant Year	Grant	Funded Amount	Drawn In Program Year	Drawn Thru Program Year
CDBG	EN	2015	B15MC040502	\$268,617.61	\$21,763.55	\$268,617.61
		2016	B16MC040502	\$190,088.98	\$190,088.98	\$190,088.98
		2022	B22MC040502	\$815.00	\$815.00	\$815.00
Total	Total			\$459,521.59	\$212,667.53	\$459,521.59

Proposed Accomplishments

Public Facilities : 29
 Total Population in Service Area: 20,210
 Census Tract Percent Low / Mod: 73.60

Annual Accomplishments

Years	Accomplishment Narrative	# Benefiting
2021	During PY2021, the city completed the bidding and environmental review for the project. Late in the program year, the city began construction. Completion of construction is anticipated for PY2022.	
2022	Project served an area of 20,210 people in PY2022.	



U.S. Department of Housing and Urban Development
 Office of Community Planning and Development
 Integrated Disbursement and Information System
 CDBG Activity Summary Report (GPR) for Program Year 2022
 PHOENIX

Date: 08-Nov-2023
 Time: 12:51
 Page: 212

PGM Year: 2021
Project: 0003 - CDBG Neighborhood Enhancement and Infrastructure Program
IDIS Activity: 4667 - 2020-21 Parks Lighting Improvements
Status: Open
Location: Address Suppressed
Objective: Create suitable living environments
Outcome: Availability/accessibility
Matrix Code: Parks, Recreational Facilities (03F) **National Objective:** LMA

Activity to prevent, prepare for, and respond to Coronavirus: No

Initial Funding Date: 03/11/2022

Description:

The city will utilize CDBG funds to enhance the lighting at five (5) area parks, including Palomino, Sweetwater, Central, El Prado, and Nevitt. In total, the project will remove eighty-eight (88) area lighting poles with fixtures and install ninety-seven (97) new poles with LED lighting fixtures. The project will also remove fourteen (14) sports lighting poles and install 17 new LED sports lighting poles. The project will provide access to parks that are no longer substandard.

Financing

	Fund Type	Grant Year	Grant	Funded Amount	Drawn In Program Year	Drawn Thru Program Year
CDBG	EN	2015	B15MC040502	\$52,853.44	\$4,171.00	\$52,853.44
		2016	B16MC040502	\$7,026.27	\$7,026.27	\$7,026.27
		2017	B17MC040502	\$1,922,836.83	\$1,922,356.99	\$1,922,357.40
		2018	B18MC040502	\$162,709.46	\$766.30	\$766.30
Total	Total			\$2,145,426.00	\$1,934,320.56	\$1,983,003.41

Proposed Accomplishments

Public Facilities : 5
 Total Population in Service Area: 31,465
 Census Tract Percent Low / Mod: 69.51

Annual Accomplishments

Years	Accomplishment Narrative	# Benefiting
2021	During PY2021, the city completed the design, bidding, and environmental review of the project. Construction is anticipated in PY2022.	
2022	During this program year, new LED area and sports lighting was installed at five parks in low-and-moderate income areas. Over 140 new lights were installed to create a brighter, safer park environment during evening hours.	



U.S. Department of Housing and Urban Development
 Office of Community Planning and Development
 Integrated Disbursement and Information System
 CDBG Activity Summary Report (GPR) for Program Year 2022
 PHOENIX

Date: 08-Nov-2023
 Time: 12:51
 Page: 213

PGM Year: 2021
Project: 0003 - CDBG Neighborhood Enhancement and Infrastructure Program
IDIS Activity: 4668 - West Plaza Park Renovation
Status: Open
Location: 6549 S 43rd Ave Phoenix, AZ 85041-4940
Objective: Create suitable living environments
Outcome: Availability/accessibility
Matrix Code: Parks, Recreational Facilities (03F) **National Objective:** LMA

Activity to prevent, prepare for, and respond to Coronavirus: No

Initial Funding Date: 03/11/2022

Description:

The city will utilize CDBG funds to renovate West Plaza Park. The park renovations and enhancements will include picnic ramadas with tables and barbeque grills, benches, walking pathways, sports courts (basketball and sand volleyball), bike rack, cornhole board, ping pong table, fitness plaza, area lighting, and landscape and irrigation improvements. The park renovations will create inclusive spaces that increases accessibility to the city park and their facilities; provide public spaces that meet multiple community needs and balance passive and active uses, steward and cultivate the park's many natural resource assets, and strengthen the park and its role in connecting the community.

Financing

	Fund Type	Grant Year	Grant	Funded Amount	Drawn In Program Year	Drawn Thru Program Year
CDBG	EN	2015	B15MC040502	\$542,192.73	\$460,391.33	\$542,192.73
		2016	B16MC040502	\$953,631.45	\$953,631.45	\$953,631.45
		2017	B17MC040502	\$448,630.43	\$448,630.43	\$448,630.43
		2018	B18MC040502	\$102,508.93	\$63,658.49	\$63,658.49
		2022	B22MC040502	\$2,889.11	\$0.00	\$0.00
Total	Total			\$2,049,852.65	\$1,926,311.70	\$2,008,113.10

Proposed Accomplishments

Public Facilities : 1
 Total Population in Service Area: 2,335
 Census Tract Percent Low / Mod: 82.87

Annual Accomplishments

Years	Accomplishment Narrative	# Benefitting
2021	During PY2021, the city complete the design, bidding, and environmental review. In late PY2021, construction began on the project. Completion of construction is anticipated in PY2022.	
2022	During this program year, the park renovation was completed. The low-and-moderate area served by the park now has access to new ramadas, seating, recreation, green space, and sport courts.	



U.S. Department of Housing and Urban Development
 Office of Community Planning and Development
 Integrated Disbursement and Information System
 CDBG Activity Summary Report (GPR) for Program Year 2022
 PHOENIX

Date: 08-Nov-2023
 Time: 12:51
 Page: 214

PGM Year: 2021
Project: 0003 - CDBG Neighborhood Enhancement and Infrastructure Program
IDIS Activity: 4669 - Momo Park Renovation
Status: Open
Location: 5447 S 5th St Phoenix, AZ 85040-3012
Objective: Create suitable living environments
Outcome: Availability/accessibility
Matrix Code: Parks, Recreational Facilities (03F) **National Objective:** LMA

Activity to prevent, prepare for, and respond to Coronavirus: No

Initial Funding Date: 03/11/2022

Description:

The city will utilize CDBG funds for the renovation of Momo Park. Park renovations include removing the concrete sidewalks and slabs, benches, basketball hoop and footing, picnic tables, irrigation, and chain link fence and installing new concrete sidewalks, drinking fountain, trash receptacles, bench, seatwall, picnic tables, park grill, ramadas, basketball hoop, new play structure, site wall, landscaping, irrigation, and lighting. Renovations to Momo Park will create inclusive spaces that increase accessibility to the city park and its facilities; provide public spaces that meet multiple community needs and balance passive and active uses; and steward and cultivate the park's many natural resource assets; and strengthen the park and its role in connecting the community.

Financing

	Fund Type	Grant Year	Grant	Funded Amount	Drawn In Program Year	Drawn Thru Program Year
CDBG	EN	2015	B15MC040502	\$11,939.25	\$6,121.25	\$11,939.25
		2016	B16MC040502	\$11,387.25	\$11,387.25	\$11,387.25
		2018	B18MC040502	\$726,673.50	\$34,818.75	\$34,818.75
Total	Total			\$750,000.00	\$52,327.25	\$58,145.25

Proposed Accomplishments

Public Facilities : 1
 Total Population in Service Area: 2,270
 Census Tract Percent Low / Mod: 90.53

Annual Accomplishments

Years	Accomplishment Narrative	# Benefiting
2021	During PY2021, the city completed the design and environmental review of the project. Bidding and construction are anticipated for PY2022.	
2022	During this program year, bidding was completed and construction began. Construction is expected to be complete in FY-23.	



U.S. Department of Housing and Urban Development
 Office of Community Planning and Development
 Integrated Disbursement and Information System
 CDBG Activity Summary Report (GPR) for Program Year 2022
 PHOENIX

Date: 08-Nov-2023
 Time: 12:51
 Page: 215

PGM Year: 2020
Project: 0035 - CDBG Public Services Request for Proposal
IDIS Activity: 4670 - ARCH Kids
Status: Completed 7/1/2023 12:00:00 AM
Location: 1550 W Colter St Phoenix, AZ 85015-3005
Objective: Create suitable living environments
Outcome: Availability/accessibility
Matrix Code: Youth Services (05D)
National Objective: LMC

Activity to prevent, prepare for, and respond to Coronavirus: No

Initial Funding Date: 03/11/2022

Description:

Provide recreational activities for the ARCHKids program.
 This program provides recreational and skills training for participants who have a range of developmental disabilities requiring care while their parents work.

Financing

	Fund Type	Grant Year	Grant	Funded Amount	Drawn In Program Year	Drawn Thru Program Year
CDBG	EN	2020	B20MC040502	\$30,000.00	\$0.00	\$30,000.00
Total	Total			\$30,000.00	\$0.00	\$30,000.00

Proposed Accomplishments

Actual Accomplishments

Number assisted:

	Owner		Renter		Total		Person	
	Total	Hispanic	Total	Hispanic	Total	Hispanic	Total	Hispanic
White:	0	0	0	0	0	0	0	0
Black/African American:	0	0	0	0	0	0	0	0
Asian:	0	0	0	0	0	0	0	0
American Indian/Alaskan Native:	0	0	0	0	0	0	0	0
Native Hawaiian/Other Pacific Islander:	0	0	0	0	0	0	0	0
American Indian/Alaskan Native & White:	0	0	0	0	0	0	0	0
Asian White:	0	0	0	0	0	0	0	0
Black/African American & White:	0	0	0	0	0	0	0	0
American Indian/Alaskan Native & Black/African American:	0	0	0	0	0	0	0	0
Other multi-racial:	0	0	0	0	0	0	0	0
Asian/Pacific Islander:	0	0	0	0	0	0	0	0
Hispanic:	0	0	0	0	0	0	0	0
Total:	0	0	0	0	0	0	0	0



U.S. Department of Housing and Urban Development
 Office of Community Planning and Development
 Integrated Disbursement and Information System
 CDBG Activity Summary Report (GPR) for Program Year 2022
 PHOENIX

Date: 08-Nov-2023
 Time: 12:51
 Page: 216

Female-headed Households:	0	0	0
Income Category:			
	Owner	Renter	Total
Extremely Low	0	0	0
Low Mod	0	0	0
Moderate	0	0	0
Non Low Moderate	0	0	0
Total	0	0	0
Percent Low/Mod			

Annual Accomplishments

Years	Accomplishment Narrative	# Benefiting
2021	<p>This project was set up in two programs years due to split funding, inadvertently. Project completed on 6/30/2022. Accomplishment data reported in IDIS# 4673.</p> <p>A total of 93 children were assisted with the ARCH Kids program. One of the successes we had this year was being able to go on more outings! This year we tried to shake things up a bit and try new places for outings. In the fall, we went to a pumpkin farm. The kids got to play on a huge inflatable, pet their favorite barn yard animals, and some even attempted the spooky corn maze! In the winter, we were lucky enough to be able to go to Flagstaff and see the snow! This summer instead of going to the zoo, we were able to beat the heat with the Phoenix Herpetological Sanctuary! They came to our facility and gave us a really fun Around the World demonstration. This year we were able to buy some new equipment and supplies using money from a local private company that decided they wanted to donate money to our program. They have also provided volunteers from their employees to help at our events and parties.</p> <p>In April, we were able to resume our Annual ARCHKids Field Day which invites kids with special needs from local schools to visit our program and facility for the day. We provided games, activities, tours and lunch. Over 100 kids attended, 60% of whom were from low-income families. Local businesses sponsored the lunch and volunteered.</p> <p>Some of the challenges we have been facing are finding staff. Unfortunately, we had to limit the number of participants who joined us this year to keep us in ratio. The price of gas has also been a bit of a struggle but luckily places like the Phoenix Herpetological Sanctuary and AZ Science Center still provide mobile field trips and come to our facility. We were grateful for CDBG supporting our ARCHKids program this year. Thank you for making a difference in the lives of our low-and-moderate-income kids with special needs!</p>	



U.S. Department of Housing and Urban Development
 Office of Community Planning and Development
 Integrated Disbursement and Information System
 CDBG Activity Summary Report (GPR) for Program Year 2022
 PHOENIX

Date: 08-Nov-2023
 Time: 12:51
 Page: 217

PGM Year: 2021
Project: 0028 - CDBG Public Services Request for Proposal
IDIS Activity: 4671 - SAAVI
Status: Completed 2/8/2023 12:00:00 AM
Location: 3767 E Grant Rd Tucson, AZ 85716-2935
Objective: Create suitable living environments
Outcome: Availability/accessibility
Matrix Code: Services for Persons with Disabilities (05B)
National Objective: LMC

Activity to prevent, prepare for, and respond to Coronavirus: No

Initial Funding Date: 03/11/2022

Description:

Activity will provide the Reaching Empowerment Through Achievement and Learning (REAL) Program for Blind Children in Phoenix to 50 Phoenix youth to provide like skills training, pro-social activities, free play, adaptive sports, assistive technology and education to blind students in Phoenix the tools to achieve success in academics and in life.

Financing

	Fund Type	Grant Year	Grant	Funded Amount	Drawn In Program Year	Drawn Thru Program Year
CDBG	EN	2021	B21MC040502	\$30,000.00	\$3,016.04	\$30,000.00
Total	Total			\$30,000.00	\$3,016.04	\$30,000.00

Proposed Accomplishments

People (General) : 50

Actual Accomplishments

Number assisted:

	Owner		Renter		Total		Person	
	Total	Hispanic	Total	Hispanic	Total	Hispanic	Total	Hispanic
White:	0	0	0	0	0	0	24	7
Black/African American:	0	0	0	0	0	0	1	0
Asian:	0	0	0	0	0	0	3	0
American Indian/Alaskan Native:	0	0	0	0	0	0	0	0
Native Hawaiian/Other Pacific Islander:	0	0	0	0	0	0	0	0
American Indian/Alaskan Native & White:	0	0	0	0	0	0	0	0
Asian White:	0	0	0	0	0	0	0	0
Black/African American & White:	0	0	0	0	0	0	0	0
American Indian/Alaskan Native & Black/African American:	0	0	0	0	0	0	2	0
Other multi-racial:	0	0	0	0	0	0	14	9
Asian/Pacific Islander:	0	0	0	0	0	0	0	0
Hispanic:	0	0	0	0	0	0	0	0



U.S. Department of Housing and Urban Development
 Office of Community Planning and Development
 Integrated Disbursement and Information System
 CDBG Activity Summary Report (GPR) for Program Year 2022
 PHOENIX

Date: 08-Nov-2023
 Time: 12:51
 Page: 218

Total:									44	16
Female-headed Households:									0	0
Income Category:	Owner	Renter	Total		Person					
Extremely Low	0	0	0		0					
Low Mod	0	0	0		4					
Moderate	0	0	0		38					
Non Low Moderate	0	0	0		2					
Total	0	0	0		44					
Percent Low/Mod					95.5%					

Annual Accomplishments

Years	Accomplishment Narrative	# Benefiting
2021	<p>Throughout the 2021-2022 program year, SAAVI Services for the Blind was able to provide services to 44 students in the Phoenix area. These services included one-on-one tutoring in academics, technology, orientation and mobility, and braille. Students also gained experiences to learn and grow in group settings through our one week Kid's Camp in July 2021, Back to school activity in August 2021, and Extended School Year program in June 2022. In addition, students were provided with resources to learn independently from home through our Holiday activity kits and virtual activities over Zoom.</p> <p>We are happy to report that 90% of our students are more confident, more physically active, more comfortable in their environment, and most of them are showing more success academically. In addition, we were able to provide information, support, and resources to 59 parents. We know that these students will continue to grow and learn from their participation in SAAVI REAL Youth Programs. At SAAVI, they learn how to live confidently and competently as a blind person through the invaluable experiences we are able to provide. Thank you for your continued support to make our programs a success!</p>	
2022	All services provided and beneficiary data received was for PY2021-22, which was reported in the PY2021 CAPER. No services were provided or beneficiary data received for PY2022-23. The final draw occurred in PY2022 using prior year funding.	



U.S. Department of Housing and Urban Development
 Office of Community Planning and Development
 Integrated Disbursement and Information System
 CDBG Activity Summary Report (GPR) for Program Year 2022
 PHOENIX

Date: 08-Nov-2023
 Time: 12:51
 Page: 219

PGM Year: 2021
Project: 0028 - CDBG Public Services Request for Proposal
IDIS Activity: 4672 - Elevate Phoenix
Status: Completed 11/2/2023 1:52:41 PM
Location: 3750 W Indian School Rd Phoenix, AZ 85019-3518
Objective: Create suitable living environments
Outcome: Availability/accessibility
Matrix Code: Youth Services (05D) **National Objective:** LMC

Activity to prevent, prepare for, and respond to Coronavirus: No

Initial Funding Date: 03/15/2022

Description:

Through its Improving the Lives and Futures of Low-Income Urban Youth and Families Program, Elevate Phoenix will help low-income, at-risk urban youth improve their academic achievement by having its Teacher-Mentors teach accredited classes, assist with homework, provide tutoring and engage them in remediation activities. They will provide daily support and encouragement to the youth and follow them as they progress from grade to grade. During the grant period, the program will serve an additional 500 youth.

Financing

	Fund Type	Grant Year	Grant	Funded Amount	Drawn In Program Year	Drawn Thru Program Year
CDBG	EN	2020	B20MC040502	\$29,938.81	\$11,631.55	\$29,938.81
Total	Total			\$29,938.81	\$11,631.55	\$29,938.81

Proposed Accomplishments

People (General) : 500

Actual Accomplishments

Number assisted:

	Owner		Renter		Total		Person	
	Total	Hispanic	Total	Hispanic	Total	Hispanic	Total	Hispanic
White:	0	0	0	0	0	0	966	901
Black/African American:	0	0	0	0	0	0	170	0
Asian:	0	0	0	0	0	0	7	0
American Indian/Alaskan Native:	0	0	0	0	0	0	0	0
Native Hawaiian/Other Pacific Islander:	0	0	0	0	0	0	0	0
American Indian/Alaskan Native & White:	0	0	0	0	0	0	3	0
Asian White:	0	0	0	0	0	0	0	0
Black/African American & White:	0	0	0	0	0	0	0	0
American Indian/Alaskan Native & Black/African American:	0	0	0	0	0	0	0	0
Other multi-racial:	0	0	0	0	0	0	38	0
Asian/Pacific Islander:	0	0	0	0	0	0	0	0

PR03 - PHOENIX

Page: 219 of 408



U.S. Department of Housing and Urban Development
 Office of Community Planning and Development
 Integrated Disbursement and Information System
 CDBG Activity Summary Report (GPR) for Program Year 2022
 PHOENIX

Date: 08-Nov-2023
 Time: 12:51
 Page: 220

Hispanic:	0	0	0	0	0	0	0	0
Total:	0	0	0	0	0	0	1,184	901
Female-headed Households:	0		0		0			
<i>Income Category:</i>								
	Owner	Renter	Total	Person				
Extremely Low	0	0	0	1,017				
Low Mod	0	0	0	167				
Moderate	0	0	0	0				
Non Low Moderate	0	0	0	0				
Total	0	0	0	1,184				
Percent Low/Mod				100.0%				

Annual Accomplishments

Years	Accomplishment Narrative	# Benefiting
2021	Elevate Phoenix was able to provide services to 1184 children in the Cartwright School District. Activities included a "lunch bunch" where students were taught how to play different card games with a special twist incorporating language skills. Other programs we offered were high schools students teaching grade school students social emotional learning. This was beneficial to the students, especially since this was an adjustment when in class learning resumed after COVID. The "Get to Know" program was launched at Larry C. Kennedy and Loma Linda Elementary, which are schools located within the target area. This program was used as a way to get the children to talk about themselves, and was a way for the peer leaders to be able to teach and reach each student they served. During the end of the program year we wrapped up the "kiddos program" by boosting literacy skills, celebrated 8th grade promotions and high school graduations.	
2022	All services provided and beneficiary data received was for PY2021-22, which was reported in the PY2021 CAPER. No services were provided or beneficiary data received for PY2022-23. The final draw occurred in PY2022-23 using prior year funding.	



U.S. Department of Housing and Urban Development
 Office of Community Planning and Development
 Integrated Disbursement and Information System
 CDBG Activity Summary Report (GPR) for Program Year 2022
 PHOENIX

Date: 08-Nov-2023
 Time: 12:51
 Page: 221

PGM Year:	2021			
Project:	0028 - CDBG Public Services Request for Proposal			
IDIS Activity:	4673 - ARCH Kids			
Status:	Canceled 7/1/2023 12:00:00 AM	Objective:	Create suitable living environments	
Location:	200 W Washington St Phoenix, AZ 85003-1611	Outcome:	Availability/accessibility	
		Matrix Code:	Services for Persons with Disabilities (05B)	National Objective: LMC

Activity to prevent, prepare for, and respond to Coronavirus: No

Initial Funding Date: 03/15/2022

Description:

The overall purpose of this program is to provide recreation and skills training when school is not in session. ARCH Kids participants have a range of developmental disabilities, requiring care and supervision while their parents work. We provide child care and youth services after school, during school breaks, summer vacation, and during early release days. Kids range in age from 8 to 22 and are on site from 4 hours to 10 hours per day, 5 days per week, depending on their needs and family situation. For the kids we serve, we provide: the opportunity to engage in physical activity in a safe, supervised, comfortable and fun environment; the opportunity to develop team work skills, social communication skills, friendships, interpersonal skills and access to their peers with similar experiences; access to Health & Fitness information and activities; support and understanding during times of behavioral challenges; space and time to relax and play in a less structured environment; and promotion of a positive self-image and improved quality of life.

Financing

No data returned for this view. This might be because the applied filter excludes all data.

Proposed Accomplishments

Actual Accomplishments

Number assisted:

	Owner		Renter		Total		Person	
	Total	Hispanic	Total	Hispanic	Total	Hispanic	Total	Hispanic
White:	0	0	0	0	0	0	74	25
Black/African American:	0	0	0	0	0	0	5	0
Asian:	0	0	0	0	0	0	2	0
American Indian/Alaskan Native:	0	0	0	0	0	0	2	0
Native Hawaiian/Other Pacific Islander:	0	0	0	0	0	0	3	0
American Indian/Alaskan Native & White:	0	0	0	0	0	0	0	0

PR03 - PHOENIX

Page: 221 of 408



U.S. Department of Housing and Urban Development
 Office of Community Planning and Development
 Integrated Disbursement and Information System
 CDBG Activity Summary Report (GPR) for Program Year 2022
 PHOENIX

Date: 08-Nov-2023
 Time: 12:51
 Page: 222

Asian White:	0	0	0	0	0	0	0	0
Black/African American & White:	0	0	0	0	0	0	2	0
American Indian/Alaskan Native & Black/African American:	0	0	0	0	0	0	0	0
Other multi-racial:	0	0	0	0	0	0	5	0
Asian/Pacific Islander:	0	0	0	0	0	0	0	0
Hispanic:	0	0	0	0	0	0	0	0
Total:	0	0	0	0	0	0	93	25

Female-headed Households: 0 0 0

Income Category:	Owner	Renter	Total	Person
Extremely Low	0	0	0	19
Low Mod	0	0	0	21
Moderate	0	0	0	53
Non Low Moderate	0	0	0	0
Total	0	0	0	93
Percent Low/Mod				100.0%

Annual Accomplishments

Years	Accomplishment Narrative	# Benefiting
2021	IDIS# 4670 set up in Program Year 2020 inadvertently. IDIS # 4673 program occurred July 2021 - June 30, 2022. A total of 93 children attended ARCH Kids program. This year has been very eventful for the ARCH Kids Program! Overall, we served 93 kids from low-and- moderate income families. Our camp has been fortunate enough to see a rise in One of the successes we had this year was being able to go on more outings! This year we tried to shake things up a bit and try new places for outings. In the Fall, we went to a pumpkin farm. The kids got to play on a huge inflatable, pet their favorite barn yard animals, and some even attempted the spooky corn maze! In the winter, we were lucky enough to be able to go to Flagstaff and see the snow! This summer instead of going to the zoo, we were able to beat the heat with the Phoenix Herpetological Sanctuary! They came to our facility and gave us a really fun Around the World demonstration. This year we were able to buy some new equipment and supplies using money from a local private company that decided they wanted to donate money to our program. They have also provided volunteers from their employees to help at our events and parties. In April, we were able to resume our Annual ARCHKids Field Day which invites kids with special needs from local schools to visit our program and facility for the day. We provided games, activities, tours and lunch. Over 100 kids attended, 60% of whom were from low-income families. Local businesses sponsored the lunch and volunteered. Some of the challenges we have been facing are finding staff. Unfortunately, we had to limit the number of participants who joined us this year to keep us in ratio. The price of gas has also been a bit of a struggle but luckily places like the Phoenix Herpetological Sanctuary and AZ Science Center still provide mobile field trips and come to our facility. We were grateful for CDBG supporting our ARCHKids program this year. Thank you for making a difference in the lives of our low-and-moderate-income kids with special needs! Our favorite part is seeing their faces!	



U.S. Department of Housing and Urban Development
 Office of Community Planning and Development
 Integrated Disbursement and Information System
 CDBG Activity Summary Report (GPR) for Program Year 2022
 PHOENIX

Date: 08-Nov-2023
 Time: 12:51
 Page: 223

PGM Year: 2021
Project: 0028 - CDBG Public Services Request for Proposal
IDIS Activity: 4674 - Phoenix Indian Center CDBG Public Service
Status: Completed 11/2/2023 1:55:19 PM
Location: 4520 N Central Ave Ste 250 Suite 250 Phoenix, AZ 85012-7814
Objective: Create suitable living environments
Outcome: Availability/accessibility
Matrix Code: Youth Services (05D)
National Objective: LMC

Activity to prevent, prepare for, and respond to Coronavirus: No

Initial Funding Date: 03/15/2022

Description:

Phoenix Indian Center will provide virtual Navajo Language classes and Seasonal Storytelling sessions to youth and their families in the city of Phoenix. First, Beginning level Navajo language courses will be offered in the Fall, Spring and Summer semester. Each class will be offered to youth living in the city of Phoenix and will occur in a virtual format with an approximate 10-week session meeting 2x per week for 1.5 hours. Using an online Zoom virtual platform, students (and their families) will log in with the language instructor to participate and interact with one another in a live language instruction setting. Each lesson will be recorded and archived for practice use among participants. Secondly, virtual Seasonal Storytelling sessions will be offered on a quarterly basis (4x per year). Each storytelling session will incorporate a seasonal and culturally appropriate Navajo story and/or American Indian cultural teachings and traditions to promote cultural identity and preservation of American Indian language and culture. The storytelling sessions will be made available to all City of Phoenix residents that are interested in learning more about American Indian traditions and culture but more importantly, to create cultural awareness and cultural sensitivity learning opportunities. All virtual classes and storytelling will have an online registration process targeting residents in the City of Phoenix.

Financing

	Fund Type	Grant Year	Grant	Funded Amount	Drawn In Program Year	Drawn Thru Program Year
CDBG	EN	2020	B20MC040502	\$16,081.78	\$6,072.07	\$16,081.78
Total	Total			\$16,081.78	\$6,072.07	\$16,081.78

Proposed Accomplishments

People (General) : 55

Actual Accomplishments

Number assisted:

	Owner		Renter		Total		Person	
	Total	Hispanic	Total	Hispanic	Total	Hispanic	Total	Hispanic
White:	0	0	0	0	0	0	0	0
Black/African American:	0	0	0	0	0	0	0	0
Asian:	0	0	0	0	0	0	0	0
American Indian/Alaskan Native:	0	0	0	0	0	0	287	0
Native Hawaiian/Other Pacific Islander:	0	0	0	0	0	0	0	0

PR03 - PHOENIX

Page: 223 of 408



U.S. Department of Housing and Urban Development
 Office of Community Planning and Development
 Integrated Disbursement and Information System
 CDBG Activity Summary Report (GPR) for Program Year 2022
 PHOENIX

Date: 08-Nov-2023
 Time: 12:51
 Page: 224

American Indian/Alaskan Native & White:	0	0	0	0	0	0	0	0
Asian White:	0	0	0	0	0	0	0	0
Black/African American & White:	0	0	0	0	0	0	0	0
American Indian/Alaskan Native & Black/African American:	0	0	0	0	0	0	0	0
Other multi-racial:	0	0	0	0	0	0	0	0
Asian/Pacific Islander:	0	0	0	0	0	0	0	0
Hispanic:	0	0	0	0	0	0	0	0
Total:	0	0	0	0	0	0	287	0

Female-headed Households: 0 0 0

Income Category:	Owner	Renter	Total	Person
Extremely Low	0	0	0	70
Low Mod	0	0	0	100
Moderate	0	0	0	76
Non Low Moderate	0	0	0	41
Total	0	0	0	287
Percent Low/Mod				85.7%

Annual Accomplishments

Years	Accomplishment Narrative	# Benefiting
2021	Phoenix Indian Center (PIH) offered both Navajo language and seasonal storytelling events. Four seasonal storytelling events on Navajo astronomy, traditional attire and traditional winter stories were held in the Fall and Spring of 2022-2023. There was one in-person event titled That Good Medicine: A Night of Laughter and Storytelling with Navajo comedian and motivational speaker, James Junes. PIH surpassed our target of 65 urban American Indians enrolled in these events, as over 300 were in attendance. The Phoenix Indian Center also offered a series of two 15-week Beginning Navajo Language Classes in the Fall of 2021. Both classes had 93 Phoenix area households participating with 122 individuals, youth and adults alike. Both instructors were Navajo reservation-based who taught in their respective communities at local schools as well as online. In the Spring of 2022, we launched a series of four Children and Youth Beginning Navajo Language Classes. Participation included 101 households with over 237 individuals, mostly children and youth ages 0-15. Class attendance far exceeded our goal of 55 youth participating. These particular classes garnered much excitement as we have not had a focus on children and youth language classes since before the pandemic began. Many students reported being able to confidently introduce themselves in the Navajo traditional way to their elders and peers. A total of 287 Phoenix beneficiaries were served during FY 2021-22.	
2022	All services provided and beneficiary data received was for PY2021-22, which was reported in the PY2021 CAPER. No services were provided or beneficiary data received for PY2022-23. The final draw occurred in PY2022-23 using prior year funding.	



U.S. Department of Housing and Urban Development
 Office of Community Planning and Development
 Integrated Disbursement and Information System
 CDBG Activity Summary Report (GPR) for Program Year 2022
 PHOENIX

Date: 08-Nov-2023
 Time: 12:51
 Page: 225

PGM Year: 2020
Project: 0007 - CV-CDBG - Homeless Support
IDIS Activity: 4676 - CASS Shelter Expansion
Status: Open
Location: 230 S 12th Ave Phoenix, AZ 85007-3101
Objective: Create suitable living environments
Outcome: Availability/accessibility
Matrix Code: Homeless Facilities (not operating costs) (03C)
National Objective: LMC

Activity to prevent, prepare for, and respond to Coronavirus: Yes

Initial Funding Date: 01/30/2023

Description:

Central Arizona Shelter Services (CASS) will use the Community Development Block Grant Cares Act (CDBG-CV) funds to modify the interior of an existing shelter to increase bed capacity. The existing shelter accommodates 470 clients. The interior modifications will increase the number of new beds by 130. The expansion of beds, and supporting interior modifications, including restroom refurbishment, will allow the agency to continue to prevent, prepare for, and respond to the coronavirus pandemic among individuals experiencing homelessness.

Financing

	Fund Type	Grant Year	Grant	Funded Amount	Drawn In Program Year	Drawn Thru Program Year
CDBG	EN	2020	B20MWD40502	\$1,275,187.00	\$244,030.74	\$244,030.74
Total	Total			\$1,275,187.00	\$244,030.74	\$244,030.74

Proposed Accomplishments

Public Facilities : 1

Actual Accomplishments

Number assisted:

	Owner		Renter		Total		Person	
	Total	Hispanic	Total	Hispanic	Total	Hispanic	Total	Hispanic
White:	0	0	0	0	0	0	0	0
Black/African American:	0	0	0	0	0	0	0	0
Asian:	0	0	0	0	0	0	0	0
American Indian/Alaskan Native:	0	0	0	0	0	0	0	0
Native Hawaiian/Other Pacific Islander:	0	0	0	0	0	0	0	0
American Indian/Alaskan Native & White:	0	0	0	0	0	0	0	0
Asian White:	0	0	0	0	0	0	0	0
Black/African American & White:	0	0	0	0	0	0	0	0
American Indian/Alaskan Native & Black/African American:	0	0	0	0	0	0	0	0
Other multi-racial:	0	0	0	0	0	0	0	0

PR03 - PHOENIX

Page: 225 of 408



U.S. Department of Housing and Urban Development
 Office of Community Planning and Development
 Integrated Disbursement and Information System
 CDBG Activity Summary Report (GPR) for Program Year 2022
 PHOENIX

Date: 08-Nov-2023
 Time: 12:51
 Page: 226

Asian/Pacific Islander:	0	0	0	0	0	0	0	0
Hispanic:	0	0	0	0	0	0	0	0
Total:	0	0	0	0	0	0	0	0
Female-headed Households:	0		0		0			

<i>Income Category:</i>				
	Owner	Renter	Total	Person
Extremely Low	0	0	0	0
Low Mod	0	0	0	0
Moderate	0	0	0	0
Non Low Moderate	0	0	0	0
Total	0	0	0	0
Percent Low/Mod				

Annual Accomplishments

Years	Accomplishment Narrative	# Benefiting
2022	During this program year, the majority of the interior modifications to the existing shelter, including restroom improvements, to increase bed capacity were completed. The existing shelter now accommodates 600 clients. Final payment and closeout will occur in PY2023.	



U.S. Department of Housing and Urban Development
 Office of Community Planning and Development
 Integrated Disbursement and Information System
 CDBG Activity Summary Report (GPR) for Program Year 2022
 PHOENIX

Date: 08-Nov-2023
 Time: 12:51
 Page: 227

PGM Year: 2021
Project: 0028 - CDBG Public Services Request for Proposal
IDIS Activity: 4678 - Chrysalis Veterans Services CDBG Public Service
Status: Completed 7/1/2023 9:47:24 PM
Location: 2438 E Chipman Rd Suite 102 Phoenix, AZ 85040-2630
Objective: Create suitable living environments
Outcome: Availability/accessibility
Matrix Code: Senior Services (05A) **National Objective:** LMC

Activity to prevent, prepare for, and respond to Coronavirus: No

Initial Funding Date: 06/27/2022

Description:

Financing

	Fund Type	Grant Year	Grant	Funded Amount	Drawn In Program Year	Drawn Thru Program Year
CDBG	EN	2021	B21MC040502	\$4,244.64	\$4,244.64	\$4,244.64
Total	Total			\$4,244.64	\$4,244.64	\$4,244.64

Proposed Accomplishments

People (General) : 72

Actual Accomplishments

Number assisted:

	Owner		Renter		Total		Person	
	Total	Hispanic	Total	Hispanic	Total	Hispanic	Total	Hispanic
White:	0	0	0	0	0	0	9	9
Black/African American:	0	0	0	0	0	0	0	0
Asian:	0	0	0	0	0	0	0	0
American Indian/Alaskan Native:	0	0	0	0	0	0	0	0
Native Hawaiian/Other Pacific Islander:	0	0	0	0	0	0	0	0
American Indian/Alaskan Native & White:	0	0	0	0	0	0	0	0
Asian White:	0	0	0	0	0	0	0	0
Black/African American & White:	0	0	0	0	0	0	0	0
American Indian/Alaskan Native & Black/African American:	0	0	0	0	0	0	0	0
Other multi-racial:	0	0	0	0	0	0	0	0
Asian/Pacific Islander:	0	0	0	0	0	0	0	0
Hispanic:	0	0	0	0	0	0	0	0
Total:	0	0	0	0	0	0	9	9



U.S. Department of Housing and Urban Development
 Office of Community Planning and Development
 Integrated Disbursement and Information System
 CDBG Activity Summary Report (GPR) for Program Year 2022
 PHOENIX

Date: 08-Nov-2023
 Time: 12:51
 Page: 228

Female-headed Households:				0	0	0
Income Category:	Owner	Renter	Total	Person		
Extremely Low	0	0	0	8		
Low Mod	0	0	0	0		
Moderate	0	0	0	0		
Non Low Moderate	0	0	0	1		
Total	0	0	0	9		
Percent Low/Mod				88.9%		

Annual Accomplishments

Years	Accomplishment Narrative	# Benefiting
2021	CDBG funds were used to provide services to nine clients during the program year. Clients were assisted with referrals to agencies such as Area Agency in Aging for utility and rental assistance. Chrysalis also assisted clients with resume preparation and job exploration.	
2022	No accomplishments to report. Activity reopened 6/29/2023 for draw correction of .10 cents identified in reconciliation of 2021 funds.	



U.S. Department of Housing and Urban Development
 Office of Community Planning and Development
 Integrated Disbursement and Information System
 CDBG Activity Summary Report (GPR) for Program Year 2022
 PHOENIX

Date: 08-Nov-2023
 Time: 12:51
 Page: 229

PGM Year: 2020
Project: 0011 - CV-CDBG Admin, Planning and Coordination
IDIS Activity: 4680 - CDBG-CV Admin - LISC Micro Ent

Status: Completed 1/18/2023 12:00:00 AM
Location: ,
Objective:
Outcome:
Matrix Code: General Program Administration (21A) **National Objective:**

Activity to prevent, prepare for, and respond to Coronavirus: Yes

Initial Funding Date: 04/22/2022

Description:

CDBG-CV Admin

Financing

	Fund Type	Grant Year	Grant	Funded Amount	Drawn In Program Year	Drawn Thru Program Year
CDBG	EN	2020	B20MW040502	\$300,000.00	\$0.00	\$300,000.00
Total	Total			\$300,000.00	\$0.00	\$300,000.00

Proposed Accomplishments

Actual Accomplishments

Number assisted:

	Owner		Renter		Total		Person	
	Total	Hispanic	Total	Hispanic	Total	Hispanic	Total	Hispanic
White:					0	0		
Black/African American:					0	0		
Asian:					0	0		
American Indian/Alaskan Native:					0	0		
Native Hawaiian/Other Pacific Islander:					0	0		
American Indian/Alaskan Native & White:					0	0		
Asian White:					0	0		
Black/African American & White:					0	0		
American Indian/Alaskan Native & Black/African American:					0	0		
Other multi-racial:					0	0		
Asian/Pacific Islander:					0	0		
Hispanic:					0	0		
Total:	0	0	0	0	0	0	0	0

Female-headed Households:

0

PR03 - PHOENIX

Page: 229 of 408



U.S. Department of Housing and Urban Development
Office of Community Planning and Development
Integrated Disbursement and Information System
CDBG Activity Summary Report (GPR) for Program Year 2022
PHOENIX

Date: 08-Nov-2023
Time: 12:51
Page: 230

Income Category:

	Owner	Renter	Total	Person
Extremely Low			0	
Low Mod			0	
Moderate			0	
Non Low Moderate			0	
Total	0	0	0	0
Percent Low/Mod				

Annual Accomplishments

No data returned for this view. This might be because the applied filter excludes all data.



U.S. Department of Housing and Urban Development
 Office of Community Planning and Development
 Integrated Disbursement and Information System
 CDBG Activity Summary Report (GPR) for Program Year 2022
 PHOENIX

Date: 08-Nov-2023
 Time: 12:51
 Page: 231

PGM Year: 2021
Project: 0017 - CDBG Hardship Assistance
IDIS Activity: 4681 - Hardship Assistance Program
Status: Completed 6/29/2023 12:00:00 AM
Location: 2753 E Windrose Dr Phoenix, AZ 85032-6932
Objective: Create suitable living environments
Outcome: Availability/accessibility
Matrix Code: Rehab; Single-Unit Residential (14A) **National Objective:** LMH

Activity to prevent, prepare for, and respond to Coronavirus: No

Initial Funding Date: 04/28/2022

Description:

Hardship Assistance Program (HAP), a citywide program, provides assistance to low- and moderate-income eligible Phoenix homeowners to correct exterior code violations (in the form of grants or loans) who have received a Neighborhood Preservation and Zoning Ordinance violation

Financing

	Fund Type	Grant Year	Grant	Funded Amount	Drawn In Program Year	Drawn Thru Program Year
CDBG	EN	2021	B21MC040502	\$76,108.58	\$35,469.61	\$76,108.58
Total	Total			\$76,108.58	\$35,469.61	\$76,108.58

Proposed Accomplishments

Housing Units : 15

Actual Accomplishments

Number assisted:

	Owner		Renter		Total		Person	
	Total	Hispanic	Total	Hispanic	Total	Hispanic	Total	Hispanic
White:	4	0	0	0	4	0	0	0
Black/African American:	0	0	0	0	0	0	0	0
Asian:	0	0	0	0	0	0	0	0
American Indian/Alaskan Native:	0	0	0	0	0	0	0	0
Native Hawaiian/Other Pacific Islander:	0	0	0	0	0	0	0	0
American Indian/Alaskan Native & White:	0	0	0	0	0	0	0	0
Asian White:	0	0	0	0	0	0	0	0
Black/African American & White:	0	0	0	0	0	0	0	0
American Indian/Alaskan Native & Black/African American:	0	0	0	0	0	0	0	0
Other multi-racial:	1	0	0	0	1	0	0	0
Asian/Pacific Islander:	0	0	0	0	0	0	0	0
Hispanic:	0	0	0	0	0	0	0	0



U.S. Department of Housing and Urban Development
 Office of Community Planning and Development
 Integrated Disbursement and Information System
 CDBG Activity Summary Report (GPR) for Program Year 2022
 PHOENIX

Date: 08-Nov-2023
 Time: 12:51
 Page: 232

Total:									
Female-headed Households:									
<i>Income Category:</i>	Owner	Renter	Total	Person					
Extremely Low	2	0	2	0					
Low Mod	2	0	2	0					
Moderate	1	0	1	0					
Non Low Moderate	0	0	0	0					
Total	5	0	5	0					
Percent Low/Mod	100.0%		100.0%						

Annual Accomplishments

Years	Accomplishment Narrative	# Benefiting
2021	5 Hardship Assistance (HAP and HAP-Dead Tree)) projects were completed. One of the projects completed was of a mobile home manufactured in 1988 and located in Heritage Mobile Estates. The project was referred by Neighborhood Services Department (NSD) Preservation Division, as the property had been issued a Notice of Violation for non-dust proof driveway. The rehabilitation included exterior improvements designed to allow for maintaining compliance with the city's Neighborhood Preservation Ordinance requirements and included dust-free parking, removal and replacement of siding/skirting/trim, replacement of exterior doors and garage door.	
2022	All services provided and beneficiary data received was for PY2021-22, which was reported in PY2021 CAPER. No services were provided, or beneficiary data received for PY2022-23. The final draw for this activity occurred in PY2022-23 using prior year funding.	



U.S. Department of Housing and Urban Development
 Office of Community Planning and Development
 Integrated Disbursement and Information System
 CDBG Activity Summary Report (GPR) for Program Year 2022
 PHOENIX

Date: 08-Nov-2023
 Time: 12:51
 Page: 233

PGM Year: 2021
Project: 0016 - CDBG Owner Occupied Rehabilitation Program
IDIS Activity: 4683 - 2021 Owner Occupied Housing Rehabilitation
Status: Completed 6/29/2023 12:00:00 AM
Location: 301 W Darrow St Phoenix, AZ 85041-7108
Objective: Create suitable living environments
Outcome: Availability/accessibility
Matrix Code: Rehab; Single-Unit Residential (14A) **National Objective:** LMH

Activity to prevent, prepare for, and respond to Coronavirus: No

Initial Funding Date: 04/29/2022

Description:
 Housing rehabilitation for owner occupied homes in need of health & safety repairs.

Financing

	Fund Type	Grant Year	Grant	Funded Amount	Drawn In Program Year	Drawn Thru Program Year
CDBG	EN	2021	B21MC040502	\$744,063.10	\$8,175.74	\$744,063.10
	PI			\$169,789.27	\$0.00	\$169,789.27
Total	Total			\$913,852.37	\$8,175.74	\$913,852.37

Proposed Accomplishments

Housing Units : 120

Actual Accomplishments

Number assisted:

	Owner		Renter		Total		Person	
	Total	Hispanic	Total	Hispanic	Total	Hispanic	Total	Hispanic
White:	9	0	0	0	9	0	0	0
Black/African American:	5	0	0	0	5	0	0	0
Asian:	0	0	0	0	0	0	0	0
American Indian/Alaskan Native:	0	0	0	0	0	0	0	0
Native Hawaiian/Other Pacific Islander:	0	0	0	0	0	0	0	0
American Indian/Alaskan Native & White:	0	0	0	0	0	0	0	0
Asian White:	0	0	0	0	0	0	0	0
Black/African American & White:	0	0	0	0	0	0	0	0
American Indian/Alaskan Native & Black/African American:	0	0	0	0	0	0	0	0
Other multi-racial:	3	0	0	0	3	0	0	0
Asian/Pacific Islander:	0	0	0	0	0	0	0	0
Hispanic:	0	0	0	0	0	0	0	0



U.S. Department of Housing and Urban Development
 Office of Community Planning and Development
 Integrated Disbursement and Information System
 CDBG Activity Summary Report (GPR) for Program Year 2022
 PHOENIX

Date: 08-Nov-2023
 Time: 12:51
 Page: 234

Total:									
	17	0	0	0	17	0	0	0	0
Female-headed Households:	16		0		16				
<i>Income Category:</i>									
	Owner	Renter	Total	Person					
Extremely Low	5	0	5	0					
Low Mod	6	0	6	0					
Moderate	6	0	6	0					
Non Low Moderate	0	0	0	0					
Total	17	0	17	0					
Percent Low/Mod	100.0%		100.0%						

Annual Accomplishments

Years	Accomplishment Narrative	# Benefiting
2021	17 rehabilitation projects have been completed. One of the projects completed was of a home built in 1946 and located in the Hyde Park subdivision of Phoenix. The rehabilitation included general construction, including health and safety improvements, as well as exterior improvements designed to allow for maintaining compliance with the city's Neighborhood Preservation Ordinance requirements. The rehabilitation also included improvements, repairs or replacement in the areas of lead-based paint remediation, plumbing, ADA modifications, electrical, roofing, HVAC, insulation, appliances, carpentry (including a laundry enclosure), fencing, and drywall/surface repair	
2022	All services provided and beneficiary data received was for PY2021-22, which was reported in PY2021 CAPER. No services were provided, or beneficiary data received for PY2022-23. The final draw for this activity occurred in PY2022-23 using prior year funding.	



U.S. Department of Housing and Urban Development
 Office of Community Planning and Development
 Integrated Disbursement and Information System
 CDBG Activity Summary Report (GPR) for Program Year 2022
 PHOENIX

Date: 08-Nov-2023
 Time: 12:51
 Page: 235

PGM Year: 2021
Project: 0037 - CDBG Homeless Street Outreach (Navigators - Human Services Dept.)
IDIS Activity: 4684 - HSD CDBG Homeless Street Outreach (Navigators)
Status: Completed 2/6/2023 12:00:00 AM
Location: 200 W Washington St Phoenix, AZ 85003-1611
Objective: Create suitable living environments
Outcome: Availability/accessibility
Matrix Code: Other Public Services Not Listed in 05A-05Y, 03T (05Z)
National Objective: LMC

Activity to prevent, prepare for, and respond to Coronavirus: Yes

Initial Funding Date: 04/29/2022

Description:

CDBG will fund 2 full time navigators who will locate, identify, and engage persons experiencing homelessness in prioritized locations in Phoenix.

Financing

	Fund Type	Grant Year	Grant	Funded Amount	Drawn In Program Year	Drawn Thru Program Year
CDBG	EN	2021	B21MC040502	\$325,000.00	\$0.00	\$325,000.00
Total	Total			\$325,000.00	\$0.00	\$325,000.00

Proposed Accomplishments

People (General) : 1,500

Actual Accomplishments

Number assisted:

	Owner		Renter		Total		Person	
	Total	Hispanic	Total	Hispanic	Total	Hispanic	Total	Hispanic
White:	0	0	0	0	0	0	10,111	3,875
Black/African American:	0	0	0	0	0	0	3,225	0
Asian:	0	0	0	0	0	0	53	0
American Indian/Alaskan Native:	0	0	0	0	0	0	909	0
Native Hawaiian/Other Pacific Islander:	0	0	0	0	0	0	86	0
American Indian/Alaskan Native & White:	0	0	0	0	0	0	0	0
Asian White:	0	0	0	0	0	0	0	0
Black/African American & White:	0	0	0	0	0	0	0	0
American Indian/Alaskan Native & Black/African American:	0	0	0	0	0	0	0	0
Other multi-racial:	0	0	0	0	0	0	331	0
Asian/Pacific Islander:	0	0	0	0	0	0	0	0
Hispanic:	0	0	0	0	0	0	0	0
Total:	0	0	0	0	0	0	14,715	3,875

PR03 - PHOENIX

Page: 235 of 408



U.S. Department of Housing and Urban Development
 Office of Community Planning and Development
 Integrated Disbursement and Information System
 CDBG Activity Summary Report (GPR) for Program Year 2022
 PHOENIX

Date: 08-Nov-2023
 Time: 12:51
 Page: 236

Female-headed Households:			0	0	0
Income Category:	Owner	Renter	Total	Person	
Extremely Low	0	0	0	14,715	
Low Mod	0	0	0	0	
Moderate	0	0	0	0	
Non Low Moderate	0	0	0	0	
Total	0	0	0	14,715	
Percent Low/Mod				100.0%	

Annual Accomplishments

Years	Accomplishment Narrative	# Benefiting
2021	<p>Since July 1st, 2021, the Phoenix Outreach program has served a total of 4,085 unduplicated individuals. Of the 4,085 individuals contacted, 23% of those were engaged totaling 936 individuals. Of the 936 individuals engaged, 95% of those were enrolled totaling 885 individuals enrolled.</p> <p>Since July 1st, 2021, there have been a total 538 positive exits have been established with clients receiving services from the Phoenix Outreach Team. 98 were exited to Permanent housing, 269 to temporary housing or shelter, and 171 to health facilities like Detox or psychiatric facilities. With the grant year ending 15% of the total exits were to a positive destination which is 50% of the annual goal.</p> <p>Since July 1st, 2021, The Phoenix Outreach Team provided a total of 30,930 services during the 21-22 Fiscal Year.</p> <p>The Phoenix Outreach Team continues to focus on timely and efficient response to the concerns of residents and members of communities throughout the City of Phoenix through Phoenix C.A.R.E.S. Through the 21-22 Fiscal year the Phoenix Outreach program completed 8,312 outreaches and 99% of those outreaches were completed within 72 hours.</p>	



U.S. Department of Housing and Urban Development
 Office of Community Planning and Development
 Integrated Disbursement and Information System
 CDBG Activity Summary Report (GPR) for Program Year 2022
 PHOENIX

Date: 08-Nov-2023
 Time: 12:51
 Page: 237

PGM Year: 2021
Project: 0028 - CDBG Public Services Request for Proposal
IDIS Activity: 4685 - Valley of the Sun YMCA Youth PS
Status: Completed 8/15/2023 1:47:37 PM
Location: 350 N 1st Ave Phoenix, AZ 85003-1513
Objective: Create suitable living environments
Outcome: Availability/accessibility
Matrix Code: Youth Services (05D) **National Objective:** LMC

Activity to prevent, prepare for, and respond to Coronavirus: No

Initial Funding Date: 04/29/2022

Description:

The Valley of the Sun YMCA will use the Community Development Block Grant to fund childcare, preschool, afterschool, and meal program staff salaries in addition to expenses for operating programs at four Phoenix YMCA branches. Funding will also provide professional services including specialty contracted STEM teachers through Mad Science, rent and occupancy for four branches, and financial assistance to low-income children who may otherwise not have access to high-quality youth programs. Program staff for childcare facilitate curricula that includes health and wellness, academic support, STEM education, leadership development, service learning, arts, and global learning. A minimum of one hour of moderate to vigorous activity is incorporated each day, screen time is limited, and healthy eating resources are provided to encourage healthy habits at home. Best-practices are implemented from the national YMCA framework, Creative Curriculum and First Things First standards are used to ensure optimal quality. Each week offers a fun and creative theme, which is woven into daily activities. These include art, expressive play, field trips, group games, sports, and swimming. Fun and engaging STEM learning projects are incorporated twice per week to encourage children's interest in STEM and boost academic performance. Out "Y" Readers Program promotes the ongoing development of literacy and reading skills after school and throughout the summer in our day camps.

Financing

	Fund Type	Grant Year	Grant	Funded Amount	Drawn In Program Year	Drawn Thru Program Year
CDBG	EN	2020	B20MC040502	\$30,000.00	\$1,341.06	\$30,000.00
Total	Total			\$30,000.00	\$1,341.06	\$30,000.00

Proposed Accomplishments

People (General) : 1,000

Actual Accomplishments

Number assisted:

	Owner		Renter		Total		Person	
	Total	Hispanic	Total	Hispanic	Total	Hispanic	Total	Hispanic
White:	0	0	0	0	0	0	176	89
Black/African American:	0	0	0	0	0	0	92	0
Asian:	0	0	0	0	0	0	0	0
American Indian/Alaskan Native:	0	0	0	0	0	0	2	0
Native Hawaiian/Other Pacific Islander:	0	0	0	0	0	0	3	0
American Indian/Alaskan Native & White:	0	0	0	0	0	0	0	0

PR03 - PHOENIX

Page: 237 of 408



U.S. Department of Housing and Urban Development
 Office of Community Planning and Development
 Integrated Disbursement and Information System
 CDBG Activity Summary Report (GPR) for Program Year 2022
 PHOENIX

Date: 08-Nov-2023
 Time: 12:51
 Page: 238

Asian White:	0	0	0	0	0	0	1	0
Black/African American & White:	0	0	0	0	0	0	5	0
American Indian/Alaskan Native & Black/African American:	0	0	0	0	0	0	1	0
Other multi-racial:	0	0	0	0	0	0	38	0
Asian/Pacific Islander:	0	0	0	0	0	0	0	0
Hispanic:	0	0	0	0	0	0	0	0
Total:	0	0	0	0	0	0	318	89

Female-headed Households: 0 0 0

Income Category:	Owner	Renter	Total	Person
Extremely Low	0	0	0	30
Low Mod	0	0	0	84
Moderate	0	0	0	98
Non Low Moderate	0	0	0	106
Total	0	0	0	318
Percent Low/Mod				66.7%

Annual Accomplishments

Years	Accomplishment Narrative	# Benefitting
2021	<p>CDBG funds were used to provides services to 1,499 low and moderate income City of Phoenix children who participated in childcare increased their access to educational enrichment programs and support for social emotional learning. Valley of the Sun YMCA provided educational enrichment programs daily utilizing a rich curriculum, which aligns with Arizona Early Learning standards, to provide a solid academic foundation, including hands-on STEAM activities.</p> <p>100% of the 1,499 low- and moderate- income City of Phoenix children who participated increased their food security. Valley of the Sun YMCA provided breakfast, lunch, and snack to every child in a childcare, afterschool, or day camp program.</p> <p>In 2021-2022, the Valley of the Sun YMCA association served 7,224 children with 309,450 meals and snacks. Many of these children would have experienced food insecurity during the COVID-19 pandemic without YMCA programs.</p>	
2022	Final drawn Completed - No Accomplishments to report.	



U.S. Department of Housing and Urban Development
 Office of Community Planning and Development
 Integrated Disbursement and Information System
 CDBG Activity Summary Report (GPR) for Program Year 2022
 PHOENIX

Date: 08-Nov-2023
 Time: 12:51
 Page: 239

PGM Year: 2021
Project: 0003 - CDBG Neighborhood Enhancement and Infrastructure Program
IDIS Activity: 4692 - Eastlake Park Community Streetscape Art
Status: Open
Location: 1549 E Jefferson St Phoenix, AZ 85034-2333
Objective: Create suitable living environments
Outcome: Availability/accessibility
Matrix Code: Other Public Improvements Not Listed in 03A-03S (03Z)
National Objective: LMA

Activity to prevent, prepare for, and respond to Coronavirus: No

Initial Funding Date: 06/13/2022

Description:

The City of Phoenix will utilize Community Development Block Grant funds for the artistic design and construction of the Eastlake Park Community Streetscape Arts project. The Eastlake Park Community Streetscape Arts Project, located at 16th Street and Washington Street and 16th Street and Jefferson Street, will enhance the aesthetic of the public space by creating streetscape gateway art pieces to celebrate the cultural heritage of the Eastlake Park community.

Financing

	Fund Type	Grant Year	Grant	Funded Amount	Drawn In Program Year	Drawn Thru Program Year
CDBG	EN	2015	B15MC040502	\$7,668.00	\$168.00	\$7,668.00
		2018	B18MC040502	\$242,332.00	\$20,247.46	\$20,247.46
Total	Total			\$250,000.00	\$20,415.46	\$27,915.46

Proposed Accomplishments

Public Facilities : 2
 Total Population in Service Area: 1,605
 Census Tract Percent Low / Mod: 65.73

Annual Accomplishments

Years	Accomplishment Narrative	# Benefiting
2021	During PY2021, City procured an artist to design streetscape gateway art pieces to celebrate the cultural heritage of the Eastlake Park neighborhood. After six months of design, the Eastlake Park Neighborhood Association's design committee voted to approve the artist's working design, entitled "Elevated." Construction is anticipated for PY2022.	
2022	During this program year, staff completed the environmental assessment, pending AUGF.	



U.S. Department of Housing and Urban Development
 Office of Community Planning and Development
 Integrated Disbursement and Information System
 CDBG Activity Summary Report (GPR) for Program Year 2022
 PHOENIX

Date: 08-Nov-2023
 Time: 12:51
 Page: 240

PGM Year:	2021		
Project:	0028 - CDBG Public Services Request for Proposal		
IDIS Activity:	4693 - Desert Mission Lincoln Learning Center CDBG PS		
Status:	Completed 11/2/2023 5:28:54 PM	Objective:	Create suitable living environments
Location:	9225 N 3rd St Suite 200 Phoenix, AZ 85020-2439	Outcome:	Availability/accessibility
		Matrix Code:	Youth Services (05D)
		National Objective:	LMC

Activity to prevent, prepare for, and respond to Coronavirus: No

Initial Funding Date: 06/14/2022

Description:

HonorHealth Desert Mission Lincoln Learning Center will use the Community Development Block Grant funding to support its after-school and summer programs for low-and moderate-income youth in Phoenix.

The programs support healthy lifestyles, develop life skills, promote social skills, help children enter kindergarten ready to succeed, and maintain academic progress over the summer months.

The after-school program is a 36-week youth program that operates throughout the school year from 2 pm to 6:30 pm.

Designed to provide safe, constructive environments for age-appropriate after school care.

The youth summer program is a 10-week youth program that operates 12 hours a day, five days a week, and is designed to support the social and academic development of children ages 6-13. CDBG funds will be used exclusively for 15 additional children of low- and moderate income Phoenix residents and will fund 1) new hybrid field trips (\$4,500); 2) a new music program that will span across both programs for low- and moderate-income children (\$7,000); 3) instructor hours for after-school tutoring (\$8,500); 4) two computers stations for tutoring(\$5,000); 5) two large screen TVs for virtual field trips (\$1,000).

Financing

	Fund Type	Grant Year	Grant	Funded Amount	Drawn In Program Year	Drawn Thru Program Year
CDBG	EN	2021	B21MC040502	\$26,000.00	\$26,000.00	\$26,000.00
Total	Total			\$26,000.00	\$26,000.00	\$26,000.00

Proposed Accomplishments

People (General) : 15

Actual Accomplishments

Number assisted:

	Owner		Renter		Total		Person	
	Total	Hispanic	Total	Hispanic	Total	Hispanic	Total	Hispanic
White:	0	0	0	0	0	0	37	14
Black/African American:	0	0	0	0	0	0	6	2
Asian:	0	0	0	0	0	0	3	0
American Indian/Alaskan Native:	0	0	0	0	0	0	0	0
Native Hawaiian/Other Pacific Islander:	0	0	0	0	0	0	2	2
American Indian/Alaskan Native & White:	0	0	0	0	0	0	0	0
Asian White:	0	0	0	0	0	0	1	0

PR03 - PHOENIX

Page: 240 of 408



U.S. Department of Housing and Urban Development
 Office of Community Planning and Development
 Integrated Disbursement and Information System
 CDBG Activity Summary Report (GPR) for Program Year 2022
 PHOENIX

Date: 08-Nov-2023
 Time: 12:51
 Page: 241

Black/African American & White:	0	0	0	0	0	0	3	0
American Indian/Alaskan Native & Black/African American:	0	0	0	0	0	0	0	0
Other multi-racial:	0	0	0	0	0	0	0	0
Asian/Pacific Islander:	0	0	0	0	0	0	0	0
Hispanic:	0	0	0	0	0	0	0	0
Total:	0	0	0	0	0	0	52	18

Female-headed Households:

0	0	0
---	---	---

Income Category:

	Owner	Renter	Total	Person
Extremely Low	0	0	0	0
Low Mod	0	0	0	10
Moderate	0	0	0	41
Non Low Moderate	0	0	0	1
Total	0	0	0	52
Percent Low/Mod				98.1%

Annual Accomplishments

Years	Accomplishment Narrative	# Benefiting
2021	Desert Mission Lincoln Learning Center assisted 52 children with after school and summer programming. The after school program consisted of help with homework in math and reading during school breaks. We were also able to provide enrichment and recreational activities to the children during the school breaks that included water days, movie days on Wednesday and field trips.	
2022	All services provided and beneficiary data received was for PY2021-22, which was reported in the PY2021 CAPER. No services were provided or beneficiary data received for PY2022-23. The final draw occurred in PY2022-23 using prior year funding.	



U.S. Department of Housing and Urban Development
 Office of Community Planning and Development
 Integrated Disbursement and Information System
 CDBG Activity Summary Report (GPR) for Program Year 2022
 PHOENIX

Date: 08-Nov-2023
 Time: 12:51
 Page: 242

PGM Year: 2021
Project: 0028 - CDBG Public Services Request for Proposal
IDIS Activity: 4694 - Mo-Energiee Youth Foundation CDBG PS
Status: Completed 11/2/2023 1:59:54 PM
Location: PO Box 90061 Phoenix, AZ 85066-0061
Objective: Create suitable living environments
Outcome: Availability/accessibility
Matrix Code: Youth Services (05D) **National Objective:** LMC

Activity to prevent, prepare for, and respond to Coronavirus: No

Initial Funding Date: 06/14/2022

Description:

Mo-Energiee Youth Foundation will use the Community Development Block Grant for staffing a Youth Services Specialist to expand current services to provide services up to 200 additional youth. The core services provided are positive youth sports experiences, safe playing equipment and environments, orientation and professional development opportunities for program participants, and age-appropriate life skills for youth ages 10 through 18. The mission of Mo-Energiee Youth Foundation is to ensure that young people are "Educated and Empowered" by providing access to the tools, experiences and teachings that will enable them to prepare for life, make the most of their education, encourage reason and kindness and help develop in everyone a spirit of optimism that encourages character and responsibility. This will inspire all learners to succeed, with the goal of providing physical education. This will help to develop physically literate individuals who have the knowledge, skills, and confidence to enjoy a lifetime of healthful physical activity. Exercise is vital for the growth, development, and health of every child. Mo-Energiee Sports Camps Clinics hopes to address some of these community needs by offering free sports clinics. Participation in youth sports provides children with an opportunity to gain many valuable life skills and develop an appreciation for physical fitness, all of which can lead to a lifetime of healthy activity. Organized sports programs are designed and administered to ensure a safe, positive, and fun environment for everyone.

Financing

	Fund Type	Grant Year	Grant	Funded Amount	Drawn In Program Year	Drawn Thru Program Year
CDBG	EN	2021	B21MC040502	\$29,284.91	\$5,571.24	\$29,284.91
Total	Total			\$29,284.91	\$5,571.24	\$29,284.91

Proposed Accomplishments

People (General) : 200

Actual Accomplishments

Number assisted:

	Owner		Renter		Total		Person	
	Total	Hispanic	Total	Hispanic	Total	Hispanic	Total	Hispanic
White:	0	0	0	0	0	0	91	85
Black/African American:	0	0	0	0	0	0	124	5
Asian:	0	0	0	0	0	0	5	0
American Indian/Alaskan Native:	0	0	0	0	0	0	15	15
Native Hawaiian/Other Pacific Islander:	0	0	0	0	0	0	3	0

PR03 - PHOENIX

Page: 242 of 408



U.S. Department of Housing and Urban Development
 Office of Community Planning and Development
 Integrated Disbursement and Information System
 CDBG Activity Summary Report (GPR) for Program Year 2022
 PHOENIX

Date: 08-Nov-2023
 Time: 12:51
 Page: 243

American Indian/Alaskan Native & White:	0	0	0	0	0	0	6	0
Asian White:	0	0	0	0	0	0	7	0
Black/African American & White:	0	0	0	0	0	0	86	0
American Indian/Alaskan Native & Black/African American:	0	0	0	0	0	0	0	0
Other multi-racial:	0	0	0	0	0	0	0	0
Asian/Pacific Islander:	0	0	0	0	0	0	0	0
Hispanic:	0	0	0	0	0	0	0	0
Total:	0	0	0	0	0	0	337	105

Female-headed Households: 0 0 0

Income Category:	Owner	Renter	Total	Person
Extremely Low	0	0	0	82
Low Mod	0	0	0	103
Moderate	0	0	0	152
Non Low Moderate	0	0	0	0
Total	0	0	0	337
Percent Low/Mod				100.0%

Annual Accomplishments

Years	Accomplishment Narrative	# Benefiting
2021	Mo-Energiee Youth Foundation's initial physical assessment consisted of timed physical activities by stop watch or peer counting. These activities were Sit Ups, Push Ups, Chin Ups, Short and Long Shuttle Runs, Jump Rope, 40 and 100 yard dashes, Hula Hoop and Planks. More than 200 youth participated in the program and completed the Pre, Mid and Post tests. The program consists of a minimum 4 sessions per week; most participants were in attendance 4-6 times per week. The Post Test results demonstrated marked improvement in their Physical Activity; most times/scores were improved by 80%. In addition to the improvement of physical measures, mental health benefits were addressed. A life skills workbook was also implemented. This workbook included skill development in coping with stress, time management, nutrition, self esteem/self awareness and creative thinking. On the final field day, over 150 kids celebrated their participation. Throughout the program, positive feedback was given by parents and teachers. Ultimately, participants demonstrated improved behavior, character, citizenship, grades and attendance. MoEnergiee's mission is educating and empowering our underserved youth with focus on developing well-rounded individuals. MoEnergiee's formula includes physical activities that fuel determination, endurance, focus and equanimity, as well as mental health skill development.	
2022	All services provided and beneficiary data received was for PY2021-22, which was reported in the PY2021 CAPER. No services were provided or beneficiary data received for PY2022-23. The final draw occurred in PY2022-23 using prior year funding.	



U.S. Department of Housing and Urban Development
 Office of Community Planning and Development
 Integrated Disbursement and Information System
 CDBG Activity Summary Report (GPR) for Program Year 2022
 PHOENIX

Date: 08-Nov-2023
 Time: 12:51
 Page: 244

PGM Year: 2020
Project: 0053 - CDBG Strategic Acquisition
IDIS Activity: 4695 - CDBG Strategic Acquisition - 5th Avenue/ Van Buren Demolition
Status: Completed 8/7/2023 12:00:00 AM
Location: 314 N 5th Ave Phoenix, AZ 85003-1508
Objective: Provide decent affordable housing
Outcome: Availability/accessibility
Matrix Code: Clearance and Demolition (04) **National Objective:** LMH

Activity to prevent, prepare for, and respond to Coronavirus: Yes

Initial Funding Date: 06/27/2022

Description:

318 N.
 5th Avenue, Phoenix, AZ 85003.
 The lots will be strategic acquisition for properties in a target area and intended for infill development; this IDIS ID is for the demolition activity for this project.
 The city plans to use the lots for the construction of permanent, affordable mixed-use housing, to increase the availability of housing for residents with low-to-moderate incomes in Phoenix, AZ.

Financing

	Fund Type	Grant Year	Grant	Funded Amount	Drawn In Program Year	Drawn Thru Program Year
CDBG	EN	2015	B15MC040502	\$48,525.43	\$588.00	\$48,525.43
Total	Total			\$48,525.43	\$588.00	\$48,525.43

Proposed Accomplishments

Actual Accomplishments

Number assisted:

	Owner		Renter		Total		Person	
	Total	Hispanic	Total	Hispanic	Total	Hispanic	Total	Hispanic
White:	0	0	0	0	0	0	0	0
Black/African American:	0	0	0	0	0	0	0	0
Asian:	0	0	0	0	0	0	0	0
American Indian/Alaskan Native:	0	0	0	0	0	0	0	0
Native Hawaiian/Other Pacific Islander:	0	0	0	0	0	0	0	0
American Indian/Alaskan Native & White:	0	0	0	0	0	0	0	0
Asian White:	0	0	0	0	0	0	0	0
Black/African American & White:	0	0	0	0	0	0	0	0
American Indian/Alaskan Native & Black/African American:	0	0	0	0	0	0	0	0
Other multi-racial:	0	0	0	0	0	0	0	0
Asian/Pacific Islander:	0	0	0	0	0	0	0	0



U.S. Department of Housing and Urban Development
 Office of Community Planning and Development
 Integrated Disbursement and Information System
 CDBG Activity Summary Report (GPR) for Program Year 2022
 PHOENIX

Date: 08-Nov-2023
 Time: 12:51
 Page: 245

Hispanic:	0	0	0	0	0	0	0	0
Total:	0	0	0	0	0	0	0	0
Female-headed Households:	0	0	0	0	0	0	0	0
<i>Income Category:</i>								
	Owner	Renter	Total	Person				
Extremely Low	0	0	0	0				
Low Mod	0	0	0	0				
Moderate	0	0	0	0				
Non Low Moderate	0	0	0	0				
Total	0	0	0	0				
Percent Low/Mod								

Annual Accomplishments

Years	Accomplishment Narrative	# Benefiting
2021	The subject property is located in an Opportunity Zone and was purchased in June 8, 2021 for \$1.12 million dollars. The property was then demolished in April 2022. The property is now ready for development of affordable housing in conjunction with our Housing Department.	
2022	The final draw for this activity has been completed.	



U.S. Department of Housing and Urban Development
 Office of Community Planning and Development
 Integrated Disbursement and Information System
 CDBG Activity Summary Report (GPR) for Program Year 2022
 PHOENIX

Date: 08-Nov-2023
 Time: 12:51
 Page: 246

PGM Year: 2020
Project: 0011 - CV-CDBG Admin, Planning and Coordination
IDIS Activity: 4696 - CDBG-CV Program Admin

Status: Open
Location: ,
Objective:
Outcome:
Matrix Code: General Program Administration (21A) **National Objective:**

Activity to prevent, prepare for, and respond to Coronavirus: Yes

Initial Funding Date: 07/26/2022

Description:
 CDBG-CV Program Admin.

Financing

	Fund Type	Grant Year	Grant	Funded Amount	Drawn In Program Year	Drawn Thru Program Year
CDBG	EN	2020	B20MW040502	\$820,880.00	\$445,003.75	\$445,003.75
Total	Total			\$820,880.00	\$445,003.75	\$445,003.75

Proposed Accomplishments

Actual Accomplishments

Number assisted:	Owner		Renter		Total		Person	
	Total	Hispanic	Total	Hispanic	Total	Hispanic	Total	Hispanic
White:					0	0		
Black/African American:					0	0		
Asian:					0	0		
American Indian/Alaskan Native:					0	0		
Native Hawaiian/Other Pacific Islander:					0	0		
American Indian/Alaskan Native & White:					0	0		
Asian White:					0	0		
Black/African American & White:					0	0		
American Indian/Alaskan Native & Black/African American:					0	0		
Other multi-racial:					0	0		
Asian/Pacific Islander:					0	0		
Hispanic:					0	0		
Total:	0	0	0	0	0	0	0	0
Female-headed Households:					0			

PR03 - PHOENIX

Page: 246 of 408



U.S. Department of Housing and Urban Development
Office of Community Planning and Development
Integrated Disbursement and Information System
CDBG Activity Summary Report (GPR) for Program Year 2022
PHOENIX

Date: 08-Nov-2023
Time: 12:51
Page: 247

Income Category:

	Owner	Renter	Total	Person
Extremely Low			0	
Low Mod			0	
Moderate			0	
Non Low Moderate			0	
Total	0	0	0	0
Percent Low/Mod				

Annual Accomplishments

No data returned for this view. This might be because the applied filter excludes all data.



U.S. Department of Housing and Urban Development
 Office of Community Planning and Development
 Integrated Disbursement and Information System
 CDBG Activity Summary Report (GPR) for Program Year 2022
 PHOENIX

Date: 08-Nov-2023
 Time: 12:51
 Page: 248

PGM Year: 2020
Project: 0054 - CDBG-CV Digital Divide
IDIS Activity: 4697 - CDBG-CV Cares Act - HOUSING (Digital Divide)
Status: Open
Location: 200 W Washington St Phoenix, AZ 85003-1611
Objective: Create suitable living environments
Outcome: Availability/accessibility
Matrix Code: Other Public Services Not Listed in 05A-05Y, 03T (05Z)
National Objective: LMC

Activity to prevent, prepare for, and respond to Coronavirus: Yes

Initial Funding Date: 07/27/2022

Description:

The Public Housing Tablet and Data program is a program administered within the City Housing Department. The City Housing Department both administers the program and provides the supportive services. The Public Housing Tablet and Data program is designed to identify and reducing barriers relative to the digital as a result of the impact of the COVID-19 pandemic on those residing in public housing. The Public Housing Tablet and Data program provides tablets and data services to residents so they can access medical, mental health, and education services within the community. The Public Housing Tablet and Data program caseworkers conduct the initial intake and assessments, develop an individual case plan for the client and works with the clients and their families to achieve these goals. The caseworker may provide intensive, long-term case management strategies, educational and life skills training, and job orientation and placement assistance to accomplish their goals.

Financing

	Fund Type	Grant Year	Grant	Funded Amount	Drawn In Program Year	Drawn Thru Program Year
CDBG	EN	2020	B20MW040502	\$1,500,000.00	\$1,495,118.84	\$1,495,118.84
Total	Total			\$1,500,000.00	\$1,495,118.84	\$1,495,118.84

Proposed Accomplishments

People (General) : 100

Actual Accomplishments

Number assisted:

	Owner		Renter		Total		Person	
	Total	Hispanic	Total	Hispanic	Total	Hispanic	Total	Hispanic
White:	0	0	0	0	0	0	613	422
Black/African American:	0	0	0	0	0	0	320	0
Asian:	0	0	0	0	0	0	37	0
American Indian/Alaskan Native:	0	0	0	0	0	0	11	0
Native Hawaiian/Other Pacific Islander:	0	0	0	0	0	0	0	0
American Indian/Alaskan Native & White:	0	0	0	0	0	0	0	0
Asian White:	0	0	0	0	0	0	0	0
Black/African American & White:	0	0	0	0	0	0	4	0

PR03 - PHOENIX

Page: 248 of 408



U.S. Department of Housing and Urban Development
 Office of Community Planning and Development
 Integrated Disbursement and Information System
 CDBG Activity Summary Report (GPR) for Program Year 2022
 PHOENIX

Date: 08-Nov-2023
 Time: 12:51
 Page: 249

American Indian/Alaskan Native & Black/African American:	0	0	0	0	0	0	0	0
Other multi-racial:	0	0	0	0	0	0	79	0
Asian/Pacific Islander:	0	0	0	0	0	0	0	0
Hispanic:	0	0	0	0	0	0	0	0
Total:	0	0	0	0	0	0	1,064	422

Female-headed Households: 0 0 0

Income Category:	Owner	Renter	Total	Person
Extremely Low	0	0	0	191
Low Mod	0	0	0	566
Moderate	0	0	0	307
Non Low Moderate	0	0	0	0
Total	0	0	0	1,064
Percent Low/Mod				100.0%

Annual Accomplishments

Years	Accomplishment Narrative	# Benefiting
2022	<p>The Public Housing Tablet and Data program is a program administered within the City Housing Department. The City Housing Department both administers the program and provides the supportive services. The Public Housing Tablet and Data program is designed to identify and reducing barriers relative to the digital as a result of the impact of the COVID-19 pandemic on those residing in public housing. The Public Housing Tablet and Data program provides tablets and data services to residents so they can access medical, mental health, and education services within the community. The Public Housing Tablet and Data program caseworkers conduct the initial intake and assessments, develop an individual case plan for the client and works with the clients and their families to achieve these goals. The caseworker may provide intensive, long-term case management strategies, educational and life skills training, and job orientation and placement assistance to accomplish their goals.</p> <p>During the contract year, 1064 participants received tablets and data.</p>	



U.S. Department of Housing and Urban Development
 Office of Community Planning and Development
 Integrated Disbursement and Information System
 CDBG Activity Summary Report (GPR) for Program Year 2022
 PHOENIX

Date: 08-Nov-2023
 Time: 12:51
 Page: 250

PGM Year: 2021
Project: 0003 - CDBG Neighborhood Enhancement and Infrastructure Program
IDIS Activity: 4699 - Safe Route to School (SRTS) Sunland Avenue: 16th Drive to 15th Avenue
Status: Open
Location: 5440 S 15th Ave Phoenix, AZ 85041-3936
Objective: Create suitable living environments
Outcome: Availability/accessibility
Matrix Code: Other Public Improvements Not Listed in 03A-03S (03Z)
National Objective: LMA

Activity to prevent, prepare for, and respond to Coronavirus: No

Initial Funding Date: 08/19/2022

Description:

Public improvement to Build the south side of the roadway, one travel lane, including curb, gutter, sidewalk and street lighting for 650 feet. The new street and connection into 15th Avenue will be designed to avoid the major utility pole at 15th Avenue Sunland, and other utility relocations as much as possible. This project lies within existing City of Phoenix right of way; therefore, no right of way will be required. Trees, fencing, and vegetation will need to be removed as they are in the new street alignment.

Financing

	Fund Type	Grant Year	Grant	Funded Amount	Drawn In Program Year	Drawn Thru Program Year
CDBG	EN	2015	B15MC040502	\$34,589.87	\$865.75	\$34,589.87
Total	Total			\$34,589.87	\$865.75	\$34,589.87

Proposed Accomplishments

Public Facilities : 1
 Total Population in Service Area: 6,760
 Census Tract Percent Low / Mod: 76.18

Annual Accomplishments

Years	Accomplishment Narrative	# Benefiting
2021	During PY2021, the city completed the environmental review and worked on the engineering documents for the improvements. Bidding and construction are anticipated for PY2022.	
2022	This is a canceled project. The costs incurred from this project will be absorbed by the Mgt Svcs CDBG Planning cost center.	



U.S. Department of Housing and Urban Development
 Office of Community Planning and Development
 Integrated Disbursement and Information System
 CDBG Activity Summary Report (GPR) for Program Year 2022
 PHOENIX

Date: 08-Nov-2023
 Time: 12:51
 Page: 251

PGM Year: 2021
Project: 0028 - CDBG Public Services Request for Proposal
IDIS Activity: 4701 - Ekklesia Christian Church
Status: Completed 2/8/2023 12:00:00 AM
Location: 3422 W Wilshire Dr Ste 20 Suite 20 Phoenix, AZ 85009-1457
Objective: Create suitable living environments
Outcome: Availability/accessibility
Matrix Code: Youth Services (05D)
National Objective: LMC

Activity to prevent, prepare for, and respond to Coronavirus: No

Initial Funding Date: 08/12/2022

Description:

Program funding will be utilized to expand services to serve 200 additional low-and moderate-income youth in the community ages 8 to 18 as well as provide resources to support academic regression, social emotional learning, and enrichment activities such as reading and interactive games, arts and crafts, science kits, life skill classes and community engagement activities. The Youth BAM program will provide low- and moderate-income youth with educational programming and activities that extend beyond their regular school day to include afterschool and evening. Ekklesia will provide enrichment programming designed to address low- and moderate-income youth needs in many areas such as academics, cultural, social, emotional, and recreation.

Financing

	Fund Type	Grant Year	Grant	Funded Amount	Drawn In Program Year	Drawn Thru Program Year
CDBG	EN	2021	B21MC040502	\$8,513.41	\$8,513.41	\$8,513.41
Total	Total			\$8,513.41	\$8,513.41	\$8,513.41

Proposed Accomplishments

People (General) : 200

Actual Accomplishments

Number assisted:

	Owner		Renter		Total		Person	
	Total	Hispanic	Total	Hispanic	Total	Hispanic	Total	Hispanic
White:	0	0	0	0	0	0	67	12
Black/African American:	0	0	0	0	0	0	149	0
Asian:	0	0	0	0	0	0	0	0
American Indian/Alaskan Native:	0	0	0	0	0	0	0	0
Native Hawaiian/Other Pacific Islander:	0	0	0	0	0	0	0	0
American Indian/Alaskan Native & White:	0	0	0	0	0	0	0	0
Asian White:	0	0	0	0	0	0	0	0
Black/African American & White:	0	0	0	0	0	0	6	0
American Indian/Alaskan Native & Black/African American:	0	0	0	0	0	0	0	0
Other multi-racial:	0	0	0	0	0	0	29	0

PR03 - PHOENIX

Page: 251 of 408



U.S. Department of Housing and Urban Development
 Office of Community Planning and Development
 Integrated Disbursement and Information System
 CDBG Activity Summary Report (GPR) for Program Year 2022
 PHOENIX

Date: 08-Nov-2023
 Time: 12:51
 Page: 252

Asian/Pacific Islander:	0	0	0	0	0	0	0	0
Hispanic:	0	0	0	0	0	0	0	0
Total:	0	0	0	0	0	0	251	12
Female-headed Households:	0	0	0	0	0	0	0	0

Income Category:	Owner	Renter	Total	Person
Extremely Low	0	0	0	10
Low Mod	0	0	0	70
Moderate	0	0	0	171
Non Low Moderate	0	0	0	0
Total	0	0	0	251
Percent Low/Mod				100.0%

Annual Accomplishments

Years	Accomplishment Narrative	# Benefiting
2021	As the grant year closes out Ekklesia Church was able to serve 251 participants. The programs we offered were tutoring services, life skills classes and we were able to do a community serve event for Martin Luther King Day in which we told his story as an activist for civil rights. We also worked with students who were failing in math, science and history, offering these services in the evening. We wrapped up the year by having a summer camp in June that focused on how to retain knowledge over the summer while school is out. We also stressed that if their parents don't have any money to do fun activities, there are free or low cost activities. Taking advantage of the many library programs that offer free culture passes to go see a play or visit a museum or a visit a public pool.	
2022	All services and beneficiary data received was for PY2021-2022, which was reported in the PY2021 CAPER. No services were provided or beneficiary data received for PY2022-23. The final draw occurred in PY 2022-23.	



U.S. Department of Housing and Urban Development
 Office of Community Planning and Development
 Integrated Disbursement and Information System
 CDBG Activity Summary Report (GPR) for Program Year 2022
 PHOENIX

Date: 08-Nov-2023
 Time: 12:51
 Page: 253

PGM Year: 2021
Project: 0020 - CDBG Management Technical Assistance (MTA) Program (Consultants and Operations)
IDIS Activity: 4702 - MTA Consultants

Status: Completed 12/28/2022 12:00:00 AM
Location: 200 W Washington St Phoenix, AZ 85003-1611
Objective: Create economic opportunities
Outcome: Sustainability
Matrix Code: ED Technical Assistance (18B)
National Objective: LMCSV

Activity to prevent, prepare for, and respond to Coronavirus: No

Initial Funding Date: 08/23/2022

Description:

The Management Technical Assistance program provides small business owners with a free business consultant to help them with their business operations.

Financing

	Fund Type	Grant Year	Grant	Funded Amount	Drawn In Program Year	Drawn Thru Program Year
CDBG	EN	2021	B21MC040502	\$13,113.95	\$0.00	\$13,113.95
Total	Total			\$13,113.95	\$0.00	\$13,113.95

Proposed Accomplishments

Businesses : 32

Actual Accomplishments

Number assisted:

	Owner		Renter		Total		Person	
	Total	Hispanic	Total	Hispanic	Total	Hispanic	Total	Hispanic
White:	0	0	0	0	0	0	4	1
Black/African American:	0	0	0	0	0	0	1	0
Asian:	0	0	0	0	0	0	0	0
American Indian/Alaskan Native:	0	0	0	0	0	0	0	0
Native Hawaiian/Other Pacific Islander:	0	0	0	0	0	0	0	0
American Indian/Alaskan Native & White:	0	0	0	0	0	0	0	0
Asian White:	0	0	0	0	0	0	0	0
Black/African American & White:	0	0	0	0	0	0	0	0
American Indian/Alaskan Native & Black/African American:	0	0	0	0	0	0	0	0
Other multi-racial:	0	0	0	0	0	0	0	0
Asian/Pacific Islander:	0	0	0	0	0	0	0	0
Hispanic:	0	0	0	0	0	0	0	0
Total:	0	0	0	0	0	0	5	1

PR03 - PHOENIX

Page: 253 of 408



U.S. Department of Housing and Urban Development
 Office of Community Planning and Development
 Integrated Disbursement and Information System
 CDBG Activity Summary Report (GPR) for Program Year 2022
 PHOENIX

Date: 08-Nov-2023
 Time: 12:51
 Page: 254

Female-headed Households:	0	0	0	0
Income Category:				
	Owner	Renter	Total	Person
Extremely Low	0	0	0	0
Low Mod	0	0	0	0
Moderate	0	0	0	1
Non Low Moderate	0	0	0	4
Total	0	0	0	5
Percent Low/Mod				20.0%

Annual Accomplishments

Years	Accomplishment Narrative	# Benefiting
2021	There were a total of 4 businesses served during FY2021-22.	
2022	CDBG funds are used for the Management Technical Assistance (MTA) Program, providing free consulting services to small business owners. The Management Technical Assistance program will provide general technical business assistance to for-profit businesses through a one-on-one and/or workshop format. Operations costs are estimated at \$120,000 with consultant costs estimated at \$130,000 for a total of \$250,000. The following is a summary of activities that were accomplished in Q1 (July 1st-September 30th) of Fiscal Year 2022-23. MTA program staff assisted 2 small for-profit businesses through subcontractors.	



U.S. Department of Housing and Urban Development
 Office of Community Planning and Development
 Integrated Disbursement and Information System
 CDBG Activity Summary Report (GPR) for Program Year 2022
 PHOENIX

Date: 08-Nov-2023
 Time: 12:51
 Page: 255

PGM Year: 2021
Project: 0020 - CDBG Management Technical Assistance (MTA) Program (Consultants and Operations)
IDIS Activity: 4703 - MTA Operations
Status: Completed 1/4/2023 12:00:00 AM
Location: 200 W Washington St Phoenix, AZ 85003-1611
Objective: Create economic opportunities
Outcome: Sustainability
Matrix Code: ED Technical Assistance (18B)
National Objective: LMCSV

Activity to prevent, prepare for, and respond to Coronavirus: No

Initial Funding Date: 08/23/2022

Description:

The Management Technical Assistance program provides small business owners with a free business consultant to help them with their business operations. This activity is for the operational activities.

Financing

	Fund Type	Grant Year	Grant	Funded Amount	Drawn In Program Year	Drawn Thru Program Year
CDBG	EN	2021	B21MC040502	\$2,722.40	\$2,722.40	\$2,722.40
Total	Total			\$2,722.40	\$2,722.40	\$2,722.40

Proposed Accomplishments

Actual Accomplishments

Number assisted:

	Owner		Renter		Total		Person	
	Total	Hispanic	Total	Hispanic	Total	Hispanic	Total	Hispanic
White:	0	0	0	0	0	0	0	0
Black/African American:	0	0	0	0	0	0	0	0
Asian:	0	0	0	0	0	0	0	0
American Indian/Alaskan Native:	0	0	0	0	0	0	0	0
Native Hawaiian/Other Pacific Islander:	0	0	0	0	0	0	0	0
American Indian/Alaskan Native & White:	0	0	0	0	0	0	0	0
Asian White:	0	0	0	0	0	0	0	0
Black/African American & White:	0	0	0	0	0	0	0	0
American Indian/Alaskan Native & Black/African American:	0	0	0	0	0	0	0	0
Other multi-racial:	0	0	0	0	0	0	0	0
Asian/Pacific Islander:	0	0	0	0	0	0	0	0
Hispanic:	0	0	0	0	0	0	0	0
Total:	0	0	0	0	0	0	0	0



U.S. Department of Housing and Urban Development
 Office of Community Planning and Development
 Integrated Disbursement and Information System
 CDBG Activity Summary Report (GPR) for Program Year 2022
 PHOENIX

Date: 08-Nov-2023
 Time: 12:51
 Page: 256

Female-headed Households:			0	0	0
Income Category:	Owner	Renter	Total	Person	
Extremely Low	0	0	0	0	
Low Mod	0	0	0	0	
Moderate	0	0	0	0	
Non Low Moderate	0	0	0	0	
Total	0	0	0	0	
Percent Low/Mod					

Annual Accomplishments

Years	Accomplishment Narrative	# Benefiting
2021		
2022	Final draw. No accomplishments to report; only staff costs.	



U.S. Department of Housing and Urban Development
 Office of Community Planning and Development
 Integrated Disbursement and Information System
 CDBG Activity Summary Report (GPR) for Program Year 2022
 PHOENIX

Date: 08-Nov-2023
 Time: 12:51
 Page: 257

PGM Year: 2021
Project: 0024 - CDBG Neighborhood Commercial Rehabilitation (Staff and Projects)
IDIS Activity: 4709 - Hotel Electric

Status: Open
Location: 10402 N 19th Ave Phoenix, AZ 85021-1962
Objective: Create economic opportunities
Outcome: Availability/accessibility
Matrix Code: Rehab; Publicly or Privately-Owned Commercial/Industrial (14E) **National Objective:** LMA

Activity to prevent, prepare for, and respond to Coronavirus: No

Initial Funding Date: 08/30/2022

Description:

National Objective: 24 CFR 570.208(a)(1) LMA-LowMod Area Benefit.
 IDIS Matrix Code: Various, 14-E Rehabilitation.
 Neighborhood Commercial Rehabilitation programs provide assistance to private, for-profit entities for activities in alignment with the community's goals and objectives. This assistance may include, but is not limited to grants, loans, loan guarantees, building rehabilitation other technical assistance. Operation costs are estimated at \$370,000 and project costs are estimated at \$125,000 for a total of \$495,000. If additional funding is needed for activities tied to this project, prior year funds will be utilized

Financing

	Fund Type	Grant Year	Grant	Funded Amount	Drawn In Program Year	Drawn Thru Program Year
CDBG	EN	2015	B15MC040502	\$5,240.50	\$2,781.00	\$5,240.50
		2017	B17MC040502	\$7,679.50	\$7,679.50	\$7,679.50
		2021	B21MC040502	\$186,686.36	\$3,476.00	\$3,476.00
Total	Total			\$199,606.36	\$13,936.50	\$16,396.00

Proposed Accomplishments

Businesses : 1
 Total Population in Service Area: 2,160
 Census Tract Percent Low / Mod: 88.89

Annual Accomplishments

Years	Accomplishment Narrative	# Benefiting
2021	Hotel Electric Project has been in design phase during this Program Year 2021-2022. Hotel Electric will start construction in September 2022. Project will be completed in PY 2022-2023. This project will have job creation, and will be reported accordingly in PY23.	
2022	Hotel Electric received additional funding approved by council in the 3Q reporting period. The project is currently finalizing a construction contract. This project is estimated to be completed in FY23-24.	



U.S. Department of Housing and Urban Development
 Office of Community Planning and Development
 Integrated Disbursement and Information System
 CDBG Activity Summary Report (GPR) for Program Year 2022
 PHOENIX

Date: 08-Nov-2023
 Time: 12:51
 Page: 258

PGM Year:	2021				
Project:	0024 - CDBG Neighborhood Commercial Rehabilitation (Staff and Projects)				
IDIS Activity:	4710 - Greek Town				
Status:	Open	Objective:	Provide decent affordable housing		
Location:	8519 N 7th St Phoenix, AZ 85020-3108	Outcome:	Affordability		
		Matrix Code:	Rehab: Publicly or Privately-Owned Commercial/Industrial (14E)	National Objective:	LMA

Activity to prevent, prepare for, and respond to Coronavirus: No

Initial Funding Date: 08/30/2022

Description:

Neighborhood Commercial Rehabilitation programs provide assistance to private, for-profit entities for activities in alignment with the community's goals and objectives. This assistance may include, but is not limited to grants, loans, loan guarantees, building rehabilitation other technical assistance. Operation costs are estimated at \$370,000 and project costs are estimated at \$125,000 for a total of \$495,000. If additional funding is needed for activities tied to this project, prior year funds will be utilized

Financing

	Fund Type	Grant Year	Grant	Funded Amount	Drawn In Program Year	Drawn Thru Program Year
CDBG	EN	2015	B15MC040502	\$21,434.55	\$10,579.07	\$21,434.55
		2017	B17MC040502	\$383.00	\$383.00	\$383.00
		2021	B21MC040502	\$203,937.08	\$11,955.40	\$44,736.40
Total	Total			\$225,754.63	\$22,917.47	\$66,553.95

Proposed Accomplishments

Businesses : 1
 Total Population in Service Area: 6,335
 Census Tract Percent Low / Mod: 51.54

Annual Accomplishments

Years	Accomplishment Narrative	# Benefiting
2021	Project Greek Family Restaurant is located in a low to moderate income area. This project has been in design phase during Program Year 2021-2022. Estimated completion of this project will be in Program Year 2022-2023.	
2022	Greek Town received additional funding approved by council in the 3Q reporting period. The property is currently under construction. This project is estimated to be completed in FY23-24.	



U.S. Department of Housing and Urban Development
 Office of Community Planning and Development
 Integrated Disbursement and Information System
 CDBG Activity Summary Report (GPR) for Program Year 2022
 PHOENIX

Date: 08-Nov-2023
 Time: 12:51
 Page: 259

PGM Year: 2020
Project: 0048 - CDBG-CV3 Homeless Support
IDIS Activity: 4711 - CASS Project Haven 2

Status: Open
Location: 8152 N Black Canyon Hwy Phoenix, AZ 85051-4867
Objective: Create suitable living environments
Outcome: Availability/accessibility
Matrix Code: Homeless Facilities (not operating costs) (03C)
National Objective: LMC

Activity to prevent, prepare for, and respond to Coronavirus: Yes

Initial Funding Date: 01/30/2023

Description:

Central Arizona Shelter Services (CASS) will use the Community Development Block Grant Cares Act (CDBG-CV) funds to convert an existing motel into temporary shelter facility for individuals over age 55+ and experiencing homelessness. Project Haven II will provide up to 170 new shelter beds in an area of high need in North-West Phoenix. The shelter will include 142 units, with 12 converted into offices for case management, housing navigation, behavioral health and other supportive services. The remaining 130 units will remain as client rooms until the community reaches herd immunity for the COVID-19 pandemic, at which point up to 70 units will serve two clients each.

Financing

	Fund Type	Grant Year	Grant	Funded Amount	Drawn In Program Year	Drawn Thru Program Year
CDBG	EN	2020	B20MW040502	\$4,000,000.00	\$430,545.71	\$430,545.71
Total	Total			\$4,000,000.00	\$430,545.71	\$430,545.71

Proposed Accomplishments

Public Facilities : 1

Actual Accomplishments

Number assisted:

	Owner		Renter		Total		Person	
	Total	Hispanic	Total	Hispanic	Total	Hispanic	Total	Hispanic
White:	0	0	0	0	0	0	0	0
Black/African American:	0	0	0	0	0	0	0	0
Asian:	0	0	0	0	0	0	0	0
American Indian/Alaskan Native:	0	0	0	0	0	0	0	0
Native Hawaiian/Other Pacific Islander:	0	0	0	0	0	0	0	0
American Indian/Alaskan Native & White:	0	0	0	0	0	0	0	0
Asian White:	0	0	0	0	0	0	0	0
Black/African American & White:	0	0	0	0	0	0	0	0
American Indian/Alaskan Native & Black/African American:	0	0	0	0	0	0	0	0
Other multi-racial:	0	0	0	0	0	0	0	0



U.S. Department of Housing and Urban Development
 Office of Community Planning and Development
 Integrated Disbursement and Information System
 CDBG Activity Summary Report (GPR) for Program Year 2022
 PHOENIX

Date: 08-Nov-2023
 Time: 12:51
 Page: 260

Asian/Pacific Islander:	0	0	0	0	0	0	0	0
Hispanic:	0	0	0	0	0	0	0	0
Total:	0	0	0	0	0	0	0	0
Female-headed Households:	0		0		0			

<i>Income Category:</i>				
	Owner	Renter	Total	Person
Extremely Low	0	0	0	0
Low Mod	0	0	0	0
Moderate	0	0	0	0
Non Low Moderate	0	0	0	0
Total	0	0	0	0
Percent Low/Mod				

Annual Accomplishments

Years	Accomplishment Narrative	# Benefiting
2022	During FY22-23, the architectural design, permitting, and construction bidding were completed. The construction of the project began. Construction completion is expected in FY23-24.	



U.S. Department of Housing and Urban Development
 Office of Community Planning and Development
 Integrated Disbursement and Information System
 CDBG Activity Summary Report (GPR) for Program Year 2022
 PHOENIX

Date: 08-Nov-2023
 Time: 12:51
 Page: 261

PGM Year: 2022
Project: 0001 - CDBG Admin
IDIS Activity: 4712 - CDBG Admin

Status: Open
Location: ,
Objective:
Outcome:
Matrix Code: General Program Administration (21A) **National Objective:**

Activity to prevent, prepare for, and respond to Coronavirus: No

Initial Funding Date: 09/06/2022

Description:
 CDBG Admin.

Financing

	Fund Type	Grant Year	Grant	Funded Amount	Drawn In Program Year	Drawn Thru Program Year
CDBG	EN	2015	B15MC040502	\$185,392.08	\$185,392.08	\$185,392.08
		2022	B22MC040502	\$2,956,811.52	\$2,950,294.32	\$2,950,294.32
Total	Total			\$3,142,203.60	\$3,135,686.40	\$3,135,686.40

Proposed Accomplishments

Actual Accomplishments

Number assisted:	Owner		Renter		Total		Person	
	Total	Hispanic	Total	Hispanic	Total	Hispanic	Total	Hispanic
White:					0	0		
Black/African American:					0	0		
Asian:					0	0		
American Indian/Alaskan Native:					0	0		
Native Hawaiian/Other Pacific Islander:					0	0		
American Indian/Alaskan Native & White:					0	0		
Asian White:					0	0		
Black/African American & White:					0	0		
American Indian/Alaskan Native & Black/African American:					0	0		
Other multi-racial:					0	0		
Asian/Pacific Islander:					0	0		
Hispanic:					0	0		
Total:	0	0	0	0	0	0	0	0



U.S. Department of Housing and Urban Development
Office of Community Planning and Development
Integrated Disbursement and Information System
CDBG Activity Summary Report (GPR) for Program Year 2022
PHOENIX

Date: 08-Nov-2023
Time: 12:51
Page: 262

Female-headed Households:

0

Income Category:	Owner	Renter	Total	Person
Extremely Low			0	
Low Mod			0	
Moderate			0	
Non Low Moderate			0	
Total	0	0	0	0
Percent Low/Mod				

Annual Accomplishments

No data returned for this view. This might be because the applied filter excludes all data.



U.S. Department of Housing and Urban Development
 Office of Community Planning and Development
 Integrated Disbursement and Information System
 CDBG Activity Summary Report (GPR) for Program Year 2022
 PHOENIX

Date: 08-Nov-2023
 Time: 12:51
 Page: 263

PGM Year: 2022
Project: 0002 - CDBG Project Delivery, Environmental and Labor Standards
IDIS Activity: 4713 - CDBG Project Delivery, Environmental and Labor Standards
Status: Open
Location: 200 W Washington St Phoenix, AZ 85003-1611
Objective: Create suitable living environments
Outcome: Availability/accessibility
Matrix Code: Other Public Improvements Not Listed in 03A-03S (03Z)
National Objective: LMC

Activity to prevent, prepare for, and respond to Coronavirus: No

Initial Funding Date: 09/06/2022

Description:

Funds for the implementation of CDBG projects, including project management, environmental review and labor standards.

Financing

	Fund Type	Grant Year	Grant	Funded Amount	Drawn In Program Year	Drawn Thru Program Year
CDBG	EN	2015	B15MC040502	\$11,280.50	\$11,280.50	\$11,280.50
		2022	B22MC040502	\$880,416.50	\$326,834.84	\$326,834.84
Total	Total			\$891,697.00	\$338,115.34	\$338,115.34

Proposed Accomplishments

Actual Accomplishments

Number assisted:

	Owner		Renter		Total		Person	
	Total	Hispanic	Total	Hispanic	Total	Hispanic	Total	Hispanic
White:	0	0	0	0	0	0	0	0
Black/African American:	0	0	0	0	0	0	0	0
Asian:	0	0	0	0	0	0	0	0
American Indian/Alaskan Native:	0	0	0	0	0	0	0	0
Native Hawaiian/Other Pacific Islander:	0	0	0	0	0	0	0	0
American Indian/Alaskan Native & White:	0	0	0	0	0	0	0	0
Asian White:	0	0	0	0	0	0	0	0
Black/African American & White:	0	0	0	0	0	0	0	0
American Indian/Alaskan Native & Black/African American:	0	0	0	0	0	0	0	0
Other multi-racial:	0	0	0	0	0	0	0	0
Asian/Pacific Islander:	0	0	0	0	0	0	0	0
Hispanic:	0	0	0	0	0	0	0	0
Total:	0	0	0	0	0	0	0	0



U.S. Department of Housing and Urban Development
 Office of Community Planning and Development
 Integrated Disbursement and Information System
 CDBG Activity Summary Report (GPR) for Program Year 2022
 PHOENIX

Date: 08-Nov-2023
 Time: 12:51
 Page: 264

Female-headed Households:			0	0	0
<i>Income Category:</i>	Owner	Renter	Total	Person	
Extremely Low	0	0	0	0	
Low Mod	0	0	0	0	
Moderate	0	0	0	0	
Non Low Moderate	0	0	0	0	
Total	0	0	0	0	
Percent Low/Mod					

Annual Accomplishments
 No data returned for this view. This might be because the applied filter excludes all data.



U.S. Department of Housing and Urban Development
 Office of Community Planning and Development
 Integrated Disbursement and Information System
 CDBG Activity Summary Report (GPR) for Program Year 2022
 PHOENIX

Date: 08-Nov-2023
 Time: 12:51
 Page: 265

PGM Year: 2022
Project: 0017 - CDBG Management Technical Assistance (MTA) Program (Consultants and Operations)
IDIS Activity: 4714 - CDBG Management Technical Assistance Operations
Status: Open
Location: 200 W Washington St Phoenix, AZ 85003-1611
Objective: Create economic opportunities
Outcome: Sustainability
Matrix Code: ED Technical Assistance (18B)
National Objective: LMCSV

Activity to prevent, prepare for, and respond to Coronavirus: No

Initial Funding Date: 09/07/2022

Description:

Funds will be used for the Management Technical Assistance (MTA) Program, providing free consulting services to small business owners. Operations (staff) costs are estimated at \$130,000

Financing

	Fund Type	Grant Year	Grant	Funded Amount	Drawn In Program Year	Drawn Thru Program Year
CDBG	EN	2022	B22MC040502	\$120,000.00	\$120,000.00	\$120,000.00
Total	Total			\$120,000.00	\$120,000.00	\$120,000.00

Proposed Accomplishments

Businesses : 32

Actual Accomplishments

Number assisted:

	Owner		Renter		Total		Person	
	Total	Hispanic	Total	Hispanic	Total	Hispanic	Total	Hispanic
White:	0	0	0	0	0	0	0	0
Black/African American:	0	0	0	0	0	0	0	0
Asian:	0	0	0	0	0	0	0	0
American Indian/Alaskan Native:	0	0	0	0	0	0	0	0
Native Hawaiian/Other Pacific Islander:	0	0	0	0	0	0	0	0
American Indian/Alaskan Native & White:	0	0	0	0	0	0	0	0
Asian White:	0	0	0	0	0	0	0	0
Black/African American & White:	0	0	0	0	0	0	0	0
American Indian/Alaskan Native & Black/African American:	0	0	0	0	0	0	0	0
Other multi-racial:	0	0	0	0	0	0	0	0
Asian/Pacific Islander:	0	0	0	0	0	0	0	0
Hispanic:	0	0	0	0	0	0	0	0



U.S. Department of Housing and Urban Development
 Office of Community Planning and Development
 Integrated Disbursement and Information System
 CDBG Activity Summary Report (GPR) for Program Year 2022
 PHOENIX

Date: 08-Nov-2023
 Time: 12:51
 Page: 266

Total:	0	0	0	0	0	0	0	0
Female-headed Households:	0		0		0			
Income Category:	Owner	Renter	Total	Person				
Extremely Low	0	0	0	0				
Low Mod	0	0	0	0				
Moderate	0	0	0	0				
Non Low Moderate	0	0	0	0				
Total	0	0	0	0				
Percent Low/Mod								

Annual Accomplishments

Years	Accomplishment Narrative	# Benefiting
2022	Only staff cost, no accomplishments and beneficiary data received. PY2021-22 which was reported in PY2021 CAPER. This is only staff operational cost all other activity is link to 4754 consultant's cost.	



U.S. Department of Housing and Urban Development
 Office of Community Planning and Development
 Integrated Disbursement and Information System
 CDBG Activity Summary Report (GPR) for Program Year 2022
 PHOENIX

Date: 08-Nov-2023
 Time: 12:51
 Page: 267

PGM Year: 2022
Project: 0022 - CDBG Neighborhood Engagement Coordination (Neighborhood Specialist)
IDIS Activity: 4715 - CDBG Neighborhood Engagement Coordination (Specialist)
Status: Open
Location: 200 W Washington St Phoenix, AZ 85003-1611
Objective: Create suitable living environments
Outcome: Availability/accessibility
Matrix Code: Other Public Services Not Listed in 05A-05Y, 03T (05Z)
National Objective: LMA

Activity to prevent, prepare for, and respond to Coronavirus: No

Initial Funding Date: 09/08/2022

Description:

Funds support neighborhood engagement/revitalization coordination activities with neighborhood organizations and residents within low- and moderate-income census tracts. These services include, but are not limited to technical assistance to neighborhood organizations and block watch groups, engagement and education to create sustainable neighborhoods, crime and blight prevention, neighborhood clean-up activities, community safety partnerships with Police and other city departments, information and referral to housing, employment and other community services, addressing issues of abandoned encampments, problem solving of egregious issues impacting neighborhoods, coordination and implementation of mini community projects.

Financing

	Fund Type	Grant Year	Grant	Funded Amount	Drawn In Program Year	Drawn Thru Program Year
CDBG	EN	2015	B15MC040502	\$20,832.17	\$20,832.17	\$20,832.17
		2022	B22MC040502	\$259,167.83	\$196,577.22	\$196,577.22
Total	Total			\$280,000.00	\$217,409.39	\$217,409.39

Proposed Accomplishments

People (General) : 500
 Total Population in Service Area: 42,185
 Census Tract Percent Low / Mod: 81.19

Annual Accomplishments

Years	Accomplishment Narrative	# Benefitting
2022	CDBG funds support neighborhood engagement/revitalization coordination to neighborhood organizations and residents within low-to moderate-income census tracts. These services include, but are not limited to: technical assistance to neighborhood organizations and block watch groups-engagement and education to create sustainable neighborhoods-crime and blight prevention-neighborhood clean-up activities-community safety partnerships with Police and other city departments-information and referral to housing, employment and other community services-addressing issues of abandoned encampments-problem solving of egregious issues impacting neighborhoods-coordination and implementation of mini community projects. The following is a summary of activities that were accomplished in FY 2022-2022. 24,190 beneficiaries were served.	



U.S. Department of Housing and Urban Development
 Office of Community Planning and Development
 Integrated Disbursement and Information System
 CDBG Activity Summary Report (GPR) for Program Year 2022
 PHOENIX

Date: 08-Nov-2023
 Time: 12:51
 Page: 268

PGM Year: 2022
Project: 0005 - CDBG Graffiti Removal
IDIS Activity: 4716 - CDBG Graffiti Removal
Status: Open
Location: 3325 W Flower St Phoenix, AZ 85017-4802
Objective: Create suitable living environments
Outcome: Sustainability
Matrix Code: Other Public Improvements Not Listed in 03A-03S (03Z)
National Objective: LMA

Activity to prevent, prepare for, and respond to Coronavirus: No

Initial Funding Date: 09/08/2022

Description:

CDBG Funds are used to combat neighborhood blight and deterioration in the city of Phoenix through the removal of graffiti from public rights-of-way, facilities, and buildings in low to moderate income areas. The Graffiti Removal Program focuses on the timely removal of graffiti vandalism to diminish the negative economic revitalization impact that graffiti has on neighborhoods.

Financing

	Fund Type	Grant Year	Grant	Funded Amount	Drawn In Program Year	Drawn Thru Program Year
CDBG	EN	2015	B15MC040502	\$105,720.27	\$105,720.27	\$105,720.27
		2022	B22MC040502	\$694,279.73	\$536,239.23	\$536,239.23
Total	Total			\$800,000.00	\$641,959.50	\$641,959.50

Proposed Accomplishments

Public Facilities : 1
 Total Population in Service Area: 639,420
 Census Tract Percent Low / Mod: 70.03

Annual Accomplishments

Years	Accomplishment Narrative	# Benefiting
2022	<p>Quarter 1 data (Jul - Sep, 2022) 7,979; Quarter 2 data (Oct - Dec, 2022) there was a total of 6,972 graffiti site removals in CDBG targeted area. Q. 3 data (Jan - Mar, 2023) 7,196 graffiti cases resolved in CDBG target area. Q. 4 data (Apr - Jun 30, 2023) 7,141 graffiti sites were remediated.</p> <p>NSD&S Graffiti Removal program focuses on the timely removal of graffiti vandalism to diminish the negative economic revitalization impact that graffiti has on neighborhoods. In FY 2022-23, Neighborhood Services staff removed graffiti from 29,273 sites in low- and moderate-income public areas within the City of Phoenix.</p>	



U.S. Department of Housing and Urban Development
 Office of Community Planning and Development
 Integrated Disbursement and Information System
 CDBG Activity Summary Report (GPR) for Program Year 2022
 PHOENIX

Date: 08-Nov-2023
 Time: 12:51
 Page: 269

PGM Year: 2022
Project: 0014 - CDBG Neighborhood Commercial Rehabilitation (Staff and Projects)
IDIS Activity: 4717 - Neighborhood Economic Development
Status: Open
Location: 200 W Washington St Phoenix, AZ 85003-1611
Objective: Create economic opportunities
Outcome: Availability/accessibility
Matrix Code: Rehab; Publicly or Privately-Owned Commercial/Industrial (14E)
National Objective: LMA

Activity to prevent, prepare for, and respond to Coronavirus: No

Initial Funding Date: 09/08/2022

Description:

Neighborhood Commercial Rehabilitation programs provide assistance to private, for-profit entities for activities in alignment with the community's goals and objectives. This assistance may include, but is not limited to grants, loans, loan guarantees, building rehabilitation or other technical assistance.

Financing

	Fund Type	Grant Year	Grant	Funded Amount	Drawn In Program Year	Drawn Thru Program Year
CDBG	EN	2022	B22MC040502	\$370,000.00	\$131,898.72	\$131,898.72
Total	Total			\$370,000.00	\$131,898.72	\$131,898.72

Proposed Accomplishments

Businesses : 3
 Total Population in Service Area: 2,805
 Census Tract Percent Low / Mod: 55.97

Annual Accomplishments

Years	Accomplishment Narrative	# Benefiting
2022	Staff continues to support slum and blight removal activities in targeted areas with the acquisition program and the recertification slum and blight designated areas such as of the recently completed West Phoenix Revitalization Area Phase 1 in FY 23-24. Historic canal testing and data recovery activities of the two archaeologically sensitive city-owned vacant lots located at 1125 and 1129 East Taylor Street. This completed activity was an environmental mitigation requirement for two of the ten lots in a Garfield Infill Redevelopment project scheduled for new, affordable infill home construction by non-profit developer Trellis by FY24-25. Program to date, zero properties have been acquired using strategic acquisition program funds. Strategic voluntary acquisition related activities are ongoing citing real estate market challenges and conditions to acquire properties. In the Neighborhood Commercial Rehabilitation (NCR) program, outreach efforts were ongoing this quarter city-wide with emphasizes on Slum and Blight, Redevelopment Areas, and Choice Neighborhood boundaries. Zero NCR projects were completed in FY22-23. Three NCR projects received additional funding approved by City Council in 3rd quarter reporting period with one project Greektown Restaurant Project currently under construction and Hotel Electric finalizing construction contract in the 4th quarter reporting period. Both projects are estimated to be completed in FY23-24. The Salon Sosa Project is currently on hold.	
2023		



U.S. Department of Housing and Urban Development
 Office of Community Planning and Development
 Integrated Disbursement and Information System
 CDBG Activity Summary Report (GPR) for Program Year 2022
 PHOENIX

Date: 08-Nov-2023
 Time: 12:51
 Page: 270

PGM Year: 2022
Project: 0006 - CDBG Code Enforcement
IDIS Activity: 4718 - CDBG Code Enforcement
Status: Open
Location: 200 W Washington St Phoenix, AZ 85003-1611
Objective: Create suitable living environments
Outcome: Availability/accessibility
Matrix Code: Code Enforcement (15)
National Objective: LMA

Activity to prevent, prepare for, and respond to Coronavirus: No

Initial Funding Date: 09/08/2022

Description:

CDBG Funds are used in ongoing efforts to arrest physical decline and deterioration of Phoenix neighborhoods through targeted code enforcement strategies. The Preservation Division of the Neighborhood Services Department (NSD) provides education and enforcement of the Neighborhood Preservation Ordinance (NPO) as a key component of strategic neighborhood revitalization efforts in low to moderate income areas. The code enforcement strategy is used in combination with economic development activities in target areas designated by the NSD Director.

Financing

	Fund Type	Grant Year	Grant	Funded Amount	Drawn In Program Year	Drawn Thru Program Year
CDBG	EN	2015	B15MC040502	\$121,120.14	\$121,120.14	\$121,120.14
		2022	B22MC040502	\$728,879.86	\$606,622.87	\$606,622.87
Total	Total			\$850,000.00	\$727,743.01	\$727,743.01

Proposed Accomplishments

Housing Units : 1
 Total Population in Service Area: 2,805
 Census Tract Percent Low / Mod: 55.97

Annual Accomplishments

Years	Accomplishment Narrative	# Benefiting
2022	<p>The activity funded with 2015 funds and program accomplishments are entered on a quarterly basis. Quarter 1 (Jul-Sep 2022) CDBG funded staff issued 1,992 code enforcement code violations. Of those violations 1,931 were violations corrected by the homeowner, 4 units were corrected utilizing CDBG funds, and 57 housing units were corrected with other fund sources.</p> <p>Quarter 2 (Sep - Dec 2022) not due until 1/20/2023. A total of 2,663 code violations reported in Quarters 2 & 3. A total of 6,447 cases were reported for the program year 2022-2023. A total of 107 units were corrected with other than CDBG funds. 7 units did receive CDBG funds to correct code violation in CDBG targeted area.</p> <p>The Preservation Division of the Neighborhood Services Department (NSD) provides education and enforcement of the Neighborhood Preservation Ordinance (NPO) in an ongoing effort to arrest the physical decline and deterioration in low- and moderate-income Phoenix neighborhoods staff through targeted code enforcement strategies. In FY 2022-23, there were 6,447 housing units that received violations; 9 housing units where code violations were corrected using CDBG funds, 6,288 housing units were corrected by the owner 150 and were corrected using other funds.</p>	



U.S. Department of Housing and Urban Development
 Office of Community Planning and Development
 Integrated Disbursement and Information System
 CDBG Activity Summary Report (GPR) for Program Year 2022
 PHOENIX

Date: 08-Nov-2023
 Time: 12:51
 Page: 271

PGM Year: 2022
Project: 0007 - CDBG Demolition
IDIS Activity: 4719 - CDBG Demolition
Status: Open
Location: 200 W Washington St Phoenix, AZ 85003-1611
Objective: Create suitable living environments
Outcome: Sustainability
Matrix Code: Clearance and Demolition (04) **National Objective:** SBS

Activity to prevent, prepare for, and respond to Coronavirus: No

Initial Funding Date: 09/08/2022

Description:

CDBG Funds are used in ongoing efforts to arrest physical decline and deterioration in Phoenix neighborhoods through targeted code enforcement on abandoned, blighted and deteriorated properties. The Preservation Division of the Neighborhood Services Department (NSD) provides education and enforcement of the Neighborhood Preservation Ordinance (NPO) as a key component of neighborhood revitalization efforts. The code enforcement property demolition strategy is to address vacant structures that pose a threat to the health, safety and welfare of residents and adjacent properties through education and enforcement of the NPO, including contractual demolition of deteriorated, unsafe, and uninhabitable vacant structures.

Financing

	Fund Type	Grant Year	Grant	Funded Amount	Drawn In Program Year	Drawn Thru Program Year
CDBG	EN	2015	B15MC040502	\$16,274.42	\$16,274.42	\$16,274.42
		2022	B22MC040502	\$334,951.58	\$211,472.86	\$211,472.86
Total	Total			\$351,226.00	\$227,747.28	\$227,747.28

Proposed Accomplishments

Housing Units : 5

Annual Accomplishments

Years	Accomplishment Narrative	# Benefiting
2022	<p>The activity funded with 2015 funds and program accomplishments are entered on a quarterly basis. Quarter 1 (Jul-Sep, 2022) had one demolition project completed. Quarter 2 (Sep - Dec 2022) had one demolition project completed in targeted CDBG area. Quarter 3 (Jan - Mar 2022) had zero projects completed. Quarter 4 (Apr - Jun) had four demolition projects completed.</p> <p>NSD Demolition program supports ongoing efforts to arrest physical decline and deterioration in Phoenix neighborhoods through targeted code enforcement on abandoned, blighted, and deteriorated properties. The code enforcement property demolition strategy is to address vacant structures that pose a threat to the health, safety, and welfare of residents and adjacent properties through education and enforcement of the NPO, including contractual demolition of deteriorated, unsafe, and uninhabitable vacant structures. In FY 2022-23, five (5) slum or blighting structures were demolished.</p>	



U.S. Department of Housing and Urban Development
 Office of Community Planning and Development
 Integrated Disbursement and Information System
 CDBG Activity Summary Report (GPR) for Program Year 2022
 PHOENIX

Date: 08-Nov-2023
 Time: 12:51
 Page: 272

PGM Year: 2022
Project: 0009 - CDBG Owner Occupied Rehabilitation Program
IDIS Activity: 4720 - Rehabilitation Operations 2022

Status: Open
Location: 200 W Washington St Phoenix, AZ 85003-1611
Objective: Create suitable living environments
Outcome: Sustainability
Matrix Code: Rehab; Single-Unit Residential (14A)
National Objective: LMH

Activity to prevent, prepare for, and respond to Coronavirus: No

Initial Funding Date: 09/08/2022

Description:
 Operationstaff costs for the Owner Occupied Rehabilitation program.

Financing

	Fund Type	Grant Year	Grant	Funded Amount	Drawn In Program Year	Drawn Thru Program Year
CDBG	EN	2015	B15MC040502	\$48,774.40	\$48,774.40	\$48,774.40
		2022	B22MC040502	\$1,253,342.09	\$1,109,002.00	\$1,109,002.00
	PI			\$673,883.51	\$673,883.51	\$673,883.51
Total	Total			\$1,976,000.00	\$1,831,659.91	\$1,831,659.91

Proposed Accomplishments

Actual Accomplishments

Number assisted:

	Owner		Renter		Total		Person	
	Total	Hispanic	Total	Hispanic	Total	Hispanic	Total	Hispanic
White:	2	1	0	0	2	1	0	0
Black/African American:	1	0	0	0	1	0	0	0
Asian:	0	0	0	0	0	0	0	0
American Indian/Alaskan Native:	0	0	0	0	0	0	0	0
Native Hawaiian/Other Pacific Islander:	0	0	0	0	0	0	0	0
American Indian/Alaskan Native & White:	0	0	0	0	0	0	0	0
Asian White:	0	0	0	0	0	0	0	0
Black/African American & White:	0	0	0	0	0	0	0	0
American Indian/Alaskan Native & Black/African American:	0	0	0	0	0	0	0	0
Other multi-racial:	0	0	0	0	0	0	0	0
Asian/Pacific Islander:	0	0	0	0	0	0	0	0
Hispanic:	0	0	0	0	0	0	0	0

PR03 - PHOENIX

Page: 272 of 408



U.S. Department of Housing and Urban Development
 Office of Community Planning and Development
 Integrated Disbursement and Information System
 CDBG Activity Summary Report (GPR) for Program Year 2022
 PHOENIX

Date: 08-Nov-2023
 Time: 12:51
 Page: 273

Total:									
Female-headed Households:									
<i>Income Category:</i>	Owner	Renter	Total	Person					
Extremely Low	2	0	2	0					
Low Mod	1	0	1	0					
Moderate	0	0	0	0					
Non Low Moderate	0	0	0	0					
Total	3	0	3	0					
Percent Low/Mod	100.0%		100.0%						

Annual Accomplishments

Years	Accomplishment Narrative	# Benefiting
2022	The activity funded with 2015 funds and program accomplishments are entered on a quarterly basis. Quarter One (Jul - Sep 22) data - A total of 3 projects were completed in this quarter.	



U.S. Department of Housing and Urban Development
 Office of Community Planning and Development
 Integrated Disbursement and Information System
 CDBG Activity Summary Report (GPR) for Program Year 2022
 PHOENIX

Date: 08-Nov-2023
 Time: 12:51
 Page: 274

PGM Year:	2022				
Project:	0013 - CDBG Infill Program (Staff and Request for Proposal)				
IDIS Activity:	4721 - Housing Development				
Status:	Open	Objective:	Create suitable living environments		
Location:	200 W Washington St Phoenix, AZ 85003-1611	Outcome:	Affordability		
		Matrix Code:	Acquisition of Real Property (01)	National Objective:	SBS

Activity to prevent, prepare for, and respond to Coronavirus: No

Initial Funding Date: 09/08/2022

Description:

The infill program will allow new construction of single-family homes on vacant lots within residential neighborhoods located in locally designated targeted and redevelopment areas. Operating costs are estimated at \$550,000 with \$0 of 2022-23 CDBG available for the RFP process for a total of \$550,000. If an RFP is issued in FY 2022-23, prior year funds will be utilized.

Financing

	Fund Type	Grant Year	Grant	Funded Amount	Drawn In Program Year	Drawn Thru Program Year
CDBG	EN	2015	B15MC040502	\$102,965.20	\$102,965.20	\$102,965.20
		2022	B22MC040502	\$529,022.47	\$426,056.96	\$426,056.96
Total	Total			\$631,987.67	\$529,022.16	\$529,022.16

Proposed Accomplishments

Housing Units : 3

Annual Accomplishments

Years	Accomplishment Narrative	# Benefiting
2022	In the Housing Development / Infill Program, non-profit developer partner Trellis, submitted their two standard house plan updates to the Planning and Development Department for review and approval as part of the pre-development activity for the construction of three, single-family, detached infill homes to be built on vacant CDBG lots in the Garfield Neighborhood Initiative Area (NIA). On April 3, 2023, the City's Archaeology Office and Neighborhood Services Housing Development staff received the final, curated report from PaleoWest/Commonwealth Heritage Group, archeological services consultants, for the historic canal testing and data recovery activities of the two archaeologically sensitive city-owned vacant lots located at 1125 and 1129 East Taylor Street. This completed activity was an environmental mitigation requirement for two of the ten lots in a Garfield Infill Redevelopment project scheduled for new, affordable infill home construction by non-profit developer Trellis by FY24-25.	



U.S. Department of Housing and Urban Development
 Office of Community Planning and Development
 Integrated Disbursement and Information System
 CDBG Activity Summary Report (GPR) for Program Year 2022
 PHOENIX

Date: 08-Nov-2023
 Time: 12:51
 Page: 275

PGM Year: 2022
Project: 0011 - CDBG Rental Rehabilitation Program
IDIS Activity: 4722 - Rental Rehab 2021 - 614 N 9th St
Status: Open
Location: 614 N 9th St Phoenix, AZ 85006-4018
Objective: Provide decent affordable housing
Outcome: Sustainability
Matrix Code: Rehab; Single-Unit Residential (14A) **National Objective:** LMH

Activity to prevent, prepare for, and respond to Coronavirus: No

Initial Funding Date: 09/08/2022

Description:

The scope of work will include removing and replacing the critical systems in the property as follows: remove old roofing materials and replace with 30-year dimensional fiberglass shingles, electrical rewire entire home including new electrical panel, plumbing - remove and replace water lines in home to include replacement of tubshower combo into a handicap roll in shower, new water lines, remove and replace kitchen counter tops, backsplash and kitchen sink. Remove and install new gas piping, remove and install new sewer line, remove existing windows and replace with high performance low-e glass, U-factor of 0.60, remove and replace mechanical unit to include duct work throughout.

Financing

	Fund Type	Grant Year	Grant	Funded Amount	Drawn In Program Year	Drawn Thru Program Year
CDBG	EN	2021	B21MC040502	\$160,000.00	\$8,121.73	\$8,121.73
Total	Total			\$160,000.00	\$8,121.73	\$8,121.73

Proposed Accomplishments

Housing Units : 1

Actual Accomplishments

Number assisted:

	Owner		Renter		Total		Person	
	Total	Hispanic	Total	Hispanic	Total	Hispanic	Total	Hispanic
White:	0	0	0	0	0	0	0	0
Black/African American:	0	0	0	0	0	0	0	0
Asian:	0	0	0	0	0	0	0	0
American Indian/Alaskan Native:	0	0	0	0	0	0	0	0
Native Hawaiian/Other Pacific Islander:	0	0	0	0	0	0	0	0
American Indian/Alaskan Native & White:	0	0	0	0	0	0	0	0
Asian White:	0	0	0	0	0	0	0	0
Black/African American & White:	0	0	0	0	0	0	0	0
American Indian/Alaskan Native & Black/African American:	0	0	0	0	0	0	0	0
Other multi-racial:	0	0	0	0	0	0	0	0



U.S. Department of Housing and Urban Development
 Office of Community Planning and Development
 Integrated Disbursement and Information System
 CDBG Activity Summary Report (GPR) for Program Year 2022
 PHOENIX

Date: 08-Nov-2023
 Time: 12:51
 Page: 276

Asian/Pacific Islander:	0	0	0	0	0	0	0	0
Hispanic:	0	0	0	0	0	0	0	0
Total:	0	0	0	0	0	0	0	0
Female-headed Households:	0		0		0			

<i>Income Category:</i>				
	Owner	Renter	Total	Person
Extremely Low	0	0	0	0
Low Mod	0	0	0	0
Moderate	0	0	0	0
Non Low Moderate	0	0	0	0
Total	0	0	0	0
Percent Low/Mod				

Annual Accomplishments

Years	Accomplishment Narrative	# Benefiting
2022	Project was started in this program year 2022. Property is at inspection stage. Project to go out to bid next Program year 2023 and expected completion date by 6/30/2024.	
2023		



U.S. Department of Housing and Urban Development
 Office of Community Planning and Development
 Integrated Disbursement and Information System
 CDBG Activity Summary Report (GPR) for Program Year 2022
 PHOENIX

Date: 08-Nov-2023
 Time: 12:51
 Page: 277

PGM Year: 2022
Project: 0011 - CDBG Rental Rehabilitation Program
IDIS Activity: 4723 - Rental Rehab 2021 - 1910 E Adams St
Status: Open
Location: 1910 E Adams St Phoenix, AZ 85034-1241
Objective: Create suitable living environments
Outcome: Affordability
Matrix Code: Rehab; Single-Unit Residential (14A) **National Objective:** LMH

Activity to prevent, prepare for, and respond to Coronavirus: No

Initial Funding Date: 09/08/2022

Description:

The scope of work will include removing and replacing the critical systems in the property as follows: remove old roofing materials and replace with 30-year dimensional fiberglass shingles, electrical rewire entire home including new electrical panel, plumbing - remove and replace water lines in home to include replacement of tubshower combo into a handicap roll in shower, new water lines, remove and replace kitchen counter tops, backsplash and kitchen sink. Remove and install new gas piping, remove and install new sewer line, remove existing windows and replace with high performance low-e glass, U-factor of 0.60, remove and replace mechanical unit to include duct work throughout.

Financing

	Fund Type	Grant Year	Grant	Funded Amount	Drawn In Program Year	Drawn Thru Program Year
CDBG	EN	2018	B18MC040502	\$5,016.94	\$0.00	\$0.00
		2021	B21MC040502	\$16,853.88	\$8,426.94	\$8,426.94
Total	Total			\$21,870.82	\$8,426.94	\$8,426.94

Proposed Accomplishments

Housing Units : 1

Actual Accomplishments

Number assisted:

	Owner		Renter		Total		Person	
	Total	Hispanic	Total	Hispanic	Total	Hispanic	Total	Hispanic
White:	0	0	0	0	0	0	0	0
Black/African American:	0	0	0	0	0	0	0	0
Asian:	0	0	0	0	0	0	0	0
American Indian/Alaskan Native:	0	0	0	0	0	0	0	0
Native Hawaiian/Other Pacific Islander:	0	0	0	0	0	0	0	0
American Indian/Alaskan Native & White:	0	0	0	0	0	0	0	0
Asian White:	0	0	0	0	0	0	0	0
Black/African American & White:	0	0	0	0	0	0	0	0
American Indian/Alaskan Native & Black/African American:	0	0	0	0	0	0	0	0
Other multi-racial:	0	0	0	0	0	0	0	0

PR03 - PHOENIX

Page: 277 of 408



U.S. Department of Housing and Urban Development
 Office of Community Planning and Development
 Integrated Disbursement and Information System
 CDBG Activity Summary Report (GPR) for Program Year 2022
 PHOENIX

Date: 08-Nov-2023
 Time: 12:51
 Page: 278

Asian/Pacific Islander:	0	0	0	0	0	0	0	0
Hispanic:	0	0	0	0	0	0	0	0
Total:	0	0	0	0	0	0	0	0
Female-headed Households:	0		0		0			

Income Category:	Owner	Renter	Total	Person
Extremely Low	0	0	0	0
Low Mod	0	0	0	0
Moderate	0	0	0	0
Non Low Moderate	0	0	0	0
Total	0	0	0	0
Percent Low/Mod				

Annual Accomplishments

Years	Accomplishment Narrative	# Benefiting
2022	Project was started in this program year 2022. Property is at inspection stage. Project to go out to bid next Program year 2023 and expected completion date by 6/30/2024.	
2023		



U.S. Department of Housing and Urban Development
 Office of Community Planning and Development
 Integrated Disbursement and Information System
 CDBG Activity Summary Report (GPR) for Program Year 2022
 PHOENIX

Date: 08-Nov-2023
 Time: 12:51
 Page: 279

PGM Year: 2022
Project: 0011 - CDBG Rental Rehabilitation Program
IDIS Activity: 4724 - Rental Rehab 2021 - 1634 E Monroe St
Status: Open
Location: 1634 E Monroe St Phoenix, AZ 85034-1245
Objective: Create suitable living environments
Outcome: Affordability
Matrix Code: Rehab; Single-Unit Residential (14A) **National Objective:** LMH

Activity to prevent, prepare for, and respond to Coronavirus: No

Initial Funding Date: 09/08/2022

Description:

The scope of work will include removing and replacing the critical systems in the property as follows: remove old roofing materials and replace with 30-year dimensional fiberglass shingles, electrical rewire entire home including new electrical panel, plumbing - remove and replace water lines in home to include replacement of tub/shower combo into a handicap roll in shower, new water lines, remove and replace kitchen counter tops, backsplash and kitchen sink. Remove and install new gas piping, remove and install new sewer line, remove existing windows and replace with high performance low-e glass, U-factor of 0.60, remove and replace mechanical unit to include duct work throughout.

Financing

	Fund Type	Grant Year	Grant	Funded Amount	Drawn In Program Year	Drawn Thru Program Year
CDBG	EN	2022	B22MC040502	\$18,859.77	\$13,483.65	\$13,483.65
Total	Total			\$18,859.77	\$13,483.65	\$13,483.65

Proposed Accomplishments

Housing Units : 1

Actual Accomplishments

Number assisted:

	Owner		Renter		Total		Person	
	Total	Hispanic	Total	Hispanic	Total	Hispanic	Total	Hispanic
White:	0	0	0	0	0	0	0	0
Black/African American:	0	0	0	0	0	0	0	0
Asian:	0	0	0	0	0	0	0	0
American Indian/Alaskan Native:	0	0	0	0	0	0	0	0
Native Hawaiian/Other Pacific Islander:	0	0	0	0	0	0	0	0
American Indian/Alaskan Native & White:	0	0	0	0	0	0	0	0
Asian White:	0	0	0	0	0	0	0	0
Black/African American & White:	0	0	0	0	0	0	0	0
American Indian/Alaskan Native & Black/African American:	0	0	0	0	0	0	0	0
Other multi-racial:	0	0	0	0	0	0	0	0



U.S. Department of Housing and Urban Development
 Office of Community Planning and Development
 Integrated Disbursement and Information System
 CDBG Activity Summary Report (GPR) for Program Year 2022
 PHOENIX

Date: 08-Nov-2023
 Time: 12:51
 Page: 280

Asian/Pacific Islander:	0	0	0	0	0	0	0	0
Hispanic:	0	0	0	0	0	0	0	0
Total:	0	0	0	0	0	0	0	0
Female-headed Households:	0		0		0			

<i>Income Category:</i>				
	Owner	Renter	Total	Person
Extremely Low	0	0	0	0
Low Mod	0	0	0	0
Moderate	0	0	0	0
Non Low Moderate	0	0	0	0
Total	0	0	0	0
Percent Low/Mod				

Annual Accomplishments

Years	Accomplishment Narrative	# Benefiting
2022	Project was started in this program year 2022. Property is at inspection stage. Project to go out to bid next Program year 2023 and expected completion date by 6/30/2024.	
2023		



U.S. Department of Housing and Urban Development
 Office of Community Planning and Development
 Integrated Disbursement and Information System
 CDBG Activity Summary Report (GPR) for Program Year 2022
 PHOENIX

Date: 08-Nov-2023
 Time: 12:51
 Page: 281

PGM Year: 2022
Project: 0011 - CDBG Rental Rehabilitation Program
IDIS Activity: 4725 - Rental Rehab 2021 - 1638 E Monroe St
Status: Open
Location: 1638 E Monroe St Phoenix, AZ 85034-1362
Objective: Provide decent affordable housing
Outcome: Affordability
Matrix Code: Rehab; Single-Unit Residential (14A) **National Objective:** LMH

Activity to prevent, prepare for, and respond to Coronavirus: No

Initial Funding Date: 09/08/2022

Description:

The scope of work will include removing and replacing the critical systems in the property as follows: remove old roofing materials and replace with 30-year dimensional fiberglass shingles, electrical rewire entire home including new electrical panel, plumbing - remove and replace water lines in home to include replacement of tubshower combo into a handicap roll in shower, new water lines, remove and replace kitchen counter tops, backsplash and kitchen sink. Remove and install new gas piping, remove and install new sewer line, remove existing windows and replace with high performance low-e glass, U-factor of 0.60, remove and replace mechanical unit to include duct work throughout.

Financing

	Fund Type	Grant Year	Grant	Funded Amount	Drawn In Program Year	Drawn Thru Program Year
CDBG	EN	2022	B22MC040502	\$9,195.53	\$9,195.53	\$9,195.53
Total	Total			\$9,195.53	\$9,195.53	\$9,195.53

Proposed Accomplishments

Housing Units : 1

Actual Accomplishments

Number assisted:

	Owner		Renter		Total		Person	
	Total	Hispanic	Total	Hispanic	Total	Hispanic	Total	Hispanic
White:	0	0	0	0	0	0	0	0
Black/African American:	0	0	0	0	0	0	0	0
Asian:	0	0	0	0	0	0	0	0
American Indian/Alaskan Native:	0	0	0	0	0	0	0	0
Native Hawaiian/Other Pacific Islander:	0	0	0	0	0	0	0	0
American Indian/Alaskan Native & White:	0	0	0	0	0	0	0	0
Asian White:	0	0	0	0	0	0	0	0
Black/African American & White:	0	0	0	0	0	0	0	0
American Indian/Alaskan Native & Black/African American:	0	0	0	0	0	0	0	0
Other multi-racial:	0	0	0	0	0	0	0	0



U.S. Department of Housing and Urban Development
 Office of Community Planning and Development
 Integrated Disbursement and Information System
 CDBG Activity Summary Report (GPR) for Program Year 2022
 PHOENIX

Date: 08-Nov-2023
 Time: 12:51
 Page: 282

Asian/Pacific Islander:	0	0	0	0	0	0	0	0
Hispanic:	0	0	0	0	0	0	0	0
Total:	0	0	0	0	0	0	0	0
Female-headed Households:	0		0		0			

Income Category:	Owner	Renter	Total	Person
Extremely Low	0	0	0	0
Low Mod	0	0	0	0
Moderate	0	0	0	0
Non Low Moderate	0	0	0	0
Total	0	0	0	0
Percent Low/Mod				

Annual Accomplishments

Years	Accomplishment Narrative	# Benefiting
2022	Project is at bid phase and will be awarded by 6/30/2023. Project to be completed first quarter of 2024.	
2023	Project is currently at bid stage. Bid phase took longer due to contractor availability and higher construction cost. Project is on schedule to finish by June 30, 2024.	



U.S. Department of Housing and Urban Development
 Office of Community Planning and Development
 Integrated Disbursement and Information System
 CDBG Activity Summary Report (GPR) for Program Year 2022
 PHOENIX

Date: 08-Nov-2023
 Time: 12:51
 Page: 283

PGM Year: 2022
Project: 0011 - CDBG Rental Rehabilitation Program
IDIS Activity: 4726 - Rental Rehab - 1905 E Monroe Street
Status: Open
Location: 1905 E Monroe St Phoenix, AZ 85034-1324
Objective: Create suitable living environments
Outcome: Affordability
Matrix Code: Rehab; Single-Unit Residential (14A) **National Objective:** LMH

Activity to prevent, prepare for, and respond to Coronavirus: No

Initial Funding Date: 09/08/2022

Description:

The scope of work will include removing and replacing the critical systems in the property as follows: remove old roofing materials and replace with 30-year dimensional fiberglass shingles, electrical rewire entire home including new electrical panel, plumbing - remove and replace water lines in home to include replacement of tub/shower combo into a handicap roll in shower, new water lines, remove and replace kitchen counter tops, backsplash and kitchen sink. Remove and install new gas piping, remove and install new sewer line, remove existing windows and replace with high performance low-e glass, U-factor of 0.60, remove and replace mechanical unit to include duct work throughout.

Financing

	Fund Type	Grant Year	Grant	Funded Amount	Drawn In Program Year	Drawn Thru Program Year
CDBG	EN	2020	B20MC040502	\$8,772.34	\$8,772.34	\$8,772.34
Total	Total			\$8,772.34	\$8,772.34	\$8,772.34

Proposed Accomplishments

Housing Units : 1

Actual Accomplishments

Number assisted:

	Owner		Renter		Total		Person	
	Total	Hispanic	Total	Hispanic	Total	Hispanic	Total	Hispanic
White:	0	0	0	0	0	0	0	0
Black/African American:	0	0	0	0	0	0	0	0
Asian:	0	0	0	0	0	0	0	0
American Indian/Alaskan Native:	0	0	0	0	0	0	0	0
Native Hawaiian/Other Pacific Islander:	0	0	0	0	0	0	0	0
American Indian/Alaskan Native & White:	0	0	0	0	0	0	0	0
Asian White:	0	0	0	0	0	0	0	0
Black/African American & White:	0	0	0	0	0	0	0	0
American Indian/Alaskan Native & Black/African American:	0	0	0	0	0	0	0	0
Other multi-racial:	0	0	0	0	0	0	0	0



U.S. Department of Housing and Urban Development
 Office of Community Planning and Development
 Integrated Disbursement and Information System
 CDBG Activity Summary Report (GPR) for Program Year 2022
 PHOENIX

Date: 08-Nov-2023
 Time: 12:51
 Page: 284

Asian/Pacific Islander:	0	0	0	0	0	0	0	0
Hispanic:	0	0	0	0	0	0	0	0
Total:	0	0	0	0	0	0	0	0
Female-headed Households:	0		0		0			

<i>Income Category:</i>				
	Owner	Renter	Total	Person
Extremely Low	0	0	0	0
Low Mod	0	0	0	0
Moderate	0	0	0	0
Non Low Moderate	0	0	0	0
Total	0	0	0	0
Percent Low/Mod				

Annual Accomplishments

Years	Accomplishment Narrative	# Benefiting
2022	Project has been deemed eligible to move forward to bid phase. Project is set to be completed by June 30, 2024.	
2023		



U.S. Department of Housing and Urban Development
 Office of Community Planning and Development
 Integrated Disbursement and Information System
 CDBG Activity Summary Report (GPR) for Program Year 2022
 PHOENIX

Date: 08-Nov-2023
 Time: 12:51
 Page: 285

PGM Year:	2022			
Project:	0011 - CDBG Rental Rehabilitation Program			
IDIS Activity:	4727 - Rental Rehab 2021 - 1027 E Dunlap Ave			
Status:	Canceled 8/8/2023 7:05:37 PM	Objective:	Create suitable living environments	
Location:	1027 E Dunlap Ave Phoenix, AZ 85020-3045	Outcome:	Availability/accessibility	
		Matrix Code:	Rehab; Single-Unit Residential (14A)	National Objective: LMH

Activity to prevent, prepare for, and respond to Coronavirus: No

Initial Funding Date: 09/08/2022

Description:

The scope of work (SOW) will include rehabilitation of a 5 unit complex. The SOW will entail removing and replacing the critical systems in the properties as follows: remove old roofing materials and replace with 30-year dimensional fiberglass shingles, electrical rewire entire home including new electrical panel, plumbing - remove and replace water lines in home to include replacement of tubshower combo into a handicap roll in shower, new water lines, remove and replace kitchen counter tops, backsplash and kitchen sink. Remove and install new gas piping, remove and install new sewer line, remove existing windows and replace with high performance low-e glass, U-factor of 0.60, remove and replace mechanical unit to include duct work throughout.

Financing

No data returned for this view. This might be because the applied filter excludes all data.

Proposed Accomplishments

Housing Units : 5

Actual Accomplishments

Number assisted:

	Owner		Renter		Total		Person	
	Total	Hispanic	Total	Hispanic	Total	Hispanic	Total	Hispanic
White:	0	0	0	0	0	0	0	0
Black/African American:	0	0	0	0	0	0	0	0
Asian:	0	0	0	0	0	0	0	0
American Indian/Alaskan Native:	0	0	0	0	0	0	0	0
Native Hawaiian/Other Pacific Islander:	0	0	0	0	0	0	0	0
American Indian/Alaskan Native & White:	0	0	0	0	0	0	0	0

PR03 - PHOENIX

Page: 285 of 408



U.S. Department of Housing and Urban Development
 Office of Community Planning and Development
 Integrated Disbursement and Information System
 CDBG Activity Summary Report (GPR) for Program Year 2022
 PHOENIX

Date: 08-Nov-2023
 Time: 12:51
 Page: 286

Asian White:	0	0	0	0	0	0	0	0
Black/African American & White:	0	0	0	0	0	0	0	0
American Indian/Alaskan Native & Black/African American:	0	0	0	0	0	0	0	0
Other multi-racial:	0	0	0	0	0	0	0	0
Asian/Pacific Islander:	0	0	0	0	0	0	0	0
Hispanic:	0	0	0	0	0	0	0	0
Total:	0	0	0	0	0	0	0	0

Female-headed Households: 0 0 0

Income Category:

	Owner	Renter	Total	Person
Extremely Low	0	0	0	0
Low Mod	0	0	0	0
Moderate	0	0	0	0
Non Low Moderate	0	0	0	0
Total	0	0	0	0
Percent Low/Mod				

Annual Accomplishments

No data returned for this view. This might be because the applied filter excludes all data.



U.S. Department of Housing and Urban Development
 Office of Community Planning and Development
 Integrated Disbursement and Information System
 CDBG Activity Summary Report (GPR) for Program Year 2022
 PHOENIX

Date: 08-Nov-2023
 Time: 12:51
 Page: 287

PGM Year: 2022
Project: 0011 - CDBG Rental Rehabilitation Program
IDIS Activity: 4728 - Rental Rehab 2021 - 2912 E Roeser Rd.
Status: Open
Location: 2912 E Roeser Rd Phoenix, AZ 85040-3721
Objective: Create suitable living environments
Outcome: Affordability
Matrix Code: Rehab; Single-Unit Residential (14A) **National Objective:** LMH

Activity to prevent, prepare for, and respond to Coronavirus: No

Initial Funding Date: 09/08/2022

Description:

The scope of work will include removing and replacing the critical systems in the property as follows: remove old roofing materials and replace with 30-year dimensional fiberglass shingles, electrical rewire entire home including new electrical panel, plumbing - remove and replace water lines in home to include replacement of tubshower combo into a handicap roll in shower, new water lines, remove and replace kitchen counter tops, backsplash and kitchen sink. Remove and install new gas piping, remove and install new sewer line, remove existing windows and replace with high performance low-e glass, U-factor of 0.60, remove and replace mechanical unit to include duct work throughout.

Financing

	Fund Type	Grant Year	Grant	Funded Amount	Drawn In Program Year	Drawn Thru Program Year
CDBG	EN	2021	B21MC040502	\$288,139.78	\$287,631.06	\$287,631.06
		2022	B22MC040502	\$508.42	\$508.42	\$508.42
Total	Total			\$288,648.20	\$288,139.48	\$288,139.48

Proposed Accomplishments

Housing Units : 1

Actual Accomplishments

Number assisted:

	Owner		Renter		Total		Person	
	Total	Hispanic	Total	Hispanic	Total	Hispanic	Total	Hispanic
White:	3	3	0	0	3	3	0	0
Black/African American:	0	0	0	0	0	0	0	0
Asian:	0	0	0	0	0	0	0	0
American Indian/Alaskan Native:	0	0	0	0	0	0	0	0
Native Hawaiian/Other Pacific Islander:	0	0	0	0	0	0	0	0
American Indian/Alaskan Native & White:	0	0	0	0	0	0	0	0
Asian White:	0	0	0	0	0	0	0	0
Black/African American & White:	0	0	0	0	0	0	0	0
American Indian/Alaskan Native & Black/African American:	0	0	0	0	0	0	0	0
Other multi-racial:	0	0	0	0	0	0	0	0

PR03 - PHOENIX

Page: 287 of 408



U.S. Department of Housing and Urban Development
 Office of Community Planning and Development
 Integrated Disbursement and Information System
 CDBG Activity Summary Report (GPR) for Program Year 2022
 PHOENIX

Date: 08-Nov-2023
 Time: 12:51
 Page: 288

Asian/Pacific Islander:	0	0	0	0	0	0	0	0
Hispanic:	0	0	0	0	0	0	0	0
Total:	3	3	0	0	3	3	0	0

Female-headed Households: 0 0 0

Income Category:	Owner	Renter	Total	Person
Extremely Low	0	0	0	0
Low Mod	0	0	0	0
Moderate	3	0	3	0
Non Low Moderate	0	0	0	0
Total	3	0	3	0
Percent Low/Mod	100.0%		100.0%	

Annual Accomplishments

Years	Accomplishment Narrative	# Benefiting
2022	Project was completed 5/26/2023. Property was brought up to city's commercial building property standards. The 3 units received heating /cooling, new roof, plumbing, electrical and firewall separation. In addition to the interior work completed, the exterior (court yard) was also upgraded with artificial turf, gravel and pavers.	



U.S. Department of Housing and Urban Development
 Office of Community Planning and Development
 Integrated Disbursement and Information System
 CDBG Activity Summary Report (GPR) for Program Year 2022
 PHOENIX

Date: 08-Nov-2023
 Time: 12:51
 Page: 289

PGM Year: 2022
Project: 0008 - CDBG Abatement Coordination
IDIS Activity: 4729 - CDBG Abatement Coordination
Status: Open
Location: 200 W Washington St Phoenix, AZ 85003-1611
Objective: Create suitable living environments
Outcome: Affordability
Matrix Code: Clearance and Demolition (04) **National Objective:** SBS

Activity to prevent, prepare for, and respond to Coronavirus: No

Initial Funding Date: 09/08/2022

Description:

CDBG Funds are used in ongoing efforts to arrest physical decline and deterioration in Phoenix neighborhoods through targeted code enforcement on abandoned, blighted, and deteriorated properties. The Preservation Division of the Neighborhood Services Department (NSD) provides education and enforcement of the Neighborhood Preservation Ordinance (NPO) as a key component of neighborhood revitalization efforts areas. The code enforcement property abatement strategy is to address open and unsecured, vacant structures that pose a threat to the health, safety and welfare of residents and adjacent properties through education and enforcement of the NPO, including contractual board up of deteriorated and unsafe vacant structures.

Financing

	Fund Type	Grant Year	Grant	Funded Amount	Drawn In Program Year	Drawn Thru Program Year
CDBG	EN	2015	B15MC040502	\$71,132.24	\$71,132.24	\$71,132.24
		2022	B22MC040502	\$478,867.76	\$412,422.90	\$412,422.90
Total	Total			\$550,000.00	\$483,555.14	\$483,555.14

Proposed Accomplishments

Housing Units : 1

Annual Accomplishments

Years	Accomplishment Narrative	# Benefiting
2022	NSD's Abatement program supports ongoing efforts to arrest physical decline and deterioration in Phoenix neighborhoods through targeted code enforcement on abandoned, blighted, and deteriorated properties. The code enforcement property abatement strategy is to address open and unsecured, vacant structures that pose a threat to the health, safety, and welfare of residents and adjacent properties through education and enforcement of the NPO, including contractual board up of deteriorated and unsafe vacant structures. In FY 2022-23, twenty-four (24) on-time board-ups were completed.	



U.S. Department of Housing and Urban Development
 Office of Community Planning and Development
 Integrated Disbursement and Information System
 CDBG Activity Summary Report (GPR) for Program Year 2022
 PHOENIX

Date: 08-Nov-2023
 Time: 12:51
 Page: 290

PGM Year: 2021
Project: 0004 - CDBG Public Facilities Request for Proposal
IDIS Activity: 4730 - ACCEL Phoenix ADA Enhancements

Status: Open
Location: 10251 N 35th Ave Phoenix, AZ 85051-1305
Objective: Create suitable living environments
Outcome: Sustainability
Matrix Code: Facility for Persons with Disabilities (03B)
National Objective: LMC

Activity to prevent, prepare for, and respond to Coronavirus: No

Initial Funding Date: 09/12/2022

Description:

The project involves rehabilitation activities at the ACCEL Metro Campus located at 10251 North 35th Avenue in Phoenix, Maricopa County, Arizona. Specific activities include removing existing carpeting and installing hard surface flooring. The purpose of the rehabilitation activities is twofold: improve accessibility to classrooms and reduce external distractions in the learning environment for students with developmental disabilities. Project activities will be phased to minimize disruptions to classrooms to greatest extent possible.

Financing

	Fund Type	Grant Year	Grant	Funded Amount	Drawn In Program Year	Drawn Thru Program Year
CDBG	EN	2021	B21MC040502	\$109,536.00	\$109,536.00	\$109,536.00
Total	Total			\$109,536.00	\$109,536.00	\$109,536.00

Proposed Accomplishments

Public Facilities : 1

Actual Accomplishments

Number assisted:

	Owner		Renter		Total		Person	
	Total	Hispanic	Total	Hispanic	Total	Hispanic	Total	Hispanic
White:	0	0	0	0	0	0	0	0
Black/African American:	0	0	0	0	0	0	0	0
Asian:	0	0	0	0	0	0	0	0
American Indian/Alaskan Native:	0	0	0	0	0	0	0	0
Native Hawaiian/Other Pacific Islander:	0	0	0	0	0	0	0	0
American Indian/Alaskan Native & White:	0	0	0	0	0	0	0	0
Asian White:	0	0	0	0	0	0	0	0
Black/African American & White:	0	0	0	0	0	0	0	0
American Indian/Alaskan Native & Black/African American:	0	0	0	0	0	0	0	0
Other multi-racial:	0	0	0	0	0	0	0	0



U.S. Department of Housing and Urban Development
 Office of Community Planning and Development
 Integrated Disbursement and Information System
 CDBG Activity Summary Report (GPR) for Program Year 2022
 PHOENIX

Date: 08-Nov-2023
 Time: 12:51
 Page: 291

Asian/Pacific Islander:	0	0	0	0	0	0	0	0
Hispanic:	0	0	0	0	0	0	0	0
Total:	0	0	0	0	0	0	0	0
Female-headed Households:	0		0		0			

<i>Income Category:</i>				
	Owner	Renter	Total	Person
Extremely Low	0	0	0	0
Low Mod	0	0	0	0
Moderate	0	0	0	0
Non Low Moderate	0	0	0	0
Total	0	0	0	0
Percent Low/Mod				

Annual Accomplishments

Years	Accomplishment Narrative	# Benefiting
2022	During this program year, the project was completed. The facility now has upgraded flooring to support accessible interior walkways. Benefit data reporting will included in PY2023 accomplishments.	



U.S. Department of Housing and Urban Development
 Office of Community Planning and Development
 Integrated Disbursement and Information System
 CDBG Activity Summary Report (GPR) for Program Year 2022
 PHOENIX

Date: 08-Nov-2023
 Time: 12:51
 Page: 292

PGM Year: 2021
Project: 0004 - CDBG Public Facilities Request for Proposal
IDIS Activity: 4731 - Valleylife Prep Kitchen
Status: Open
Location: 1142 W Hatcher Rd Phoenix, AZ 85021-3045
Objective: Create suitable living environments
Outcome: Sustainability
Matrix Code: Facility for Persons with Disabilities (03B)
National Objective: LMC

Activity to prevent, prepare for, and respond to Coronavirus: No

Initial Funding Date: 09/12/2022

Description:

The project involves installation of a prep kitchen at the Valleylife facility located at 1142 West Hatcher Road in Phoenix, Maricopa County, Arizona. The new prep kitchen will be used to prepare healthy meals for individuals with disabilities who reside in the agency's 25 group homes and will support the agency's Eat Well Feel Great Nutrition Program. Specific activities include installation of new plumbing, electrical and mechanical infrastructure; construction of two partition walls and ceiling; purchase of equipment; painting; and installation of epoxy flooring.

Financing

	Fund Type	Grant Year	Grant	Funded Amount	Drawn In Program Year	Drawn Thru Program Year
CDBG	EN	2021	B21MC040502	\$150,000.00	\$7,561.11	\$7,561.11
Total	Total			\$150,000.00	\$7,561.11	\$7,561.11

Proposed Accomplishments

Public Facilities : 1

Actual Accomplishments

Number assisted:

	Owner		Renter		Total		Person	
	Total	Hispanic	Total	Hispanic	Total	Hispanic	Total	Hispanic
White:	0	0	0	0	0	0	0	0
Black/African American:	0	0	0	0	0	0	0	0
Asian:	0	0	0	0	0	0	0	0
American Indian/Alaskan Native:	0	0	0	0	0	0	0	0
Native Hawaiian/Other Pacific Islander:	0	0	0	0	0	0	0	0
American Indian/Alaskan Native & White:	0	0	0	0	0	0	0	0
Asian White:	0	0	0	0	0	0	0	0
Black/African American & White:	0	0	0	0	0	0	0	0
American Indian/Alaskan Native & Black/African American:	0	0	0	0	0	0	0	0
Other multi-racial:	0	0	0	0	0	0	0	0



U.S. Department of Housing and Urban Development
 Office of Community Planning and Development
 Integrated Disbursement and Information System
 CDBG Activity Summary Report (GPR) for Program Year 2022
 PHOENIX

Date: 08-Nov-2023
 Time: 12:51
 Page: 293

Asian/Pacific Islander:	0	0	0	0	0	0	0	0
Hispanic:	0	0	0	0	0	0	0	0
Total:	0	0	0	0	0	0	0	0
Female-headed Households:	0		0		0			

<i>Income Category:</i>				
	Owner	Renter	Total	Person
Extremely Low	0	0	0	0
Low Mod	0	0	0	0
Moderate	0	0	0	0
Non Low Moderate	0	0	0	0
Total	0	0	0	0
Percent Low/Mod				

Annual Accomplishments

Years	Accomplishment Narrative	# Benefiting
2022	During this program year, the prep kitchen was bid and constructed. The new kitchen will provide healthy, ready to heat meals for VALLEYLIFE's facilities. Benefit data will be reported in PY2023.	



U.S. Department of Housing and Urban Development
 Office of Community Planning and Development
 Integrated Disbursement and Information System
 CDBG Activity Summary Report (GPR) for Program Year 2022
 PHOENIX

Date: 08-Nov-2023
 Time: 12:51
 Page: 294

PGM Year: 2016
Project: 0019 - CDBG Neighborhood Economic Development
IDIS Activity: 4732 - Neighborhood Commercial Development
Status: Completed 12/29/2022 12:00:00 AM
Location: 1715 E Jefferson St Phoenix, AZ 85034-2423
Objective: Create economic opportunities
Outcome: Availability/accessibility
Matrix Code: Rehab; Publicly or Privately-Owned Commercial/Industrial (14E) **National Objective:** LMA

Activity to prevent, prepare for, and respond to Coronavirus: No

Initial Funding Date: 09/27/2022

Description:

Provide assistance to eligible businesses owners located in a low to moderate income area for Operation Paint & Patch.

Financing

	Fund Type	Grant Year	Grant	Funded Amount	Drawn In Program Year	Drawn Thru Program Year
CDBG	EN	2016	B16MC040502	\$559.30	\$559.30	\$559.30
Total	Total			\$559.30	\$559.30	\$559.30

Proposed Accomplishments

Businesses : 1
 Total Population in Service Area: 2,805
 Census Tract Percent Low / Mod: 55.97

Annual Accomplishments

Years	Accomplishment Narrative	# Benefiting
2019	1 project completed 11/27/2019, Eastlake Mortuary 1715 E Jefferson, Phoenix 85034. This project consisted of a new parking lot, retention basin, new landscaping, replacement of exterior light fixtures and exterior paint.	
2022	No activity to report for PY 2022. Final draw only.	



U.S. Department of Housing and Urban Development
 Office of Community Planning and Development
 Integrated Disbursement and Information System
 CDBG Activity Summary Report (GPR) for Program Year 2022
 PHOENIX

Date: 08-Nov-2023
 Time: 12:51
 Page: 295

PGM Year: 2017
Project: 0049 - CDBG Community Economic Development Activities
IDIS Activity: 4733 - Sosa Salon

Status: Open
Location: 200 W Washington St Phoenix, AZ 85003-1611
Objective: Create economic opportunities
Outcome: Sustainability
Matrix Code: ED Technical Assistance (18B)
National Objective: LMA

Activity to prevent, prepare for, and respond to Coronavirus: No

Initial Funding Date: 09/27/2022

Description:
 Administrative for the Operation Paint & Patch program in Low to moderate income area.

Financing

	Fund Type	Grant Year	Grant	Funded Amount	Drawn In Program Year	Drawn Thru Program Year
CDBG	EN	2017	B17MC040502	\$20,490.70	\$20,490.70	\$20,490.70
		2021	B21MC040502	\$11,640.53	\$11,316.53	\$11,316.53
Total	Total			\$32,131.23	\$31,807.23	\$31,807.23

Proposed Accomplishments

Businesses : 1
 Total Population in Service Area: 2,805
 Census Tract Percent Low / Mod: 55.97

Annual Accomplishments

Years	Accomplishment Narrative	# Benefiting
2021		
2022	Salon Sosa received additional funding approved by council in the 3Q reporting period. The property was under construction but is currently on hold.	



U.S. Department of Housing and Urban Development
 Office of Community Planning and Development
 Integrated Disbursement and Information System
 CDBG Activity Summary Report (GPR) for Program Year 2022
 PHOENIX

Date: 08-Nov-2023
 Time: 12:51
 Page: 296

PGM Year:	2017		
Project:	0058 - CDBG Slum and Blight Acquisition, Infill Program		
IDIS Activity:	4734 - 1118 W. Madison		
Status:	Canceled 6/26/2023 7:41:30 PM	Objective:	Provide decent affordable housing
Location:	1118 W. Madison Street Phoenix, AZ 85007	Outcome:	Affordability
		Matrix Code:	CI Land Acquisition/Disposition (17A)
		National Objective:	LMA

Activity to prevent, prepare for, and respond to Coronavirus: No

Initial Funding Date: 09/27/2022

Description:

This property purchased - 1118 W. Madison.
 This building is to be demolished and cleared for new construction.

Financing

No data returned for this view. This might be because the applied filter excludes all data.

Proposed Accomplishments

Businesses : 1
 Total Population in Service Area: 405
 Census Tract Percent Low / Mod: 74.07

Annual Accomplishments

Years	Accomplishment Narrative	# Benefiting
2022	No accomplishments to report. Project was withdrawn due to environmental concerns.	



U.S. Department of Housing and Urban Development
 Office of Community Planning and Development
 Integrated Disbursement and Information System
 CDBG Activity Summary Report (GPR) for Program Year 2022
 PHOENIX

Date: 08-Nov-2023
 Time: 12:51
 Page: 297

PGM Year:	2017
Project:	0058 - CDBG Slum and Blight Acquisition, Infill Program
IDIS Activity:	4735 - 2528 E. Chipman Rd

Status:	Canceled 6/26/2023 12:00:00 AM	Objective:	Provide decent affordable housing
Location:	2425 E Chipman Rd Phoenix, AZ 85040-2629	Outcome:	Affordability
		Matrix Code:	CI Building Acquisition, Construction, Rehabilitation (17C)
		National Objective:	LMA

Activity to prevent, prepare for, and respond to Coronavirus: No

Initial Funding Date: 09/27/2022

Description:

Acquisition and disposition of 2528 E. Chipman Phoenix, AZ

Financing

No data returned for this view. This might be because the applied filter excludes all data.

Proposed Accomplishments

- Businesses : 1
- Total Population in Service Area: 405
- Census Tract Percent Low / Mod: 74.07

Annual Accomplishments

No data returned for this view. This might be because the applied filter excludes all data.



U.S. Department of Housing and Urban Development
 Office of Community Planning and Development
 Integrated Disbursement and Information System
 CDBG Activity Summary Report (GPR) for Program Year 2022
 PHOENIX

Date: 08-Nov-2023
 Time: 12:51
 Page: 298

PGM Year: 2022
Project: 0003 - CDBG Neighborhood Enhancement and Infrastructure Program
IDIS Activity: 4737 - Falcon Park Renovation
Status: Open
Location: 3420 W Roosevelt St Phoenix, AZ 85009-3300
Objective: Create suitable living environments
Outcome: Availability/accessibility
Matrix Code: Parks, Recreational Facilities (03F) **National Objective:** LMA

Activity to prevent, prepare for, and respond to Coronavirus: No

Initial Funding Date: 11/15/2022

Description:

The City is funding the renovation of Falcon Park. Falcon Park is located at 3420 West Roosevelt Street, Phoenix, Maricopa County, Arizona. Proposed renovation activities include replacing the existing playground, basketball courts, and dugout fencing; installing new fitness equipment stations and additional ramadas; constructing a new sidewalk; removing the existing parking adjacent to North 35th Avenue; expanding the existing parking along North 34th Avenue parking and constructing a new driveway; constructing new restrooms, landscaping and irrigation improvements, and area lighting.

Financing

	Fund Type	Grant Year	Grant	Funded Amount	Drawn In Program Year	Drawn Thru Program Year
CDBG	EN	2016	B16MC040502	\$8,561.25	\$8,561.25	\$8,561.25
		2017	B17MC040502	\$103,610.47	\$15,465.35	\$15,465.35
		2018	B18MC040502	\$956,324.44	\$5,638.80	\$5,638.80
		2019	B19MC040502	\$504,124.22	\$7,444.70	\$7,486.43
Total	Total			\$1,572,620.38	\$37,110.10	\$37,151.83

Proposed Accomplishments

Public Facilities : 1
 Total Population in Service Area: 5,760
 Census Tract Percent Low / Mod: 89.93

Annual Accomplishments

Years	Accomplishment Narrative	# Benefiting
2022	During this program year, the city completed the construction bidding and began construction at the site. The project is expected to be complete in PY2023.	



U.S. Department of Housing and Urban Development
 Office of Community Planning and Development
 Integrated Disbursement and Information System
 CDBG Activity Summary Report (GPR) for Program Year 2022
 PHOENIX

Date: 08-Nov-2023
 Time: 12:51
 Page: 299

PGM Year: 2021
Project: 0028 - CDBG Public Services Request for Proposal
IDIS Activity: 4738 - Father Matters, Inc.

Status: Completed 11/2/2023 2:01:55 PM
Location: 3146 E Wier Ave Phoenix, AZ 85040-2754
Objective: Create suitable living environments
Outcome: Availability/accessibility
Matrix Code: Senior Services (05A) **National Objective:** LMC

Activity to prevent, prepare for, and respond to Coronavirus: No

Initial Funding Date: 11/17/2022

Description:

This public service agency, Father Matters program will focus on case management and community navigation for Phoenix senior citizens. This will assist the seniors in implementing ways to allow for the greatest degree of health, safety, independence and quality of life.

Financing

	Fund Type	Grant Year	Grant	Funded Amount	Drawn In Program Year	Drawn Thru Program Year
CDBG	EN	2021	B21MC040502	\$16,924.08	\$16,924.08	\$16,924.08
Total	Total			\$16,924.08	\$16,924.08	\$16,924.08

Proposed Accomplishments

People (General) : 300

Actual Accomplishments

Number assisted:

	Owner		Renter		Total		Person	
	Total	Hispanic	Total	Hispanic	Total	Hispanic	Total	Hispanic
White:	0	0	0	0	0	0	198	88
Black/African American:	0	0	0	0	0	0	119	0
Asian:	0	0	0	0	0	0	4	0
American Indian/Alaskan Native:	0	0	0	0	0	0	35	0
Native Hawaiian/Other Pacific Islander:	0	0	0	0	0	0	0	0
American Indian/Alaskan Native & White:	0	0	0	0	0	0	1	0
Asian White:	0	0	0	0	0	0	0	0
Black/African American & White:	0	0	0	0	0	0	4	0
American Indian/Alaskan Native & Black/African American:	0	0	0	0	0	0	0	0
Other multi-racial:	0	0	0	0	0	0	13	0
Asian/Pacific Islander:	0	0	0	0	0	0	0	0
Hispanic:	0	0	0	0	0	0	0	0

PR03 - PHOENIX

Page: 299 of 408



U.S. Department of Housing and Urban Development
 Office of Community Planning and Development
 Integrated Disbursement and Information System
 CDBG Activity Summary Report (GPR) for Program Year 2022
 PHOENIX

Date: 08-Nov-2023
 Time: 12:51
 Page: 300

Total:									374	88
Female-headed Households:									0	
<i>Income Category:</i>	Owner	Renter	Total		Person					
Extremely Low	0	0	0		278					
Low Mod	0	0	0		96					
Moderate	0	0	0		0					
Non Low Moderate	0	0	0		0					
Total	0	0	0		374					
Percent Low/Mod					100.0%					

Annual Accomplishments

Years	Accomplishment Narrative	# Benefiting
2021	Father Matters was able to assist 374 clients with services such as information to healthy and affordable food, housing placement and referrals to for medical and home equipment and connection to social activities.	
2022	All services provided and beneficiary data received was for PY2021-22, which was reported in the PY2021 CAPER. No services were provided or beneficiary data received for PY2022-23. The final draw occurred in PY2022-23 using prior year funding.	



U.S. Department of Housing and Urban Development
 Office of Community Planning and Development
 Integrated Disbursement and Information System
 CDBG Activity Summary Report (GPR) for Program Year 2022
 PHOENIX

Date: 08-Nov-2023
 Time: 12:51
 Page: 301

PGM Year: 2022
Project: 0025 - CDBG Family Self-Sufficiency Program - Housing Department
IDIS Activity: 4740 - FAMILY SELF SUFFICIENCY (HOUSING)
Status: Open
Location: 200 W Washington St Phoenix, AZ 85003-1611
Objective: Provide decent affordable housing
Outcome: Affordability
Matrix Code: Other Public Services Not Listed in 05A-05Y, 03T (05Z)
National Objective: LMC

Activity to prevent, prepare for, and respond to Coronavirus: No

Initial Funding Date: 11/21/2022

Description:

The Family Self-Sufficiency Program (FSS) is operated by the Housing Department. The FSS Program is designed to identify and remove barriers leading toward self-sufficiency for families currently living in Section 8 and conventional housing, as mandated by the National Affordable Housing Act of 1990. FSS uses intensive case management over a five-year period to help clients achieve their goals.

Financing

	Fund Type	Grant Year	Grant	Funded Amount	Drawn In Program Year	Drawn Thru Program Year
CDBG	EN	2022	B22MC040502	\$491,610.00	\$491,609.99	\$491,609.99
Total	Total			\$491,610.00	\$491,609.99	\$491,609.99

Proposed Accomplishments

People (General) : 100

Actual Accomplishments

Number assisted:

	Owner		Renter		Total		Person	
	Total	Hispanic	Total	Hispanic	Total	Hispanic	Total	Hispanic
White:	0	0	0	0	0	0	110	84
Black/African American:	0	0	0	0	0	0	152	1
Asian:	0	0	0	0	0	0	1	0
American Indian/Alaskan Native:	0	0	0	0	0	0	7	1
Native Hawaiian/Other Pacific Islander:	0	0	0	0	0	0	2	1
American Indian/Alaskan Native & White:	0	0	0	0	0	0	0	0
Asian White:	0	0	0	0	0	0	0	0
Black/African American & White:	0	0	0	0	0	0	0	0
American Indian/Alaskan Native & Black/African American:	0	0	0	0	0	0	0	0
Other multi-racial:	0	0	0	0	0	0	6	5
Asian/Pacific Islander:	0	0	0	0	0	0	0	0

PR03 - PHOENIX

Page: 301 of 408



U.S. Department of Housing and Urban Development
 Office of Community Planning and Development
 Integrated Disbursement and Information System
 CDBG Activity Summary Report (GPR) for Program Year 2022
 PHOENIX

Date: 08-Nov-2023
 Time: 12:51
 Page: 302

Hispanic:	0	0	0	0	0	0	0	0
Total:	0	0	0	0	0	0	278	92
Female-headed Households:	0	0	0	0	0	0	0	0
<i>Income Category:</i>								
	Owner	Renter	Total	Person				
Extremely Low	0	0	0	110				
Low Mod	0	0	0	27				
Moderate	0	0	0	106				
Non Low Moderate	0	0	0	35				
Total	0	0	0	278				
Percent Low/Mod	87.4%							

Annual Accomplishments

Years	Accomplishment Narrative	# Benefiting
2022	<p>The Family Self-Sufficiency (FSS) is operated by the Housing Department. The FSS program is designed to identify and remove barriers leading toward self-sufficiency. FSS participants maintained monthly contact with caseworkers, attended FSS Quarterly meetings, and complete all financial education required by the FSS program in order to obtain escrow funds they have earned to use towards the purchase of a home. During the contract year 41 participants started attending a training/educational training program. 4 participants completed a training/educational training program. 57 participants completed a financial literacy class. 16 participants successfully completed the program, and 6 participants purchased a home.</p> <p>During the contract year, 278 participants were served.</p>	



U.S. Department of Housing and Urban Development
 Office of Community Planning and Development
 Integrated Disbursement and Information System
 CDBG Activity Summary Report (GPR) for Program Year 2022
 PHOENIX

Date: 08-Nov-2023
 Time: 12:51
 Page: 303

PGM Year: 2022
Project: 0026 - CDBG Aeroterra Homeless Youth Program - Housing Department
IDIS Activity: 4741 - AEROTERRA YOUTH PROGRAM (HOUSING)
Status: Open
Location: 200 W Washington St Phoenix, AZ 85003-1611
Objective: Create suitable living environments
Outcome: Availability/accessibility
Matrix Code: Youth Services (05D)
National Objective: LMC

Activity to prevent, prepare for, and respond to Coronavirus: No

Initial Funding Date: 11/21/2022

Description:

The Aeroterra Youth Programming supports youth whose families have been chronically homeless. Staff will develop and implement complex counseling strategies designed to assist clients in resolving problems disrupting normal family life and/or educational environment along with social and emotional well-being. Staff will conduct in-service trainings, develop treatment intervention strategies and make referrals where appropriate. Client problems relate to such areas as vandalizing, education, employment, health and substance abuse. Work involves interviewing, determining eligibility for social services, identifying problems, providing counseling, completing home visits related to client needs and providing assistance or follow-up designed to teach clients to learn to help themselves.

Financing

	Fund Type	Grant Year	Grant	Funded Amount	Drawn In Program Year	Drawn Thru Program Year
CDBG	EN	2022	B22MC040502	\$125,000.00	\$97,593.65	\$97,593.65
Total	Total			\$125,000.00	\$97,593.65	\$97,593.65

Proposed Accomplishments

People (General) : 75

Actual Accomplishments

Number assisted:

	Owner		Renter		Total		Person	
	Total	Hispanic	Total	Hispanic	Total	Hispanic	Total	Hispanic
White:	0	0	0	0	0	0	24	24
Black/African American:	0	0	0	0	0	0	35	3
Asian:	0	0	0	0	0	0	0	0
American Indian/Alaskan Native:	0	0	0	0	0	0	11	0
Native Hawaiian/Other Pacific Islander:	0	0	0	0	0	0	0	0
American Indian/Alaskan Native & White:	0	0	0	0	0	0	0	0
Asian White:	0	0	0	0	0	0	0	0
Black/African American & White:	0	0	0	0	0	0	0	0
American Indian/Alaskan Native & Black/African American:	0	0	0	0	0	0	0	0

PR03 - PHOENIX

Page: 303 of 408



U.S. Department of Housing and Urban Development
 Office of Community Planning and Development
 Integrated Disbursement and Information System
 CDBG Activity Summary Report (GPR) for Program Year 2022
 PHOENIX

Date: 08-Nov-2023
 Time: 12:51
 Page: 304

Other multi-racial:	0	0	0	0	0	0	3	0
Asian/Pacific Islander:	0	0	0	0	0	0	0	0
Hispanic:	0	0	0	0	0	0	0	0
Total:	0	0	0	0	0	0	73	27

Female-headed Households: 0 0 0

Income Category:	Owner	Renter	Total	Person
Extremely Low	0	0	0	73
Low Mod	0	0	0	0
Moderate	0	0	0	0
Non Low Moderate	0	0	0	0
Total	0	0	0	73
Percent Low/Mod				100.0%

Annual Accomplishments

Years	Accomplishment Narrative	# Benefiting
2022	<p>Aeroterra Community Center provides support and resources to the residents of the Aeroterra community. During this quarter, programs offered before the COVID 19 have returned to help residents achieve self-sufficiency. Throughout the year, the agency provided support and resources to 73 PSH youth and their families in various areas, encompassing academics, behavior, nutrition, and social-emotional well-being. Despite navigating the fluctuations in participation and engagement, the agency remained committed to delivering safe and engaging programs for the youth and the community.</p> <p>During the contract year, 73 participants have been assisted.</p>	



U.S. Department of Housing and Urban Development
 Office of Community Planning and Development
 Integrated Disbursement and Information System
 CDBG Activity Summary Report (GPR) for Program Year 2022
 PHOENIX

Date: 08-Nov-2023
 Time: 12:51
 Page: 305

PGM Year: 2022
Project: 0009 - CDBG Owner Occupied Rehabilitation Program
IDIS Activity: 4744 - Owner Occupied Housing Rehab Fund 2022
Status: Open
Location: 200 W Washington St Phoenix, AZ 85003-1611
Objective: Create suitable living environments
Outcome: Availability/accessibility
Matrix Code: Rehab; Single-Unit Residential (14A) **National Objective:** LMH

Activity to prevent, prepare for, and respond to Coronavirus: No

Initial Funding Date: 11/21/2022

Description:

Owner Occupied housing rehabilitation serviced to low to moderate income residents of Phoenix.

Financing

	Fund Type	Grant Year	Grant	Funded Amount	Drawn In Program Year	Drawn Thru Program Year
CDBG	EN	2022	B22MC040502	\$1,743,532.67	\$851,071.88	\$851,071.88
Total	Total			\$1,743,532.67	\$851,071.88	\$851,071.88

Proposed Accomplishments

Actual Accomplishments

Number assisted:

	Owner		Renter		Total		Person	
	Total	Hispanic	Total	Hispanic	Total	Hispanic	Total	Hispanic
White:	25	14	0	0	25	14	0	0
Black/African American:	4	0	0	0	4	0	0	0
Asian:	0	0	0	0	0	0	0	0
American Indian/Alaskan Native:	1	0	0	0	1	0	0	0
Native Hawaiian/Other Pacific Islander:	0	0	0	0	0	0	0	0
American Indian/Alaskan Native & White:	0	0	0	0	0	0	0	0
Asian White:	0	0	0	0	0	0	0	0
Black/African American & White:	0	0	0	0	0	0	0	0
American Indian/Alaskan Native & Black/African American:	0	0	0	0	0	0	0	0
Other multi-racial:	3	0	0	0	3	0	0	0
Asian/Pacific Islander:	0	0	0	0	0	0	0	0
Hispanic:	0	0	0	0	0	0	0	0
Total:	33	14	0	0	33	14	0	0
Female-headed Households:	0		0		0			

PR03 - PHOENIX

Page: 305 of 408



U.S. Department of Housing and Urban Development
 Office of Community Planning and Development
 Integrated Disbursement and Information System
 CDBG Activity Summary Report (GPR) for Program Year 2022
 PHOENIX

Date: 08-Nov-2023
 Time: 12:51
 Page: 306

Income Category:	Owner	Renter	Total	Person
Extremely Low	18	0	18	0
Low Mod	10	0	10	0
Moderate	5	0	5	0
Non Low Moderate	0	0	0	0
Total	33	0	33	0
Percent Low/Mod	100.0%		100.0%	

Annual Accomplishments

Years	Accomplishment Narrative	# Benefiting
2022	<p>The Housing Rehabilitation Section exceeded our Owner-Occupied Housing Repair (OOHR)/ Emergency Home Repair (EHR) goals for FY 2022-23, expending our full CDBG allocation for this program and increasing the number of households served. This was accomplished through the hiring of three new Housing Rehabilitation Specialists, and two Project Managers covering the OOHR programs and Rental Rehabilitation. The Hardship Assistance Program (HAP) did not meet our goals for number of households due to delays incurred in qualifying these cases due to the Community Outreach Supervisor position being vacant for most of the year.</p> <p>Owner-Occupied Housing Rehabilitation Completions</p> <p>33 Owner-Occupied Housing Rehabilitation (OOHR) projects were completed for:</p> <ul style="list-style-type: none"> o 21 households served had a Female Head of Household o 25 households included at least one elderly person o 16 households contained at least one handicapped person o 18 households were Extremely low-income (30% AMI or Less) o 10 households served were Low-income (31 to 50% AMI) o 5 households served were Moderate-income (51 to 80% AMI) <p>One standout case that was completed in FY 2022-23 was the Moore case at 3102 N 80th Lane:</p> <p>NSD invested \$79,988.56 in Community Development Block Grant (CDBG) funding in an Emergency Home Repair project that was completed in Council District 5 in June 2023. The contractor, Vizcom Contracting, LLC, improved the exterior of the home with installation of new windows, doors, paint and roofing. It looked like a new home built in an existing neighborhood. The interior of the home was also transformed including a brand-new bathroom, new electrical, new plumbing and DHW was brought up to code.</p>	



U.S. Department of Housing and Urban Development
 Office of Community Planning and Development
 Integrated Disbursement and Information System
 CDBG Activity Summary Report (GPR) for Program Year 2022
 PHOENIX

Date: 08-Nov-2023
 Time: 12:51
 Page: 307

PGM Year: 2022
Project: 0010 - CDBG Hardship Assistance Program
IDIS Activity: 4746 - 2022 Hardship Assistance Program

Status: Open
Location: 2430 E Meadowbrook Ave Phoenix, AZ 85016-4951
Objective: Create suitable living environments
Outcome: Availability/accessibility
Matrix Code: Rehab; Single-Unit Residential (14A) **National Objective:** LMH

Activity to prevent, prepare for, and respond to Coronavirus: No

Initial Funding Date: 11/22/2022

Description:

Hardship Assistance Program (HAP), a citywide program, provides assistance to low- and moderate-income eligible Phoenix homeowners to correct exterior code violations (in the form of grants or loans) who have received a Neighborhood Preservation and Zoning Ordinance violation.

Financing

	Fund Type	Grant Year	Grant	Funded Amount	Drawn In Program Year	Drawn Thru Program Year
CDBG	EN	2022	B22MC040502	\$401,401.00	\$32,556.63	\$32,556.63
Total	Total			\$401,401.00	\$32,556.63	\$32,556.63

Proposed Accomplishments

Housing Units : 15

Actual Accomplishments

Number assisted:

	Owner		Renter		Total		Person	
	Total	Hispanic	Total	Hispanic	Total	Hispanic	Total	Hispanic
White:	4	1	0	0	4	1	0	0
Black/African American:	0	0	0	0	0	0	0	0
Asian:	0	0	0	0	0	0	0	0
American Indian/Alaskan Native:	0	0	0	0	0	0	0	0
Native Hawaiian/Other Pacific Islander:	0	0	0	0	0	0	0	0
American Indian/Alaskan Native & White:	0	0	0	0	0	0	0	0
Asian White:	0	0	0	0	0	0	0	0
Black/African American & White:	0	0	0	0	0	0	0	0
American Indian/Alaskan Native & Black/African American:	0	0	0	0	0	0	0	0
Other multi-racial:	0	0	0	0	0	0	0	0
Asian/Pacific Islander:	0	0	0	0	0	0	0	0
Hispanic:	0	0	0	0	0	0	0	0

PR03 - PHOENIX

Page: 307 of 408



U.S. Department of Housing and Urban Development
 Office of Community Planning and Development
 Integrated Disbursement and Information System
 CDBG Activity Summary Report (GPR) for Program Year 2022
 PHOENIX

Date: 08-Nov-2023
 Time: 12:51
 Page: 308

Total:									
			4	1	0	0	4	1	0
Female-headed Households:			1		0		1		0
<i>Income Category:</i>									
	Owner	Renter	Total		Person				
Extremely Low	1	0	1		0				
Low Mod	3	0	3		0				
Moderate	0	0	0		0				
Non Low Moderate	0	0	0		0				
Total	4	0	4		0				
Percent Low/Mod	100.0%				100.0%				

Annual Accomplishments

Years	Accomplishment Narrative	# Benefiting
2022	The Hardship Assistance Program (HAP) did not meet our goals for number of households due to delays incurred in qualifying these cases due to the Community Outreach Supervisor position being vacant for most of the year. We did not perform as much outreach or canvassing related to the OCHR/HAP program due again to the vacancy of the Community Outreach Supervisor position, which leads these efforts. However, we did execute an online household assessment form in both English and Spanish which is located on the city website, where residents can submit inquiries for assistance directly. This provides the Intake team with critical information up front and allows them to process these requests for assistance more quickly. A total of 4 projects were completed during the program year.	



U.S. Department of Housing and Urban Development
 Office of Community Planning and Development
 Integrated Disbursement and Information System
 CDBG Activity Summary Report (GPR) for Program Year 2022
 PHOENIX

Date: 08-Nov-2023
 Time: 12:51
 Page: 309

PGM Year: 2022
Project: 0027 - CDBG Emergency Shelter Program for Single Women (UMOM Halle Center) - Human Services Department
IDIS Activity: 4747 - HSD CDBG Shelter Program (UMOM single women)
Status: Open
Location: 3424 E Van Buren St Phoenix, AZ 85008-6815
Objective: Create suitable living environments
Outcome: Availability/accessibility
Matrix Code: Operating Costs of Homeless/AIDS Patients Programs (03T) **National Objective:** LMC

Activity to prevent, prepare for, and respond to Coronavirus: No

Initial Funding Date: 11/28/2022

Description:

United Methodist Outreach Ministries (UMOM) operates the Halle Women's Center located at 3424 E. Van Buren, which provides emergency shelter for up to 130 single women and 17 families with children experiencing homelessness in the Maricopa region to end their homelessness through emergency shelter and stabilization services that support a pathway to permanent housing. Services include emergency shelter operations and support services, meals and snacks, clean linens and clothing, toiletries and shower facilities, secure storage for personal belongings, and client-centered case management including the development of a permanent housing plan.

Financing

	Fund Type	Grant Year	Grant	Funded Amount	Drawn In Program Year	Drawn Thru Program Year
CDBG	EN	2022	B22MC040502	\$394,000.00	\$394,000.00	\$394,000.00
Total	Total			\$394,000.00	\$394,000.00	\$394,000.00

Proposed Accomplishments

People (General) : 800

Actual Accomplishments

Number assisted:

	Owner		Renter		Total		Person	
	Total	Hispanic	Total	Hispanic	Total	Hispanic	Total	Hispanic
White:	0	0	0	0	0	0	408	179
Black/African American:	0	0	0	0	0	0	268	0
Asian:	0	0	0	0	0	0	4	0
American Indian/Alaskan Native:	0	0	0	0	0	0	18	0
Native Hawaiian/Other Pacific Islander:	0	0	0	0	0	0	2	0
American Indian/Alaskan Native & White:	0	0	0	0	0	0	0	0
Asian White:	0	0	0	0	0	0	0	0
Black/African American & White:	0	0	0	0	0	0	0	0
American Indian/Alaskan Native & Black/African American:	0	0	0	0	0	0	0	0
Other multi-racial:	0	0	0	0	0	0	49	0



U.S. Department of Housing and Urban Development
 Office of Community Planning and Development
 Integrated Disbursement and Information System
 CDBG Activity Summary Report (GPR) for Program Year 2022
 PHOENIX

Date: 08-Nov-2023
 Time: 12:51
 Page: 310

Asian/Pacific Islander:	0	0	0	0	0	0	0	0
Hispanic:	0	0	0	0	0	0	0	0
Total:	0	0	0	0	0	0	769	179

Female-headed Households: 0 0 0

Income Category:	Owner	Renter	Total	Person
Extremely Low	0	0	0	769
Low Mod	0	0	0	0
Moderate	0	0	0	0
Non Low Moderate	0	0	0	0
Total	0	0	0	769
Percent Low/Mod				100.0%

Annual Accomplishments

Years	Accomplishment Narrative	# Benefiting
2022	<p>United Methodist Outreach Ministries (UMOM) operates the Halle Women's Center located at 3424 E. Van Buren, which provides emergency shelter for up to 130 single women and 17 families with children experiencing homelessness in the Maricopa region to end their homelessness through emergency shelter and stabilization services that support a pathway to permanent housing. Services include emergency shelter operations and support services, meals and snacks, clean linens and clothing, toiletries and shower facilities, secure storage for personal belongings, and client-centered case management including the development of a permanent housing plan.</p> <p>During the contract year, 769 participants received services.</p>	



U.S. Department of Housing and Urban Development
 Office of Community Planning and Development
 Integrated Disbursement and Information System
 CDBG Activity Summary Report (GPR) for Program Year 2022
 PHOENIX

Date: 08-Nov-2023
 Time: 12:51
 Page: 311

PGM Year: 2022
Project: 0028 - CDBG Homeless Block (Justice Involved) - Human Services Department
IDIS Activity: 4748 - HSD CDBG Homeless Block SWBH
Status: Open
Location: 200 W Washington St Phoenix, AZ 85003-1611
Objective: Create suitable living environments
Outcome: Availability/accessibility
Matrix Code: Other Public Services Not Listed in 05A-05Y, 03T (05Z)
National Objective: LMC

Activity to prevent, prepare for, and respond to Coronavirus: No

Initial Funding Date: 11/28/2022

Description:

Southwest Behavioral Health supports persons experiencing homelessness who become involved in the criminal justice system, within the city of Phoenix. The intent of this service is to provide navigation and case management services to persons charged in Phoenix Municipal Court with repeat misdemeanor offenses or in Initial Appearance Court as it relates to homelessness. The Contractor shall provide three full-time navigators to work directly with the Prosecutor's Office to provide court ordered services and on-going case management support to persons experiencing homelessness within the criminal justice system. Services are not limited to Municipal and Initial Appearance Court but may also include City of Phoenix specialty court such as Mental Health and Veterans Court. The goal of this service is to proactively reduce the rate of justice involvement for crimes related to homelessness, reduce individual recidivism, and increase positive outcomes of persons experiencing homelessness.

Financing

	Fund Type	Grant Year	Grant	Funded Amount	Drawn In Program Year	Drawn Thru Program Year
CDBG	EN	2022	B22MC040502	\$152,000.00	\$135,746.69	\$135,746.69
Total	Total			\$152,000.00	\$135,746.69	\$135,746.69

Proposed Accomplishments

People (General) : 100

Actual Accomplishments

Number assisted:

	Owner		Renter		Total		Person	
	Total	Hispanic	Total	Hispanic	Total	Hispanic	Total	Hispanic
White:	0	0	0	0	0	0	105	43
Black/African American:	0	0	0	0	0	0	70	3
Asian:	0	0	0	0	0	0	1	0
American Indian/Alaskan Native:	0	0	0	0	0	0	7	0
Native Hawaiian/Other Pacific Islander:	0	0	0	0	0	0	1	0
American Indian/Alaskan Native & White:	0	0	0	0	0	0	0	0
Asian White:	0	0	0	0	0	0	0	0
Black/African American & White:	0	0	0	0	0	0	0	0

PR03 - PHOENIX

Page: 311 of 408



U.S. Department of Housing and Urban Development
 Office of Community Planning and Development
 Integrated Disbursement and Information System
 CDBG Activity Summary Report (GPR) for Program Year 2022
 PHOENIX

Date: 08-Nov-2023
 Time: 12:51
 Page: 312

American Indian/Alaskan Native & Black/African American:	0	0	0	0	0	0	0	0
Other multi-racial:	0	0	0	0	0	0	0	0
Asian/Pacific Islander:	0	0	0	0	0	0	0	0
Hispanic:	0	0	0	0	0	0	0	0
Total:	0	0	0	0	0	0	184	46

Female-headed Households: 0 0 0

Income Category:	Owner	Renter	Total	Person
Extremely Low	0	0	0	184
Low Mod	0	0	0	0
Moderate	0	0	0	0
Non Low Moderate	0	0	0	0
Total	0	0	0	184
Percent Low/Mod				100.0%

Annual Accomplishments

Years	Accomplishment Narrative	# Benefiting
2022	<p>Southwest Behavioral Health supports persons experiencing homelessness who become involved in the criminal justice system, within the city of Phoenix. The Court Liaison Program provides Navigation and Wrap Around Services for Persons Experiencing Homelessness. The Court Liaison Program is a Strategic Intervention Based Diversion Program injected into the Court process that looks at offering effective treatment options based on the individual case specific need in place of costly incarceration. The expected outcome is a significant reduction in recidivism in the known population of repeat offenders of petty crimes. The profile of persons to receive services are homeless by HUD definition experiencing case complex Behavioral and Physical Health disabilities and can benefit from engagement or re-engagement in treatment services. The Project is a collaboration between the City of Phoenix, Municipal and Specialty Courts, and SBH.</p> <p>During the contract year, SWBH has provided services to 184 participants.</p>	



U.S. Department of Housing and Urban Development
 Office of Community Planning and Development
 Integrated Disbursement and Information System
 CDBG Activity Summary Report (GPR) for Program Year 2022
 PHOENIX

Date: 08-Nov-2023
 Time: 12:51
 Page: 313

PGM Year: 2022
Project: 0029 - CDBG Phoenix Starfish Place - Human Services Department
IDIS Activity: 4749 - HSD CDBG Phoenix Starfish Place
Status: Open
Location: 200 W Washington St Phoenix, AZ 85003-1611
Objective: Create suitable living environments
Outcome: Availability/accessibility
Matrix Code: Operating Costs of Homeless/AIDS Patients Programs (03T)
National Objective: LMC

Activity to prevent, prepare for, and respond to Coronavirus: No

Initial Funding Date: 11/28/2022

Description:

Phoenix Starfish Place provides permanent supportive housing for 15 households of victims of sex trafficking. Residents receive a housing voucher or other designated federal, state, or local assistance to subsidize the monthly rental fee, contributing no more than thirty percent of their income towards rent. Two full-time case managers provide trauma informed case management and support services onsite to resident households. Eligible households will be referred through the Phoenix Starfish Place Advisory Group or its designee and approved for housing by the City of Phoenix Housing Department and property management company. Additional services coordinated by Arizona State University (ASU) and provided by a variety of community-based provider agencies will also be available to resident households onsite.

Financing

	Fund Type	Grant Year	Grant	Funded Amount	Drawn In Program Year	Drawn Thru Program Year
CDBG	EN	2022	B22MC040502	\$150,000.00	\$123,518.42	\$123,518.42
Total	Total			\$150,000.00	\$123,518.42	\$123,518.42

Proposed Accomplishments

People (General) : 43

Actual Accomplishments

Number assisted:

	Owner		Renter		Total		Person	
	Total	Hispanic	Total	Hispanic	Total	Hispanic	Total	Hispanic
White:	0	0	0	0	0	0	18	10
Black/African American:	0	0	0	0	0	0	18	0
Asian:	0	0	0	0	0	0	0	0
American Indian/Alaskan Native:	0	0	0	0	0	0	0	0
Native Hawaiian/Other Pacific Islander:	0	0	0	0	0	0	0	0
American Indian/Alaskan Native & White:	0	0	0	0	0	0	2	0
Asian White:	0	0	0	0	0	0	0	0
Black/African American & White:	0	0	0	0	0	0	3	0
American Indian/Alaskan Native & Black/African American:	0	0	0	0	0	0	0	0

PR03 - PHOENIX

Page: 313 of 408



U.S. Department of Housing and Urban Development
 Office of Community Planning and Development
 Integrated Disbursement and Information System
 CDBG Activity Summary Report (GPR) for Program Year 2022
 PHOENIX

Date: 08-Nov-2023
 Time: 12:51
 Page: 314

Other multi-racial:	0	0	0	0	0	0	1	0
Asian/Pacific Islander:	0	0	0	0	0	0	0	0
Hispanic:	0	0	0	0	0	0	0	0
Total:	0	0	0	0	0	0	42	10
Female-headed Households:	0	0	0	0	0	0	0	0

Income Category:	Owner	Renter	Total	Person
Extremely Low	0	0	0	42
Low Mod	0	0	0	0
Moderate	0	0	0	0
Non Low Moderate	0	0	0	0
Total	0	0	0	42
Percent Low/Mod				100.0%

Annual Accomplishments

Years	Accomplishment Narrative	# Benefiting
2022	<p>Phoenix Starfish Place provides permanent supportive housing for 15 households of victims of sex trafficking. Residents receive a housing voucher or other designated federal, state, or local assistance to subsidize the monthly rental fee, contributing no more than thirty percent of their income towards rent. Two full-time case managers provide trauma informed case management and support services onsite to resident households. Eligible households will be referred through the Phoenix Starfish Place Advisory Group or its designee and approved for housing by the City of Phoenix Housing Department and property management company. Additional services coordinated by Arizona State University (ASU) and provided by a variety of community-based provider agencies will also be available to resident households onsite.</p> <p>During the contract year, 42 participants received services.</p>	



U.S. Department of Housing and Urban Development
 Office of Community Planning and Development
 Integrated Disbursement and Information System
 CDBG Activity Summary Report (GPR) for Program Year 2022
 PHOENIX

Date: 08-Nov-2023
 Time: 12:51
 Page: 315

PGM Year: 2022
Project: 0030 - CDBG Homeless Street Outreach (Navigators) - Human Services Department
IDIS Activity: 4750 - HSD CDBG Homeless Street Outreach Navigators-CBI
Status: Open
Location: 200 W Washington St Phoenix, AZ 85003-1611
Objective: Create suitable living environments
Outcome: Availability/accessibility
Matrix Code: Other Public Services Not Listed in 05A-05Y, 03T (05Z)
National Objective: LMC

Activity to prevent, prepare for, and respond to Coronavirus: No

Initial Funding Date: 11/28/2022

Description:

CDBG will fund 2 full time navigators who will locate, identify, and engage persons experiencing homelessness in prioritized locations in Phoenix.

Financing

	Fund Type	Grant Year	Grant	Funded Amount	Drawn In Program Year	Drawn Thru Program Year
CDBG	EN	2022	B22MC040502	\$325,000.00	\$325,000.00	\$325,000.00
Total	Total			\$325,000.00	\$325,000.00	\$325,000.00

Proposed Accomplishments

People (General) : 1,500

Actual Accomplishments

Number assisted:

	Owner		Renter		Total		Person	
	Total	Hispanic	Total	Hispanic	Total	Hispanic	Total	Hispanic
White:	0	0	0	0	0	0	1,331	434
Black/African American:	0	0	0	0	0	0	406	16
Asian:	0	0	0	0	0	0	7	2
American Indian/Alaskan Native:	0	0	0	0	0	0	122	22
Native Hawaiian/Other Pacific Islander:	0	0	0	0	0	0	12	5
American Indian/Alaskan Native & White:	0	0	0	0	0	0	16	10
Asian White:	0	0	0	0	0	0	3	1
Black/African American & White:	0	0	0	0	0	0	14	0
American Indian/Alaskan Native & Black/African American:	0	0	0	0	0	0	12	1
Other multi-racial:	0	0	0	0	0	0	4	2
Asian/Pacific Islander:	0	0	0	0	0	0	0	0
Hispanic:	0	0	0	0	0	0	0	0
Total:	0	0	0	0	0	0	1,927	493

PR03 - PHOENIX

Page: 315 of 408



U.S. Department of Housing and Urban Development
 Office of Community Planning and Development
 Integrated Disbursement and Information System
 CDBG Activity Summary Report (GPR) for Program Year 2022
 PHOENIX

Date: 08-Nov-2023
 Time: 12:51
 Page: 316

Female-headed Households:			0	0	0
Income Category:	Owner	Renter	Total	Person	
Extremely Low	0	0	0	1,927	
Low Mod	0	0	0	0	
Moderate	0	0	0	0	
Non Low Moderate	0	0	0	0	
Total	0	0	0	1,927	
Percent Low/Mod				100.0%	

Annual Accomplishments

Years	Accomplishment Narrative	# Benefiting
2022	<p>CDBG will fund 2 full time navigators who will locate, identify, and engage persons experiencing homelessness in prioritized locations in Phoenix. Since July 1st, 2022, the Outreach program has served a total of 1927 New unduplicated individuals. Of the 1927 New individuals contacted, 39% of those were engaged totaling 755 individuals that were newly engaged in the year 22-23 Fiscal Year.</p> <p>Since July 1st, 2022, a total 570 positive exits have been established with clients receiving services from the Phoenix Outreach Team. 28 were exited to Permanent housing, 424 to temporary housing or Emergency Shelter, and 118 to health facilities such as Detox, psychiatric, and substance use facilities. With the grant year ending 22% of the total exits were to a positive destination which is 73% of the annual goal.</p> <p>During the contract year, 1927 participants have been assisted through the program.</p>	



U.S. Department of Housing and Urban Development
 Office of Community Planning and Development
 Integrated Disbursement and Information System
 CDBG Activity Summary Report (GPR) for Program Year 2022
 PHOENIX

Date: 08-Nov-2023
 Time: 12:51
 Page: 317

PGM Year: 2022
Project: 0031 - CDBG Landlord Tenant Education & Mediation (staff) - Human Services Department
IDIS Activity: 4751 - HSD CDBG Landlord Tenant Education and Mediation
Status: Open
Location: 200 W Washington St Phoenix, AZ 85003-1611
Objective: Create suitable living environments
Outcome: Availability/accessibility
Matrix Code: Tenant/Landlord Counseling (05K) **National Objective:** LMC

Activity to prevent, prepare for, and respond to Coronavirus: No

Initial Funding Date: 11/28/2022

Description:

The Landlord and Tenant Program provides education and counseling to tenants and landlords via the telephone, e-mails and face to face sessions and also conducts regular educational sessions/workshops on the Arizona Residential Landlord and Tenant Act and the Arizona Mobile Home Act. Housing Counselors partner with Crime Free Police Officers, other NSD divisions, other city departments, and non-profit organizations to provide presentations and information as it relates to the state statute.

Financing

	Fund Type	Grant Year	Grant	Funded Amount	Drawn In Program Year	Drawn Thru Program Year
CDBG	EN	2022	B22MC040502	\$215,908.50	\$175,595.46	\$175,595.46
Total	Total			\$215,908.50	\$175,595.46	\$175,595.46

Proposed Accomplishments

People (General) : 1,500

Actual Accomplishments

Number assisted:

	Owner		Renter		Total		Person	
	Total	Hispanic	Total	Hispanic	Total	Hispanic	Total	Hispanic
White:	0	0	0	0	0	0	673	371
Black/African American:	0	0	0	0	0	0	293	1
Asian:	0	0	0	0	0	0	9	0
American Indian/Alaskan Native:	0	0	0	0	0	0	13	1
Native Hawaiian/Other Pacific Islander:	0	0	0	0	0	0	12	0
American Indian/Alaskan Native & White:	0	0	0	0	0	0	0	0
Asian White:	0	0	0	0	0	0	0	0
Black/African American & White:	0	0	0	0	0	0	0	0
American Indian/Alaskan Native & Black/African American:	0	0	0	0	0	0	0	0
Other multi-racial:	0	0	0	0	0	0	205	21
Asian/Pacific Islander:	0	0	0	0	0	0	0	0

PR03 - PHOENIX

Page: 317 of 408



U.S. Department of Housing and Urban Development
 Office of Community Planning and Development
 Integrated Disbursement and Information System
 CDBG Activity Summary Report (GPR) for Program Year 2022
 PHOENIX

Date: 08-Nov-2023
 Time: 12:51
 Page: 318

Hispanic:	0	0	0	0	0	0	0	0
Total:	0	0	0	0	0	0	1,205	394
Female-headed Households:	0	0	0	0	0	0	0	0
<i>Income Category:</i>								
	Owner	Renter	Total	Person				
Extremely Low	0	0	0	846				
Low Mod	0	0	0	211				
Moderate	0	0	0	148				
Non Low Moderate	0	0	0	0				
Total	0	0	0	1,205				
Percent Low/Mod	100.0%							

Annual Accomplishments

Years	Accomplishment Narrative	# Benefiting
2022	<p>The Landlord and Tenant Program provides education and counseling to tenants and landlords via the telephone, e-mails and face to face sessions and also conducts regular educational sessions/workshops on the Arizona Residential Landlord and Tenant Act and the Arizona Mobile Home Act. Housing Counselors partner with Crime Free Police Officers, other NSD divisions, other city departments, and non-profit organizations to provide presentations and information as it relates to the state statute.</p> <p>During the contract year, 1205 participants were assisted.</p>	



U.S. Department of Housing and Urban Development
 Office of Community Planning and Development
 Integrated Disbursement and Information System
 CDBG Activity Summary Report (GPR) for Program Year 2022
 PHOENIX

Date: 08-Nov-2023
 Time: 12:51
 Page: 319

PGM Year:	2022		
Project:	0003 - CDBG Neighborhood Enhancement and Infrastructure Program		
IDIS Activity:	4752 - Wilson Elementary Playground Turf		
Status:	Open	Objective:	Create suitable living environments
Location:	2929 E Fillmore St Phoenix, AZ 85008-6159	Outcome:	Availability/accessibility
		Matrix Code:	Parks, Recreational Facilities (03F)
		National Objective:	LMA

Activity to prevent, prepare for, and respond to Coronavirus: No

Initial Funding Date: 12/08/2022

Description:

Wilson Elementary School District #7 applied for funds to replace the playground surfacing through the Neighborhood Enhancement Program. The project will remove the existing surfaces and install new synthetic turf and rubber surfaces. The playground directly supports the children attending the public school and, due to a lack of City operated play areas in the neighborhood, the playground also supports the local area by providing a play area outside of regular school hours. The project will support neighborhood by providing improved access to the playground.

Financing

	Fund Type	Grant Year	Grant	Funded Amount	Drawn In Program Year	Drawn Thru Program Year
CDBG	EN	2018	B18MC040502	\$202,041.49	\$1,912.96	\$1,912.99
Total	Total			\$202,041.49	\$1,912.96	\$1,912.99

Proposed Accomplishments

Public Facilities : 1
 Total Population in Service Area: 19,170
 Census Tract Percent Low / Mod: 81.64

Annual Accomplishments

Years	Accomplishment Narrative	# Benefiting
2022	The project was completed in April of 2023. The new synthetic turf and rubber surfaces supports the children attending the public school and, due to a lack of City operated play areas in the neighborhood, the local area by providing a play area outside of regular school hours. The project provide a safer place to play to 19,170 residents in the area.	



U.S. Department of Housing and Urban Development
 Office of Community Planning and Development
 Integrated Disbursement and Information System
 CDBG Activity Summary Report (GPR) for Program Year 2022
 PHOENIX

Date: 08-Nov-2023
 Time: 12:51
 Page: 320

PGM Year: 2022
Project: 0032 - CDBG Landlord Tenant Emergency Assistance - Human Services Department
IDIS Activity: 4753 - HSD CDBG Landlord Tenant Emergency Assistance

Status: Open
Location: 200 W Washington St Phoenix, AZ 85003-1611
Objective: Create suitable living environments
Outcome: Availability/accessibility
Matrix Code: Subsistence Payment (05Q)
National Objective: LMC

Activity to prevent, prepare for, and respond to Coronavirus: No

Initial Funding Date: 12/08/2022

Description:

CDBG funds will provide emergency one-time tenant assistance in the form of rent deposits, utility deposits, first month's rent and other assistance for individuals facing homelessness as a direct result of code enforcement for imminent hazards or other actions.

Financing

	Fund Type	Grant Year	Grant	Funded Amount	Drawn In Program Year	Drawn Thru Program Year
CDBG	EN	2022	B22MC040502	\$30,000.00	\$3,379.88	\$3,379.88
Total	Total			\$30,000.00	\$3,379.88	\$3,379.88

Proposed Accomplishments

People (General) : 5

Actual Accomplishments

Number assisted:

	Owner		Renter		Total		Person	
	Total	Hispanic	Total	Hispanic	Total	Hispanic	Total	Hispanic
White:	0	0	0	0	0	0	0	0
Black/African American:	0	0	0	0	0	0	0	0
Asian:	0	0	0	0	0	0	0	0
American Indian/Alaskan Native:	0	0	0	0	0	0	0	0
Native Hawaiian/Other Pacific Islander:	0	0	0	0	0	0	0	0
American Indian/Alaskan Native & White:	0	0	0	0	0	0	0	0
Asian White:	0	0	0	0	0	0	0	0
Black/African American & White:	0	0	0	0	0	0	0	0
American Indian/Alaskan Native & Black/African American:	0	0	0	0	0	0	0	0
Other multi-racial:	0	0	0	0	0	0	5	0
Asian/Pacific Islander:	0	0	0	0	0	0	0	0
Hispanic:	0	0	0	0	0	0	0	0



U.S. Department of Housing and Urban Development
 Office of Community Planning and Development
 Integrated Disbursement and Information System
 CDBG Activity Summary Report (GPR) for Program Year 2022
 PHOENIX

Date: 08-Nov-2023
 Time: 12:51
 Page: 321

Total: 0 0 0 0 0 0 5 0

Female-headed Households: 0 0 0 0

Income Category:	Owner	Renter	Total	Person
Extremely Low	0	0	0	5
Low Mod	0	0	0	0
Moderate	0	0	0	0
Non Low Moderate	0	0	0	0
Total	0	0	0	5
Percent Low/Mod				100.0%

Annual Accomplishments

Years	Accomplishment Narrative	# Benefiting
2022	CDBG funds will provide emergency one-time tenant assistance in the form of rent deposits, utility deposits, first month's rent and other assistance for individuals facing homelessness as a direct result of code enforcement for imminent hazards or other actions. During the contract year, 5 participants received services.	



U.S. Department of Housing and Urban Development
 Office of Community Planning and Development
 Integrated Disbursement and Information System
 CDBG Activity Summary Report (GPR) for Program Year 2022
 PHOENIX

Date: 08-Nov-2023
 Time: 12:51
 Page: 322

PGM Year: 2022
Project: 0017 - CDBG Management Technical Assistance (MTA) Program (Consultants and Operations)
IDIS Activity: 4754 - CDBG Management Technical Assistance Consultants
Status: Open
Location: 200 W Washington St Phoenix, AZ 85003-1611
Objective: Create economic opportunities
Outcome: Sustainability
Matrix Code: ED Technical Assistance (18B)
National Objective: LMCSV

Activity to prevent, prepare for, and respond to Coronavirus: No

Initial Funding Date: 12/08/2022

Description:

Financing

	Fund Type	Grant Year	Grant	Funded Amount	Drawn In Program Year	Drawn Thru Program Year
CDBG	EN	2022	B22MC040502	\$130,000.00	\$14,267.50	\$14,267.50
Total	Total			\$130,000.00	\$14,267.50	\$14,267.50

Proposed Accomplishments

Businesses : 32

Actual Accomplishments

Number assisted:

	Owner		Renter		Total		Person	
	Total	Hispanic	Total	Hispanic	Total	Hispanic	Total	Hispanic
White:	0	0	0	0	0	0	8	3
Black/African American:	0	0	0	0	0	0	8	0
Asian:	0	0	0	0	0	0	2	0
American Indian/Alaskan Native:	0	0	0	0	0	0	0	0
Native Hawaiian/Other Pacific Islander:	0	0	0	0	0	0	0	0
American Indian/Alaskan Native & White:	0	0	0	0	0	0	0	0
Asian White:	0	0	0	0	0	0	1	0
Black/African American & White:	0	0	0	0	0	0	0	0
American Indian/Alaskan Native & Black/African American:	0	0	0	0	0	0	0	0
Other multi-racial:	0	0	0	0	0	0	2	0
Asian/Pacific Islander:	0	0	0	0	0	0	0	0
Hispanic:	0	0	0	0	0	0	0	0
Total:	0	0	0	0	0	0	21	3



U.S. Department of Housing and Urban Development
 Office of Community Planning and Development
 Integrated Disbursement and Information System
 CDBG Activity Summary Report (GPR) for Program Year 2022
 PHOENIX

Date: 08-Nov-2023
 Time: 12:51
 Page: 323

Female-headed Households:				0	0	0
Income Category:	Owner	Renter	Total	Person		
Extremely Low	0	0	0	1		
Low Mod	0	0	0	2		
Moderate	0	0	0	10		
Non Low Moderate	0	0	0	8		
Total	0	0	0	21		
Percent Low/Mod				61.9%		

Annual Accomplishments

Years	Accomplishment Narrative	# Benefiting
2022	In FY2022-23, 21 low and moderate income small business owners were assisted with consulting services to enhance their businesses.	



U.S. Department of Housing and Urban Development
 Office of Community Planning and Development
 Integrated Disbursement and Information System
 CDBG Activity Summary Report (GPR) for Program Year 2022
 PHOENIX

Date: 08-Nov-2023
 Time: 12:51
 Page: 324

PGM Year:	2022				
Project:	0021 - CDBG Public Services Request for Proposal				
IDIS Activity:	4755 - CPLC - AFTERSCHOOL PROGRAM - PS22				
Status:	Open	Objective:	Create suitable living environments		
Location:	1112 E Buckeye Rd Phoenix, AZ 85034-4043	Outcome:	Availability/accessibility		
		Matrix Code:	Youth Services (05D)	National Objective:	LMC

Activity to prevent, prepare for, and respond to Coronavirus: No

Initial Funding Date: 12/15/2022

Description:

Chicanos Por La Causa (CPLC) will use the Community Development Block Grant for the staffing of two Youth Facilitators for the expansion of the Central Park Rec Center site. This is an expansion of an existing program. The Community and Rec Centers serves low-income neighborhoods in central, south, and west Phoenix, providing children with a safe and enriching place to be during out-of-school times. The Centers offer homework help, tutoring, hands-on STEM projects, leadership development, art, games, and sports. Children also receive healthy afterschool meals provided by St. Mary's Food Bank. Without this free programming, many working-poor families have no other option where their children receive supervised care, and the essential social-emotional, physical, and intellectual supports those children need to thrive. Funding will provide expansion of youth served and additional sports and wellness programming.

Financing

	Fund Type	Grant Year	Grant	Funded Amount	Drawn In Program Year	Drawn Thru Program Year
CDBG	EN	2022	B22MC040502	\$30,000.00	\$29,999.93	\$29,999.93
Total	Total			\$30,000.00	\$29,999.93	\$29,999.93

Proposed Accomplishments

People (General) : 100

Actual Accomplishments

Number assisted:

	Owner		Renter		Total		Person	
	Total	Hispanic	Total	Hispanic	Total	Hispanic	Total	Hispanic
White:	0	0	0	0	0	0	173	143
Black/African American:	0	0	0	0	0	0	14	9
Asian:	0	0	0	0	0	0	0	0
American Indian/Alaskan Native:	0	0	0	0	0	0	0	0
Native Hawaiian/Other Pacific Islander:	0	0	0	0	0	0	0	0
American Indian/Alaskan Native & White:	0	0	0	0	0	0	0	0
Asian White:	0	0	0	0	0	0	0	0

PR03 - PHOENIX

Page: 324 of 408



U.S. Department of Housing and Urban Development
 Office of Community Planning and Development
 Integrated Disbursement and Information System
 CDBG Activity Summary Report (GPR) for Program Year 2022
 PHOENIX

Date: 08-Nov-2023
 Time: 12:51
 Page: 325

Black/African American & White:	0	0	0	0	0	0	0	0
American Indian/Alaskan Native & Black/African American:	0	0	0	0	0	0	0	0
Other multi-racial:	0	0	0	0	0	0	12	11
Asian/Pacific Islander:	0	0	0	0	0	0	0	0
Hispanic:	0	0	0	0	0	0	0	0
Total:	0	0	0	0	0	0	199	163

Female-headed Households: 0 0 0 0

Income Category:	Owner	Renter	Total	Person
Extremely Low	0	0	0	142
Low Mod	0	0	0	11
Moderate	0	0	0	11
Non Low Moderate	0	0	0	35
Total	0	0	0	199
Percent Low/Mod				82.4%

Annual Accomplishments

Years	Accomplishment Narrative	# Benefiting
2022	<p>Chicanos Por La Causa (CPLC) will use the Community Development Block Grant for the staffing of two Youth Facilitators for the expansion of the Central Park Rec Center site. This is an expansion of an existing program. The Community and Rec Centers serves low-income neighborhoods in central, south, and west Phoenix, providing children with a safe and enriching place to be during out-of-school times. The Centers offer homework help, tutoring, hands-on STEM projects, leadership development, art, games, and sports. Children also receive healthy afterschool meals provided by St. Mary's Food Bank. Without this free programming, many working-poor families have no other option where their children receive supervised care, and the essential social-emotional, physical, and intellectual supports those children need to thrive. Funding will provide expansion of youth served and additional sports and wellness programming.</p> <p>As of December 31, 2022 199 participants have been served through CPLC.</p>	



U.S. Department of Housing and Urban Development
 Office of Community Planning and Development
 Integrated Disbursement and Information System
 CDBG Activity Summary Report (GPR) for Program Year 2022
 PHOENIX

Date: 08-Nov-2023
 Time: 12:51
 Page: 326

PGM Year: 2022
Project: 0021 - CDBG Public Services Request for Proposal
IDIS Activity: 4756 - FLORENCE CRITTENTON SERVICES OF AZ PS22
Status: Open
Location: 715 W Mariposa St Phoenix, AZ 85013-2449
Objective: Provide decent affordable housing
Outcome: Affordability
Matrix Code: Youth Services (05D)
National Objective: LMC

Activity to prevent, prepare for, and respond to Coronavirus: No

Initial Funding Date: 12/15/2022

Description:

Florence Crittenton will use the Community Development Block Grant for staffing on Lead BHT, as well as commodities within indirect costs. The program will provide therapeutic residential care to female youth in need of behavioral health support. Through evidence-based practices we offer individual, group, and family therapy. Sessions include Dialectical Behavioral Therapy (DBT) skills where youth learn strategies to manage and cope with overwhelming emotions, suicidal ideation, and self-harm behaviors. Eye Movement Desensitization and Reprocessing (EMDR) Therapy is another therapeutic modality to further support the trauma youth have endured in their lives. We also utilize The Seven Challenges substance abuse model to support you who struggle with substance use and in need of harm reduction treatment. As a trauma informed program, we work diligently to ensure youth receive individualized goals and supportive services to aid in getting youth to a lower level of care, which means returning home, or entering a more independent living program.

Financing

	Fund Type	Grant Year	Grant	Funded Amount	Drawn In Program Year	Drawn Thru Program Year
CDBG	EN	2022	B22MC040502	\$30,000.00	\$30,000.00	\$30,000.00
Total	Total			\$30,000.00	\$30,000.00	\$30,000.00

Proposed Accomplishments

People (General) : 120

Actual Accomplishments

Number assisted:

	Owner		Renter		Total		Person	
	Total	Hispanic	Total	Hispanic	Total	Hispanic	Total	Hispanic
White:	0	0	0	0	0	0	34	7
Black/African American:	0	0	0	0	0	0	9	2
Asian:	0	0	0	0	0	0	0	0
American Indian/Alaskan Native:	0	0	0	0	0	0	7	1
Native Hawaiian/Other Pacific Islander:	0	0	0	0	0	0	0	0
American Indian/Alaskan Native & White:	0	0	0	0	0	0	0	0
Asian White:	0	0	0	0	0	0	0	0
Black/African American & White:	0	0	0	0	0	0	0	0

PR03 - PHOENIX

Page: 326 of 408



U.S. Department of Housing and Urban Development
 Office of Community Planning and Development
 Integrated Disbursement and Information System
 CDBG Activity Summary Report (GPR) for Program Year 2022
 PHOENIX

Date: 08-Nov-2023
 Time: 12:51
 Page: 327

American Indian/Alaskan Native & Black/African American:	0	0	0	0	0	0	0	0
Other multi-racial:	0	0	0	0	0	0	0	0
Asian/Pacific Islander:	0	0	0	0	0	0	0	0
Hispanic:	0	0	0	0	0	0	0	0
Total:	0	0	0	0	0	0	50	10

Female-headed Households: 0 0 0

Income Category:	Owner	Renter	Total	Person
Extremely Low	0	0	0	50
Low Mod	0	0	0	0
Moderate	0	0	0	0
Non Low Moderate	0	0	0	0
Total	0	0	0	50
Percent Low/Mod				100.0%

Annual Accomplishments

Years	Accomplishment Narrative	# Benefiting
2022	<p>Florence Crittenton used the Community Development Block Grant for staffing on Lead BHT, as well as commodities within indirect costs. The program provided therapeutic residential care to female youth in need of behavioral health support. Through evidence-based practices they offer individual, group, and family therapy. Sessions include Dialectical Behavioral Therapy (DBT) skills where youth learn strategies to manage and cope with overwhelming emotions, suicidal ideation, and self-harm behaviors. Eye Movement Desensitization and Reprocessing (EMDR) Therapy is another therapeutic modality to further support the trauma youth have endured in their lives. The agency also utilized The Seven Challenges substance abuse model to support youth who struggle with substance use and in need of harm reduction treatment. As a trauma informed program, they agency worked diligently to ensure youth received individualized goals and supportive services to aid in getting youth to a lower level of care, which means returning home, or entering a more independent living program.</p> <p>During the contract year, 50 participants received services.</p>	



U.S. Department of Housing and Urban Development
 Office of Community Planning and Development
 Integrated Disbursement and Information System
 CDBG Activity Summary Report (GPR) for Program Year 2022
 PHOENIX

Date: 08-Nov-2023
 Time: 12:51
 Page: 328

PGM Year: 2022
Project: 0021 - CDBG Public Services Request for Proposal
IDIS Activity: 4757 - CANCER SUPPORT COMM FOR PHX SENIORS PS22
Status: Open
Location: 360 E Palm Ln Phoenix, AZ 85004-1531
Objective: Create suitable living environments
Outcome: Availability/accessibility
Matrix Code: Senior Services (05A)
National Objective: LMC

Activity to prevent, prepare for, and respond to Coronavirus: No

Initial Funding Date: 12/16/2022

Description:

Cancer Support Community Arizona (CSCAZ) will provide inclusive, comprehensive psychosocial programs and support to seniors throughout their cancer journey. We will offer an average of 100 bilingual (English/Spanish) programs each month, including support groups, health and nutrition classes, mind/body wellness (i.e.: yoga, meditation), therapeutic arts, educational seminars, and engaging events. Additionally, to promote self-sufficiency and increase access to comprehensive, high-quality cancer care, Cancer Resource Navigators (CRNs) will serve uninsured/underinsured Phoenix seniors by addressing unmet needs such as transportation, food, and safe housing. This is crucial as it is not uncommon for housing insecurity or a lack of reliable transportation to keep low-income cancer patients from continuing or completing life-saving treatment.

Financing

	Fund Type	Grant Year	Grant	Funded Amount	Drawn In Program Year	Drawn Thru Program Year
CDBG	EN	2022	B22MC040502	\$30,000.00	\$30,000.00	\$30,000.00
Total	Total			\$30,000.00	\$30,000.00	\$30,000.00

Proposed Accomplishments

People (General) : 100

Actual Accomplishments

Number assisted:

	Owner		Renter		Total		Person	
	Total	Hispanic	Total	Hispanic	Total	Hispanic	Total	Hispanic
White:	0	0	0	0	0	0	122	60
Black/African American:	0	0	0	0	0	0	12	0
Asian:	0	0	0	0	0	0	0	0
American Indian/Alaskan Native:	0	0	0	0	0	0	0	0
Native Hawaiian/Other Pacific Islander:	0	0	0	0	0	0	1	0
American Indian/Alaskan Native & White:	0	0	0	0	0	0	0	0
Asian White:	0	0	0	0	0	0	0	0
Black/African American & White:	0	0	0	0	0	0	0	0
American Indian/Alaskan Native & Black/African American:	0	0	0	0	0	0	0	0
Other multi-racial:	0	0	0	0	0	0	5	0

PR03 - PHOENIX

Page: 328 of 408



U.S. Department of Housing and Urban Development
 Office of Community Planning and Development
 Integrated Disbursement and Information System
 CDBG Activity Summary Report (GPR) for Program Year 2022
 PHOENIX

Date: 08-Nov-2023
 Time: 12:51
 Page: 329

Asian/Pacific Islander:	0	0	0	0	0	0	0	0
Hispanic:	0	0	0	0	0	0	0	0
Total:	0	0	0	0	0	0	140	60
Female-headed Households:	0		0		0			

<i>Income Category:</i>				
	Owner	Renter	Total	Person
Extremely Low	0	0	0	0
Low Mod	0	0	0	39
Moderate	0	0	0	101
Non Low Moderate	0	0	0	0
Total	0	0	0	140
Percent Low/Mod				100.0%

Annual Accomplishments

Years	Accomplishment Narrative	# Benefiting
2022	Cancer Support Community Arizona has continued to serve participants post pandemic by offering over 1260 classes both in person and virtual. Cancer Support Community Arizona increased its services to elderly Phoenix residents by serving 140 individuals during the 22-23 GDBG grant cycle. We far exceeded our goal of serving 40 underinsured/uninsured. Thank you City of Phoenix for your support that has contributed to the continued ability to serve these participants.	



U.S. Department of Housing and Urban Development
 Office of Community Planning and Development
 Integrated Disbursement and Information System
 CDBG Activity Summary Report (GPR) for Program Year 2022
 PHOENIX

Date: 08-Nov-2023
 Time: 12:51
 Page: 330

PGM Year: 2022
Project: 0021 - CDBG Public Services Request for Proposal
IDIS Activity: 4758 - BALLET ARIZONA DANCE AZ SCH RES PS2
Status: Completed 8/15/2023 2:54:33 PM
Location: 2835 E Washington St Phoenix, AZ 85034-1513
Objective: Create suitable living environments
Outcome: Availability/accessibility
Matrix Code: Youth Services (05D) **National Objective:** LMC

Activity to prevent, prepare for, and respond to Coronavirus: No

Initial Funding Date: 12/16/2022

Description:

The Dance AZ School Residency Program is a free nine-week afterschool program facilitated by professional ballet instructors from the School of Ballet Arizona, as well as Ballet Arizona dancers. The funds will be used to pay salaries for outreach personnel, artistic teachers, dancers, and production staff. In addition, there are general operating expenses such as fingerprint clearance cards, insurance, production costs, videography, scholarships, and Ballet Arizona tickets.

Financing

	Fund Type	Grant Year	Grant	Funded Amount	Drawn In Program Year	Drawn Thru Program Year
CDBG	EN	2022	B22MC040502	\$13,959.78	\$13,959.78	\$13,959.78
Total	Total			\$13,959.78	\$13,959.78	\$13,959.78

Proposed Accomplishments

People (General) : 100

Actual Accomplishments

Number assisted:

	Owner		Renter		Total		Person	
	Total	Hispanic	Total	Hispanic	Total	Hispanic	Total	Hispanic
White:	0	0	0	0	0	0	2	0
Black/African American:	0	0	0	0	0	0	12	0
Asian:	0	0	0	0	0	0	0	0
American Indian/Alaskan Native:	0	0	0	0	0	0	0	0
Native Hawaiian/Other Pacific Islander:	0	0	0	0	0	0	1	0
American Indian/Alaskan Native & White:	0	0	0	0	0	0	0	0
Asian White:	0	0	0	0	0	0	0	0
Black/African American & White:	0	0	0	0	0	0	0	0
American Indian/Alaskan Native & Black/African American:	0	0	0	0	0	0	0	0
Other multi-racial:	0	0	0	0	0	0	87	69
Asian/Pacific Islander:	0	0	0	0	0	0	0	0



U.S. Department of Housing and Urban Development
 Office of Community Planning and Development
 Integrated Disbursement and Information System
 CDBG Activity Summary Report (GPR) for Program Year 2022
 PHOENIX

Date: 08-Nov-2023
 Time: 12:51
 Page: 331

Hispanic:	0	0	0	0	0	0	0	0
Total:	0	0	0	0	0	0	102	69
Female-headed Households:	0	0	0	0	0	0	0	0
<i>Income Category:</i>								
	Owner	Renter	Total	Person				
Extremely Low	0	0	0	0				
Low Mod	0	0	0	102				
Moderate	0	0	0	0				
Non Low Moderate	0	0	0	0				
Total	0	0	0	102				
Percent Low/Mod					100.0%			

Annual Accomplishments

Years	Accomplishment Narrative	# Benefiting
2022	<p>The Dance AZ School Residency Program is a free nine-week afterschool program facilitated by professional ballet instructors from the School of Ballet Arizona, as well as Ballet Arizona dancers. The funds will be used to pay salaries for outreach personnel, artistic teachers, dancers, and production staff. In addition, there are general operating expenses such as fingerprint clearance cards, insurance, production costs, videography, scholarships, and Ballet Arizona tickets.</p> <p>During the contract year the agency was able to serve four Title I elementary schools with five sessions of DanceAZ. During this time the agency reached 102 students and were able to introduce them to the world of ballet and help work on character building skills through movement. The funding allowed the agency to support a specialized Teaching Artist at each school during each session, equal to 110 hours of ballet education.</p> <p>During the contract year, 102 participants received services.</p>	



U.S. Department of Housing and Urban Development
 Office of Community Planning and Development
 Integrated Disbursement and Information System
 CDBG Activity Summary Report (GPR) for Program Year 2022
 PHOENIX

Date: 08-Nov-2023
 Time: 12:51
 Page: 332

PGM Year: 2022
Project: 0021 - CDBG Public Services Request for Proposal
IDIS Activity: 4759 - United States Veteran Initiative Public Service (US Vets)
Status: Completed 8/3/2023 12:00:00 AM
Location: 3400 Grand Ave Phoenix, AZ 85017-4507
Objective: Create suitable living environments
Outcome: Availability/accessibility
Matrix Code: Other Public Services Not Listed in 05A-05Y, 03T (05Z)
National Objective: LMC

Activity to prevent, prepare for, and respond to Coronavirus: No

Initial Funding Date: 12/16/2022

Description:

U.S. VETS Phoenix will expand its Supportive Services for Seniors program to 75 additional veterans. Funding from this grant will support a case manager and transportation expenses.

Financing

	Fund Type	Grant Year	Grant	Funded Amount	Drawn In Program Year	Drawn Thru Program Year
CDBG	EN	2022	B22MC040502	\$30,000.00	\$30,000.00	\$30,000.00
Total	Total			\$30,000.00	\$30,000.00	\$30,000.00

Proposed Accomplishments

People (General) : 75

Actual Accomplishments

Number assisted:

	Owner		Renter		Total		Person	
	Total	Hispanic	Total	Hispanic	Total	Hispanic	Total	Hispanic
White:	0	0	0	0	0	0	156	20
Black/African American:	0	0	0	0	0	0	62	0
Asian:	0	0	0	0	0	0	1	0
American Indian/Alaskan Native:	0	0	0	0	0	0	5	0
Native Hawaiian/Other Pacific Islander:	0	0	0	0	0	0	0	0
American Indian/Alaskan Native & White:	0	0	0	0	0	0	0	0
Asian White:	0	0	0	0	0	0	0	0
Black/African American & White:	0	0	0	0	0	0	0	0
American Indian/Alaskan Native & Black/African American:	0	0	0	0	0	0	0	0
Other multi-racial:	0	0	0	0	0	0	2	1
Asian/Pacific Islander:	0	0	0	0	0	0	0	0
Hispanic:	0	0	0	0	0	0	0	0



U.S. Department of Housing and Urban Development
 Office of Community Planning and Development
 Integrated Disbursement and Information System
 CDBG Activity Summary Report (GPR) for Program Year 2022
 PHOENIX

Date: 08-Nov-2023
 Time: 12:51
 Page: 333

Total:									226	21
Female-headed Households:									0	
<i>Income Category:</i>	Owner	Renter	Total		Person					
Extremely Low	0	0	0		146					
Low Mod	0	0	0		55					
Moderate	0	0	0		17					
Non Low Moderate	0	0	0		8					
Total	0	0	0		226					
Percent Low/Mod					96.5%					

Annual Accomplishments

Years	Accomplishment Narrative	# Benefiting
--------------	---------------------------------	---------------------

2022	<p>In May of 2022, U.S.VETS Phoenix was awarded \$30,000 to expand services to 75 additional veterans through the provision of mental health and transportation support. U.S.VETS Phoenix served 226 unique senior veterans through transitional housing, providing benefits and income coaching, transportation, and mental health support. As of discharge from the program, 176 veterans (78%) were connected to the VA to receive benefits, 91 veterans were successfully receiving SSI, and 177 had access to transportation for appointments. During this period, U.S.VETS Phoenix Case Managers conducted over 1,595 counseling sessions for senior veterans. U.S.VETS Phoenix staff worked closely with specialists from the Arizona Department of Economic Security and the Veterans Benefits Administration to provide weekly office hours on-site and assistance with benefits applications. In addition, the Peer Support Specialist, who provides guidance to veterans to achieve their highest level of independence through the coordination of activities, transportation, and peer events, provided assistance to more than 64 senior veterans in U.S.VETS Phoenix Transitional Housing programs.</p>	
------	--	--

Support from the City of Phoenix Neighborhood Services Department has enabled U.S.VETS Phoenix to extend its capacity to provide comprehensive services to seniors in its transitional housing program.



U.S. Department of Housing and Urban Development
 Office of Community Planning and Development
 Integrated Disbursement and Information System
 CDBG Activity Summary Report (GPR) for Program Year 2022
 PHOENIX

Date: 08-Nov-2023
 Time: 12:51
 Page: 334

PGM Year: 2022
Project: 0021 - CDBG Public Services Request for Proposal
IDIS Activity: 4760 - CPLC - HEALTHLY AGING PS22
Status: Open
Location: 1112 E Buckeye Rd Phoenix, AZ 85034-4043
Objective: Create suitable living environments
Outcome: Availability/accessibility
Matrix Code: Senior Services (05A) **National Objective:** LMC

Activity to prevent, prepare for, and respond to Coronavirus: No

Initial Funding Date: 12/16/2022

Description:

Chicanos Por La Causa, Inc. (CPLC) Healthy Aging Program will use the Community Development Block Grant (CDBG) to staff a program driver. CPLC Healthy Aging serves elders who reside at Casa de Primavera HUD202 apartment community as well as elders who live near casa de Primavera's Maryvale location. Healthy Aging's transportation services bring elders to and from the Casa de Primavera community to socialize at the Senior Center where they can eat a healthy meal, obtain information and health and medical benefits, and combat social isolation and depression. In addition, Healthy Aging's program driver also delivers hot, nutritious meals to homebound individuals in the Maryvale community. This service is available to elders who are unable to prepare or obtain meals for themselves during a period of need.

Financing

	Fund Type	Grant Year	Grant	Funded Amount	Drawn In Program Year	Drawn Thru Program Year
CDBG	EN	2022	B22MC040502	\$30,000.00	\$23,082.16	\$23,082.16
Total	Total			\$30,000.00	\$23,082.16	\$23,082.16

Proposed Accomplishments

People (General) : 125

Actual Accomplishments

Number assisted:

	Owner		Renter		Total		Person	
	Total	Hispanic	Total	Hispanic	Total	Hispanic	Total	Hispanic
White:	0	0	0	0	0	0	124	86
Black/African American:	0	0	0	0	0	0	12	0
Asian:	0	0	0	0	0	0	0	0
American Indian/Alaskan Native:	0	0	0	0	0	0	0	0
Native Hawaiian/Other Pacific Islander:	0	0	0	0	0	0	1	0
American Indian/Alaskan Native & White:	0	0	0	0	0	0	0	0
Asian White:	0	0	0	0	0	0	0	0
Black/African American & White:	0	0	0	0	0	0	1	0
American Indian/Alaskan Native & Black/African American:	0	0	0	0	0	0	0	0

PR03 - PHOENIX

Page: 334 of 408



U.S. Department of Housing and Urban Development
 Office of Community Planning and Development
 Integrated Disbursement and Information System
 CDBG Activity Summary Report (GPR) for Program Year 2022
 PHOENIX

Date: 08-Nov-2023
 Time: 12:51
 Page: 335

Other multi-racial:	0	0	0	0	0	0	3	0
Asian/Pacific Islander:	0	0	0	0	0	0	0	0
Hispanic:	0	0	0	0	0	0	0	0
Total:	0	0	0	0	0	0	141	86
Female-headed Households:	0	0	0	0	0	0	0	0

Income Category:	Owner	Renter	Total	Person
Extremely Low	0	0	0	134
Low Mod	0	0	0	7
Moderate	0	0	0	0
Non Low Moderate	0	0	0	0
Total	0	0	0	141
Percent Low/Mod				100.0%

Annual Accomplishments

Years	Accomplishment Narrative	# Benefiting
2022	<p>Chicanos Por La Causa, Inc. (CPLC) Healthy Aging Program used the Community Development Block Grant (CDBG) to staff a program driver. CPLC Healthy Aging serves seniors who reside at Casa de Primavera HUD/202 apartment community as well as seniors who live near casa de Primavera's Maryvale location. Healthy Aging's transportation services bring seniors to and from the Casa de Primavera community to socialize at the Senior Center where they can eat a healthy meal, obtain information and health and medical benefits, and combat social isolation and depression. In addition, Healthy Aging's program driver also delivers hot, nutritious meals to homebound individuals in the Maryvale community. This service is available to seniors who are unable to prepare or obtain meals for themselves during a period of need.</p> <p>During the contract year, 141 participants have received services through CPLC.</p>	



U.S. Department of Housing and Urban Development
 Office of Community Planning and Development
 Integrated Disbursement and Information System
 CDBG Activity Summary Report (GPR) for Program Year 2022
 PHOENIX

Date: 08-Nov-2023
 Time: 12:51
 Page: 336

PGM Year: 2022
Project: 0021 - CDBG Public Services Request for Proposal
IDIS Activity: 4761 - Child Crisis CDBG Public Service
Status: Completed 8/4/2023 12:00:00 AM
Location: 402 N 24th St Phoenix, AZ 85008-6014
Objective: Create suitable living environments
Outcome: Availability/accessibility
Matrix Code: Youth Services (05D)
National Objective: LMC

Activity to prevent, prepare for, and respond to Coronavirus: No

Initial Funding Date: 12/16/2022

Description:

Child Crisis Arizona will provide care and wrap around services for homeless young adults through the Independent Living for Foster Youth Program. Youth, ages 16- to 21-years, are part of the child welfare system and therefore considered part of a presumed qualified group. Youth are referred primarily through the Arizona Department of Child Safety or Tribal Social Services. Youth receive apartment living, meals, and a variety of services designed to help them transition into an independent adulthood. The Independent Living for Foster Youth Program can serve as many as 22 youth concurrently.

Financing

	Fund Type	Grant Year	Grant	Funded Amount	Drawn In Program Year	Drawn Thru Program Year
CDBG	EN	2022	B22MC040502	\$30,000.00	\$30,000.00	\$30,000.00
Total	Total			\$30,000.00	\$30,000.00	\$30,000.00

Proposed Accomplishments

People (General) : 30

Actual Accomplishments

Number assisted:

	Owner		Renter		Total		Person	
	Total	Hispanic	Total	Hispanic	Total	Hispanic	Total	Hispanic
White:	0	0	0	0	0	0	27	14
Black/African American:	0	0	0	0	0	0	10	0
Asian:	0	0	0	0	0	0	0	0
American Indian/Alaskan Native:	0	0	0	0	0	0	2	1
Native Hawaiian/Other Pacific Islander:	0	0	0	0	0	0	0	0
American Indian/Alaskan Native & White:	0	0	0	0	0	0	0	0
Asian White:	0	0	0	0	0	0	0	0
Black/African American & White:	0	0	0	0	0	0	1	0
American Indian/Alaskan Native & Black/African American:	0	0	0	0	0	0	0	0
Other multi-racial:	0	0	0	0	0	0	3	1



U.S. Department of Housing and Urban Development
 Office of Community Planning and Development
 Integrated Disbursement and Information System
 CDBG Activity Summary Report (GPR) for Program Year 2022
 PHOENIX

Date: 08-Nov-2023
 Time: 12:51
 Page: 337

Asian/Pacific Islander:	0	0	0	0	0	0	0	0
Hispanic:	0	0	0	0	0	0	0	0
Total:	0	0	0	0	0	0	43	16
Female-headed Households:	0		0		0			

<i>Income Category:</i>				
	Owner	Renter	Total	Person
Extremely Low	0	0	0	43
Low Mod	0	0	0	0
Moderate	0	0	0	0
Non Low Moderate	0	0	0	0
Total	0	0	0	43
Percent Low/Mod				100.0%

Annual Accomplishments

Years	Accomplishment Narrative	# Benefiting
2022	<p>At the Child Crisis Arizona Independent Living program in FY23, we served 43 youth with 5,703 nights of care. The average age of the youth was 17 years old and the program maintained an average occupancy of 80%. When Child Crisis Arizona acquired the program in mid-2021, the property needed major renovations. Child Crisis Arizona is proud to report that all 12 of the apartments have been fully remodeled to include new tile floors, fresh paint, new furniture, and spacious bathrooms. Several other renovations were completed that increased the safety and security of the facility, as well upgrading the outdoor recreation areas.</p> <p>In addition, the program staff has been instrumental in preparing youth for the next stage of their lives out of the child welfare system. As programming puts emphasis on establishing life skills, the Transitional Housing Program Manager created a special curriculum for the youth, Do It Yourself Life Skills Academy. Youth work through 12 life skills topics over 35 sessions. Those who attend all of the sessions graduate the DIY Academy and become mentors to the other youth, co-leading the sessions moving forward. Thus far, two youth have graduated and celebrated their accomplishment with a field trip of their choosing, to which they picked a local theme park.</p>	



U.S. Department of Housing and Urban Development
 Office of Community Planning and Development
 Integrated Disbursement and Information System
 CDBG Activity Summary Report (GPR) for Program Year 2022
 PHOENIX

Date: 08-Nov-2023
 Time: 12:51
 Page: 338

PGM Year: 2022
Project: 0021 - CDBG Public Services Request for Proposal
IDIS Activity: 4762 - SOUNDS ACADEMY MUSIC PROGRAM PS22
Status: Completed 8/3/2023 12:00:00 AM
Location: PO Box 44497 Phoenix, AZ 85064-4497
Objective: Create suitable living environments
Outcome: Availability/accessibility
Matrix Code: Youth Services (05D) **National Objective:** LMC

Activity to prevent, prepare for, and respond to Coronavirus: No

Initial Funding Date: 12/16/2022

Description:

SOUNDS Academy will expand our Comprehensive Music Programming during our 2022-2023 fiscal year, targeting low-income, Phoenix students who have been most impacted by the COVID-19 pandemic and distance learning academically, socially, and emotionally. By leveraging high-quality music enrichment programming, we aim to boost brain development shown to help with literacy and math learning, as well as attention and emotional control. CDBG funding will help our Comprehensive Music Programming to engage 75 additional low-income, largely minority K-12 Phoenix students in high-quality, evidence-based music instruction throughout 2022-2023.

Financing

	Fund Type	Grant Year	Grant	Funded Amount	Drawn In Program Year	Drawn Thru Program Year
CDBG	EN	2022	B22MC040502	\$20,000.00	\$20,000.00	\$20,000.00
Total	Total			\$20,000.00	\$20,000.00	\$20,000.00

Proposed Accomplishments

People (General) : 75

Actual Accomplishments

Number assisted:

	Owner		Renter		Total		Person	
	Total	Hispanic	Total	Hispanic	Total	Hispanic	Total	Hispanic
White:	0	0	0	0	0	0	61	39
Black/African American:	0	0	0	0	0	0	27	0
Asian:	0	0	0	0	0	0	42	0
American Indian/Alaskan Native:	0	0	0	0	0	0	3	0
Native Hawaiian/Other Pacific Islander:	0	0	0	0	0	0	0	0
American Indian/Alaskan Native & White:	0	0	0	0	0	0	0	0
Asian White:	0	0	0	0	0	0	0	0
Black/African American & White:	0	0	0	0	0	0	0	0
American Indian/Alaskan Native & Black/African American:	0	0	0	0	0	0	0	0
Other multi-racial:	0	0	0	0	0	0	38	0



U.S. Department of Housing and Urban Development
 Office of Community Planning and Development
 Integrated Disbursement and Information System
 CDBG Activity Summary Report (GPR) for Program Year 2022
 PHOENIX

Date: 08-Nov-2023
 Time: 12:51
 Page: 339

Asian/Pacific Islander:	0	0	0	0	0	0	0	0
Hispanic:	0	0	0	0	0	0	0	0
Total:	0	0	0	0	0	0	171	39

Female-headed Households:

0	0	0
---	---	---

Income Category:

	Owner	Renter	Total	Person
Extremely Low	0	0	0	0
Low Mod	0	0	0	127
Moderate	0	0	0	44
Non Low Moderate	0	0	0	0
Total	0	0	0	171
Percent Low/Mod				100.0%

Annual Accomplishments

Years	Accomplishment Narrative	# Benefiting
2022	<p>SOUNDS Academy would like to thank CDBG for their support of music education through SOUNDS Academy. Your support helped us to impact 171 students through our SOLO and School Program. We were also able to expose an additional 1,500+ students to live music and instruments through our Musical Access Program and Instrument Petting Zoos.</p> <p>Some of our highlights include:</p> <ul style="list-style-type: none"> -Our students performed at the Walt Disney Concert Hall in Los Angeles with YOLA (Youth Orchestra of Los Angeles, a nationally recognized ensemble) -Abraham was a featured soloist with The Phoenix Symphony -Five of our students graduate from our program to pursue degrees in aviation, dentistry, music business, music education, and nursing in college -Our Overnight Music Camp grew and students were able to concentrate on bonding, music making, and character value development for a week 	



U.S. Department of Housing and Urban Development
 Office of Community Planning and Development
 Integrated Disbursement and Information System
 CDBG Activity Summary Report (GPR) for Program Year 2022
 PHOENIX

Date: 08-Nov-2023
 Time: 12:51
 Page: 340

PGM Year: 2022
Project: 0021 - CDBG Public Services Request for Proposal
IDIS Activity: 4767 - ASSISTANCE LEAGUE PHX FY22-23
Status: Completed 11/2/2023 2:12:28 PM
Location: 9224 N 5th St Phoenix, AZ 85020-2533
Objective: Provide decent affordable housing
Outcome: Affordability
Matrix Code: Youth Services (05D)
National Objective: LMC

Activity to prevent, prepare for, and respond to Coronavirus: Yes

Initial Funding Date: 01/17/2023

Description:

Assistance League Phoenix, Operation School Bell, will continue to respond to the Coronavirus pandemic, by using CDBG-CV funding from the City of Phoenix will provide 375 children, grades K-8 at Title I schools in designated Phoenix zip codes, with wardrobe packages. Additionally, since the start of the pandemic, Assistance League Phoenix has experienced a greater demand for services with more families qualifying for the freereduced lunch program due to high housing costs and inflation.

Financing

	Fund Type	Grant Year	Grant	Funded Amount	Drawn In Program Year	Drawn Thru Program Year
CDBG	EN	2020	B20MW040502	\$30,000.00	\$30,000.00	\$30,000.00
Total	Total			\$30,000.00	\$30,000.00	\$30,000.00

Proposed Accomplishments

People (General) : 375

Actual Accomplishments

Number assisted:

	Owner		Renter		Total		Person	
	Total	Hispanic	Total	Hispanic	Total	Hispanic	Total	Hispanic
White:	0	0	0	0	0	0	4,178	3,510
Black/African American:	0	0	0	0	0	0	1,655	36
Asian:	0	0	0	0	0	0	148	20
American Indian/Alaskan Native:	0	0	0	0	0	0	190	14
Native Hawaiian/Other Pacific Islander:	0	0	0	0	0	0	36	4
American Indian/Alaskan Native & White:	0	0	0	0	0	0	66	8
Asian White:	0	0	0	0	0	0	56	3
Black/African American & White:	0	0	0	0	0	0	458	162
American Indian/Alaskan Native & Black/African American:	0	0	0	0	0	0	114	21
Other multi-racial:	0	0	0	0	0	0	3,654	2,217
Asian/Pacific Islander:	0	0	0	0	0	0	0	0

PR03 - PHOENIX

Page: 340 of 408



U.S. Department of Housing and Urban Development
 Office of Community Planning and Development
 Integrated Disbursement and Information System
 CDBG Activity Summary Report (GPR) for Program Year 2022
 PHOENIX

Date: 08-Nov-2023
 Time: 12:51
 Page: 341

Hispanic:	0	0	0	0	0	0	0	0
Total:	0	0	0	0	0	0	10,555	5,995
Female-headed Households:	0	0	0	0	0	0	0	0
<i>Income Category:</i>								
	Owner	Renter	Total	Person				
Extremely Low	0	0	0	10,547				
Low Mod	0	0	0	8				
Moderate	0	0	0	0				
Non Low Moderate	0	0	0	0				
Total	0	0	0	10,555				
Percent Low/Mod					100.0%			

Annual Accomplishments

Years	Accomplishment Narrative	# Benefiting
2022	The Operation School Bell program launched in August 2022, delivering back to school wardrobe packages for children K-8. The program year ended exceeding our goal of 11,000 children overall - by serving 12,007. 10,555 of those children reside in the City of Phoenix. This program year, the agency gathered data on number of special needs children (266) and foster children (11) served in their program.	



U.S. Department of Housing and Urban Development
 Office of Community Planning and Development
 Integrated Disbursement and Information System
 CDBG Activity Summary Report (GPR) for Program Year 2022
 PHOENIX

Date: 08-Nov-2023
 Time: 12:51
 Page: 342

PGM Year: 2022
Project: 0021 - CDBG Public Services Request for Proposal
IDIS Activity: 4768 - FUTURE FOR KIDS FY22-23
Status: Completed 7/14/2023 12:00:00 AM
Location: 1425 W Southern Ave Ste 10A Tempe, AZ 85282-4494
Objective: Create suitable living environments
Outcome: Availability/accessibility
Matrix Code: Youth Services (05D)
National Objective: LMC

Activity to prevent, prepare for, and respond to Coronavirus: Yes

Initial Funding Date: 01/17/2023

Description:

Future for Kids (FFK) will use Community Development Block Grant CARES Act (CDBG-CV) funding for staffing expenses to implement an expansion of Future for Kids 2022-2023 Discover Your Future: Out of School Enrichment After-School program as a response to academic and emotional loss due to the Coronavirus pandemic. By adding two (2) additional partner sites an additional 60 youth will be served resulting in an increase from up to 450 youth to 510 youth receiving services.

Financing

	Fund Type	Grant Year	Grant	Funded Amount	Drawn In Program Year	Drawn Thru Program Year
CDBG	EN	2020	B20MW040502	\$30,000.00	\$30,000.00	\$30,000.00
Total	Total			\$30,000.00	\$30,000.00	\$30,000.00

Proposed Accomplishments

People (General) : 300

Actual Accomplishments

Number assisted:

	Owner		Renter		Total		Person	
	Total	Hispanic	Total	Hispanic	Total	Hispanic	Total	Hispanic
White:	0	0	0	0	0	0	169	134
Black/African American:	0	0	0	0	0	0	61	0
Asian:	0	0	0	0	0	0	1	0
American Indian/Alaskan Native:	0	0	0	0	0	0	3	0
Native Hawaiian/Other Pacific Islander:	0	0	0	0	0	0	4	0
American Indian/Alaskan Native & White:	0	0	0	0	0	0	0	0
Asian White:	0	0	0	0	0	0	0	0
Black/African American & White:	0	0	0	0	0	0	0	0
American Indian/Alaskan Native & Black/African American:	0	0	0	0	0	0	0	0
Other multi-racial:	0	0	0	0	0	0	7	0
Asian/Pacific Islander:	0	0	0	0	0	0	0	0
Hispanic:	0	0	0	0	0	0	0	0

PR03 - PHOENIX

Page: 342 of 408



U.S. Department of Housing and Urban Development
 Office of Community Planning and Development
 Integrated Disbursement and Information System
 CDBG Activity Summary Report (GPR) for Program Year 2022
 PHOENIX

Date: 08-Nov-2023
 Time: 12:51
 Page: 343

Total:									245	134
Female-headed Households:									0	
<i>Income Category:</i>	Owner	Renter	Total		Person					
Extremely Low	0	0	0		14					
Low Mod	0	0	0		31					
Moderate	0	0	0		192					
Non Low Moderate	0	0	0		8					
Total	0	0	0		245					
Percent Low/Mod					96.7%					

Annual Accomplishments

Years	Accomplishment Narrative	# Benefiting
2022	<p>As of July 11, 2023, Future for KIDS had another very successful year and has continued to increase the number of children we serve year after year. This year we made numerous improvements to the program that include a revision to our curriculum in order to make it higher quality and easier to understand for our volunteer mentors and students. We also revised the method we use to collect data by rewording the questions to make it easier to understand for the students which resulted in better overall scores than previous years. We experienced an increase in student and volunteer attendance which can be attributed to our improved curriculum, communication and training.</p> <p>As of December 31, 2022, Future for Kids has assisted a total of 245 through the Discover your Future program. The program outcomes that have resulted include increased resilience, persistence, positive mentor relationships, expanded academic horizons through building the youth self-efficacy.</p> <p>As of year-end program reporting, Future for Kids assisted a total of 245 children in the "Discover Your Future" program.</p>	



U.S. Department of Housing and Urban Development
 Office of Community Planning and Development
 Integrated Disbursement and Information System
 CDBG Activity Summary Report (GPR) for Program Year 2022
 PHOENIX

Date: 08-Nov-2023
 Time: 12:51
 Page: 344

PGM Year: 2022
Project: 0021 - CDBG Public Services Request for Proposal
IDIS Activity: 4769 - HOMELESS YOUTH CONNECTION FY22-23

Status: Completed 8/15/2023 12:00:00 AM
Location: 9950 W Van Buren St Ste 114 Avondale, AZ 85323-5317
Objective: Create suitable living environments
Outcome: Availability/accessibility
Matrix Code: Youth Services (05D) **National Objective:** LMC

Activity to prevent, prepare for, and respond to Coronavirus: Yes

Initial Funding Date: 01/17/2023

Description:

Homeless Youth Connection (HYC) will utilize CDBG-CV funding awarded to support the Empowering Youth for the Future (EYFTF) program. The impact of the COVID pandemic, specifically with regard to remote learning, mental health issues, rental evictions, and lack of affordable housing, has significantly factored into the stability of the youth HYCHYC experienced a greater demand and need for comprehensive case management since the COVID pandemic. The percentage of youth requiring this level of case management increased to nearly 70%. CDBG-CV funding will allow HYC to hire an additional staff to provide services relative to increased demand.

Financing

	Fund Type	Grant Year	Grant	Funded Amount	Drawn In Program Year	Drawn Thru Program Year
CDBG	EN	2020	B20MW040502	\$30,000.00	\$30,000.00	\$30,000.00
Total	Total			\$30,000.00	\$30,000.00	\$30,000.00

Proposed Accomplishments

People (General) : 300

Actual Accomplishments

Number assisted:

	Owner		Renter		Total		Person	
	Total	Hispanic	Total	Hispanic	Total	Hispanic	Total	Hispanic
White:	0	0	0	0	0	0	147	101
Black/African American:	0	0	0	0	0	0	107	13
Asian:	0	0	0	0	0	0	6	0
American Indian/Alaskan Native:	0	0	0	0	0	0	6	1
Native Hawaiian/Other Pacific Islander:	0	0	0	0	0	0	2	1
American Indian/Alaskan Native & White:	0	0	0	0	0	0	1	1
Asian White:	0	0	0	0	0	0	1	0
Black/African American & White:	0	0	0	0	0	0	0	0
American Indian/Alaskan Native & Black/African American:	0	0	0	0	0	0	0	0
Other multi-racial:	0	0	0	0	0	0	23	22



U.S. Department of Housing and Urban Development
 Office of Community Planning and Development
 Integrated Disbursement and Information System
 CDBG Activity Summary Report (GPR) for Program Year 2022
 PHOENIX

Date: 08-Nov-2023
 Time: 12:51
 Page: 345

Asian/Pacific Islander:	0	0	0	0	0	0	0	0
Hispanic:	0	0	0	0	0	0	0	0
Total:	0	0	0	0	0	0	293	139
Female-headed Households:	0		0		0			

<i>Income Category:</i>				
	Owner	Renter	Total	Person
Extremely Low	0	0	0	293
Low Mod	0	0	0	0
Moderate	0	0	0	0
Non Low Moderate	0	0	0	0
Total	0	0	0	293
Percent Low/Mod				100.0%

Annual Accomplishments

Years	Accomplishment Narrative	# Benefiting
2022	As of the end of program year June 30, 2023 Homeless Youth program "Empowering Youth for the Future" assisted a total of 293 youth. The youth were assisted with basic needs provided by a youth coach. The coaches also worked with the youth to ensure the youth have enough credits to graduate high school. Additionally, the high school seniors worked with their youth coach to create a plan for the future and set goals to achieve that plan.	



U.S. Department of Housing and Urban Development
 Office of Community Planning and Development
 Integrated Disbursement and Information System
 CDBG Activity Summary Report (GPR) for Program Year 2022
 PHOENIX

Date: 08-Nov-2023
 Time: 12:51
 Page: 346

PGM Year: 2022
Project: 0021 - CDBG Public Services Request for Proposal
IDIS Activity: 4770 - BOYS & GIRLS CLUBS FY22-23

Status: Completed 8/15/2023 12:00:00 AM
Location: 4309 E Belleview St Bldg 14 Phoenix, AZ 85008-5409
Objective: Create suitable living environments
Outcome: Availability/accessibility
Matrix Code: Youth Services (05D) **National Objective:** LMC

Activity to prevent, prepare for, and respond to Coronavirus: Yes

Initial Funding Date: 01/17/2023

Description:

Boys & Girls Club of the Valley (BGCAZ) will utilize CDBG-CV funding to support the Academic Success program. The program is a response to and will address the need for academic support to 4,000 low-and moderate-income Phoenix youth who have experienced Coronavirus pandemic related learning loss.

Financing

	Fund Type	Grant Year	Grant	Funded Amount	Drawn In Program Year	Drawn Thru Program Year
CDBG	EN	2020	B20MW040502	\$30,000.00	\$30,000.00	\$30,000.00
Total	Total			\$30,000.00	\$30,000.00	\$30,000.00

Proposed Accomplishments

People (General) : 4,000

Actual Accomplishments

Number assisted:

	Owner		Renter		Total		Person	
	Total	Hispanic	Total	Hispanic	Total	Hispanic	Total	Hispanic
White:	0	0	0	0	0	0	2,123	1,508
Black/African American:	0	0	0	0	0	0	1,661	219
Asian:	0	0	0	0	0	0	42	10
American Indian/Alaskan Native:	0	0	0	0	0	0	222	120
Native Hawaiian/Other Pacific Islander:	0	0	0	0	0	0	26	9
American Indian/Alaskan Native & White:	0	0	0	0	0	0	0	0
Asian White:	0	0	0	0	0	0	0	0
Black/African American & White:	0	0	0	0	0	0	0	0
American Indian/Alaskan Native & Black/African American:	0	0	0	0	0	0	0	0
Other multi-racial:	0	0	0	0	0	0	2,541	2,178
Asian/Pacific Islander:	0	0	0	0	0	0	0	0
Hispanic:	0	0	0	0	0	0	0	0

PR03 - PHOENIX

Page: 346 of 408



U.S. Department of Housing and Urban Development
 Office of Community Planning and Development
 Integrated Disbursement and Information System
 CDBG Activity Summary Report (GPR) for Program Year 2022
 PHOENIX

Date: 08-Nov-2023
 Time: 12:51
 Page: 347

Total:			0	0	0	0	0	0	6,615	4,044
Female-headed Households:			0		0		0			
Income Category:	Owner	Renter	Total	Person						
Extremely Low	0	0	0	3,124						
Low Mod	0	0	0	1,927						
Moderate	0	0	0	1,292						
Non Low Moderate	0	0	0	272						
Total	0	0	0	6,615						
Percent Low/Mod				95.9%						

Annual Accomplishments

Years	Accomplishment Narrative	# Benefiting
2022	The Boys and Girls Club served a total of 6,615 Phoenix beneficiaries served with FY22-23 CDBG-CV Public Service funding awarded to support the Academic Success program. The program was a response to address the need for academic support to 6,615 low-and moderate-income Phoenix youth who have experienced Coronavirus pandemic related learning loss. BGCAZ utilized Boys & Girls Clubs of America's Formula For Impact to help youth achieve four Priority Outcomes: Academic Success, Healthy Lifestyles, Good Character & Leadership, and Career Pathways & Workforce Readiness. Club staff ensured that all members achieve all four priority outcomes by starting with Academic Success. By providing key intangible resources to Phoenix youth and supportive relationships and community, Boys & Girls Clubs of the Valley also helped youth recover from the detrimental mental health effects they have experienced due to the pandemic through social emotional programming and by simply having positive adult role models in a safe space - BGCAZ Club!	



U.S. Department of Housing and Urban Development
 Office of Community Planning and Development
 Integrated Disbursement and Information System
 CDBG Activity Summary Report (GPR) for Program Year 2022
 PHOENIX

Date: 08-Nov-2023
 Time: 12:51
 Page: 348

PGM Year: 2022
Project: 0021 - CDBG Public Services Request for Proposal
IDIS Activity: 4771 - BIG BROTHERS BIG SISTERS FY22-23
Status: Completed 10/24/2023 12:00:00 AM
Location: 1615 E Osborn Rd Phoenix, AZ 85016-7121
Objective: Create suitable living environments
Outcome: Availability/accessibility
Matrix Code: Youth Services (05D)
National Objective: LMC

Activity to prevent, prepare for, and respond to Coronavirus: Yes

Initial Funding Date: 01/17/2023

Description:

Big Brothers Big Sisters will utilize CDBG-CV funding to respond to the coronavirus pandemic by enabling it to implement social distancing, recommend sanitation, and other activities to keep children safe. BBBS provides Community-Based, Site-Based, and Virtual Mentoring in Phoenix. Specifically, CDBG-CV funds will be used to pay for a portion of the salaries for employees who will provide outreach and direct services to Phoenix youth and families.

Financing

	Fund Type	Grant Year	Grant	Funded Amount	Drawn In Program Year	Drawn Thru Program Year
CDBG	EN	2020	B20MW040502	\$30,000.00	\$29,940.78	\$29,940.78
Total	Total			\$30,000.00	\$29,940.78	\$29,940.78

Proposed Accomplishments

People (General) : 50

Actual Accomplishments

Number assisted:

	Owner		Renter		Total		Person	
	Total	Hispanic	Total	Hispanic	Total	Hispanic	Total	Hispanic
White:	0	0	0	0	0	0	28	17
Black/African American:	0	0	0	0	0	0	13	0
Asian:	0	0	0	0	0	0	0	0
American Indian/Alaskan Native:	0	0	0	0	0	0	2	0
Native Hawaiian/Other Pacific Islander:	0	0	0	0	0	0	0	0
American Indian/Alaskan Native & White:	0	0	0	0	0	0	0	0
Asian White:	0	0	0	0	0	0	0	0
Black/African American & White:	0	0	0	0	0	0	1	0
American Indian/Alaskan Native & Black/African American:	0	0	0	0	0	0	0	0
Other multi-racial:	0	0	0	0	0	0	6	0
Asian/Pacific Islander:	0	0	0	0	0	0	0	0



U.S. Department of Housing and Urban Development
 Office of Community Planning and Development
 Integrated Disbursement and Information System
 CDBG Activity Summary Report (GPR) for Program Year 2022
 PHOENIX

Date: 08-Nov-2023
 Time: 12:51
 Page: 349

Hispanic:	0	0	0	0	0	0	0	0
Total:	0	0	0	0	0	0	50	17
Female-headed Households:	0	0	0	0	0	0	0	0
<i>Income Category:</i>								
	Owner	Renter	Total	Person				
Extremely Low	0	0	0	45				
Low Mod	0	0	0	1				
Moderate	0	0	0	2				
Non Low Moderate	0	0	0	2				
Total	0	0	0	50				
Percent Low/Mod				96.0%				

Annual Accomplishments

Years	Accomplishment Narrative	# Benefiting
2022	Big Brother, Big Sisters successfully served 50 youth in mentoring relationships this past year meeting our goal. The matches had the opportunity to attend our Financial Literacy for teens workshop. Participants learned about budgeting, saving and a quick intro into credit cards and building credit. The representative from Operation Hope is a valuable resource for us to utilize moving forward. We also hosted our annual Match Graduation Celebration for those Littles graduating High School.	



U.S. Department of Housing and Urban Development
 Office of Community Planning and Development
 Integrated Disbursement and Information System
 CDBG Activity Summary Report (GPR) for Program Year 2022
 PHOENIX

Date: 08-Nov-2023
 Time: 12:51
 Page: 350

PGM Year: 2020
Project: 0055 - CV-CDBG Salvation Army Emergency Shelter
IDIS Activity: 4772 - SALVATION ARMY EMERGENCY SHELTER
Status: Open
Location: 2707 E Van Buren St Phoenix, AZ 85008-6039
Objective: Create suitable living environments
Outcome: Availability/accessibility
Matrix Code: Operating Costs of Homeless/AIDS Patients Programs (03T)
National Objective: LMC

Activity to prevent, prepare for, and respond to Coronavirus: Yes

Initial Funding Date: 01/19/2023

Description:

The Salvation Army Emergency Shelter Program facility located at 2707 E. Van Buren Street, Phoenix, Arizona 85008, is prepared to increase service delivery to prevent, prepare and respond to the growing need of families experiencing homelessness as a result of the pandemic by offering a safe and secure environment, respite, basic needs, case management, and other supportive services. The program will provide essential services which include but are not limited to: case management, education services, jobemployment assistance and training, and mental health care. Shelter operations include rent, repair, security, fuel, equipment, insurance, utilities and supplies necessary for the operation of the shelter. All of which will assist in the prevention, preparation, and response to the COVID-19 pandemic amongst individuals and their families who are homeless or receiving homeless assistance; and to support additional homeless assistance and homelessness prevention activities to mitigate the impacts of COVID-19.

Financing

	Fund Type	Grant Year	Grant	Funded Amount	Drawn In Program Year	Drawn Thru Program Year
CDBG	EN	2020	B20MW040502	\$111,413.00	\$111,413.00	\$111,413.00
Total	Total			\$111,413.00	\$111,413.00	\$111,413.00

Proposed Accomplishments

People (General) : 150

Actual Accomplishments

Number assisted:

	Owner		Renter		Total		Person	
	Total	Hispanic	Total	Hispanic	Total	Hispanic	Total	Hispanic
White:	0	0	0	0	0	0	283	225
Black/African American:	0	0	0	0	0	0	322	49
Asian:	0	0	0	0	0	0	0	0
American Indian/Alaskan Native:	0	0	0	0	0	0	35	3
Native Hawaiian/Other Pacific Islander:	0	0	0	0	0	0	3	1
American Indian/Alaskan Native & White:	0	0	0	0	0	0	2	0
Asian White:	0	0	0	0	0	0	0	0
Black/African American & White:	0	0	0	0	0	0	15	2
American Indian/Alaskan Native & Black/African American:	0	0	0	0	0	0	0	0

PR03 - PHOENIX

Page: 350 of 408



U.S. Department of Housing and Urban Development
 Office of Community Planning and Development
 Integrated Disbursement and Information System
 CDBG Activity Summary Report (GPR) for Program Year 2022
 PHOENIX

Date: 08-Nov-2023
 Time: 12:51
 Page: 351

Other multi-racial:	0	0	0	0	0	0	21	2
Asian/Pacific Islander:	0	0	0	0	0	0	0	0
Hispanic:	0	0	0	0	0	0	0	0
Total:	0	0	0	0	0	0	681	282

Female-headed Households: 0 0 0

Income Category:	Owner	Renter	Total	Person
Extremely Low	0	0	0	681
Low Mod	0	0	0	0
Moderate	0	0	0	0
Non Low Moderate	0	0	0	0
Total	0	0	0	681
Percent Low/Mod				100.0%

Annual Accomplishments

Years	Accomplishment Narrative	# Benefiting
2022	<p>The Salvation Army Emergency Shelter Program facility located at 2707 E. Van Buren Street, Phoenix, Arizona 85008, is prepared to increase service delivery to prevent, prepare and respond to the growing need of families experiencing homelessness as a result of the pandemic by offering a safe and secure environment, respite, basic needs, case management, and other supportive services. The program will provide essential services which include but are not limited to: case management, education services, job/employment assistance and training, and mental health care. Shelter operations include rent, repair, security, fuel, equipment, insurance, utilities and supplies necessary for the operation of the shelter. All of which will assist in the prevention, preparation, and response to the COVID-19 pandemic amongst individuals and their families who are homeless or receiving homeless assistance; and to support additional homeless assistance and homelessness prevention activities to mitigate the impacts of COVID-19.</p> <p>During the contract year, The Salvation Army Family Emergency Shelter program has served a total of 681 unduplicated individuals. 225 clients were adults (parents), and 456 clients were minors. We provided 36,963 bed nights to these clients. In addition, we provided 1,605 group classes with a total attendance of 25,726 (duplicated clients attending multiple classes). Our case managers provided 1,648 case management sessions. In addition, The Salvation Army Emergency Family Shelter provided 36,978 meals, 617 bus passes, 1,788 clothing items, and 27,232 hygiene items to the 681 total clients.</p>	



U.S. Department of Housing and Urban Development
 Office of Community Planning and Development
 Integrated Disbursement and Information System
 CDBG Activity Summary Report (GPR) for Program Year 2022
 PHOENIX

Date: 08-Nov-2023
 Time: 12:51
 Page: 352

PGM Year: 2020
Project: 0056 - CV-CDBG Salvation Army Project HOPE Street Outreach
IDIS Activity: 4773 - SALVATION ARMY STREET OUTREACH
Status: Open
Location: 200 W Washington St Phoenix, AZ 85003-1611
Objective: Provide decent affordable housing
Outcome: Affordability
Matrix Code: Other Public Services Not Listed in 05A-05Y, 03T (05Z)
National Objective: LMC

Activity to prevent, prepare for, and respond to Coronavirus: Yes

Initial Funding Date: 01/19/2023

Description:

The Salvation Army (TSA) proposes to provide a solution in response to the growing need for mobile outreach and engagement targeting families experiencing homelessness in our community due to the adverse effects caused by the SARS-CoV-2 (COVID-19) pandemic. Prior to the pandemic, the community did not have enough bed capacity for families as family homelessness was already a growing concern. The Salvation Army has the experience, infrastructure, and capacity in place to accommodate the growing need for outreach and engagement through their Project HOPE (P-HOPE) Street Outreach team. P-HOPE provides outreach and engagement services to those experiencing street-based homelessness, specifically targeting families with children. After the pandemic caused waves of unemployment across Arizona, more people than ever are living paycheck to paycheck, and as a result are one illness, accident, or unforeseen emergency away from being evicted and are at-increased risk for homelessness and/or living in overcrowded situations which can exacerbate the public health crisis caused by the pandemic. Street Outreach services are critical to the overall health and safety of the Phoenix community and will help reduce the likelihood of further spread of the virus.

Financing

	Fund Type	Grant Year	Grant	Funded Amount	Drawn In Program Year	Drawn Thru Program Year
CDBG	EN	2020	B20MW040502	\$107,580.00	\$93,476.86	\$93,476.86
Total	Total			\$107,580.00	\$93,476.86	\$93,476.86

Proposed Accomplishments

People (General) : 500

Actual Accomplishments

Number assisted:

	Owner		Renter		Total		Person	
	Total	Hispanic	Total	Hispanic	Total	Hispanic	Total	Hispanic
White:	0	0	0	0	0	0	441	375
Black/African American:	0	0	0	0	0	0	470	124
Asian:	0	0	0	0	0	0	5	2
American Indian/Alaskan Native:	0	0	0	0	0	0	71	2
Native Hawaiian/Other Pacific Islander:	0	0	0	0	0	0	5	1
American Indian/Alaskan Native & White:	0	0	0	0	0	0	7	1
Asian White:	0	0	0	0	0	0	1	0

PR03 - PHOENIX

Page: 352 of 408



U.S. Department of Housing and Urban Development
 Office of Community Planning and Development
 Integrated Disbursement and Information System
 CDBG Activity Summary Report (GPR) for Program Year 2022
 PHOENIX

Date: 08-Nov-2023
 Time: 12:51
 Page: 353

Black/African American & White:	0	0	0	0	0	0	29	4
American Indian/Alaskan Native & Black/African American:	0	0	0	0	0	0	8	0
Other multi-racial:	0	0	0	0	0	0	21	3
Asian/Pacific Islander:	0	0	0	0	0	0	0	0
Hispanic:	0	0	0	0	0	0	0	0
Total:	0	0	0	0	0	0	1,058	512

Female-headed Households: 0 0 0

Income Category:	Owner	Renter	Total	Person
Extremely Low	0	0	0	1,058
Low Mod	0	0	0	0
Moderate	0	0	0	0
Non Low Moderate	0	0	0	0
Total	0	0	0	1,058
Percent Low/Mod				100.0%

Annual Accomplishments

Years	Accomplishment Narrative	# Benefiting
2022	<p>The Salvation Army (TSA) proposes to provide a solution in response to the growing need for mobile outreach and engagement targeting families experiencing homelessness in our community due to the adverse effects caused by the SARS-CoV-2 (COVID-19) pandemic. Prior to the pandemic, the community did not have enough bed capacity for families as family homelessness was already a growing concern. The Salvation Army has the experience, infrastructure, and capacity in place to accommodate the growing need for outreach and engagement through their Project HOPE (P-HOPE) Street Outreach team. P-HOPE provides outreach and engagement services to those experiencing street-based homelessness, specifically targeting families with children. After the pandemic caused waves of unemployment across Arizona, more people than ever are living paycheck to paycheck, and as a result are one illness, accident, or unforeseen emergency away from being evicted and are at increased risk for homelessness and/or living in overcrowded situations which can exacerbate the public health crisis caused by the pandemic. Street Outreach services are critical to the overall health and safety of the Phoenix community and will help reduce the likelihood of further spread of the virus.</p> <p>Since July 1st, 2022, The Salvation Army Street Outreach program has served a total of 1,058 unduplicated individuals. 405 clients were adults (parents), and 653 clients were minors. Our Street Outreach team met these clients wherever they were staying and provided 2,998 meals, 2,517 water bottles, 752 hygiene kits, 1552 diapers, 271 bus passes, 133 gas cards, and 1,743 bed nights.</p> <p>Since July 1, 2022, 977 clients have exited from our programs and 74% of total exits were positive. Due to the nature of street outreach, clients do not always follow up or return contact attempts, 25% of exits were indeterminate and 2% of exits were negative.</p>	



U.S. Department of Housing and Urban Development
 Office of Community Planning and Development
 Integrated Disbursement and Information System
 CDBG Activity Summary Report (GPR) for Program Year 2022
 PHOENIX

Date: 08-Nov-2023
 Time: 12:51
 Page: 354

PGM Year: 2020
Project: 0057 - CV-CDBG CASS Short Term Rental Assistance
IDIS Activity: 4774 - CASS EMERGENCY ASSISTANCE

Status: Open
Location: 210 S 12th Ave Phoenix, AZ 85007-3101
Objective: Create suitable living environments
Outcome: Availability/accessibility
Matrix Code: Other Public Services Not Listed in 05A-05Y, 03T (05Z) **National Objective:** LMC

Activity to prevent, prepare for, and respond to Coronavirus: Yes

Initial Funding Date: 01/19/2023

Description:

Central Arizona Shelter Services (CASS) Short Term Rental Assistance program proposes to assist homeless individuals and family members through their housing services programs by meeting the increased need for housing assistance due to the economic fallout of the COVID-19 pandemic. Nearly five years ago, CASS established their program to provide one-time assistance to help clients quickly end their homelessness. The emergency rental assistance comes in the form of one-time assistance to help clients quickly end their homelessness, including rental deposits, rental assistance, utilities arrears, and transportation to reside with family members. The program results in private, quarantinable housing allowing individuals served to mitigate exposure to COVID-19 risk factors in the congregate environment of the CASS shelter. While this started off as a small demonstration program, CASS has grown their Emergency Rental Assistance program significantly during the pandemic, utilizing funding from both public and private sources to become a unique program for the current economic realities. This program is one of CASS' most impactful programs and has been instrumental during the pandemic to prevent and end homelessness for hundreds of community members. With no end in sight for the pandemic, CASS is committed to not only maintaining, but strengthening their efforts to prevent and end homelessness for our community members when they need it most. Rental assistance will be limited to a maximum of three consecutive months per family.

Financing

	Fund Type	Grant Year	Grant	Funded Amount	Drawn In Program Year	Drawn Thru Program Year
CDBG	EN	2020	B20MW040502	\$200,000.00	\$199,969.98	\$199,969.98
Total	Total			\$200,000.00	\$199,969.98	\$199,969.98

Proposed Accomplishments

People (General) : 30

Actual Accomplishments

Number assisted:

	Owner		Renter		Total		Person	
	Total	Hispanic	Total	Hispanic	Total	Hispanic	Total	Hispanic
White:	0	0	0	0	0	0	73	26
Black/African American:	0	0	0	0	0	0	43	0
Asian:	0	0	0	0	0	0	0	0
American Indian/Alaskan Native:	0	0	0	0	0	0	5	4
Native Hawaiian/Other Pacific Islander:	0	0	0	0	0	0	0	0
American Indian/Alaskan Native & White:	0	0	0	0	0	0	0	0

PR03 - PHOENIX

Page: 354 of 408



U.S. Department of Housing and Urban Development
 Office of Community Planning and Development
 Integrated Disbursement and Information System
 CDBG Activity Summary Report (GPR) for Program Year 2022
 PHOENIX

Date: 08-Nov-2023
 Time: 12:51
 Page: 355

Asian White:	0	0	0	0	0	0	0	0
Black/African American & White:	0	0	0	0	0	0	0	0
American Indian/Alaskan Native & Black/African American:	0	0	0	0	0	0	0	0
Other multi-racial:	0	0	0	0	0	0	0	0
Asian/Pacific Islander:	0	0	0	0	0	0	0	0
Hispanic:	0	0	0	0	0	0	0	0
Total:	0	0	0	0	0	0	121	30

Female-headed Households: 0 0 0

Income Category:	Owner	Renter	Total	Person
Extremely Low	0	0	0	121
Low Mod	0	0	0	0
Moderate	0	0	0	0
Non Low Moderate	0	0	0	0
Total	0	0	0	121
Percent Low/Mod				100.0%

Annual Accomplishments

Years	Accomplishment Narrative	# Benefiting
2022	<p>Central Arizona Shelter Services (CASS) Short Term Rental Assistance program proposes to assist homeless individuals and family members through their housing services programs by meeting the increased need for housing assistance due to the economic fallout of the COVID-19 pandemic. Nearly five years ago, CASS established their program to provide one-time assistance to help clients quickly end their homelessness.</p> <p>During the contract year CASS reports that they served a total of 121 homeless individuals of which 98% of all clients exited the program successfully.</p>	



U.S. Department of Housing and Urban Development
 Office of Community Planning and Development
 Integrated Disbursement and Information System
 CDBG Activity Summary Report (GPR) for Program Year 2022
 PHOENIX

Date: 08-Nov-2023
 Time: 12:51
 Page: 356

PGM Year: 2020
Project: 0058 - CV-CDBG CBI- Street Outreach
IDIS Activity: 4775 - CBI STREET OUTREACH

Status: Open
Location: 200 W Washington St Phoenix, AZ 85003-1611
Objective: Create suitable living environments
Outcome: Availability/accessibility
Matrix Code: Other Public Services Not Listed in 05A-05Y, 03T (05Z)
National Objective: LMC

Activity to prevent, prepare for, and respond to Coronavirus: Yes

Initial Funding Date: 01/19/2023

Description:

Community Bridges, Inc. (CBI) will locate, identify and engage persons experiencing homelessness in prioritized locations to establish rapport, gather information and conduct assessments. This includes providing outreach and engagement, case management and emergency medical and behavioral health services to approximately 1,000 homeless individuals annually.

Financing

	Fund Type	Grant Year	Grant	Funded Amount	Drawn In Program Year	Drawn Thru Program Year
CDBG	EN	2020	B20MW040502	\$595,670.00	\$431,596.48	\$431,596.48
Total	Total			\$595,670.00	\$431,596.48	\$431,596.48

Proposed Accomplishments

People (General) : 900

Actual Accomplishments

Number assisted:

	Owner		Renter		Total		Person	
	Total	Hispanic	Total	Hispanic	Total	Hispanic	Total	Hispanic
White:	0	0	0	0	0	0	1,029	321
Black/African American:	0	0	0	0	0	0	337	11
Asian:	0	0	0	0	0	0	3	1
American Indian/Alaskan Native:	0	0	0	0	0	0	91	20
Native Hawaiian/Other Pacific Islander:	0	0	0	0	0	0	9	3
American Indian/Alaskan Native & White:	0	0	0	0	0	0	12	7
Asian White:	0	0	0	0	0	0	3	1
Black/African American & White:	0	0	0	0	0	0	10	0
American Indian/Alaskan Native & Black/African American:	0	0	0	0	0	0	11	2
Other multi-racial:	0	0	0	0	0	0	2	0
Asian/Pacific Islander:	0	0	0	0	0	0	0	0
Hispanic:	0	0	0	0	0	0	0	0

PR03 - PHOENIX

Page: 356 of 408



U.S. Department of Housing and Urban Development
 Office of Community Planning and Development
 Integrated Disbursement and Information System
 CDBG Activity Summary Report (GPR) for Program Year 2022
 PHOENIX

Date: 08-Nov-2023
 Time: 12:51
 Page: 357

Total:										0	0	0	0	0	0	0	1,507	366	
Female-headed Households:										0	0	0	0	0	0	0			
Income Category:	Owner	Renter	Total	Person															
Extremely Low	0	0	0	1,507															
Low Mod	0	0	0	0															
Moderate	0	0	0	0															
Non Low Moderate	0	0	0	0															
Total	0	0	0	1,507															
Percent Low/Mod				100.0%															

Annual Accomplishments

Years	Accomplishment Narrative	# Benefiting
2022	<p>Community Bridges, Inc. (CBI) will locate, identify and engage persons experiencing homelessness in prioritized locations to establish rapport, gather information and conduct assessments. This includes providing outreach and engagement, case management and emergency medical and behavioral health services to approximately 1,000 homeless individuals annually.</p> <p>As of March 30, 2023 1507 participants have been served.</p>	



U.S. Department of Housing and Urban Development
 Office of Community Planning and Development
 Integrated Disbursement and Information System
 CDBG Activity Summary Report (GPR) for Program Year 2022
 PHOENIX

Date: 08-Nov-2023
 Time: 12:51
 Page: 358

PGM Year: 2020
Project: 0059 - CV-CDBG CASS Emergency Shelter
IDIS Activity: 4776 - CASS EMERGENCY SHELTER
Status: Canceled 10/31/2023 12:00:00 AM
Location: 230 S 12th Ave Phoenix, AS 85007-3101
Objective: Create suitable living environments
Outcome: Availability/accessibility
Matrix Code: Other Public Services Not Listed in 05A-05Y, 03T (05Z)
National Objective: LMC

Activity to prevent, prepare for, and respond to Coronavirus: Yes

Initial Funding Date: 01/19/2023

Description:

Central Arizona Shelter Services (CASS) Emergency Shelter program proposes to assist homeless individuals and family members through their emergency shelter and case management programs by meeting the increased need for housing assistance due to the economic fallout of the COVID-19 pandemic.

Financing

No data returned for this view. This might be because the applied filter excludes all data.

Proposed Accomplishments

People (General) : 130

Actual Accomplishments

Number assisted:

	Owner		Renter		Total		Person	
	Total	Hispanic	Total	Hispanic	Total	Hispanic	Total	Hispanic
White:	0	0	0	0	0	0	0	0
Black/African American:	0	0	0	0	0	0	0	0
Asian:	0	0	0	0	0	0	0	0
American Indian/Alaskan Native:	0	0	0	0	0	0	0	0
Native Hawaiian/Other Pacific Islander:	0	0	0	0	0	0	0	0
American Indian/Alaskan Native & White:	0	0	0	0	0	0	0	0
Asian White:	0	0	0	0	0	0	0	0
Black/African American & White:	0	0	0	0	0	0	0	0
American Indian/Alaskan Native & Black/African American:	0	0	0	0	0	0	0	0

PR03 - PHOENIX

Page: 358 of 408



U.S. Department of Housing and Urban Development
 Office of Community Planning and Development
 Integrated Disbursement and Information System
 CDBG Activity Summary Report (GPR) for Program Year 2022
 PHOENIX

Date: 08-Nov-2023
 Time: 12:51
 Page: 359

Other multi-racial:	0	0	0	0	0	0	0	0
Asian/Pacific Islander:	0	0	0	0	0	0	0	0
Hispanic:	0	0	0	0	0	0	0	0
Total:	0	0	0	0	0	0	0	0
Female-headed Households:	0		0		0			

Income Category:

	Owner	Renter	Total	Person
Extremely Low	0	0	0	0
Low Mod	0	0	0	0
Moderate	0	0	0	0
Non Low Moderate	0	0	0	0
Total	0	0	0	0
Percent Low/Mod				

Annual Accomplishments

No data returned for this view. This might be because the applied filter excludes all data.



U.S. Department of Housing and Urban Development
 Office of Community Planning and Development
 Integrated Disbursement and Information System
 CDBG Activity Summary Report (GPR) for Program Year 2022
 PHOENIX

Date: 08-Nov-2023
 Time: 12:51
 Page: 360

PGM Year: 2020
Project: 0007 - CV-CDBG - Homeless Support
IDIS Activity: 4777 - CASS OPERATIONS (Human Services Campus Shelter Operation Services)
Status: Completed 4/10/2023 12:00:00 AM
Location: 230 S 12th Ave Phoenix, AZ 85007-3101
Objective: Provide decent affordable housing
Outcome: Affordability
Matrix Code: Operating Costs of Homeless/AIDS Patients Programs (03T)
National Objective: LMC

Activity to prevent, prepare for, and respond to Coronavirus: Yes

Initial Funding Date: 01/19/2023

Description:

CDBG-CV funds will be used to fund this project in an effort to prevent, prepare for, and respond to the COVID-19 pandemic amongst individuals and families who are homeless or receiving homeless assistance. The term for these contracts will begin on or about October 1, 2022, and end on or about June 30, 2023.

Financing

	Fund Type	Grant Year	Grant	Funded Amount	Drawn In Program Year	Drawn Thru Program Year
CDBG	EN	2020	B20MW040502	\$300,352.56	\$300,352.56	\$300,352.56
Total	Total			\$300,352.56	\$300,352.56	\$300,352.56

Proposed Accomplishments

People (General) : 30

Actual Accomplishments

Number assisted:

	Owner		Renter		Total		Person	
	Total	Hispanic	Total	Hispanic	Total	Hispanic	Total	Hispanic
White:	0	0	0	0	0	0	2,826	969
Black/African American:	0	0	0	0	0	0	1,621	69
Asian:	0	0	0	0	0	0	39	3
American Indian/Alaskan Native:	0	0	0	0	0	0	274	70
Native Hawaiian/Other Pacific Islander:	0	0	0	0	0	0	43	6
American Indian/Alaskan Native & White:	0	0	0	0	0	0	0	0
Asian White:	0	0	0	0	0	0	0	0
Black/African American & White:	0	0	0	0	0	0	0	0
American Indian/Alaskan Native & Black/African American:	0	0	0	0	0	0	0	0
Other multi-racial:	0	0	0	0	0	0	0	0
Asian/Pacific Islander:	0	0	0	0	0	0	0	0
Hispanic:	0	0	0	0	0	0	0	0

PR03 - PHOENIX

Page: 360 of 408



U.S. Department of Housing and Urban Development
 Office of Community Planning and Development
 Integrated Disbursement and Information System
 CDBG Activity Summary Report (GPR) for Program Year 2022
 PHOENIX

Date: 08-Nov-2023
 Time: 12:51
 Page: 361

Total:									4,803	1,117
Female-headed Households:									0	0
<i>Income Category:</i>	Owner	Renter	Total		Person					
Extremely Low	0	0	0		4,803					
Low Mod	0	0	0		0					
Moderate	0	0	0		0					
Non Low Moderate	0	0	0		0					
Total	0	0	0		4,803					
Percent Low/Mod					100.0%					

Annual Accomplishments

Years	Accomplishment Narrative	# Benefiting
2022	<p>The funding was used to provide emergency shelter services for individuals experiencing homelessness within the City of Phoenix, 365 days per year, 7 days per week, and 24 hours per day, including holidays. CASS increased the beds by 130 for single men and women, for a new bed count of 600, at 230 S. 12th Avenue, Phoenix, AZ 85007. Expenses included additional shelter staff and related employee benefits, security services, janitorial services, bunk beds, mattresses, liens, space cost, and other operating expenses. This funding was used to provide emergency shelter services for individuals experiencing homelessness within the City of Phoenix, 365 days per year, 7 days per week, and 24 hours per day, including holidays. CASS increased the beds by 130 for single men and women, for a new bed count of 600, at 230 S. 12th Avenue, Phoenix, AZ 85007. Expenses included additional shelter staff and related employee benefits, security services, janitorial services, bunk beds, mattresses, liens, space cost, and other operating expenses.</p> <p>The CASS Single Adult Shelter served 4803 unduplicated clients for FY23 (July 22-June 23). Additionally, out of the 4803 individuals, 445 received 1:1 case management services, and 1540 participated in Client Empowerment Opportunities (day programming) for a total of 6198 individual interactions.</p>	



U.S. Department of Housing and Urban Development
 Office of Community Planning and Development
 Integrated Disbursement and Information System
 CDBG Activity Summary Report (GPR) for Program Year 2022
 PHOENIX

Date: 08-Nov-2023
 Time: 12:51
 Page: 362

PGM Year: 2022
Project: 0003 - CDBG Neighborhood Enhancement and Infrastructure Program
IDIS Activity: 4778 - Edison Park Splash Pad Replacement
Status: Open
Location: 901 North 19th Street Phoenix, AZ 85006
Objective: Create suitable living environments
Outcome: Sustainability
Matrix Code: Parks, Recreational Facilities (03F)
National Objective: LMA

Activity to prevent, prepare for, and respond to Coronavirus: No

Initial Funding Date: 01/19/2023

Description:

The removal and replacement of the Edison Park Splash Pad. After extracting the existing 3,850 SF concrete pad and top turf, a new graded concrete splash pad will be installed. Following construction, 6 new benches will be installed, matching existing benches in Activity Hub. Edison Park is co-located on a City of Phoenix Housing parcel (Montezuma Place), which is currently under re-development. Replacement of the Edison Park Splash Pad is a sustainable project, leading to the growth and re-development of this community.

Financing

	Fund Type	Grant Year	Grant	Funded Amount	Drawn In Program Year	Drawn Thru Program Year
CDBG	EN	2018	B18MC040502	\$3,860.50	\$3,860.50	\$3,860.50
		2019	B19MC040502	\$172,664.25	\$2,273.25	\$2,273.25
Total	Total			\$176,524.75	\$6,133.75	\$6,133.75

Proposed Accomplishments

Public Facilities : 1
 Total Population in Service Area: 4,895
 Census Tract Percent Low / Mod: 85.80

Annual Accomplishments

Years	Accomplishment Narrative	# Benefiting
2022	During this program year, city staff completed the environmental review and conducted a bid process. No bids were received. Project to be combined with larger park renovation during PY2023.	



U.S. Department of Housing and Urban Development
 Office of Community Planning and Development
 Integrated Disbursement and Information System
 CDBG Activity Summary Report (GPR) for Program Year 2022
 PHOENIX

Date: 08-Nov-2023
 Time: 12:51
 Page: 363

PGM Year: 2020
Project: 0007 - CV-CDBG - Homeless Support
IDIS Activity: 4779 - CBI Phoenix Shelter
Status: Open
Location: 9414 N 25th Ave Phoenix, AZ 85021-2706
Objective: Create suitable living environments
Outcome: Availability/accessibility
Matrix Code: Homeless Facilities (not operating costs) (03C)
National Objective: LMC

Activity to prevent, prepare for, and respond to Coronavirus: Yes

Initial Funding Date: 01/20/2023

Description:

Community Bridges, Inc. (CBI), an Arizona nonprofit corporation, will acquire the former Ottawa University building located at 9414 North 25th Avenue in Phoenix, Maricopa County, Arizona using CDBG-CV funds issued by the City of Phoenix. CBI will develop and provide 100 new low-barrier shelter bed at this location. The new shelter will allow the agency to continue to prevent, prepare for, and respond to the coronavirus pandemic among adults experiencing homelessness. Future renovation and operating costs will be funded by Maricopa County and CBI.

Financing

	Fund Type	Grant Year	Grant	Funded Amount	Drawn In Program Year	Drawn Thru Program Year
CDBG	EN	2020	B20MWD40502	\$4,005,614.02	\$4,002,873.51	\$4,002,873.51
Total	Total			\$4,005,614.02	\$4,002,873.51	\$4,002,873.51

Proposed Accomplishments

Public Facilities : 1

Actual Accomplishments

Number assisted:

	Owner		Renter		Total		Person	
	Total	Hispanic	Total	Hispanic	Total	Hispanic	Total	Hispanic
White:	0	0	0	0	0	0	0	0
Black/African American:	0	0	0	0	0	0	0	0
Asian:	0	0	0	0	0	0	0	0
American Indian/Alaskan Native:	0	0	0	0	0	0	0	0
Native Hawaiian/Other Pacific Islander:	0	0	0	0	0	0	0	0
American Indian/Alaskan Native & White:	0	0	0	0	0	0	0	0
Asian White:	0	0	0	0	0	0	0	0
Black/African American & White:	0	0	0	0	0	0	0	0
American Indian/Alaskan Native & Black/African American:	0	0	0	0	0	0	0	0
Other multi-racial:	0	0	0	0	0	0	0	0

PR03 - PHOENIX

Page: 363 of 408



U.S. Department of Housing and Urban Development
 Office of Community Planning and Development
 Integrated Disbursement and Information System
 CDBG Activity Summary Report (GPR) for Program Year 2022
 PHOENIX

Date: 08-Nov-2023
 Time: 12:51
 Page: 364

Asian/Pacific Islander:	0	0	0	0	0	0	0	0
Hispanic:	0	0	0	0	0	0	0	0
Total:	0	0	0	0	0	0	0	0
Female-headed Households:	0		0		0			

<i>Income Category:</i>				
	Owner	Renter	Total	Person
Extremely Low	0	0	0	0
Low Mod	0	0	0	0
Moderate	0	0	0	0
Non Low Moderate	0	0	0	0
Total	0	0	0	0
Percent Low/Mod				

Annual Accomplishments

Years	Accomplishment Narrative	# Benefiting
2022	Building was acquired during this program year. All CDBG-CV funds expended. Project will be in design and development during program year 2023 and 2024. Beneficiaries expected to be reported in PY2024.	



U.S. Department of Housing and Urban Development
 Office of Community Planning and Development
 Integrated Disbursement and Information System
 CDBG Activity Summary Report (GPR) for Program Year 2022
 PHOENIX

Date: 08-Nov-2023
 Time: 12:51
 Page: 365

PGM Year: 2019
Project: 0019 - CDBG Public Facilities RFP
IDIS Activity: 4780 - Washington School District Clean Facilities CDBG-CV
Status: Open
Location: 7502 N 39th Ave Phoenix, AZ 85051-6417
Objective: Create suitable living environments
Outcome: Sustainability
Matrix Code: Neighborhood Facilities (03E) **National Objective:** LMA

Activity to prevent, prepare for, and respond to Coronavirus: Yes

Initial Funding Date: 01/30/2023

Description:

Washington Elementary School District (WESD) will install water bottle filling stations, hand washing stations, and HVAC improvements at four schools in the district. The proposed improvements will allow the school district to minimize the spread of the coronavirus and promote the health and safety of the students and staff on campus.

Financing

	Fund Type	Grant Year	Grant	Funded Amount	Drawn In Program Year	Drawn Thru Program Year
CDBG	EN	2019	B19MC040502	\$803,976.79	\$803,976.79	\$803,976.79
		2020	B20MW040502	\$2,307,685.00	\$1,459.00	\$1,459.00
Total	Total			\$3,111,661.79	\$805,435.79	\$805,435.79

Proposed Accomplishments

Public Facilities : 4
 Total Population in Service Area: 35,650
 Census Tract Percent Low / Mod: 65.11

Annual Accomplishments

Years	Accomplishment Narrative	# Benefiting
2022	During this program year, the school district completed the bid and installation of 98 HVAC units at Palo Verde, 24 water filler stations at Palo Verde (6), Roadrunner (6), Washington (6), and Ocotillo 6, and two handwashing stations at Palo Verde (1) and Ocotillo (1), and 11 waters source heat pumps at Ocotillo. The project areas now have access to an upgraded public school for this school year that is better prepared to control covid-19 or other infectious diseases.	



U.S. Department of Housing and Urban Development
 Office of Community Planning and Development
 Integrated Disbursement and Information System
 CDBG Activity Summary Report (GPR) for Program Year 2022
 PHOENIX

Date: 08-Nov-2023
 Time: 12:51
 Page: 366

PGM Year: 2020
Project: 0011 - CV-CDBG Admin, Planning and Coordination
IDIS Activity: 4781 - MAG CV-3 Admin

Status: Open
Location: ,
Objective:
Outcome:
Matrix Code: General Program Administration (21A) **National Objective:**

Activity to prevent, prepare for, and respond to Coronavirus: Yes

Initial Funding Date: 01/20/2023

Description:
 MAG CV-3 Admin.

Financing

	Fund Type	Grant Year	Grant	Funded Amount	Drawn In Program Year	Drawn Thru Program Year
CDBG	EN	2020	B20MW040502	\$200,000.00	\$173,501.58	\$173,501.58
Total	Total			\$200,000.00	\$173,501.58	\$173,501.58

Proposed Accomplishments

Actual Accomplishments

Number assisted:	Owner		Renter		Total		Person	
	Total	Hispanic	Total	Hispanic	Total	Hispanic	Total	Hispanic
White:					0	0		
Black/African American:					0	0		
Asian:					0	0		
American Indian/Alaskan Native:					0	0		
Native Hawaiian/Other Pacific Islander:					0	0		
American Indian/Alaskan Native & White:					0	0		
Asian White:					0	0		
Black/African American & White:					0	0		
American Indian/Alaskan Native & Black/African American:					0	0		
Other multi-racial:					0	0		
Asian/Pacific Islander:					0	0		
Hispanic:					0	0		
Total:	0	0	0	0	0	0	0	0
Female-headed Households:					0			

PR03 - PHOENIX

Page: 366 of 408



U.S. Department of Housing and Urban Development
Office of Community Planning and Development
Integrated Disbursement and Information System
CDBG Activity Summary Report (GPR) for Program Year 2022
PHOENIX

Date: 08-Nov-2023
Time: 12:51
Page: 367

Income Category:

	Owner	Renter	Total	Person
Extremely Low			0	
Low Mod			0	
Moderate			0	
Non Low Moderate			0	
Total	0	0	0	0
Percent Low/Mod				

Annual Accomplishments

No data returned for this view. This might be because the applied filter excludes all data.



U.S. Department of Housing and Urban Development
 Office of Community Planning and Development
 Integrated Disbursement and Information System
 CDBG Activity Summary Report (GPR) for Program Year 2022
 PHOENIX

Date: 08-Nov-2023
 Time: 12:51
 Page: 368

PGM Year: 2022
Project: 0003 - CDBG Neighborhood Enhancement and Infrastructure Program
IDIS Activity: 4783 - Maryvale Street Light Project

Status: Open
Location: 4108 N 48th Dr Phoenix, AZ 85031-2312
Objective: Create suitable living environments
Outcome: Availability/accessibility
Matrix Code: Street Improvements (03K) **National Objective:** LMA

Activity to prevent, prepare for, and respond to Coronavirus: No

Initial Funding Date: 02/28/2023

Description:

The street lighting project involves installing 13 street lights and replacing one existing luminaire with an LED fixture, at various locations within the Maryvale Village in Phoenix, Maricopa County, Arizona. The project will provide better street lighting and a safer walking environment at night.

Financing

	Fund Type	Grant Year	Grant	Funded Amount	Drawn In Program Year	Drawn Thru Program Year
CDBG	EN	2018	B18MC040502	\$6,082.50	\$6,082.50	\$6,082.50
Total	Total			\$6,082.50	\$6,082.50	\$6,082.50

Proposed Accomplishments

People (General) : 5,655
 Total Population in Service Area: 5,655
 Census Tract Percent Low / Mod: 75.42

Annual Accomplishments

Years	Accomplishment Narrative	# Benefiting
2022	During this program year, city staff completed the design, environmental review, and easements and conducted a bid process. No bids were received. CDBG participation to be cancelled.	



U.S. Department of Housing and Urban Development
 Office of Community Planning and Development
 Integrated Disbursement and Information System
 CDBG Activity Summary Report (GPR) for Program Year 2022
 PHOENIX

Date: 08-Nov-2023
 Time: 12:51
 Page: 369

PGM Year: 2022
Project: 0003 - CDBG Neighborhood Enhancement and Infrastructure Program
IDIS Activity: 4784 - Pine Towers HUD Rental Assistance Demonstration (RAD) Rehabilitation Project
Status: Completed 8/8/2023 12:00:00 AM
Location: 2936 N 36th St Phoenix, AZ 85018-7432
Objective: Provide decent affordable housing
Outcome: Affordability
Matrix Code: Rehab; Multi-Unit Residential (14B)
National Objective: LMH

Activity to prevent, prepare for, and respond to Coronavirus: No

Initial Funding Date: 02/28/2023

Description:

The Housing Department Development Division will use CDBG funds to leverage the U.S. Department of Housing and Urban Development (HUD) RAD Rehabilitation project at the Pine Towers Senior Housing site. This project will include the remodeling of 64 of the 156 units on-site and converting all 156 units through the RAD Program from Public Housing to Section 8 Project-Based Voucher (PBV) rental assistance. The rehabilitation of the property will include unit re-configuration, new kitchen cabinets, counters, appliances, new bathrooms including vanities, toilets, sinks, new flooring, paint, lighting, new domestic and waste plumbing, upgrade of the electrical system, new windows, and new doors. Exterior improvements, benefiting all 156 units residents may include new exterior paint, improve exterior landscaping, and sealing of the parking lot. Additionally, the building boiler will be evaluated and replaced, if needed.

Financing

	Fund Type	Grant Year	Grant	Funded Amount	Drawn In Program Year	Drawn Thru Program Year
CDBG	EN	2018	B18MC040502	\$3,000,000.00	\$3,000,000.00	\$3,000,000.00
Total	Total			\$3,000,000.00	\$3,000,000.00	\$3,000,000.00

Proposed Accomplishments

Housing Units : 64

Actual Accomplishments

Number assisted:

	Owner		Renter		Total		Person	
	Total	Hispanic	Total	Hispanic	Total	Hispanic	Total	Hispanic
White:	0	0	91	34	91	34	0	0
Black/African American:	0	0	35	0	35	0	0	0
Asian:	0	0	3	0	3	0	0	0
American Indian/Alaskan Native:	0	0	5	1	5	1	0	0
Native Hawaiian/Other Pacific Islander:	0	0	1	0	1	0	0	0
American Indian/Alaskan Native & White:	0	0	1	1	1	1	0	0
Asian White:	0	0	0	0	0	0	0	0
Black/African American & White:	0	0	1	1	1	1	0	0

PR03 - PHOENIX

Page: 369 of 408



U.S. Department of Housing and Urban Development
 Office of Community Planning and Development
 Integrated Disbursement and Information System
 CDBG Activity Summary Report (GPR) for Program Year 2022
 PHOENIX

Date: 08-Nov-2023
 Time: 12:51
 Page: 370

American Indian/Alaskan Native & Black/African American:	0	0	0	0	0	0	0	0
Other multi-racial:	0	0	1	0	1	0	0	0
Asian/Pacific Islander:	0	0	0	0	0	0	0	0
Hispanic:	0	0	0	0	0	0	0	0
Total:	0	0	138	37	138	37	0	0

Female-headed Households: 0 76 76

Income Category:	Owner	Renter	Total	Person
Extremely Low	0	128	128	0
Low Mod	0	9	9	0
Moderate	0	1	1	0
Non Low Moderate	0	0	0	0
Total	0	138	138	0
Percent Low/Mod		100.0%	100.0%	

Annual Accomplishments

Years	Accomplishment Narrative	# Benefiting
2022	Final drawn completed - No accomplishments to report	

The Pine Towers Rental Assistance Demonstration (RAD) Rehabilitation project includes the remodeling of 64 of the 156 units on-site and converting all 156 units through the RAD Program from Public Housing to Section 8 Project-Based Voucher (PBV) rental assistance. The rehabilitation of the property will include unit re-configuration, new kitchen cabinets, counters, appliances, new bathrooms including vanities, toilets, sinks, new flooring, paint, lighting, new domestic and waste plumbing, upgrade of the electrical system, new windows, and new doors. Exterior improvements include new exterior paint, landscaping, and sealing of the parking lot. CDBG Funds will primarily be used for construction materials.

During the contract year 138 participants were served.



U.S. Department of Housing and Urban Development
 Office of Community Planning and Development
 Integrated Disbursement and Information System
 CDBG Activity Summary Report (GPR) for Program Year 2022
 PHOENIX

Date: 08-Nov-2023
 Time: 12:51
 Page: 371

PGM Year: 2020
Project: 0026 - CDBG Rental Rehabilitation Program
IDIS Activity: 4785 - 906 E. Fillmore St.
Status: Open
Location: 906 E Fillmore St Phoenix, AZ 85006-4019
Objective: Provide decent affordable housing
Outcome: Affordability
Matrix Code: Rehab; Multi-Unit Residential (14B) **National Objective:** LMH

Activity to prevent, prepare for, and respond to Coronavirus: No

Initial Funding Date: 03/06/2023

Description:

Residential Rental Rehabilitation Program provides flexible financing for the rehabilitation of single family/multifamily rental units intended to be occupied by low- and moderate-income tenants located in target areas within the city of Phoenix. Owner contribution/matching funds are required. Compliance with Neighborhood Preservation and Zoning Ordinance. Crime prevention through environmental design (CPTED) measures will be considered and incorporated when possible to use as an anti-displacement tool and support of neighborhood development.

Financing

	Fund Type	Grant Year	Grant	Funded Amount	Drawn In Program Year	Drawn Thru Program Year
CDBG	EN	2020	B20MC040502	\$194,325.29	\$8,337.66	\$8,337.66
Total	Total			\$194,325.29	\$8,337.66	\$8,337.66

Proposed Accomplishments

Housing Units : 1

Actual Accomplishments

Number assisted:

	Owner		Renter		Total		Person	
	Total	Hispanic	Total	Hispanic	Total	Hispanic	Total	Hispanic
White:	0	0	0	0	0	0	0	0
Black/African American:	0	0	0	0	0	0	0	0
Asian:	0	0	0	0	0	0	0	0
American Indian/Alaskan Native:	0	0	0	0	0	0	0	0
Native Hawaiian/Other Pacific Islander:	0	0	0	0	0	0	0	0
American Indian/Alaskan Native & White:	0	0	0	0	0	0	0	0
Asian White:	0	0	0	0	0	0	0	0
Black/African American & White:	0	0	0	0	0	0	0	0
American Indian/Alaskan Native & Black/African American:	0	0	0	0	0	0	0	0
Other multi-racial:	0	0	0	0	0	0	0	0

PR03 - PHOENIX

Page: 371 of 408



U.S. Department of Housing and Urban Development
 Office of Community Planning and Development
 Integrated Disbursement and Information System
 CDBG Activity Summary Report (GPR) for Program Year 2022
 PHOENIX

Date: 08-Nov-2023
 Time: 12:51
 Page: 372

Asian/Pacific Islander:	0	0	0	0	0	0	0	0
Hispanic:	0	0	0	0	0	0	0	0
Total:	0	0	0	0	0	0	0	0
Female-headed Households:	0		0		0			

<i>Income Category:</i>				
	Owner	Renter	Total	Person
Extremely Low	0	0	0	0
Low Mod	0	0	0	0
Moderate	0	0	0	0
Non Low Moderate	0	0	0	0
Total	0	0	0	0
Percent Low/Mod				

Annual Accomplishments

Years	Accomplishment Narrative	# Benefiting
2022	This project is currently going through the environmental review phase. The next step is project bid out. The Rehabilitation for this property is scheduled to be completed in FY2023-24.	



U.S. Department of Housing and Urban Development
 Office of Community Planning and Development
 Integrated Disbursement and Information System
 CDBG Activity Summary Report (GPR) for Program Year 2022
 PHOENIX

Date: 08-Nov-2023
 Time: 12:51
 Page: 373

PGM Year: 2020
Project: 0026 - CDBG Rental Rehabilitation Program
IDIS Activity: 4786 - 1146 E. Fillmore St.
Status: Open
Location: 1146 E Fillmore St Phoenix, AZ 85006-4017
Objective: Provide decent affordable housing
Outcome: Affordability
Matrix Code: Rehab; Multi-Unit Residential (14B) **National Objective:** LMH

Activity to prevent, prepare for, and respond to Coronavirus: No

Initial Funding Date: 03/06/2023

Description:

Residential Rental Rehabilitation Program provides flexible financing for the rehabilitation of single family/multifamily rental units intended to be occupied by low- and moderate-income tenants located in target areas within the city of Phoenix. Owner contribution/matching funds are required. Compliance with Neighborhood Preservation and Zoning Ordinance. Crime prevention through environmental design (CPTED) measures will be considered and incorporated when possible to use as support of neighborhood development and revitalization.

Financing

	Fund Type	Grant Year	Grant	Funded Amount	Drawn In Program Year	Drawn Thru Program Year
CDBG	EN	2020	B20MC040502	\$194,325.29	\$7,080.12	\$7,080.12
Total	Total			\$194,325.29	\$7,080.12	\$7,080.12

Proposed Accomplishments

Housing Units : 1

Actual Accomplishments

Number assisted:

	Owner		Renter		Total		Person	
	Total	Hispanic	Total	Hispanic	Total	Hispanic	Total	Hispanic
White:	0	0	0	0	0	0	0	0
Black/African American:	0	0	0	0	0	0	0	0
Asian:	0	0	0	0	0	0	0	0
American Indian/Alaskan Native:	0	0	0	0	0	0	0	0
Native Hawaiian/Other Pacific Islander:	0	0	0	0	0	0	0	0
American Indian/Alaskan Native & White:	0	0	0	0	0	0	0	0
Asian White:	0	0	0	0	0	0	0	0
Black/African American & White:	0	0	0	0	0	0	0	0
American Indian/Alaskan Native & Black/African American:	0	0	0	0	0	0	0	0
Other multi-racial:	0	0	0	0	0	0	0	0

PR03 - PHOENIX

Page: 373 of 408



U.S. Department of Housing and Urban Development
 Office of Community Planning and Development
 Integrated Disbursement and Information System
 CDBG Activity Summary Report (GPR) for Program Year 2022
 PHOENIX

Date: 08-Nov-2023
 Time: 12:51
 Page: 374

Asian/Pacific Islander:	0	0	0	0	0	0	0	0
Hispanic:	0	0	0	0	0	0	0	0
Total:	0	0	0	0	0	0	0	0
Female-headed Households:	0		0		0			

<i>Income Category:</i>				
	Owner	Renter	Total	Person
Extremely Low	0	0	0	0
Low Mod	0	0	0	0
Moderate	0	0	0	0
Non Low Moderate	0	0	0	0
Total	0	0	0	0
Percent Low/Mod				

Annual Accomplishments

Years	Accomplishment Narrative	# Benefiting
2022	This project is currently going through the environmental review phase. The next step is project bid out. The rehabilitation for this property is scheduled to be completed in FY2023-24.	



U.S. Department of Housing and Urban Development
 Office of Community Planning and Development
 Integrated Disbursement and Information System
 CDBG Activity Summary Report (GPR) for Program Year 2022
 PHOENIX

Date: 08-Nov-2023
 Time: 12:51
 Page: 375

PGM Year: 2020
Project: 0026 - CDBG Rental Rehabilitation Program
IDIS Activity: 4787 - 1429 E. Fillmore Street
Status: Open
Location: 1429 E Fillmore St Phoenix, AZ 85006-3560
Objective: Provide decent affordable housing
Outcome: Affordability
Matrix Code: Rehab; Multi-Unit Residential (14B) **National Objective:** LMH

Activity to prevent, prepare for, and respond to Coronavirus: No

Initial Funding Date: 03/06/2023

Description:

Residential Rental Rehabilitation Program provides flexible grant financing for the rehabilitation of single family/multifamily rental units intended to be occupied by low- and moderate-income tenants located in target areas within the city of Phoenix. Owner contribution/matching funds are required. Compliance with Neighborhood Preservation and Zoning Ordinance. Crime prevention through environmental design (CPTED) measures will be considered and incorporated when possible to use as support of neighborhood development and revitalization

Financing

	Fund Type	Grant Year	Grant	Funded Amount	Drawn In Program Year	Drawn Thru Program Year
CDBG	EN	2020	B20MC040502	\$358,713.97	\$12,534.62	\$12,534.62
Total	Total			\$358,713.97	\$12,534.62	\$12,534.62

Proposed Accomplishments

Housing Units : 1

Actual Accomplishments

Number assisted:

	Owner		Renter		Total		Person	
	Total	Hispanic	Total	Hispanic	Total	Hispanic	Total	Hispanic
White:	0	0	0	0	0	0	0	0
Black/African American:	0	0	0	0	0	0	0	0
Asian:	0	0	0	0	0	0	0	0
American Indian/Alaskan Native:	0	0	0	0	0	0	0	0
Native Hawaiian/Other Pacific Islander:	0	0	0	0	0	0	0	0
American Indian/Alaskan Native & White:	0	0	0	0	0	0	0	0
Asian White:	0	0	0	0	0	0	0	0
Black/African American & White:	0	0	0	0	0	0	0	0
American Indian/Alaskan Native & Black/African American:	0	0	0	0	0	0	0	0
Other multi-racial:	0	0	0	0	0	0	0	0

PR03 - PHOENIX

Page: 375 of 408



U.S. Department of Housing and Urban Development
 Office of Community Planning and Development
 Integrated Disbursement and Information System
 CDBG Activity Summary Report (GPR) for Program Year 2022
 PHOENIX

Date: 08-Nov-2023
 Time: 12:51
 Page: 376

Asian/Pacific Islander:	0	0	0	0	0	0	0	0
Hispanic:	0	0	0	0	0	0	0	0
Total:	0	0	0	0	0	0	0	0
Female-headed Households:	0		0		0			

<i>Income Category:</i>				
	Owner	Renter	Total	Person
Extremely Low	0	0	0	0
Low Mod	0	0	0	0
Moderate	0	0	0	0
Non Low Moderate	0	0	0	0
Total	0	0	0	0
Percent Low/Mod				

Annual Accomplishments

Years	Accomplishment Narrative	# Benefiting
2022	The environmental review and scope of work for this project was completed in FY2022-23. The project is currently in the bid out phase. The rehabilitation for this project is anticipated to be completed in FY2023-24.	



U.S. Department of Housing and Urban Development
 Office of Community Planning and Development
 Integrated Disbursement and Information System
 CDBG Activity Summary Report (GPR) for Program Year 2022
 PHOENIX

Date: 08-Nov-2023
 Time: 12:51
 Page: 377

PGM Year:	2020					
Project:	0026 - CDBG Rental Rehabilitation Program					
IDIS Activity:	4788 - 1530 W. Fillmore Street					
Status:	Open	Objective:	Provide decent affordable housing			
Location:	1530 W Fillmore St Phoenix, AZ 85007-2239	Outcome:	Affordability			
		Matrix Code:	Rehab; Multi-Unit Residential (14B)	National Objective:	LMH	

Activity to prevent, prepare for, and respond to Coronavirus: No

Initial Funding Date: 03/06/2023

Description:

Residential Rental Rehabilitation Program provides flexible financing for the rehabilitation of single family/multifamily rental units intended to be occupied by low- and moderate-income tenants located in target areas within the city of Phoenix. Owner contribution/matching funds are required. Compliance with Neighborhood Preservation and Zoning Ordinance. Crime prevention through environmental design (CPTED) measures will be considered and incorporated when possible to use as support of neighborhood development and revitalization.

Financing

	Fund Type	Grant Year	Grant	Funded Amount	Drawn In Program Year	Drawn Thru Program Year
CDBG	EN	2020	B20MC040502	\$160,000.00	\$9,768.57	\$9,768.57
Total	Total			\$160,000.00	\$9,768.57	\$9,768.57

Proposed Accomplishments

Housing Units : 1

Actual Accomplishments

Number assisted:

	Owner		Renter		Total		Person	
	Total	Hispanic	Total	Hispanic	Total	Hispanic	Total	Hispanic
White:	0	0	0	0	0	0	0	0
Black/African American:	0	0	0	0	0	0	0	0
Asian:	0	0	0	0	0	0	0	0
American Indian/Alaskan Native:	0	0	0	0	0	0	0	0
Native Hawaiian/Other Pacific Islander:	0	0	0	0	0	0	0	0
American Indian/Alaskan Native & White:	0	0	0	0	0	0	0	0
Asian White:	0	0	0	0	0	0	0	0
Black/African American & White:	0	0	0	0	0	0	0	0
American Indian/Alaskan Native & Black/African American:	0	0	0	0	0	0	0	0
Other multi-racial:	0	0	0	0	0	0	0	0

PR03 - PHOENIX

Page: 377 of 408



U.S. Department of Housing and Urban Development
 Office of Community Planning and Development
 Integrated Disbursement and Information System
 CDBG Activity Summary Report (GPR) for Program Year 2022
 PHOENIX

Date: 08-Nov-2023
 Time: 12:51
 Page: 378

Asian/Pacific Islander:	0	0	0	0	0	0	0	0
Hispanic:	0	0	0	0	0	0	0	0
Total:	0	0	0	0	0	0	0	0
Female-headed Households:	0		0		0			

<i>Income Category:</i>				
	Owner	Renter	Total	Person
Extremely Low	0	0	0	0
Low Mod	0	0	0	0
Moderate	0	0	0	0
Non Low Moderate	0	0	0	0
Total	0	0	0	0
Percent Low/Mod				

Annual Accomplishments

Years	Accomplishment Narrative	# Benefiting
2022	The environmental review and scope of work for this project was completed in FY2022-23. The project is currently in the bid out phase. The rehabilitation for this project is anticipated to be completed in FY2023-24.	



U.S. Department of Housing and Urban Development
 Office of Community Planning and Development
 Integrated Disbursement and Information System
 CDBG Activity Summary Report (GPR) for Program Year 2022
 PHOENIX

Date: 08-Nov-2023
 Time: 12:51
 Page: 379

PGM Year: 2020
Project: 0026 - CDBG Rental Rehabilitation Program
IDIS Activity: 4789 - 1534 W. Fillmore
Status: Open
Location: 1534 W Fillmore St Phoenix, AZ 85007-2238
Objective: Provide decent affordable housing
Outcome: Affordability
Matrix Code: Rehab; Multi-Unit Residential (14B) **National Objective:** LMH

Activity to prevent, prepare for, and respond to Coronavirus: No

Initial Funding Date: 04/13/2023

Description:

Residential Rental Rehabilitation Program provides flexible financing for the rehabilitation of single family/multifamily rental units intended to be occupied by low- and moderate-income tenants located in target areas within the city of Phoenix. Owner contribution/matching funds are required. Compliance with Neighborhood Preservation and Zoning Ordinance. Crime prevention through environmental design (CPTED) measures will be considered and incorporated when possible to use as support of neighborhood development and revitalization.

Financing

	Fund Type	Grant Year	Grant	Funded Amount	Drawn In Program Year	Drawn Thru Program Year
CDBG	EN	2020	B20MC040502	\$194,325.30	\$9,091.15	\$9,091.15
Total	Total			\$194,325.30	\$9,091.15	\$9,091.15

Proposed Accomplishments

Housing Units : 1

Actual Accomplishments

Number assisted:

	Owner		Renter		Total		Person	
	Total	Hispanic	Total	Hispanic	Total	Hispanic	Total	Hispanic
White:	0	0	0	0	0	0	0	0
Black/African American:	0	0	0	0	0	0	0	0
Asian:	0	0	0	0	0	0	0	0
American Indian/Alaskan Native:	0	0	0	0	0	0	0	0
Native Hawaiian/Other Pacific Islander:	0	0	0	0	0	0	0	0
American Indian/Alaskan Native & White:	0	0	0	0	0	0	0	0
Asian White:	0	0	0	0	0	0	0	0
Black/African American & White:	0	0	0	0	0	0	0	0
American Indian/Alaskan Native & Black/African American:	0	0	0	0	0	0	0	0
Other multi-racial:	0	0	0	0	0	0	0	0

PR03 - PHOENIX

Page: 379 of 408



U.S. Department of Housing and Urban Development
 Office of Community Planning and Development
 Integrated Disbursement and Information System
 CDBG Activity Summary Report (GPR) for Program Year 2022
 PHOENIX

Date: 08-Nov-2023
 Time: 12:51
 Page: 380

Asian/Pacific Islander:	0	0	0	0	0	0	0	0
Hispanic:	0	0	0	0	0	0	0	0
Total:	0	0	0	0	0	0	0	0
Female-headed Households:	0		0		0			

<i>Income Category:</i>				
	Owner	Renter	Total	Person
Extremely Low	0	0	0	0
Low Mod	0	0	0	0
Moderate	0	0	0	0
Non Low Moderate	0	0	0	0
Total	0	0	0	0
Percent Low/Mod				

Annual Accomplishments

Years	Accomplishment Narrative	# Benefiting
2022	The environmental review and scope of work for this project was completed in FY2022-23. The project is currently in the bid out phase. The rehabilitation for this project is anticipated to be completed in FY2023-24.	



U.S. Department of Housing and Urban Development
 Office of Community Planning and Development
 Integrated Disbursement and Information System
 CDBG Activity Summary Report (GPR) for Program Year 2022
 PHOENIX

Date: 08-Nov-2023
 Time: 12:51
 Page: 381

PGM Year:	2020				
Project:	0026 - CDBG Rental Rehabilitation Program				
IDIS Activity:	4790 - 1324 E. Taylor St.				
Status:	Canceled 8/18/2023 12:00:00 AM	Objective:	Provide decent affordable housing		
Location:	1324 E Taylor St Phoenix, AZ 85006-3462	Outcome:	Affordability		
		Matrix Code:	Rehab; Multi-Unit Residential (14B)	National Objective:	LMH

Activity to prevent, prepare for, and respond to Coronavirus: No

Initial Funding Date: 03/06/2023

Description:

Residential Rental Rehabilitation Program provides flexible financing for the rehabilitation of single family/multifamily rental units intended to be occupied by low- and moderate-income tenants located in target areas within the city of Phoenix. Owner contribution/matching funds are required. Compliance with Neighborhood Preservation and Zoning Ordinance. Crime prevention through environmental design (CPTED) measures will be considered and incorporated when possible to use as support of neighborhood development and revitalization.

Financing

No data returned for this view. This might be because the applied filter excludes all data.

Proposed Accomplishments

Housing Units : 1

Actual Accomplishments

Number assisted:

	Owner		Renter		Total		Person	
	Total	Hispanic	Total	Hispanic	Total	Hispanic	Total	Hispanic
White:	0	0	0	0	0	0	0	0
Black/African American:	0	0	0	0	0	0	0	0
Asian:	0	0	0	0	0	0	0	0
American Indian/Alaskan Native:	0	0	0	0	0	0	0	0
Native Hawaiian/Other Pacific Islander:	0	0	0	0	0	0	0	0
American Indian/Alaskan Native & White:	0	0	0	0	0	0	0	0

PR03 - PHOENIX

Page: 381 of 408



U.S. Department of Housing and Urban Development
 Office of Community Planning and Development
 Integrated Disbursement and Information System
 CDBG Activity Summary Report (GPR) for Program Year 2022
 PHOENIX

Date: 08-Nov-2023
 Time: 12:51
 Page: 382

Asian White:	0	0	0	0	0	0	0	0
Black/African American & White:	0	0	0	0	0	0	0	0
American Indian/Alaskan Native & Black/African American:	0	0	0	0	0	0	0	0
Other multi-racial:	0	0	0	0	0	0	0	0
Asian/Pacific Islander:	0	0	0	0	0	0	0	0
Hispanic:	0	0	0	0	0	0	0	0
Total:	0	0	0	0	0	0	0	0

Female-headed Households: 0 0 0

Income Category:

	Owner	Renter	Total	Person
Extremely Low	0	0	0	0
Low Mod	0	0	0	0
Moderate	0	0	0	0
Non Low Moderate	0	0	0	0
Total	0	0	0	0
Percent Low/Mod				

Annual Accomplishments

No data returned for this view. This might be because the applied filter excludes all data.



U.S. Department of Housing and Urban Development
 Office of Community Planning and Development
 Integrated Disbursement and Information System
 CDBG Activity Summary Report (GPR) for Program Year 2022
 PHOENIX

Date: 08-Nov-2023
 Time: 12:51
 Page: 383

PGM Year:	2020				
Project:	0026 - CDBG Rental Rehabilitation Program				
IDIS Activity:	4791 - 1630 E. Monroe St				
Status:	Canceled 8/8/2023 6:39:51 PM	Objective:	Provide decent affordable housing		
Location:	1630 E Monroe St Phoenix, AZ 85034-1255	Outcome:	Affordability		
		Matrix Code:	Rehab; Multi-Unit Residential (14B)	National Objective:	LMH

Activity to prevent, prepare for, and respond to Coronavirus: No

Initial Funding Date: 03/06/2023

Description:

Residential Rental Rehabilitation Program provides flexible financing for the rehabilitation of single family/multifamily rental units intended to be occupied by low- and moderate-income tenants located in target areas within the city of Phoenix. Owner contribution/matching funds are required. Compliance with Neighborhood Preservation and Zoning Ordinance. Crime prevention through environmental design (CPTED) measures will be considered and incorporated when possible to use as support of neighborhood development and revitalization.

Financing

No data returned for this view. This might be because the applied filter excludes all data.

Proposed Accomplishments

Housing Units : 1

Actual Accomplishments

Number assisted:

	Owner		Renter		Total		Person	
	Total	Hispanic	Total	Hispanic	Total	Hispanic	Total	Hispanic
White:	0	0	0	0	0	0	0	0
Black/African American:	0	0	0	0	0	0	0	0
Asian:	0	0	0	0	0	0	0	0
American Indian/Alaskan Native:	0	0	0	0	0	0	0	0
Native Hawaiian/Other Pacific Islander:	0	0	0	0	0	0	0	0
American Indian/Alaskan Native & White:	0	0	0	0	0	0	0	0

PR03 - PHOENIX

Page: 383 of 408



U.S. Department of Housing and Urban Development
 Office of Community Planning and Development
 Integrated Disbursement and Information System
 CDBG Activity Summary Report (GPR) for Program Year 2022
 PHOENIX

Date: 08-Nov-2023
 Time: 12:51
 Page: 384

Asian White:	0	0	0	0	0	0	0	0
Black/African American & White:	0	0	0	0	0	0	0	0
American Indian/Alaskan Native & Black/African American:	0	0	0	0	0	0	0	0
Other multi-racial:	0	0	0	0	0	0	0	0
Asian/Pacific Islander:	0	0	0	0	0	0	0	0
Hispanic:	0	0	0	0	0	0	0	0
Total:	0	0	0	0	0	0	0	0

Female-headed Households: 0 0 0

Income Category:

	Owner	Renter	Total	Person
Extremely Low	0	0	0	0
Low Mod	0	0	0	0
Moderate	0	0	0	0
Non Low Moderate	0	0	0	0
Total	0	0	0	0
Percent Low/Mod				

Annual Accomplishments

No data returned for this view. This might be because the applied filter excludes all data.



U.S. Department of Housing and Urban Development
 Office of Community Planning and Development
 Integrated Disbursement and Information System
 CDBG Activity Summary Report (GPR) for Program Year 2022
 PHOENIX

Date: 08-Nov-2023
 Time: 12:51
 Page: 385

PGM Year: 2022
Project: 0004 - CDBG Public Facilities Request for Proposal
IDIS Activity: 4794 - Gompers ADA Enhancements and Security PF22
Status: Open
Location: 6601 N 27th Ave Phoenix, AZ 85017-1219
Objective: Create suitable living environments
Outcome: Availability/accessibility
Matrix Code: Facility for Persons with Disabilities (03B)
National Objective: LMC

Activity to prevent, prepare for, and respond to Coronavirus: No

Initial Funding Date: 03/20/2023

Description:

The City of Phoenix intends to utilize CDBG funds for a public facility improvement at the Gompers facility located at 6601 North 27th Avenue in Phoenix, Maricopa County, Arizona. The improvement project, known as "ADA Enhancements and Security", will expand the accessibility, safety, and capacity of the learning environment for the individuals who have developmental disabilities. Specific project activities include modifying existing flooring, installing a new security system, and installing automatic door openers and switches throughout the building. Approximately 20,000 sq ft of existing carpet will be removed and replaced with tile flooring in up to 12 program rooms. A badging system will be installed at four exterior entrances. These improvements will eliminate external obstacles to success by improving egress and ingress mobility to classrooms and thereby increase capacity of learning for individuals who receive support services at the facility.

Financing

	Fund Type	Grant Year	Grant	Funded Amount	Drawn In Program Year	Drawn Thru Program Year
CDBG	EN	2022	B22MC040502	\$8,734.00	\$4,991.01	\$4,991.01
Total	Total			\$8,734.00	\$4,991.01	\$4,991.01

Proposed Accomplishments

Public Facilities : 1

Actual Accomplishments

Number assisted:

	Owner		Renter		Total		Person	
	Total	Hispanic	Total	Hispanic	Total	Hispanic	Total	Hispanic
White:	0	0	0	0	0	0	0	0
Black/African American:	0	0	0	0	0	0	0	0
Asian:	0	0	0	0	0	0	0	0
American Indian/Alaskan Native:	0	0	0	0	0	0	0	0
Native Hawaiian/Other Pacific Islander:	0	0	0	0	0	0	0	0
American Indian/Alaskan Native & White:	0	0	0	0	0	0	0	0
Asian White:	0	0	0	0	0	0	0	0
Black/African American & White:	0	0	0	0	0	0	0	0

PR03 - PHOENIX

Page: 385 of 408



U.S. Department of Housing and Urban Development
 Office of Community Planning and Development
 Integrated Disbursement and Information System
 CDBG Activity Summary Report (GPR) for Program Year 2022
 PHOENIX

Date: 08-Nov-2023
 Time: 12:51
 Page: 386

American Indian/Alaskan Native & Black/African American:	0	0	0	0	0	0	0	0
Other multi-racial:	0	0	0	0	0	0	0	0
Asian/Pacific Islander:	0	0	0	0	0	0	0	0
Hispanic:	0	0	0	0	0	0	0	0
Total:	0	0	0	0	0	0	0	0

Female-headed Households: 0 0 0

Income Category:	Owner	Renter	Total	Person
Extremely Low	0	0	0	0
Low Mod	0	0	0	0
Moderate	0	0	0	0
Non Low Moderate	0	0	0	0
Total	0	0	0	0
Percent Low/Mod				

Annual Accomplishments

Years	Accomplishment Narrative	# Benefiting
2022	During this program year, city staff assisted the subrecipient with environmental review and procurement. Project completion to be reported in PY2023. Benefit data to be reported in PY2024.	



U.S. Department of Housing and Urban Development
 Office of Community Planning and Development
 Integrated Disbursement and Information System
 CDBG Activity Summary Report (GPR) for Program Year 2022
 PHOENIX

Date: 08-Nov-2023
 Time: 12:51
 Page: 387

PGM Year: 2022
Project: 0004 - CDBG Public Facilities Request for Proposal
IDIS Activity: 4795 - Opportunity Tree ADA Accessible Renovations PF22
Status: Open
Location: 3146 E Windsor Ave Phoenix, AZ 85008-1135
Objective: Create suitable living environments
Outcome: Availability/accessibility
Matrix Code: Facility for Persons with Disabilities (03B)
National Objective: LMC

Activity to prevent, prepare for, and respond to Coronavirus: No

Initial Funding Date: 03/20/2023

Description:

The Opportunity Tree is proposing to undertake ADA accessible renovations at their facility located at 3146 East Windsor Avenue in Phoenix, Maricopa County, Arizona using Community Development Block Grant (CDBG) funds administered by the City of Phoenix. Project activities involve bathroom renovations, door replacements, parking expansion, and construction of a new stormwater retention basin. Specific project activities include excavating and hauling off native soils; removing vegetation; constructing a new 3,392-sq. ft. asphalt parking lot, including eight standard parking spaces and one ADA-accessible parking space; constructing a new concrete 3-foot-wide ADA-accessible sidewalk from the new parking lot to the side entrance of the main building; planting new shade trees in the new parking lot; installing nine new doors with four automated accessibility operators in main building; renovating three existing bathrooms, including relocating doors as required, patching and repairing walls, floors, and ceilings; removing and replacing exhaust fans and ductwork, installing new waste and water lines, replacing bathroom fixtures; removing existing vegetation including trees; relocating an irrigation valve; and constructing a new 1,726-cubic ft. grass-lined stormwater basin with a 4 ft. diameter bubble up manhole and drain pipe connected to stormwater grate in new parking lot.

Financing

	Fund Type	Grant Year	Grant	Funded Amount	Drawn In Program Year	Drawn Thru Program Year
CDBG	EN	2022	B22MC040502	\$81,508.61	\$292.50	\$292.50
Total	Total			\$81,508.61	\$292.50	\$292.50

Proposed Accomplishments

Public Facilities : 1

Actual Accomplishments

Number assisted:

	Owner		Renter		Total		Person	
	Total	Hispanic	Total	Hispanic	Total	Hispanic	Total	Hispanic
White:	0	0	0	0	0	0	0	0
Black/African American:	0	0	0	0	0	0	0	0
Asian:	0	0	0	0	0	0	0	0
American Indian/Alaskan Native:	0	0	0	0	0	0	0	0
Native Hawaiian/Other Pacific Islander:	0	0	0	0	0	0	0	0



U.S. Department of Housing and Urban Development
 Office of Community Planning and Development
 Integrated Disbursement and Information System
 CDBG Activity Summary Report (GPR) for Program Year 2022
 PHOENIX

Date: 08-Nov-2023
 Time: 12:51
 Page: 388

American Indian/Alaskan Native & White:	0	0	0	0	0	0	0	0
Asian White:	0	0	0	0	0	0	0	0
Black/African American & White:	0	0	0	0	0	0	0	0
American Indian/Alaskan Native & Black/African American:	0	0	0	0	0	0	0	0
Other multi-racial:	0	0	0	0	0	0	0	0
Asian/Pacific Islander:	0	0	0	0	0	0	0	0
Hispanic:	0	0	0	0	0	0	0	0
Total:	0	0	0	0	0	0	0	0

Female-headed Households: 0 0 0

Income Category:	Owner	Renter	Total	Person
Extremely Low	0	0	0	0
Low Mod	0	0	0	0
Moderate	0	0	0	0
Non Low Moderate	0	0	0	0
Total	0	0	0	0
Percent Low/Mod				

Annual Accomplishments

Years	Accomplishment Narrative	# Benefiting
2022	During this program year, city staff assisted the subrecipient with environmental review and procurement. Project completion to be reported in PY2023. Benefit data to be reported in PY2024.	



U.S. Department of Housing and Urban Development
 Office of Community Planning and Development
 Integrated Disbursement and Information System
 CDBG Activity Summary Report (GPR) for Program Year 2022
 PHOENIX

Date: 08-Nov-2023
 Time: 12:51
 Page: 389

PGM Year: 2022
Project: 0003 - CDBG Neighborhood Enhancement and Infrastructure Program
IDIS Activity: 4796 - Burton Barr College Depot

Status: Open
Location: 1221 N Central Ave Phoenix, AZ 85004-1820
Objective: Create suitable living environments
Outcome: Availability/accessibility
Matrix Code: Neighborhood Facilities (03E) **National Objective:** LMC

Activity to prevent, prepare for, and respond to Coronavirus: No

Initial Funding Date: 03/20/2023

Description:

The City of Phoenix will utilize CDBG funds to expand the footprint of College Depot on the 2nd floor of the Burton Barr Central Library with meeting spaces in order to serve more students and families with free college access services and connection to GED and high school diploma programs.

Financing

	Fund Type	Grant Year	Grant	Funded Amount	Drawn In Program Year	Drawn Thru Program Year
CDBG	EN	2021	B21MC040502	\$1,000,000.00	\$767.50	\$767.50
Total	Total			\$1,000,000.00	\$767.50	\$767.50

Proposed Accomplishments

Public Facilities : 1

Actual Accomplishments

Number assisted:

	Owner		Renter		Total		Person	
	Total	Hispanic	Total	Hispanic	Total	Hispanic	Total	Hispanic
White:	0	0	0	0	0	0	0	0
Black/African American:	0	0	0	0	0	0	0	0
Asian:	0	0	0	0	0	0	0	0
American Indian/Alaskan Native:	0	0	0	0	0	0	0	0
Native Hawaiian/Other Pacific Islander:	0	0	0	0	0	0	0	0
American Indian/Alaskan Native & White:	0	0	0	0	0	0	0	0
Asian White:	0	0	0	0	0	0	0	0
Black/African American & White:	0	0	0	0	0	0	0	0
American Indian/Alaskan Native & Black/African American:	0	0	0	0	0	0	0	0
Other multi-racial:	0	0	0	0	0	0	0	0
Asian/Pacific Islander:	0	0	0	0	0	0	0	0
Hispanic:	0	0	0	0	0	0	0	0



U.S. Department of Housing and Urban Development
 Office of Community Planning and Development
 Integrated Disbursement and Information System
 CDBG Activity Summary Report (GPR) for Program Year 2022
 PHOENIX

Date: 08-Nov-2023
 Time: 12:51
 Page: 390

Total:			0	0	0	0	0	0	0
Female-headed Households:			0		0		0		
Income Category:	Owner	Renter	Total		Person				
Extremely Low	0	0	0		0				
Low Mod	0	0	0		0				
Moderate	0	0	0		0				
Non Low Moderate	0	0	0		0				
Total	0	0	0		0				
Percent Low/Mod									

Annual Accomplishments

Years	Accomplishment Narrative	# Benefiting
2022	During this program year, city staff drafted the request for design proposals. Design, environmental, and bidding is expected in PY2023.	



U.S. Department of Housing and Urban Development
 Office of Community Planning and Development
 Integrated Disbursement and Information System
 CDBG Activity Summary Report (GPR) for Program Year 2022
 PHOENIX

Date: 08-Nov-2023
 Time: 12:51
 Page: 391

PGM Year: 2022
Project: 0020 - CDBG Housing Development Operations, Project Delivery and Request for Proposal - Housing Department
IDIS Activity: 4797 - Housing Development Operations/Project Delivery
Status: Canceled 8/15/2023 4:27:32 PM **Objective:** Create suitable living environments
Location: 200 W Washington St Phoenix, AZ 85003-1611 **Outcome:** Sustainability
Matrix Code: Rehab; Multi-Unit Residential (14B) **National Objective:** LMH

Activity to prevent, prepare for, and respond to Coronavirus: No

Initial Funding Date: 03/22/2023

Description:
 Housing project delivery.

Financing
 No data returned for this view. This might be because the applied filter excludes all data.

Proposed Accomplishments

Actual Accomplishments

Number assisted:

	Owner		Renter		Total		Person	
	Total	Hispanic	Total	Hispanic	Total	Hispanic	Total	Hispanic
White:	0	0	0	0	0	0	0	0
Black/African American:	0	0	0	0	0	0	0	0
Asian:	0	0	0	0	0	0	0	0
American Indian/Alaskan Native:	0	0	0	0	0	0	0	0
Native Hawaiian/Other Pacific Islander:	0	0	0	0	0	0	0	0
American Indian/Alaskan Native & White:	0	0	0	0	0	0	0	0
Asian White:	0	0	0	0	0	0	0	0
Black/African American & White:	0	0	0	0	0	0	0	0
American Indian/Alaskan Native & Black/African American:	0	0	0	0	0	0	0	0
Other multi-racial:	0	0	0	0	0	0	0	0
Asian/Pacific Islander:	0	0	0	0	0	0	0	0

PR03 - PHOENIX

Page: 391 of 408



U.S. Department of Housing and Urban Development
 Office of Community Planning and Development
 Integrated Disbursement and Information System
 CDBG Activity Summary Report (GPR) for Program Year 2022
 PHOENIX

Date: 08-Nov-2023
 Time: 12:51
 Page: 392

Hispanic:	0	0	0	0	0	0	0	0
Total:	0	0	0	0	0	0	0	0
Female-headed Households:	0	0	0	0	0	0	0	0
<i>Income Category:</i>								
	Owner	Renter	Total	Person				
Extremely Low	0	0	0	0				
Low Mod	0	0	0	0				
Moderate	0	0	0	0				
Non Low Moderate	0	0	0	0				
Total	0	0	0	0				
Percent Low/Mod								

Annual Accomplishments

No data returned for this view. This might be because the applied filter excludes all data.



U.S. Department of Housing and Urban Development
 Office of Community Planning and Development
 Integrated Disbursement and Information System
 CDBG Activity Summary Report (GPR) for Program Year 2022
 PHOENIX

Date: 08-Nov-2023
 Time: 12:51
 Page: 393

PGM Year: 2022
Project: 0003 - CDBG Neighborhood Enhancement and Infrastructure Program
IDIS Activity: 4798 - FOOTHILLS VILLAGE RAD PROJECT

Status: Completed 8/8/2023 12:00:00 AM
Location: 920 W Alta Vista Rd Phoenix, AZ 85041-5604
Objective: Create suitable living environments
Outcome: Availability/accessibility
Matrix Code: Rehab; Multi-Unit Residential (14B) **National Objective:** LMH

Activity to prevent, prepare for, and respond to Coronavirus: No

Initial Funding Date: 03/29/2023

Description:

The Housing Department Development Division will use CDBG funds to leverage HUD RAD Rehabilitation project at the Foothills Village affordable housing community. The Foothills Village affordable housing community was previously converted through the HUD RAD program from public housing to Section 8 Project-Based Voucher (PBV) rental assistance. The property, which sits on approximately 17.5 acres and consists of 200 units is currently under construction to renovate outdated units, replace major systems, and upgrade resident amenities. CDBG funds will address added scope items benefiting the residents of the Foothill Village affordable housing community as well as address construction costs increases due to pricing increases in the market and unforeseen conditions.

Financing

	Fund Type	Grant Year	Grant	Funded Amount	Drawn In Program Year	Drawn Thru Program Year
CDBG	EN	2020	B20MC040502	\$4,000,000.00	\$4,000,000.00	\$4,000,000.00
Total	Total			\$4,000,000.00	\$4,000,000.00	\$4,000,000.00

Proposed Accomplishments

Housing Units : 200

Actual Accomplishments

Number assisted:

	Owner		Renter		Total		Person	
	Total	Hispanic	Total	Hispanic	Total	Hispanic	Total	Hispanic
White:	0	0	95	78	95	78	0	0
Black/African American:	0	0	52	7	52	7	0	0
Asian:	0	0	1	0	1	0	0	0
American Indian/Alaskan Native:	0	0	5	2	5	2	0	0
Native Hawaiian/Other Pacific Islander:	0	0	1	0	1	0	0	0
American Indian/Alaskan Native & White:	0	0	0	0	0	0	0	0
Asian White:	0	0	0	0	0	0	0	0
Black/African American & White:	0	0	1	1	1	1	0	0
American Indian/Alaskan Native & Black/African American:	0	0	0	0	0	0	0	0

PR03 - PHOENIX

Page: 393 of 408



U.S. Department of Housing and Urban Development
 Office of Community Planning and Development
 Integrated Disbursement and Information System
 CDBG Activity Summary Report (GPR) for Program Year 2022
 PHOENIX

Date: 08-Nov-2023
 Time: 12:51
 Page: 394

Other multi-racial:	0	0	1	1	1	1	0	0
Asian/Pacific Islander:	0	0	0	0	0	0	0	0
Hispanic:	0	0	0	0	0	0	0	0
Total:	0	0	156	89	156	89	0	0
Female-headed Households:	0		106		106			

Income Category:				
	Owner	Renter	Total	Person
Extremely Low	0	135	135	0
Low Mod	0	17	17	0
Moderate	0	3	3	0
Non Low Moderate	0	1	1	0
Total	0	156	156	0
Percent Low/Mod		99.4%	99.4%	

Annual Accomplishments

Years	Accomplishment Narrative	# Benefiting
2022	The Foothills Village Rental Assistance Demonstration (RAD) Rehabilitation project consists of 200 units and sits on 17.85 acres. The property converted all units through the RAD Program on 11/30/2020 which switched the funding from Public Housing to Section 8 Project-Based Voucher (PBV) rental assistance. The property has 32 buildings, two stories high, and units consist of 1-4 bedrooms. The project is located at 920 W. Alta Vista Road, Phoenix, AZ. CDBG funds will be used for construction cost increases and added construction scope items such as landscape improvements. These items are budgeted at \$6.2 million in which materials will be ordered in Q2 2022 and Q3 2023. The entire project is estimated at \$34.9 million with the additional CDBG funding. All 200 units have completed rehabilitation and the property is leased at 95% occupancy.	



U.S. Department of Housing and Urban Development
 Office of Community Planning and Development
 Integrated Disbursement and Information System
 CDBG Activity Summary Report (GPR) for Program Year 2022
 PHOENIX

Date: 08-Nov-2023
 Time: 12:51
 Page: 395

PGM Year: 2022
Project: 0003 - CDBG Neighborhood Enhancement and Infrastructure Program
IDIS Activity: 4799 - Library Book Mobile

Status: Open
Location: 6620 W Lower Buckeye Rd Phoenix, AZ 85043-7804
Objective: Create suitable living environments
Outcome: Availability/accessibility
Matrix Code: Neighborhood Facilities (03E) **National Objective:** LMA

Activity to prevent, prepare for, and respond to Coronavirus: No

Initial Funding Date: 04/12/2023

Description:

The City of Phoenix will utilize CDBG funds to an empty parcel of land in order to house its future bookmobile service, which is set to launch Fall or Winter of 2023. Lot improvements include but are not limited to asphalt, utilities, light fixtures, bathrooms, security cameras, and a garage to house the bookmobile. The Bookmobile improvements will serve a low-to-moderate income area.

Financing

	Fund Type	Grant Year	Grant	Funded Amount	Drawn In Program Year	Drawn Thru Program Year
CDBG	EN	2020	B20MC040502	\$750,000.00	\$1,615.00	\$1,625.40
Total	Total			\$750,000.00	\$1,615.00	\$1,625.40

Proposed Accomplishments

Public Facilities : 1
 Total Population in Service Area: 27,380
 Census Tract Percent Low / Mod: 51.50

Annual Accomplishments

Years	Accomplishment Narrative	# Benefiting
2022	During this program year, city staff drafted the request for design proposals. Design, environmental, and bidding is expected in PY2023.	



U.S. Department of Housing and Urban Development
 Office of Community Planning and Development
 Integrated Disbursement and Information System
 CDBG Activity Summary Report (GPR) for Program Year 2022
 PHOENIX

Date: 08-Nov-2023
 Time: 12:51
 Page: 396

PGM Year: 2022
Project: 0003 - CDBG Neighborhood Enhancement and Infrastructure Program
IDIS Activity: 4800 - Library Book Mobile

Status: Canceled 8/4/2023 4:10:50 PM
Location: 6620 W Lower Buckeye Rd Phoenix, AZ 85043-7804
Objective: Create suitable living environments
Outcome: Availability/accessibility
Matrix Code: Neighborhood Facilities (03E) **National Objective:** LMA

Activity to prevent, prepare for, and respond to Coronavirus: No

Initial Funding Date: 04/18/2023

Description:

The Library Department seeks improvements to an empty parcel of land, to house its future bookmobile service, which is set to launch in the Fall or Winter of 2023. Lot improvements include but are not limited to asphalt, utilities, light fixtures, bathrooms, security cameras, and a garage to house the bookmobile. This is an underserved area with transportation limitations and no library services available within a five-mile area. The two closest libraries are also separated by both the I-10 Freeway to the north and expansive Salt River to the south. Completion of lot improvements to house a future bookmobile, will benefit customers in a previously underserved area, with access to library materials, services, and programs

Financing

No data returned for this view. This might be because the applied filter excludes all data.

Proposed Accomplishments

Public Facilities : 1
 Total Population in Service Area: 27,380
 Census Tract Percent Low / Mod: 51.50

Annual Accomplishments

No data returned for this view. This might be because the applied filter excludes all data.



U.S. Department of Housing and Urban Development
Office of Community Planning and Development
Integrated Disbursement and Information System
CDBG Activity Summary Report (GPR) for Program Year 2022
PHOENIX

Date: 08-Nov-2023
Time: 12:51
Page: 397



U.S. Department of Housing and Urban Development
 Office of Community Planning and Development
 Integrated Disbursement and Information System
 CDBG Activity Summary Report (GPR) for Program Year 2022
 PHOENIX

Date: 08-Nov-2023
 Time: 12:51
 Page: 398

PGM Year: 2022
Project: 0011 - CDBG Rental Rehabilitation Program
IDIS Activity: 4801 - Rental Rehab - 1324 E. Taylor Street
Status: Open
Location: 1324 E Taylor St Phoenix, AZ 85006-3462
Objective: Provide decent affordable housing
Outcome: Affordability
Matrix Code: Rehab; Multi-Unit Residential (14B) **National Objective:** LMH

Activity to prevent, prepare for, and respond to Coronavirus: No

Initial Funding Date: 04/25/2023

Description:

The Residential Rental Rehabilitation Program provides flexible financing for the rehabilitation of single family multifamily rental units intended to be occupied by low- and moderate-income tenants. The RRP will provide assistance to property owners of rental property located in targeted areas within the city of Phoenix with a commitment to provide safe, decent, affordable units to income-qualified tenants.

Financing

	Fund Type	Grant Year	Grant	Funded Amount	Drawn In Program Year	Drawn Thru Program Year
CDBG	EN	2019	B19MC040502	\$180,000.00	\$8,300.19	\$8,300.19
Total	Total			\$180,000.00	\$8,300.19	\$8,300.19

Proposed Accomplishments

Housing Units : 1

Actual Accomplishments

Number assisted:

	Owner		Renter		Total		Person	
	Total	Hispanic	Total	Hispanic	Total	Hispanic	Total	Hispanic
White:	0	0	0	0	0	0	0	0
Black/African American:	0	0	0	0	0	0	0	0
Asian:	0	0	0	0	0	0	0	0
American Indian/Alaskan Native:	0	0	0	0	0	0	0	0
Native Hawaiian/Other Pacific Islander:	0	0	0	0	0	0	0	0
American Indian/Alaskan Native & White:	0	0	0	0	0	0	0	0
Asian White:	0	0	0	0	0	0	0	0
Black/African American & White:	0	0	0	0	0	0	0	0
American Indian/Alaskan Native & Black/African American:	0	0	0	0	0	0	0	0
Other multi-racial:	0	0	0	0	0	0	0	0
Asian/Pacific Islander:	0	0	0	0	0	0	0	0



U.S. Department of Housing and Urban Development
 Office of Community Planning and Development
 Integrated Disbursement and Information System
 CDBG Activity Summary Report (GPR) for Program Year 2022
 PHOENIX

Date: 08-Nov-2023
 Time: 12:51
 Page: 399

Hispanic:	0	0	0	0	0	0	0	0
Total:	0	0	0	0	0	0	0	0
Female-headed Households:	0	0	0	0	0	0	0	0
<i>Income Category:</i>								
	Owner	Renter	Total	Person				
Extremely Low	0	0	0	0				
Low Mod	0	0	0	0				
Moderate	0	0	0	0				
Non Low Moderate	0	0	0	0				
Total	0	0	0	0				
Percent Low/Mod								

Annual Accomplishments

Years	Accomplishment Narrative	# Benefiting
2022	Project was started in this program year 2022. Property is at inspection stage. Project to go out to bid next Program year 2023 and expected completion date by 6/30/2024.	
2023		



U.S. Department of Housing and Urban Development
 Office of Community Planning and Development
 Integrated Disbursement and Information System
 CDBG Activity Summary Report (GPR) for Program Year 2022
 PHOENIX

Date: 08-Nov-2023
 Time: 12:51
 Page: 400

PGM Year:	2022				
Project:	0011 - CDBG Rental Rehabilitation Program				
IDIS Activity:	4802 - Rental Rehab - 1630 E. Monroe Street				
Status:	Open	Objective:	Provide decent affordable housing		
Location:	1630 E Monroe St Phoenix, AZ 85034-1255	Outcome:	Affordability		
		Matrix Code:	Rehab; Multi-Unit Residential (14B)	National Objective:	LMH

Activity to prevent, prepare for, and respond to Coronavirus: No

Initial Funding Date: 04/25/2023

Description:

The Residential Rental Rehabilitation Program provides flexible financing for the rehabilitation of single family multifamily rental units intended to be occupied by low- and moderate-income tenants. The RRP will provide assistance to property owners of rental property located in targeted areas within the city of Phoenix with a commitment to provide safe, decent, affordable units to income-qualified tenants.

Financing

	Fund Type	Grant Year	Grant	Funded Amount	Drawn In Program Year	Drawn Thru Program Year
CDBG	EN	2019	B19MC040502	\$180,000.00	\$6,984.52	\$6,984.52
Total	Total			\$180,000.00	\$6,984.52	\$6,984.52

Proposed Accomplishments

Housing Units : 1

Actual Accomplishments

Number assisted:

	Owner		Renter		Total		Person	
	Total	Hispanic	Total	Hispanic	Total	Hispanic	Total	Hispanic
White:	0	0	0	0	0	0	0	0
Black/African American:	0	0	0	0	0	0	0	0
Asian:	0	0	0	0	0	0	0	0
American Indian/Alaskan Native:	0	0	0	0	0	0	0	0
Native Hawaiian/Other Pacific Islander:	0	0	0	0	0	0	0	0
American Indian/Alaskan Native & White:	0	0	0	0	0	0	0	0
Asian White:	0	0	0	0	0	0	0	0
Black/African American & White:	0	0	0	0	0	0	0	0
American Indian/Alaskan Native & Black/African American:	0	0	0	0	0	0	0	0
Other multi-racial:	0	0	0	0	0	0	0	0
Asian/Pacific Islander:	0	0	0	0	0	0	0	0



U.S. Department of Housing and Urban Development
 Office of Community Planning and Development
 Integrated Disbursement and Information System
 CDBG Activity Summary Report (GPR) for Program Year 2022
 PHOENIX

Date: 08-Nov-2023
 Time: 12:51
 Page: 401

Hispanic:	0	0	0	0	0	0	0	0
Total:	0	0	0	0	0	0	0	0
Female-headed Households:	0	0	0	0	0	0	0	0
<i>Income Category:</i>								
	Owner	Renter	Total	Person				
Extremely Low	0	0	0	0				
Low Mod	0	0	0	0				
Moderate	0	0	0	0				
Non Low Moderate	0	0	0	0				
Total	0	0	0	0				
Percent Low/Mod								

Annual Accomplishments

Years	Accomplishment Narrative	# Benefiting
2022	Project was started in program year 2022. Project is in environmental stage at this time. Once environmental received, will proceed to inspection phase, and then bid stage. Project to go out to bid next Program year 2023 and expected completion date by 6/30/2024.	
2023		



U.S. Department of Housing and Urban Development
 Office of Community Planning and Development
 Integrated Disbursement and Information System
 CDBG Activity Summary Report (GPR) for Program Year 2022
 PHOENIX

Date: 08-Nov-2023
 Time: 12:51
 Page: 402

PGM Year:	2023		
Project:	0003 - CDBG Neighborhood Enhancement and Infrastructure Program		
IDIS Activity:	4803 - Edison Impact HUB Housing Parasols Art Project- CHOICE		
Status:	Canceled 8/15/2023 4:31:23 PM	Objective:	Create suitable living environments
Location:	1824 E McKinley St Phoenix, AZ 85006-3665	Outcome:	Availability/accessibility
		Matrix Code:	Neighborhood Facilities (03E)
		National Objective:	LMA

Activity to prevent, prepare for, and respond to Coronavirus: No

Initial Funding Date: 04/26/2023

Description:

The City of Phoenix Housing Department is seeking to utilize \$125,000 of CDBG funds for the design of art at the Edison Impact Hub. The art supports the Edison Impact Hub, which will serve the Edison-Eastlake community residents. The property is located within the Edison Eastlake Neighborhood and within the boundaries of the Choice Neighborhoods redevelopment area. The redevelopment project will be financed with American Rescue Plan Act of 2021, Choice Neighborhoods Planning Grant (Choice), Community Development Block Grant (CDBG), Economic Development Initiative/Community Project Grant, and Affordable Housing Funds. The art includes parasol sculpture night lighting, sculpture eddypaver surround, and individual seating. Additional CDBG funding is needed only for the artistic design. Design is expected to be complete by March 2023. The artist was selected through a competitive RFQu process, which met federal and city procurement requirements.

Financing

No data returned for this view. This might be because the applied filter excludes all data.

Proposed Accomplishments

Public Facilities : 3,235
 Total Population in Service Area: 3,815
 Census Tract Percent Low / Mod: 84.80

Annual Accomplishments

No data returned for this view. This might be because the applied filter excludes all data.



U.S. Department of Housing and Urban Development
Office of Community Planning and Development
Integrated Disbursement and Information System
CDBG Activity Summary Report (GPR) for Program Year 2022
PHOENIX

Date: 08-Nov-2023
Time: 12:51
Page: 403



U.S. Department of Housing and Urban Development
 Office of Community Planning and Development
 Integrated Disbursement and Information System
 CDBG Activity Summary Report (GPR) for Program Year 2022
 PHOENIX

Date: 08-Nov-2023
 Time: 12:51
 Page: 404

PGM Year: 2022
Project: 0020 - CDBG Housing Development Operations, Project Delivery and Request for Proposal - Housing Department
IDIS Activity: 4808 - HOUSING DEVELOPMENT OPERATIONS, PROJECT DELIVERY AND REQUEST FOR PROPOSAL
Status: Open
Location: 200 W Washington St Phoenix, AZ 85003-1611
Objective: Create suitable living environments
Outcome: Sustainability
Matrix Code: Rehab; Multi-Unit Residential (14B)
National Objective: LMH

Activity to prevent, prepare for, and respond to Coronavirus: No

Initial Funding Date: 05/30/2023

Description:

Housing Project Delivery.
 The City of Phoenix Housing Department Development Division is responsible for initiating and administering many diverse housing programs, all of which increase the supply of affordable rental housing or home-ownership opportunities for lower income households. These housing programs concentrate on providing assistance to households with incomes at or below 80% of area median income.

Financing

	Fund Type	Grant Year	Grant	Funded Amount	Drawn In Program Year	Drawn Thru Program Year
CDBG	EN	2022	B22MC040502	\$220,000.00	\$217,879.36	\$217,879.36
Total	Total			\$220,000.00	\$217,879.36	\$217,879.36

Proposed Accomplishments

Actual Accomplishments

Number assisted:

	Owner		Renter		Total		Person	
	Total	Hispanic	Total	Hispanic	Total	Hispanic	Total	Hispanic
White:	12	7	0	0	12	7	0	0
Black/African American:	12	0	0	0	12	0	0	0
Asian:	0	0	0	0	0	0	0	0
American Indian/Alaskan Native:	0	0	0	0	0	0	0	0
Native Hawaiian/Other Pacific Islander:	0	0	0	0	0	0	0	0
American Indian/Alaskan Native & White:	0	0	0	0	0	0	0	0
Asian White:	0	0	0	0	0	0	0	0
Black/African American & White:	0	0	0	0	0	0	0	0
American Indian/Alaskan Native & Black/African American:	0	0	0	0	0	0	0	0
Other multi-racial:	0	0	0	0	0	0	0	0
Asian/Pacific Islander:	0	0	0	0	0	0	0	0
Hispanic:	0	0	0	0	0	0	0	0

PR03 - PHOENIX

Page: 404 of 408



U.S. Department of Housing and Urban Development
 Office of Community Planning and Development
 Integrated Disbursement and Information System
 CDBG Activity Summary Report (GPR) for Program Year 2022
 PHOENIX

Date: 08-Nov-2023
 Time: 12:51
 Page: 405

Total:									
			24	7	0	0	24	7	0
Female-headed Households:			0		0		0		
<i>Income Category:</i>									
	Owner	Renter	Total		Person				
Extremely Low	0	0	0		0				
Low Mod	24	0	24		0				
Moderate	0	0	0		0				
Non Low Moderate	0	0	0		0				
Total	24	0	24		0				
Percent Low/Mod	100.0%		100.0%						

Annual Accomplishments

Years	Accomplishment Narrative	# Benefiting
2022	The City of Phoenix Housing Department Development Division had three new construction multifamily development projects completed, totaling 170 units with 25 units reserved as HOME Units. These units have a 40-year affordability period. The Division also successfully completed one down payment assistance transaction with a first-time homebuyer. Currently, there are 12 new construction multifamily development projects under construction totaling 1,184 new units with 125 units reserved as HOME units. Five projects are currently in the pre-development phase totaling 136 units with 47 units reserved as HOME Units.	



U.S. Department of Housing and Urban Development
 Office of Community Planning and Development
 Integrated Disbursement and Information System
 CDBG Activity Summary Report (GPR) for Program Year 2022
 PHOENIX

Date: 08-Nov-2023
 Time: 12:51
 Page: 406

PGM Year:	2022		
Project:	0003 - CDBG Neighborhood Enhancement and Infrastructure Program		
IDIS Activity:	4810 - Edison Impact HUB Housing Parasols Art Project- CHOICE		
Status:	Open	Objective:	Create suitable living environments
Location:	1824 E McKinley St Phoenix, AZ 85006-3665	Outcome:	Availability/accessibility
		Matrix Code:	Neighborhood Facilities (03E)
		National Objective:	LMA

Activity to prevent, prepare for, and respond to Coronavirus: No

Initial Funding Date: 06/23/2023

Description:

The City of Phoenix Housing Department is seeking to utilize \$125,000 of CDBG funds for the design of art at the Edison Impact Hub. The art supports the Edison Impact Hub, which will serve the Edison-Eastlake community residents. The property is located within the Edison Eastlake Neighborhood and within the boundaries of the Choice Neighborhoods redevelopment area. The redevelopment project will be financed with American Rescue Plan Act of 2021, Choice Neighborhoods Planning Grant (Choice), Community Development Block Grant (CDBG), Economic Development Initiative/Community Project Grant, and Affordable Housing Funds. The art includes parasol sculpture night lighting, sculpture eddypaver surround, and individual seating. Additional CDBG funding is needed only for the artistic design. Design is expected to be complete by March 2023. The artist was selected through a competitive RFQ process, which met federal and city procurement requirements.

Financing

	Fund Type	Grant Year	Grant	Funded Amount	Drawn In Program Year	Drawn Thru Program Year
CDBG	EN	2019	B19MC040502	\$42,000.00	\$42,000.00	\$42,000.00
Total	Total			\$42,000.00	\$42,000.00	\$42,000.00

Proposed Accomplishments

Public Facilities : 3,235
 Total Population in Service Area: 3,815
 Census Tract Percent Low / Mod: 84.80

Annual Accomplishments



U.S. Department of Housing and Urban Development
 Office of Community Planning and Development
 Integrated Disbursement and Information System
 CDBG Activity Summary Report (GPR) for Program Year 2022
 PHOENIX

Date: 08-Nov-2023
 Time: 12:51
 Page: 407

Years	Accomplishment Narrative	# Benefiting
2022	<p>Housing staff initiated the execution process for the contract amendment, and it was executed on April 19, 2023. Upon execution of the contract amendment, the artist submitted the necessary documentation for Milestone #4 65% Design Schematic and the associated invoice for \$16,000. 65% Schematic Design included developing the design for eddy paths to 65% completion, developing a conceptual lighting plan including illumination studies and lighting module selection, and having parasol engineering and patterns to 65% design completion. Staff initiated processing of the invoice and the payment was sent to the artist on April 24, 2023. After completing Milestone #4, the artist worked the remainder of the quarter to complete Milestone #5 80% Schematic Design.</p> <p>The artist attended the Choice Neighborhoods Design Charrette Open House on May 2, 2023, to discuss the Parasols art project updates with the community and complete the community engagement requirement per Milestone #5.</p>	



U.S. Department of Housing and Urban Development
Office of Community Planning and Development
Integrated Disbursement and Information System
CDBG Activity Summary Report (GPR) for Program Year 2022
PHOENIX

Date: 08-Nov-2023
Time: 12:51
Page: 408

Total Funded Amount:	\$95,435,324.42
Total Drawn Thru Program Year:	\$77,884,360.12
Total Drawn In Program Year:	\$33,165,305.95

PR26 - Financial Summary - 2022-23

	Office of Community Planning and Development U.S. Department of Housing and Urban Development Integrated Disbursement and Information System PR26 - CDBG Financial Summary Report Program Year 2022 PHOENIX , AZ	DATE: 11-08-23 TIME: 12:47 PAGE: 1
---	---	--

PART I: SUMMARY OF CDBG RESOURCES

01 UNEXPENDED CDBG FUNDS AT END OF PREVIOUS PROGRAM YEAR	30,392,781.05
02 ENTITLEMENT GRANT	15,660,741.00
03 SURPLUS URBAN RENEWAL	0.00
04 SECTION 108 GUARANTEED LOAN FUNDS	0.00
05 CURRENT YEAR PROGRAM INCOME	673,883.51
05a CURRENT YEAR SECTION 108 PROGRAM INCOME (FOR SI TYPE)	0.00
05b FUNDS RETURNED TO THE LINE-OF-CREDIT	0.00
05c FUNDS RETURNED TO THE LOCAL CDBG ACCOUNT	0.00
07 ADJUSTMENT TO COMPUTE TOTAL AVAILABLE	0.00
08 TOTAL AVAILABLE (SUM, LINES 01-07)	46,747,405.56

PART II: SUMMARY OF CDBG EXPENDITURES

09 DISBURSEMENTS OTHER THAN SECTION 108 REPAYMENTS AND PLANNING/ADMINISTRATION	21,834,076.16
10 ADJUSTMENT TO COMPUTE TOTAL AMOUNT SUBJECT TO LOW/MOD BENEFIT	0.00
11 AMOUNT SUBJECT TO LOW/MOD BENEFIT (LINE 09 + LINE 10)	21,834,076.16
12 DISBURSED IN IDIS FOR PLANNING/ADMINISTRATION	3,251,947.00
13 DISBURSED IN IDIS FOR SECTION 108 REPAYMENTS	0.00
14 ADJUSTMENT TO COMPUTE TOTAL EXPENDITURES	0.00
15 TOTAL EXPENDITURES (SUM, LINES 11-14)	25,086,023.16
16 UNEXPENDED BALANCE (LINE 08 - LINE 15)	21,661,382.40

PART III: LOW/MOD BENEFIT THIS REPORTING PERIOD

17 EXPENDED FOR LOW/MOD HOUSING IN SPECIAL AREAS	0.00
18 EXPENDED FOR LOW/MOD MULTI-UNIT HOUSING	7,264,560.87
19 DISBURSED FOR OTHER LOW/MOD ACTIVITIES	13,274,783.57
20 ADJUSTMENT TO COMPUTE TOTAL LOW/MOD CREDIT	0.00
21 TOTAL LOW/MOD CREDIT (SUM, LINES 17-20)	20,539,344.44
22 PERCENT LOW/MOD CREDIT (LINE 21/LINE 11)	94.16%

LOW/MOD BENEFIT FOR MULTI-YEAR CERTIFICATIONS

23 PROGRAM YEARS(PY) COVERED IN CERTIFICATION	PY: 2022 PY: PY:
24 CUMULATIVE NET EXPENDITURES SUBJECT TO LOW/MOD BENEFIT CALCULATION	21,834,076.16
25 CUMULATIVE EXPENDITURES BENEFITING LOW/MOD PERSONS	20,492,662.93
26 PERCENT BENEFIT TO LOW/MOD PERSONS (LINE 25/LINE 24)	93.86%

PART IV: PUBLIC SERVICE (PS) CAP CALCULATIONS

27 DISBURSED IN IDIS FOR PUBLIC SERVICES	2,521,299.01
28 PS UNLIQUIDATED OBLIGATIONS AT END OF CURRENT PROGRAM YEAR	0.00
29 PS UNLIQUIDATED OBLIGATIONS AT END OF PREVIOUS PROGRAM YEAR	0.00
30 ADJUSTMENT TO COMPUTE TOTAL PS OBLIGATIONS	(350,403.66)
31 TOTAL PS OBLIGATIONS (LINE 27 + LINE 28 - LINE 29 + LINE 30)	2,170,895.35
32 ENTITLEMENT GRANT	15,660,741.00
33 PRIOR YEAR PROGRAM INCOME	756,093.21
34 ADJUSTMENT TO COMPUTE TOTAL SUBJECT TO PS CAP	0.00
35 TOTAL SUBJECT TO PS CAP (SUM, LINES 32-34)	16,436,834.21
36 PERCENT FUNDS OBLIGATED FOR PS ACTIVITIES (LINE 31/LINE 35)	13.21%

PART V: PLANNING AND ADMINISTRATION (PA) CAP

37 DISBURSED IN IDIS FOR PLANNING/ADMINISTRATION	3,251,947.00
38 PA UNLIQUIDATED OBLIGATIONS AT END OF CURRENT PROGRAM YEAR	0.00
39 PA UNLIQUIDATED OBLIGATIONS AT END OF PREVIOUS PROGRAM YEAR	0.00
40 ADJUSTMENT TO COMPUTE TOTAL PA OBLIGATIONS	0.00
41 TOTAL PA OBLIGATIONS (LINE 37 + LINE 38 - LINE 39 +LINE 40)	3,251,947.00
42 ENTITLEMENT GRANT	15,660,741.00
43 CURRENT YEAR PROGRAM INCOME	673,883.51
44 ADJUSTMENT TO COMPUTE TOTAL SUBJECT TO PA CAP	0.00
45 TOTAL SUBJECT TO PA CAP (SUM, LINES 42-44)	16,354,624.51
46 PERCENT FUNDS OBLIGATED FOR PA ACTIVITIES (LINE 41/LINE 45)	19.89%



LINE 17 DETAIL: ACTIVITIES TO CONSIDER IN DETERMINING THE AMOUNT TO ENTER ON LINE 17

No data returned for this view. This might be because the applied filter excludes all data.

LINE 18 DETAIL: ACTIVITIES TO CONSIDER IN DETERMINING THE AMOUNT TO ENTER ON LINE 18

Plan Year	IDIS Project	IDIS Activity	Activity Name	Matrix Code	National Objective	Drawn Amount
2020	53	4695	CDBG Strategic Acquisition - 5th Avenue/ Van Buren Demolition	04	LWH	\$588.00
				04	Matrix Code	\$588.00
2016	14	4266	Housing Department / Project Delivery	14B	LWH	\$0.34
2020	26	4785	906 E. Fillmore St.	14B	LWH	\$8,337.66
2020	26	4786	1146 E. Fillmore St.	14B	LWH	\$7,000.12
2020	26	4787	1429 E. Fillmore Street	14B	LWH	\$12,534.62
2020	26	4788	1530 W. Fillmore Street	14B	LWH	\$9,768.57
2020	26	4789	1534 W. Fillmore	14B	LWH	\$9,091.15
2021	27	4659	Housing project Delivery	14B	LWH	\$4,584.68
2022	3	4784	Pine Towers HUD Rental Assistance Demonstration (RAD) Rehabilitation Project	14B	LWH	\$3,000,000.00
2022	3	4798	FOOTHILLS VILLAGE RAD PROJECT	14B	LWH	\$4,000,000.00
2022	11	4801	Rental Rehab - 1324 E. Taylor Street	14B	LWH	\$8,300.19
2022	11	4802	Rental Rehab - 1630 E. Monroe Street	14B	LWH	\$6,984.52
2022	20	4808	HOUSING DEVELOPMENT OPERATIONS, PROJECT DELIVERY AND REQUEST FOR PROPOSAL	14B	LWH	\$217,879.36
				14B	Matrix Code	\$7,284,561.21
Total						\$7,285,149.21

LINE 19 DETAIL: ACTIVITIES INCLUDED IN THE COMPUTATION OF LINE 19

Plan Year	IDIS Project	IDIS Activity	Voucher Number	Activity Name	Matrix Code	National Objective	Drawn Amount
2021	4	4730	6679181	ACCEL Phoenix ADA Enhancements	03B	LWC	\$1,589.73
2021	4	4730	6704485	ACCEL Phoenix ADA Enhancements	03B	LWC	\$162.00
2021	4	4730	6715429	ACCEL Phoenix ADA Enhancements	03B	LWC	\$759.27
2021	4	4730	6728070	ACCEL Phoenix ADA Enhancements	03B	LWC	\$972.00
2021	4	4730	6749156	ACCEL Phoenix ADA Enhancements	03B	LWC	\$729.00
2021	4	4730	6783699	ACCEL Phoenix ADA Enhancements	03B	LWC	\$243.00
2021	4	4730	6797289	ACCEL Phoenix ADA Enhancements	03B	LWC	\$105,081.00
2021	4	4731	6679181	Valleylife Prep Kitchen	03B	LWC	\$891.00
2021	4	4731	6704485	Valleylife Prep Kitchen	03B	LWC	\$243.00
2021	4	4731	6715429	Valleylife Prep Kitchen	03B	LWC	\$284.13
2021	4	4731	6728070	Valleylife Prep Kitchen	03B	LWC	\$1,265.75
2021	4	4731	6749156	Valleylife Prep Kitchen	03B	LWC	\$1,499.00
2021	4	4731	6756009	Valleylife Prep Kitchen	03B	LWC	\$414.73
2021	4	4731	6759637	Valleylife Prep Kitchen	03B	LWC	\$47.50
2021	4	4731	6762304	Valleylife Prep Kitchen	03B	LWC	\$891.00
2021	4	4731	6797289	Valleylife Prep Kitchen	03B	LWC	\$2,025.00
2022	4	4794	6759633	Compers ADA Enhancements and Security PF22	03B	LWC	\$4,343.01
2022	4	4794	6797312	Compers ADA Enhancements and Security PF22	03B	LWC	\$648.00
2022	4	4795	6759633	Opportunity Tree ADA Accessible Renovations PF22	03B	LWC	\$282.50
					03B	Matrix Code	\$122,380.62
2015	21	4494	6684393	John F. Long Family Services Center	03E	LMA	\$9,057.81
2015	21	4494	6704463	John F. Long Family Services Center	03E	LMA	\$1,680.00
2015	21	4494	6738569	John F. Long Family Services Center	03E	LMA	\$3,508.00
2015	21	4494	6755939	John F. Long Family Services Center	03E	LMA	\$23,822.05
2015	21	4494	6759653	John F. Long Family Services Center	03E	LMA	\$1,725.64
2015	21	4495	6684393	Sunnyslope Family Services Center	03E	LMA	\$10,710.01
2015	21	4495	6749154	Sunnyslope Family Services Center	03E	LMA	\$2,889.11
2015	21	4495	6762322	Sunnyslope Family Services Center	03E	LMA	\$1,975.14
2019	19	4780	6749798	Washington School District Clean Facilities CDBG-CV	03E	LMA	\$8,480.59
2019	19	4780	6759930	Washington School District Clean Facilities CDBG-CV	03E	LMA	\$1,377.00
2019	19	4780	6759641	Washington School District Clean Facilities CDBG-CV	03E	LMA	\$300,314.58
2019	19	4780	6762253	Washington School District Clean Facilities CDBG-CV	03E	LMA	\$493,804.62
2022	3	4796	6749156	Burton Barr College Depot	03E	LWC	\$236.00
2022	3	4796	6756009	Burton Barr College Depot	03E	LWC	\$334.50
2022	3	4798	6797289	Burton Barr College Depot	03E	LWC	\$107.00
2022	3	4799	6756033	Library Book Mobile	03E	LMA	\$365.00
2022	3	4799	6759656	Library Book Mobile	03E	LMA	\$424.50
2022	3	4799	6762234	Library Book Mobile	03E	LMA	\$98.50



Office of Community Planning and Development
 U.S. Department of Housing and Urban Development
 Integrated Disbursement and Information System
 FR26 - CDBG Financial Summary Report
 Program Year 2022
 PHOENIX , AZ

DATE: 11-08-23
 TIME: 12:47
 PAGE: 3

Plan Year	IDIS Project	IDIS Activity	Voucher Number	Activity Name	Matrix Code	National Objective	Drawn Amount
2022	3	4799	6797282	Library Book Mobile	03E	LMA	\$727.00
2022	3	4810	6762253	Edison Impact HUB Housing Parasols Art Project- CHOICE	03E	LMA	\$42,000.00
					03E	Matrix Code	\$903,727.05
2021	3	4667	6679170	2020-21 Parks Lighting Improvements	03F	LMA	\$2,616.00
2021	3	4667	6684393	2020-21 Parks Lighting Improvements	03F	LMA	\$1,555.00
2021	3	4667	6704463	2020-21 Parks Lighting Improvements	03F	LMA	\$2,381.00
2021	3	4667	6738569	2020-21 Parks Lighting Improvements	03F	LMA	\$4,844.00
2021	3	4667	6749166	2020-21 Parks Lighting Improvements	03F	LMA	\$4,575.13
2021	3	4667	6750446	2020-21 Parks Lighting Improvements	03F	LMA	\$1.27
2021	3	4667	6759653	2020-21 Parks Lighting Improvements	03F	LMA	\$1,353,100.00
2021	3	4667	6762211	2020-21 Parks Lighting Improvements	03F	LMA	\$560,650.53
2021	3	4667	6762247	2020-21 Parks Lighting Improvements	03F	LMA	\$766.30
2021	3	4667	6797278	2020-21 Parks Lighting Improvements	03F	LMA	\$4,031.33
2021	3	4668	6679170	West Plaza Park Renovation	03F	LMA	\$306,031.17
2021	3	4668	6684393	West Plaza Park Renovation	03F	LMA	\$154,360.15
2021	3	4668	6704463	West Plaza Park Renovation	03F	LMA	\$91,303.68
2021	3	4668	6715444	West Plaza Park Renovation	03F	LMA	\$158,555.97
2021	3	4668	6738569	West Plaza Park Renovation	03F	LMA	\$703,771.60
2021	3	4668	6749166	West Plaza Park Renovation	03F	LMA	\$167,951.97
2021	3	4668	6759643	West Plaza Park Renovation	03F	LMA	\$67,371.49
2021	3	4668	6759653	West Plaza Park Renovation	03F	LMA	\$280,678.46
2021	3	4668	6762247	West Plaza Park Renovation	03F	LMA	\$6,287.00
2021	3	4669	6679170	Momo Park Renovation	03F	LMA	\$6,121.25
2021	3	4669	6704463	Momo Park Renovation	03F	LMA	\$9,519.50
2021	3	4669	6715444	Momo Park Renovation	03F	LMA	\$1,543.75
2021	3	4669	6738569	Momo Park Renovation	03F	LMA	\$324.00
2021	3	4669	6749159	Momo Park Renovation	03F	LMA	\$2,574.75
2021	3	4669	6759643	Momo Park Renovation	03F	LMA	\$1,215.00
2021	3	4669	6762247	Momo Park Renovation	03F	LMA	\$31,029.00
2022	3	4737	6704463	Falcon Park Renovation	03F	LMA	\$8,561.25
2022	3	4737	6715436	Falcon Park Renovation	03F	LMA	\$3,080.50
2022	3	4737	6738594	Falcon Park Renovation	03F	LMA	\$9,639.10
2022	3	4737	6749159	Falcon Park Renovation	03F	LMA	\$168.00
2022	3	4737	6759643	Falcon Park Renovation	03F	LMA	\$5,470.80
2022	3	4737	6762253	Falcon Park Renovation	03F	LMA	\$7,324.43
2022	3	4737	6783702	Falcon Park Renovation	03F	LMA	\$120.27
2022	3	4737	6797278	Falcon Park Renovation	03F	LMA	\$2,745.75
2022	3	4752	6715433	Wilson Elementary Playground Turf	03F	LMA	\$243.00
2022	3	4752	6756036	Wilson Elementary Playground Turf	03F	LMA	\$778.99
2022	3	4752	6762247	Wilson Elementary Playground Turf	03F	LMA	\$243.00
2022	3	4752	6783704	Wilson Elementary Playground Turf	03F	LMA	\$647.07
2022	3	4778	6728088	Edison Park Splash Pad Replacement	03F	LMA	\$168.00
2022	3	4778	6738605	Edison Park Splash Pad Replacement	03F	LMA	\$814.00
2022	3	4778	6756036	Edison Park Splash Pad Replacement	03F	LMA	\$2,797.50
2022	3	4778	6762247	Edison Park Splash Pad Replacement	03F	LMA	\$81.00
2022	3	4778	6762253	Edison Park Splash Pad Replacement	03F	LMA	\$2,273.25
					03F	Matrix Code	\$3,958,116.32
2022	3	4783	6738605	Maryvale Street Light Project	03K	LMA	\$1,103.00
2022	3	4783	6749159	Maryvale Street Light Project	03K	LMA	\$753.00
2022	3	4783	6756036	Maryvale Street Light Project	03K	LMA	\$1,424.00
2022	3	4783	6759643	Maryvale Street Light Project	03K	LMA	\$970.25
2022	3	4783	6762247	Maryvale Street Light Project	03K	LMA	\$1,832.25
					03K	Matrix Code	\$6,082.50
2021	3	4665	6684393	T2050 MA2 ADA Ramp Replacements	03L	LMA	\$243.00
2021	3	4665	6749154	T2050 MA2 ADA Ramp Replacements	03L	LMA	\$1,863.00
2021	3	4665	6762322	T2050 MA2 ADA Ramp Replacements	03L	LMA	\$1,455.00
2021	3	4666	6679170	T2050 MA6 ADA Ramp Replacements	03L	LMA	\$15,679.55
2021	3	4666	6684393	T2050 MA6 ADA Ramp Replacements	03L	LMA	\$6,084.00
2021	3	4666	6715444	T2050 MA6 ADA Ramp Replacements	03L	LMA	\$190,088.98
2021	3	4666	6749154	T2050 MA6 ADA Ramp Replacements	03L	LMA	\$81.00
2021	3	4666	6762322	T2050 MA6 ADA Ramp Replacements	03L	LMA	\$734.00
					03L	Matrix Code	\$216,228.53
2021	34	4646	6704485	HSD CDBG Emergency Shelter Program (UMOM-single women)	03T	LWC	\$18,890.85
2021	36	4649	6679181	HSD CDBG Phoenix Starfish Place	03T	LWC	\$8,111.75
2021	36	4649	6715429	HSD CDBG Phoenix Starfish Place	03T	LWC	\$11,341.09
2022	27	4747	6738317	HSD CDBG Shelter Program (UMOM single women)	03T	LWC	\$181,093.45
2022	27	4747	6749154	HSD CDBG Shelter Program (UMOM single women)	03T	LWC	\$23,189.51
2022	27	4747	6759918	HSD CDBG Shelter Program (UMOM single women)	03T	LWC	\$19,628.46
2022	27	4747	6759633	HSD CDBG Shelter Program (UMOM single women)	03T	LWC	\$121,395.77
2022	27	4747	6773963	HSD CDBG Shelter Program (UMOM single women)	03T	LWC	\$35,389.05



Office of Community Planning and Development
 U.S. Department of Housing and Urban Development
 Integrated Disbursement and Information System
 PR26 - CDBG Financial Summary Report
 Program Year 2022
 PHOENIX , AZ

DATE: 11-08-23
 TIME: 12:47
 PAGE: 4

Plan Year	IDIS Project	IDIS Activity	Voucher Number	Activity Name	Matrix Code	National Objective	Drawn Amount
2022	27	4747	6797312	HSD CDBG Shelter Program (UMOM single women)	03T	LWC	\$13,303.76
2022	29	4749	6728117	HSD CDBG Phoenix Starfish Place	03T	LWC	\$36,507.58
2022	29	4749	6749154	HSD CDBG Phoenix Starfish Place	03T	LWC	\$24,750.11
2022	29	4749	6755918	HSD CDBG Phoenix Starfish Place	03T	LWC	\$28,550.75
2022	29	4749	6783697	HSD CDBG Phoenix Starfish Place	03T	LWC	\$15,325.28
2022	29	4749	6797312	HSD CDBG Phoenix Starfish Place	03T	LWC	\$11,174.18
2022	29	4749	6808934	HSD CDBG Phoenix Starfish Place	03T	LWC	\$7,210.52
							\$555,862.11
2016	16	4155	6750446	Enviro and Labor Standards	03Z	LWC	\$0.39
2021	2	4650	6679170	CDBG PROJECT DELIVERY	03Z	LWC	\$5,150.57
2021	2	4650	6756108	CDBG PROJECT DELIVERY	03Z	LWC	\$0.39
2021	3	4692	6679170	Eastlake Park Community Streetscape Art	03Z	LWA	\$168.00
2021	3	4692	6715433	Eastlake Park Community Streetscape Art	03Z	LWA	\$9,365.50
2021	3	4692	6728088	Eastlake Park Community Streetscape Art	03Z	LWA	\$325.00
2021	3	4692	6738605	Eastlake Park Community Streetscape Art	03Z	LWA	\$260.75
2021	3	4692	6783704	Eastlake Park Community Streetscape Art	03Z	LWA	\$10,296.21
2021	3	4699	6679170	Safe Route to School (SRTS) Sunland Avenue: 16th Drive to 15th Avenue	03Z	LWA	\$393.75
2021	3	4699	6684393	Safe Route to School (SRTS) Sunland Avenue: 16th Drive to 15th Avenue	03Z	LWA	\$472.00
2021	12	4652	6679170	CDBG Graffiti Removal	03Z	LWA	\$19,267.88
2021	12	4652	6704485	CDBG Graffiti Removal	03Z	LWA	\$573.97
2022	2	4713	6679170	CDBG Project Delivery, Environmental and Labor Standards	03Z	LWC	\$11,280.50
2022	2	4713	6715241	CDBG Project Delivery, Environmental and Labor Standards	03Z	LWC	\$66,708.01
2022	2	4713	6728117	CDBG Project Delivery, Environmental and Labor Standards	03Z	LWC	\$33,436.38
2022	2	4713	6738317	CDBG Project Delivery, Environmental and Labor Standards	03Z	LWC	\$29,316.40
2022	2	4713	6749154	CDBG Project Delivery, Environmental and Labor Standards	03Z	LWC	\$22,221.63
2022	2	4713	6755918	CDBG Project Delivery, Environmental and Labor Standards	03Z	LWC	\$35,181.98
2022	2	4713	6759633	CDBG Project Delivery, Environmental and Labor Standards	03Z	LWC	\$19,857.24
2022	2	4713	6762322	CDBG Project Delivery, Environmental and Labor Standards	03Z	LWC	\$9,987.40
2022	2	4713	6783697	CDBG Project Delivery, Environmental and Labor Standards	03Z	LWC	\$33,039.06
2022	2	4713	6797312	CDBG Project Delivery, Environmental and Labor Standards	03Z	LWC	\$33,145.62
2022	2	4713	6808934	CDBG Project Delivery, Environmental and Labor Standards	03Z	LWC	\$43,941.12
2022	5	4716	6679170	CDBG Graffiti Removal	03Z	LWA	\$42,454.70
2022	5	4716	6684393	CDBG Graffiti Removal	03Z	LWA	\$63,265.57
2022	5	4716	6715241	CDBG Graffiti Removal	03Z	LWA	\$149,134.80
2022	5	4716	6749154	CDBG Graffiti Removal	03Z	LWA	\$158,468.18
2022	5	4716	6755918	CDBG Graffiti Removal	03Z	LWA	\$41,864.27
2022	5	4716	6759633	CDBG Graffiti Removal	03Z	LWA	\$40,332.06
2022	5	4716	6762322	CDBG Graffiti Removal	03Z	LWA	\$17,419.59
2022	5	4716	6783697	CDBG Graffiti Removal	03Z	LWA	\$43,303.54
2022	5	4716	6797312	CDBG Graffiti Removal	03Z	LWA	\$85,916.79
							\$1,026,349.25
2016	3	4147	6750446	Ahwatukee Foothills YMCA - YOPAS	05A	LWC	\$0.01
2021	28	4628	6704474	DUET: PARTNERS IN HEALTH & AGING - CDBG PUBLIC SERVICE	05A	LWC	\$2,203.20
2021	28	4631	6704474	Chicanos Por La Causa - Seniors CDBG Public Service	05A	LWC	\$3,699.30
2021	28	4678	6704485	Chrysalis Veterans Services CDBG Public Service	05A	LWC	\$3,784.25
2021	28	4678	6715429	Chrysalis Veterans Services CDBG Public Service	05A	LWC	\$460.39
2021	28	4738	6704485	Father Matters, Inc.	05A	LWC	\$16,924.08
2022	21	4757	6715241	CANCER SUPPORT COMM FOR PHX SENIORS PS22	05A	LWC	\$11,933.47
2022	21	4757	6728117	CANCER SUPPORT COMM FOR PHX SENIORS PS22	05A	LWC	\$3,860.73
2022	21	4757	6738317	CANCER SUPPORT COMM FOR PHX SENIORS PS22	05A	LWC	\$4,435.28
2022	21	4757	6755918	CANCER SUPPORT COMM FOR PHX SENIORS PS22	05A	LWC	\$7,166.89
2022	21	4757	6783697	CANCER SUPPORT COMM FOR PHX SENIORS PS22	05A	LWC	\$1,420.00
2022	21	4757	6808934	CANCER SUPPORT COMM FOR PHX SENIORS PS22	05A	LWC	\$1,183.63
2022	21	4760	6715241	CPLC - HEATHLY AGING PS22	05A	LWC	\$8,045.80
2022	21	4760	6728117	CPLC - HEATHLY AGING PS22	05A	LWC	\$2,036.32
2022	21	4760	6749154	CPLC - HEATHLY AGING PS22	05A	LWC	\$2,820.59
2022	21	4760	6755918	CPLC - HEATHLY AGING PS22	05A	LWC	\$3,853.08
2022	21	4760	6783697	CPLC - HEATHLY AGING PS22	05A	LWC	\$1,749.21
2022	21	4760	6797312	CPLC - HEATHLY AGING PS22	05A	LWC	\$2,227.58
2022	21	4760	6808934	CPLC - HEATHLY AGING PS22	05A	LWC	\$2,347.58
							\$80,153.39
2016	3	4115	6750446	Foundation for Blind Children - Vision Rehabilitation Services	05B	LWC	\$0.01
2021	28	4635	6797289	Raising Special Kids CDBG Public Service	05B	LWC	\$8,757.00
2021	28	4671	6704485	SAAVI	05B	LWC	\$3,016.04
							\$11,773.05
2021	28	4625	6704474	BE A LEADER FOUNDATION - CDBG PUBLIC SERVICE	05D	LWC	\$4,268.85
2021	28	4626	6704474	BIG BROTHERS BIG SISTERS - CDBG PUBLIC SERVICE	05D	LWC	\$5,114.16
2021	28	4629	6704485	one-n-ten CDBG Public Service	05D	LWC	\$30,000.00
2021	28	4633	6704485	Child Crisis Arizona CDBG Public Service	05D	LWC	\$30,000.00
2021	28	4634	6704485	Homeless Youth Connection CDBG Public Service	05D	LWC	\$2,728.26



Office of Community Planning and Development
 U.S. Department of Housing and Urban Development
 Integrated Disbursement and Information System
 PR26 - CDBG Financial Summary Report
 Program Year 2022
 PHOENIX , AZ

DATE: 11-08-23
 TIME: 12:47
 PAGE: 5

Plan Year	IDIS Project	IDIS Activity	Voucher Number	Activity Name	Matrix Code	National Objective	Drawn Amount
2021	28	4636	6704485	TigerMountain Foundation CDBG Public Service	050	LMC	\$16,104.50
2021	28	4637	6704474	FUTURE FOR KIDS - CDBG PUBLIC SERVICE	050	LMC	\$1,958.40
2021	28	4638	6704474	NEIGHBORHOOD MINISTRIES - CDBG PUBLIC SERVICE	050	LMC	\$4,781.25
2021	28	4640	6704474	TECHNICAL ASSISTANCE PARTNERSHIP OF ARIZONA - CDBG PS	050	LMC	\$1,791.82
2021	28	4642	6704485	New Pathways for Youth CDBG Public Service	050	LMC	\$7,430.49
2021	28	4643	6704485	G Road CDBG Public Service	050	LMC	\$17,546.85
2021	28	4672	6704474	Elevate Phoenix	050	LMC	\$11,631.55
2021	28	4674	6704474	Phoenix Indian Center CDBG Public Service	050	LMC	\$6,072.07
2021	28	4685	6797282	Valley of the Sun YMCA Youth PS	050	LMC	\$1,341.06
2021	28	4693	6704485	Desert Mission Lincoln Learning Center CDBG PS	050	LMC	\$14,228.01
2021	28	4693	6728070	Desert Mission Lincoln Learning Center CDBG PS	050	LMC	\$11,771.99
2021	28	4694	6704485	Mo-Energiee Youth Foundation CDBG PS	050	LMC	\$5,571.24
2021	28	4701	6715249	ElMlesia Christian Church	050	LMC	\$8,513.41
2021	33	4658	6679181	2021/Aeroterra Youth	050	LMC	\$11,338.73
2021	33	4658	6704485	2021/Aeroterra Youth	050	LMC	\$3,064.38
2022	21	4755	6715241	CPLC - AFTERSCHOOL PROGRAM - PS22	050	LMC	\$6,045.04
2022	21	4755	6728117	CPLC - AFTERSCHOOL PROGRAM - PS22	050	LMC	\$4,744.92
2022	21	4755	6759918	CPLC - AFTERSCHOOL PROGRAM - PS22	050	LMC	\$9,770.71
2022	21	4755	6783697	CPLC - AFTERSCHOOL PROGRAM - PS22	050	LMC	\$1,706.25
2022	21	4755	6797312	CPLC - AFTERSCHOOL PROGRAM - PS22	050	LMC	\$3,237.64
2022	21	4755	6808934	CPLC - AFTERSCHOOL PROGRAM - PS22	050	LMC	\$4,495.37
2022	21	4756	6715241	FLORENCE CRITTENTON SERVICES OF AZ PS22	050	LMC	\$4,165.75
2022	21	4756	6728117	FLORENCE CRITTENTON SERVICES OF AZ PS22	050	LMC	\$2,925.43
2022	21	4756	6749154	FLORENCE CRITTENTON SERVICES OF AZ PS22	050	LMC	\$3,991.86
2022	21	4756	6759918	FLORENCE CRITTENTON SERVICES OF AZ PS22	050	LMC	\$3,207.09
2022	21	4756	6762322	FLORENCE CRITTENTON SERVICES OF AZ PS22	050	LMC	\$5,569.33
2022	21	4756	6797312	FLORENCE CRITTENTON SERVICES OF AZ PS22	050	LMC	\$7,665.78
2022	21	4756	6808934	FLORENCE CRITTENTON SERVICES OF AZ PS22	050	LMC	\$2,474.78
2022	21	4758	6715241	BALLET ARIZONA DANCE AZ SCH RES PS2	050	LMC	\$789.32
2022	21	4758	6738317	BALLET ARIZONA DANCE AZ SCH RES PS2	050	LMC	\$5,982.68
2022	21	4758	6759918	BALLET ARIZONA DANCE AZ SCH RES PS2	050	LMC	\$669.27
2022	21	4758	6759633	BALLET ARIZONA DANCE AZ SCH RES PS2	050	LMC	\$3,663.67
2022	21	4758	6762322	BALLET ARIZONA DANCE AZ SCH RES PS2	050	LMC	\$0.01
2022	21	4758	6793697	BALLET ARIZONA DANCE AZ SCH RES PS2	050	LMC	\$2,854.63
2022	21	4761	6715241	Child Crisis CDBG Public Service	050	LMC	\$12,976.37
2022	21	4761	6728117	Child Crisis CDBG Public Service	050	LMC	\$3,644.81
2022	21	4761	6749154	Child Crisis CDBG Public Service	050	LMC	\$3,211.03
2022	21	4761	6759918	Child Crisis CDBG Public Service	050	LMC	\$6,538.44
2022	21	4761	6762322	Child Crisis CDBG Public Service	050	LMC	\$3,025.88
2022	21	4761	6797312	Child Crisis CDBG Public Service	050	LMC	\$603.47
2022	21	4762	6728117	SOUNDS ACADEMY MUSIC PROGRAM PS22	050	LMC	\$7,796.00
2022	21	4762	6738317	SOUNDS ACADEMY MUSIC PROGRAM PS22	050	LMC	\$6,754.05
2022	21	4762	6759918	SOUNDS ACADEMY MUSIC PROGRAM PS22	050	LMC	\$2,376.25
2022	21	4762	6759633	SOUNDS ACADEMY MUSIC PROGRAM PS22	050	LMC	\$3,673.70
2022	26	4741	6715241	AEROTERRA YOUTH PROGRAM (HOUSING)	050	LMC	\$44,133.34
2022	26	4741	6728117	AEROTERRA YOUTH PROGRAM (HOUSING)	050	LMC	\$8,576.61
2022	26	4741	6738317	AEROTERRA YOUTH PROGRAM (HOUSING)	050	LMC	\$12,093.39
2022	26	4741	6749154	AEROTERRA YOUTH PROGRAM (HOUSING)	050	LMC	\$0,327.10
2022	26	4741	6759918	AEROTERRA YOUTH PROGRAM (HOUSING)	050	LMC	\$9,973.10
2022	26	4741	6759633	AEROTERRA YOUTH PROGRAM (HOUSING)	050	LMC	\$4,949.55
2022	26	4741	6762322	AEROTERRA YOUTH PROGRAM (HOUSING)	050	LMC	\$3,467.10
2022	26	4741	6773963	AEROTERRA YOUTH PROGRAM (HOUSING)	050	LMC	\$2,818.38
2022	26	4741	6783697	AEROTERRA YOUTH PROGRAM (HOUSING)	050	LMC	\$2,255.08
					050	Matrix Code	\$416,830.48
2017	22	4281	6797278	Sojourner Center - Services to Victims of Human Trafficking	050	LMC	\$0.34
					050	Matrix Code	\$0.34
2017	57	4259	6797278	Neighborhood Revitalization Coordination PS	051	LMA	\$0.07
					051	Matrix Code	\$0.07
2021	38	4651	6679181	HSD CDBG Landlord Tenant Education and Mediation	05K	LMC	\$7,379.09
2021	38	4651	6704485	HSD CDBG Landlord Tenant Education and Mediation	05K	LMC	\$1,403.00
2022	31	4751	6715241	HSD CDBG Landlord Tenant Education and Mediation	05K	LMC	\$80,654.12
2022	31	4751	6728117	HSD CDBG Landlord Tenant Education and Mediation	05K	LMC	\$21,904.23
2022	31	4751	6738317	HSD CDBG Landlord Tenant Education and Mediation	05K	LMC	\$15,837.25
2022	31	4751	6749154	HSD CDBG Landlord Tenant Education and Mediation	05K	LMC	\$15,797.71
2022	31	4751	6759918	HSD CDBG Landlord Tenant Education and Mediation	05K	LMC	\$8,347.90
2022	31	4751	6759633	HSD CDBG Landlord Tenant Education and Mediation	05K	LMC	\$4,680.89
2022	31	4751	6762322	HSD CDBG Landlord Tenant Education and Mediation	05K	LMC	\$3,550.52
2022	31	4751	6783697	HSD CDBG Landlord Tenant Education and Mediation	05K	LMC	\$7,689.72
2022	31	4751	6797312	HSD CDBG Landlord Tenant Education and Mediation	05K	LMC	\$13,150.62
2022	31	4751	6808934	HSD CDBG Landlord Tenant Education and Mediation	05K	LMC	\$3,982.50



Office of Community Planning and Development
 U.S. Department of Housing and Urban Development
 Integrated Disbursement and Information System
 PR26 - CDBG Financial Summary Report
 Program Year 2022
 PHOENIX , AZ

DATE: 11-08-23
 TIME: 12:47
 PAGE: 6

Plan Year	IDIS Project	IDIS Activity	Voucher Number	Activity Name	Matrix Code	National Objective	Drawn Amount
2016	18	4208	6750446	Emergency Tenant Assistance Program	05K	Matrix Code	\$184,377.55
2022	32	4753	6715241	HSD CDBG Landlord Tenant Emergency Assistance	05Q	LWC	\$0.05
2022	32	4753	6738317	HSD CDBG Landlord Tenant Emergency Assistance	05Q	LWC	\$1,265.52
2022	32	4753	6773953	HSD CDBG Landlord Tenant Emergency Assistance	05Q	LWC	\$965.52
					05Q	LWC	\$1,148.84
					05Q	Matrix Code	\$3,379.93
2017	22	4277	6797278	ICM Food and Clothing Bank - Emergency 2nd Bag of Food for Families	05W	LWC	\$0.20
					05W	Matrix Code	\$0.20
2017	22	4282	6797278	Unlimited Potential - Leaders in Action Promotora Program	05Z	LWC	\$0.36
2021	29	4657	6679170	CDBG NEIGHBORHOOD ENGAGEMENT COORDINATION	05Z	LMA	\$9,237.00
2021	32	4656	6679181	Family Self Sufficiency/2021	05Z	LWC	\$17,950.34
2021	35	4648	6679181	HSD CDBG Homeless Block Justice Involved SWBH	05Z	LWC	\$7,895.30
2021	35	4648	6704485	HSD CDBG Homeless Block Justice Involved SWBH	05Z	LWC	\$34,072.82
2022	21	4759	6715241	United States Veteran Initiative Public Service (US Vets)	05Z	LWC	\$5,634.39
2022	21	4759	6728117	United States Veteran Initiative Public Service (US Vets)	05Z	LWC	\$2,748.12
2022	21	4759	6749154	United States Veteran Initiative Public Service (US Vets)	05Z	LWC	\$10,959.20
2022	21	4759	6759918	United States Veteran Initiative Public Service (US Vets)	05Z	LWC	\$1,505.33
2022	21	4759	6762322	United States Veteran Initiative Public Service (US Vets)	05Z	LWC	\$4,052.08
2022	21	4759	6797312	United States Veteran Initiative Public Service (US Vets)	05Z	LWC	\$5,100.88
2022	22	4715	6679170	CDBG Neighborhood Engagement Coordination (Specialist)	05Z	LMA	\$20,832.17
2022	22	4715	6715241	CDBG Neighborhood Engagement Coordination (Specialist)	05Z	LMA	\$82,167.19
2022	22	4715	6728117	CDBG Neighborhood Engagement Coordination (Specialist)	05Z	LMA	\$18,391.49
2022	22	4715	6738317	CDBG Neighborhood Engagement Coordination (Specialist)	05Z	LMA	\$18,459.70
2022	22	4715	6749154	CDBG Neighborhood Engagement Coordination (Specialist)	05Z	LMA	\$11,068.61
2022	22	4715	6759918	CDBG Neighborhood Engagement Coordination (Specialist)	05Z	LMA	\$867.85
2022	22	4715	6759933	CDBG Neighborhood Engagement Coordination (Specialist)	05Z	LMA	\$10,326.28
2022	22	4715	6789697	CDBG Neighborhood Engagement Coordination (Specialist)	05Z	LMA	\$29,828.73
2022	22	4715	6797312	CDBG Neighborhood Engagement Coordination (Specialist)	05Z	LMA	\$30,447.37
2022	25	4740	6715241	FAMILY SELF SUFFICIENCY (HOUSING)	05Z	LWC	\$50,840.79
2022	25	4740	6728117	FAMILY SELF SUFFICIENCY (HOUSING)	05Z	LWC	\$435.08
2022	25	4740	6738317	FAMILY SELF SUFFICIENCY (HOUSING)	05Z	LWC	\$29,680.88
2022	25	4740	6749154	FAMILY SELF SUFFICIENCY (HOUSING)	05Z	LWC	\$166,092.37
2022	25	4740	6759918	FAMILY SELF SUFFICIENCY (HOUSING)	05Z	LWC	\$46,053.16
2022	25	4740	6759933	FAMILY SELF SUFFICIENCY (HOUSING)	05Z	LWC	\$34,075.25
2022	25	4740	6762322	FAMILY SELF SUFFICIENCY (HOUSING)	05Z	LWC	\$27,438.50
2022	25	4740	6789697	FAMILY SELF SUFFICIENCY (HOUSING)	05Z	LWC	\$65,750.85
2022	25	4740	6797312	FAMILY SELF SUFFICIENCY (HOUSING)	05Z	LWC	\$74,787.35
2022	25	4740	6808934	FAMILY SELF SUFFICIENCY (HOUSING)	05Z	LWC	\$6,455.78
2022	28	4748	6715241	HSD CDBG Homeless Block SWBH	05Z	LWC	\$31,762.65
2022	28	4748	6738317	HSD CDBG Homeless Block SWBH	05Z	LWC	\$11,951.74
2022	28	4748	6749154	HSD CDBG Homeless Block SWBH	05Z	LWC	\$10,045.00
2022	28	4748	6759918	HSD CDBG Homeless Block SWBH	05Z	LWC	\$21,040.45
2022	28	4748	6759933	HSD CDBG Homeless Block SWBH	05Z	LWC	\$13,763.05
2022	28	4748	6762322	HSD CDBG Homeless Block SWBH	05Z	LWC	\$20,705.48
2022	28	4748	6797312	HSD CDBG Homeless Block SWBH	05Z	LWC	\$12,359.45
2022	28	4748	6808934	HSD CDBG Homeless Block SWBH	05Z	LWC	\$14,118.87
2022	30	4750	6715241	HSD CDBG Homeless Street Outreach Navigators-CBI	05Z	LWC	\$136,076.94
2022	30	4750	6728117	HSD CDBG Homeless Street Outreach Navigators-CBI	05Z	LWC	\$45,375.94
2022	30	4750	6738317	HSD CDBG Homeless Street Outreach Navigators-CBI	05Z	LWC	\$40,571.79
2022	30	4750	6749154	HSD CDBG Homeless Street Outreach Navigators-CBI	05Z	LWC	\$44,112.61
2022	30	4750	6759918	HSD CDBG Homeless Street Outreach Navigators-CBI	05Z	LWC	\$42,647.22
2022	30	4750	6759933	HSD CDBG Homeless Street Outreach Navigators-CBI	05Z	LWC	\$5,437.71
2022	30	4750	6762322	HSD CDBG Homeless Street Outreach Navigators-CBI	05Z	LWC	\$4,560.56
2022	30	4750	6797312	HSD CDBG Homeless Street Outreach Navigators-CBI	05Z	LWC	\$4,320.83
2022	30	4750	6808934	HSD CDBG Homeless Street Outreach Navigators-CBI	05Z	LWC	\$1,896.40
					05Z	Matrix Code	\$1,268,921.89
2020	24	4595	6715432	Owner Occupied Housing Rehabilitation	14A	LWH	\$1,621.91
2020	24	4595	6749797	Owner Occupied Housing Rehabilitation	14A	LWH	\$934.17
2021	16	4660	6704485	Rehabilitation Operations - 2021	14A	LWH	\$316.75
2021	16	4683	6715429	2021 Owner Occupied Housing Rehabilitation	14A	LWH	\$3,271.75
2021	16	4683	6749156	2021 Owner Occupied Housing Rehabilitation	14A	LWH	\$4,903.99
2021	17	4681	6749156	Hardship Assistance Program	14A	LWH	\$35,469.61
2021	27	4663	6759637	HOUSING DEVELOPMENT	14A	LWH	\$22,118.72
2022	9	4720	6679170	Rehabilitation Operations 2022	14A	LWH	\$48,774.40
2022	9	4720	6715199	Rehabilitation Operations 2022	14A	LWH	\$186,370.76
2022	9	4720	6715241	Rehabilitation Operations 2022	14A	LWH	\$372,275.41
2022	9	4720	6728063	Rehabilitation Operations 2022	14A	LWH	\$19,420.49
2022	9	4720	6738300	Rehabilitation Operations 2022	14A	LWH	\$79,523.73
2022	9	4720	6738317	Rehabilitation Operations 2022	14A	LWH	\$346,616.37
2022	9	4720	6749154	Rehabilitation Operations 2022	14A	LWH	\$126,221.85



Office of Community Planning and Development
 U.S. Department of Housing and Urban Development
 Integrated Disbursement and Information System
 FR26 - CDBG Financial Summary Report
 Program Year 2022
 PHOENIX , AZ

DATE: 11-08-23
 TIME: 12:47
 PAGE: 7

Plan Year	IDIS Project	IDIS Activity	Voucher Number	Activity Name	Matrix Code	National Objective	Drawn Amount
2022	9	4720	6755892	Rehabilitation Operations 2022	14A	LWH	\$44,331.97
2022	9	4720	6755918	Rehabilitation Operations 2022	14A	LWH	\$110,176.70
2022	9	4720	6759477	Rehabilitation Operations 2022	14A	LWH	\$95,844.94
2022	9	4720	6762322	Rehabilitation Operations 2022	14A	LWH	\$90,407.50
2022	9	4720	6773934	Rehabilitation Operations 2022	14A	LWH	\$2,151.90
2022	9	4720	6783652	Rehabilitation Operations 2022	14A	LWH	\$7,988.20
2022	9	4720	6797131	Rehabilitation Operations 2022	14A	LWH	\$768,251.52
2022	9	4720	6797434	Rehabilitation Operations 2022	14A	LWH	\$63,304.17
2022	9	4744	6715241	Owner Occupied Housing Rehab Fund 2022	14A	LWH	\$955,073.48
2022	9	4744	6749154	Owner Occupied Housing Rehab Fund 2022	14A	LWH	\$161,457.77
2022	9	4744	6762322	Owner Occupied Housing Rehab Fund 2022	14A	LWH	\$132,212.93
2022	9	4744	6806934	Owner Occupied Housing Rehab Fund 2022	14A	LWH	\$2,327.70
2022	10	4746	6715241	2022 Hardship Assistance Program	14A	LWH	\$521.25
2022	10	4746	6749154	2022 Hardship Assistance Program	14A	LWH	\$1,158.53
2022	10	4746	6762322	2022 Hardship Assistance Program	14A	LWH	\$780.85
2022	10	4746	6783697	2022 Hardship Assistance Program	14A	LWH	\$30,096.00
2022	11	4722	6762304	Rental Rehab 2021 - 614 N 9th St	14A	LWH	\$8,121.72
2022	11	4722	6797289	Rental Rehab 2021 - 614 N 9th St	14A	LWH	\$0.01
2022	11	4723	6762304	Rental Rehab 2021 - 1910 E Adams St	14A	LWH	\$8,426.94
2022	11	4724	6762322	Rental Rehab 2021 - 1634 E Monroe St	14A	LWH	\$13,483.65
2022	11	4725	6762322	Rental Rehab 2021 - 1638 E Monroe St	14A	LWH	\$9,195.53
2022	11	4726	6762234	Rental Rehab - 1905 E Monroe Street	14A	LWH	\$8,772.34
2022	11	4728	6762304	Rental Rehab 2021 - 2912 E Roeser Rd.	14A	LWH	\$92,938.06
2022	11	4728	6762322	Rental Rehab 2021 - 2912 E Roeser Rd.	14A	LWH	\$508.42
2022	11	4728	6797289	Rental Rehab 2021 - 2912 E Roeser Rd.	14A	LWH	\$194,693.00
							\$3,120,064.99
2016	19	4732	6704463	Neighborhood Commercial Development	14E	LMA	\$559.30
2021	24	4709	6679170	Hotel Electric	14E	LMA	\$162.00
2021	24	4709	6684393	Hotel Electric	14E	LMA	\$2,619.00
2021	24	4709	6704494	Hotel Electric	14E	LMA	\$3,104.30
2021	24	4709	6715436	Hotel Electric	14E	LMA	\$3,882.20
2021	24	4709	6728065	Hotel Electric	14E	LMA	\$472.00
2021	24	4709	6749166	Hotel Electric	14E	LMA	\$221.00
2021	24	4709	6762304	Hotel Electric	14E	LMA	\$1,268.00
2021	24	4709	6806939	Hotel Electric	14E	LMA	\$2,268.00
2021	24	4710	6684393	Greek Town	14E	LMA	\$10,579.07
2021	24	4710	6728065	Greek Town	14E	LMA	\$383.00
2021	24	4710	6762304	Greek Town	14E	LMA	\$6,687.40
2021	24	4710	6806939	Greek Town	14E	LMA	\$5,268.00
2022	14	4717	6715241	Neighborhood Economic Development	14E	LMA	\$77,107.14
2022	14	4717	6738317	Neighborhood Economic Development	14E	LMA	\$26,264.09
2022	14	4717	6749154	Neighborhood Economic Development	14E	LMA	\$15,042.49
2022	14	4717	6762322	Neighborhood Economic Development	14E	LMA	\$3,411.39
2022	14	4717	6783697	Neighborhood Economic Development	14E	LMA	\$5,125.07
2022	14	4717	6797312	Neighborhood Economic Development	14E	LMA	\$4,948.54
							\$169,311.99
2017	28	4752	6797278	Code Enforcement	15	LMA	\$0.08
2021	13	4655	6679170	CDBG Code Enforcement	15	LMA	\$23,316.88
2021	13	4655	6704485	CDBG Code Enforcement	15	LMA	\$69,064.33
2021	13	4655	6750446	CDBG Code Enforcement	15	LMA	\$91,996.17
2021	13	4655	6762304	CDBG Code Enforcement	15	LMA	\$143,978.21
2022	6	4718	6679170	CDBG Code Enforcement	15	LMA	\$50,369.49
2022	6	4718	6684393	CDBG Code Enforcement	15	LMA	\$70,750.65
2022	6	4718	6715241	CDBG Code Enforcement	15	LMA	\$173,861.21
2022	6	4718	6738317	CDBG Code Enforcement	15	LMA	\$130,468.65
2022	6	4718	6749154	CDBG Code Enforcement	15	LMA	\$55,800.08
2022	6	4718	6755918	CDBG Code Enforcement	15	LMA	\$61,836.40
2022	6	4718	6759633	CDBG Code Enforcement	15	LMA	\$28,972.01
2022	6	4718	6762322	CDBG Code Enforcement	15	LMA	\$25,780.71
2022	6	4718	6783697	CDBG Code Enforcement	15	LMA	\$63,250.31
2022	6	4718	6797312	CDBG Code Enforcement	15	LMA	\$66,853.50
							\$1,056,098.68
2017	49	4733	6704494	Sosa Salon	18B	LMA	\$19,871.70
2017	49	4733	6728065	Sosa Salon	18B	LMA	\$393.00
2017	49	4733	6749166	Sosa Salon	18B	LMA	\$236.00
2017	49	4733	6762304	Sosa Salon	18B	LMA	\$11,316.53
2021	20	4703	6704485	MTA Operations	18B	LMCSV	\$2,722.40
2021	24	4664	6704485	NEIGHBORHOOD ECONOMIC DEVELOPMENT	18B	LMCSV	\$6,327.50
2022	17	4714	6715241	CDBG Management Technical Assistance Operations	18B	LMCSV	\$59,694.49
2022	17	4714	6728117	CDBG Management Technical Assistance Operations	18B	LMCSV	\$15,850.37



Office of Community Planning and Development
 U.S. Department of Housing and Urban Development
 Integrated Disbursement and Information System
 PR25 - CDBG Financial Summary Report
 Program Year 2022
 PHOENIX, AZ

DATE: 11-08-23
 TIME: 12:47
 PAGE: 8

Plan Year	IDIS Project	IDIS Activity	Voucher Number	Activity Name	Matrix Code	National Objective	Drawn Amount
2022	17	4714	6738317	CDBG Management Technical Assistance Operations	18B	LMCSV	\$5,961.39
2022	17	4714	6749154	CDBG Management Technical Assistance Operations	18B	LMCSV	\$113.75
2022	17	4714	6755918	CDBG Management Technical Assistance Operations	18B	LMCSV	\$113.75
2022	17	4714	6759633	CDBG Management Technical Assistance Operations	18B	LMCSV	\$113.75
2022	17	4714	6783697	CDBG Management Technical Assistance Operations	18B	LMCSV	\$1,700.15
2022	17	4714	6797312	CDBG Management Technical Assistance Operations	18B	LMCSV	\$36,452.35
2022	17	4754	6759633	CDBG Management Technical Assistance Consultants	18B	LMCSV	\$20.00
2022	17	4754	6797312	CDBG Management Technical Assistance Consultants	18B	LMCSV	\$14,247.50
Total							\$179,124.63
							\$13,274,783.57

LINE 27 DETAIL: ACTIVITIES INCLUDED IN THE COMPUTATION OF LINE 27

Plan Year	IDIS Project	IDIS Activity	Voucher Number	Activity to prevent, prepare for, and respond to Coronavirus	Activity Name	Grant Number	Fund Type	Matrix Code	National Objective	Drawn Amount
2021	34	4646	6704485	No	HSD CDBG Emergency Shelter Program (UMOM-single women)	B21MCD040502	EN	03T	LWC	\$18,890.85
2021	36	4649	6679381	No	HSD CDBG Phoenix Starfish Place	B21MCD040502	EN	03T	LWC	\$8,111.75
2021	36	4649	6715429	No	HSD CDBG Phoenix Starfish Place	B21MCD040502	EN	03T	LWC	\$11,341.09
2022	27	4747	6738317	No	HSD CDBG Shelter Program (UMOM single women)	B22MCD040502	EN	03T	LWC	\$181,093.45
2022	27	4747	6749154	No	HSD CDBG Shelter Program (UMOM single women)	B22MCD040502	EN	03T	LWC	\$23,189.51
2022	27	4747	6755918	No	HSD CDBG Shelter Program (UMOM single women)	B22MCD040502	EN	03T	LWC	\$19,628.46
2022	27	4747	6759633	No	HSD CDBG Shelter Program (UMOM single women)	B22MCD040502	EN	03T	LWC	\$121,305.77
2022	27	4747	6773953	No	HSD CDBG Shelter Program (UMOM single women)	B22MCD040502	EN	03T	LWC	\$35,389.05
2022	27	4747	6797312	No	HSD CDBG Shelter Program (UMOM single women)	B22MCD040502	EN	03T	LWC	\$13,303.76
2022	29	4749	6728117	No	HSD CDBG Phoenix Starfish Place	B22MCD040502	EN	03T	LWC	\$36,507.58
2022	29	4749	6749154	No	HSD CDBG Phoenix Starfish Place	B22MCD040502	EN	03T	LWC	\$24,750.11
2022	29	4749	6755918	No	HSD CDBG Phoenix Starfish Place	B22MCD040502	EN	03T	LWC	\$28,550.75
2022	29	4749	6783697	No	HSD CDBG Phoenix Starfish Place	B22MCD040502	EN	03T	LWC	\$15,325.28
2022	29	4749	6797312	No	HSD CDBG Phoenix Starfish Place	B22MCD040502	EN	03T	LWC	\$11,174.18
2022	29	4749	6808934	No	HSD CDBG Phoenix Starfish Place	B22MCD040502	EN	03T	LWC	\$7,210.52
									03T Matrix Code	\$555,862.11
2016	3	4147	6750446	No	Ahwatukee Foothills YMCA - YOPAS	B16MCD040502	EN	05A	LWC	\$0.01
2021	28	4628	6704474	No	DUET: PARTNERS IN HEALTH & AGING - CDBG PUBLIC SERVICE	B20MCD040502	EN	05A	LWC	\$2,203.20
2021	28	4631	6704474	No	Chicanos Por La Causa - Seniors CDBG Public Service	B20MCD040502	EN	05A	LWC	\$3,699.30
2021	28	4678	6704485	No	Chrysalis Veterans Services CDBG Public Service	B21MCD040502	EN	05A	LWC	\$3,784.25
2021	28	4678	6715429	No	Chrysalis Veterans Services CDBG Public Service	B21MCD040502	EN	05A	LWC	\$460.39
2021	28	4738	6704485	No	Father Matters, Inc.	B21MCD040502	EN	05A	LWC	\$16,924.08
2022	21	4757	6715241	No	CANCER SUPPORT COMM FOR PHX SENIORS PS22	B22MCD040502	EN	05A	LWC	\$11,933.47
2022	21	4757	6728117	No	CANCER SUPPORT COMM FOR PHX SENIORS PS22	B22MCD040502	EN	05A	LWC	\$3,860.73
2022	21	4757	6738317	No	CANCER SUPPORT COMM FOR PHX SENIORS PS22	B22MCD040502	EN	05A	LWC	\$4,435.28
2022	21	4757	6755918	No	CANCER SUPPORT COMM FOR PHX SENIORS PS22	B22MCD040502	EN	05A	LWC	\$7,166.89
2022	21	4757	6783697	No	CANCER SUPPORT COMM FOR PHX SENIORS PS22	B22MCD040502	EN	05A	LWC	\$1,420.00
2022	21	4757	6808934	No	CANCER SUPPORT COMM FOR PHX SENIORS PS22	B22MCD040502	EN	05A	LWC	\$1,183.63
2022	21	4760	6715241	No	CPLC - HEATHLY AGING PS22	B22MCD040502	EN	05A	LWC	\$8,045.80
2022	21	4760	6728117	No	CPLC - HEATHLY AGING PS22	B22MCD040502	EN	05A	LWC	\$2,038.32
2022	21	4760	6749154	No	CPLC - HEATHLY AGING PS22	B22MCD040502	EN	05A	LWC	\$2,820.59
2022	21	4760	6755918	No	CPLC - HEATHLY AGING PS22	B22MCD040502	EN	05A	LWC	\$3,853.08
2022	21	4760	6783697	No	CPLC - HEATHLY AGING PS22	B22MCD040502	EN	05A	LWC	\$1,749.21
2022	21	4760	6797312	No	CPLC - HEATHLY AGING PS22	B22MCD040502	EN	05A	LWC	\$2,227.58
2022	21	4760	6808934	No	CPLC - HEATHLY AGING PS22	B22MCD040502	EN	05A	LWC	\$2,347.58
									05A Matrix Code	\$80,153.39
2016	3	4115	6750446	No	Foundation for Blind Children - Vision Rehabilitation Services	B16MCD040502	EN	05B	LWC	\$0.01
2021	28	4635	6797289	No	Raising Special Kids CDBG Public Service	B21MCD040502	EN	05B	LWC	\$8,757.00
2021	28	4671	6704485	No	SAAVI	B21MCD040502	EN	05B	LWC	\$3,016.04
									05B Matrix Code	\$11,773.05
2021	28	4625	6704474	No	BE A LEADER FOUNDATION - CDBG PUBLIC SERVICE	B20MCD040502	EN	05D	LWC	\$4,288.95
2021	28	4626	6704474	No	BIG BROTHERS BIG SISTERS - CDBG PUBLIC SERVICE	B20MCD040502	EN	05D	LWC	\$5,114.16
2021	28	4629	6704485	No	one-n-ten CDBG Public Service	B21MCD040502	EN	05D	LWC	\$30,000.00
2021	28	4633	6704485	No	Child Crisis Arizona CDBG Public Service	B21MCD040502	EN	05D	LWC	\$30,000.00
2021	28	4634	6704485	No	Homeless Youth Connection CDBG Public Service	B21MCD040502	EN	05D	LWC	\$2,728.26
2021	28	4636	6704485	No	TigerMountain Foundation CDBG Public Service	B21MCD040502	EN	05D	LWC	\$16,104.50
2021	28	4637	6704474	No	FUTURE FOR KIDS - CDBG PUBLIC SERVICE	B20MCD040502	EN	05D	LWC	\$1,958.40
2021	28	4638	6704474	No	NEIGHBORHOOD MINISTRIES - CDBG PUBLIC SERVICE	B20MCD040502	EN	05D	LWC	\$4,781.25
2021	28	4640	6704474	No	TECHNICAL ASSISTANCE PARTNERSHIP OF ARIZONA - CDBG PS	B20MCD040502	EN	05D	LWC	\$1,791.82
2021	28	4642	6704485	No	New Pathways for Youth CDBG Public Service	B21MCD040502	EN	05D	LWC	\$7,430.49
2021	28	4643	6704485	No	G Road CDBG Public Service	B21MCD040502	EN	05D	LWC	\$17,546.85
2021	28	4672	6704474	No	Elevate Phoenix	B20MCD040502	EN	05D	LWC	\$11,631.55



Office of Community Planning and Development
 U.S. Department of Housing and Urban Development
 Integrated Disbursement and Information System
 PR26 - CDBG Financial Summary Report
 Program Year 2022
 PHOENIX , AZ

DATE: 11-08-23
 TIME: 12:47
 PAGE: 9

Plan Year	IDIS Project	IDIS Activity	Voucher Number	Activity to prevent, prepare for, and respond to	Activity Name	Grant Number	Fund Type	Matrix Code	National Objective	Drawn Amount
2021	28	4674	6704474	No	Phoenix Indian Center CDBG Public Service	B20MCD040502	EN	05D	LMC	\$6,072.07
2021	28	4685	6797282	No	Valley of the Sun YMCA Youth PS	B20MCD040502	EN	05D	LMC	\$1,341.06
2021	28	4693	6704485	No	Desert Mission Lincoln Learning Center CDBG PS	B21MCD040502	EN	05D	LMC	\$14,228.01
2021	28	4693	6728070	No	Desert Mission Lincoln Learning Center CDBG PS	B21MCD040502	EN	05D	LMC	\$11,771.99
2021	28	4694	6704485	No	Mo-Energiee Youth Foundation CDBG PS	B21MCD040502	EN	05D	LMC	\$5,571.24
2021	28	4701	6715429	No	Ekklesia Christian Church	B21MCD040502	EN	05D	LMC	\$8,513.41
2021	33	4658	6679381	No	2021/Aeroterra Youth	B21MCD040502	EN	05D	LMC	\$11,338.73
2021	33	4658	6704485	No	2021/Aeroterra Youth	B21MCD040502	EN	05D	LMC	\$3,064.38
2022	21	4755	6715241	No	CPLC - AFTERSCHOOL PROGRAM - PS22	B22MCD040502	EN	05D	LMC	\$6,045.04
2022	21	4755	6728117	No	CPLC - AFTERSCHOOL PROGRAM - PS22	B22MCD040502	EN	05D	LMC	\$4,744.92
2022	21	4755	6755918	No	CPLC - AFTERSCHOOL PROGRAM - PS22	B22MCD040502	EN	05D	LMC	\$9,770.71
2022	21	4755	6783697	No	CPLC - AFTERSCHOOL PROGRAM - PS22	B22MCD040502	EN	05D	LMC	\$1,706.25
2022	21	4755	6797312	No	CPLC - AFTERSCHOOL PROGRAM - PS22	B22MCD040502	EN	05D	LMC	\$3,237.64
2022	21	4755	6808934	No	CPLC - AFTERSCHOOL PROGRAM - PS22	B22MCD040502	EN	05D	LMC	\$4,495.37
2022	21	4756	6715241	No	FLORENCE CRITTENTON SERVICES OF AZ PS22	B22MCD040502	EN	05D	LMC	\$4,165.75
2022	21	4756	6728117	No	FLORENCE CRITTENTON SERVICES OF AZ PS22	B22MCD040502	EN	05D	LMC	\$2,925.43
2022	21	4756	6749154	No	FLORENCE CRITTENTON SERVICES OF AZ PS22	B22MCD040502	EN	05D	LMC	\$3,991.86
2022	21	4756	6755918	No	FLORENCE CRITTENTON SERVICES OF AZ PS22	B22MCD040502	EN	05D	LMC	\$3,207.09
2022	21	4756	6762322	No	FLORENCE CRITTENTON SERVICES OF AZ PS22	B22MCD040502	EN	05D	LMC	\$5,569.33
2022	21	4756	6797312	No	FLORENCE CRITTENTON SERVICES OF AZ PS22	B22MCD040502	EN	05D	LMC	\$7,665.78
2022	21	4756	6808934	No	FLORENCE CRITTENTON SERVICES OF AZ PS22	B22MCD040502	EN	05D	LMC	\$2,474.76
2022	21	4758	6715241	No	BALLET ARIZONA DANCE AZ SCH RES PS2	B22MCD040502	EN	05D	LMC	\$789.32
2022	21	4758	6738317	No	BALLET ARIZONA DANCE AZ SCH RES PS2	B22MCD040502	EN	05D	LMC	\$5,982.88
2022	21	4758	6755918	No	BALLET ARIZONA DANCE AZ SCH RES PS2	B22MCD040502	EN	05D	LMC	\$689.27
2022	21	4758	6759633	No	BALLET ARIZONA DANCE AZ SCH RES PS2	B22MCD040502	EN	05D	LMC	\$3,663.67
2022	21	4758	6762322	No	BALLET ARIZONA DANCE AZ SCH RES PS2	B22MCD040502	EN	05D	LMC	\$0.01
2022	21	4758	6783697	No	BALLET ARIZONA DANCE AZ SCH RES PS2	B22MCD040502	EN	05D	LMC	\$2,854.63
2022	21	4761	6715241	No	Child Crisis CDBG Public Service	B22MCD040502	EN	05D	LMC	\$12,976.37
2022	21	4761	6728117	No	Child Crisis CDBG Public Service	B22MCD040502	EN	05D	LMC	\$3,644.81
2022	21	4761	6749154	No	Child Crisis CDBG Public Service	B22MCD040502	EN	05D	LMC	\$3,211.03
2022	21	4761	6755918	No	Child Crisis CDBG Public Service	B22MCD040502	EN	05D	LMC	\$6,538.44
2022	21	4761	6762322	No	Child Crisis CDBG Public Service	B22MCD040502	EN	05D	LMC	\$3,025.88
2022	21	4761	6797312	No	Child Crisis CDBG Public Service	B22MCD040502	EN	05D	LMC	\$603.47
2022	21	4762	6728117	No	SOUNDS ACADEMY MUSIC PROGRAM PS22	B22MCD040502	EN	05D	LMC	\$7,796.00
2022	21	4762	6738317	No	SOUNDS ACADEMY MUSIC PROGRAM PS22	B22MCD040502	EN	05D	LMC	\$6,754.05
2022	21	4762	6755918	No	SOUNDS ACADEMY MUSIC PROGRAM PS22	B22MCD040502	EN	05D	LMC	\$2,376.25
2022	21	4762	6759633	No	SOUNDS ACADEMY MUSIC PROGRAM PS22	B22MCD040502	EN	05D	LMC	\$3,073.70
2022	26	4741	6715241	No	AEROTERRA YOUTH PROGRAM (HOUSING)	B22MCD040502	EN	05D	LMC	\$44,133.34
2022	26	4741	6728117	No	AEROTERRA YOUTH PROGRAM (HOUSING)	B22MCD040502	EN	05D	LMC	\$8,576.61
2022	26	4741	6738317	No	AEROTERRA YOUTH PROGRAM (HOUSING)	B22MCD040502	EN	05D	LMC	\$12,093.39
2022	26	4741	6749154	No	AEROTERRA YOUTH PROGRAM (HOUSING)	B22MCD040502	EN	05D	LMC	\$9,327.10
2022	26	4741	6755918	No	AEROTERRA YOUTH PROGRAM (HOUSING)	B22MCD040502	EN	05D	LMC	\$9,973.10
2022	26	4741	6759633	No	AEROTERRA YOUTH PROGRAM (HOUSING)	B22MCD040502	EN	05D	LMC	\$4,949.55
2022	26	4741	6762322	No	AEROTERRA YOUTH PROGRAM (HOUSING)	B22MCD040502	EN	05D	LMC	\$3,467.10
2022	26	4741	6773963	No	AEROTERRA YOUTH PROGRAM (HOUSING)	B22MCD040502	EN	05D	LMC	\$2,818.38
2022	26	4741	6783697	No	AEROTERRA YOUTH PROGRAM (HOUSING)	B22MCD040502	EN	05D	LMC	\$2,255.08
										\$416,830.48
2017	22	4281	6797278	No	Sojourner Center - Services to Victims of Human Trafficking	B17MCD040502	EN	05G	LMC	\$0.34
										\$0.34
2017	57	4259	6797278	No	Neighborhood Revitalization Coordination PS	B17MCD040502	EN	05I	LMA	\$0.07
										\$0.07
2021	38	4651	6679381	No	HSD CDBG Landlord Tenant Education and Mediation	B21MCD040502	EN	05K	LMC	\$7,379.09
2021	38	4651	6704485	No	HSD CDBG Landlord Tenant Education and Mediation	B21MCD040502	EN	05K	LMC	\$1,403.00
2022	31	4751	6715241	No	HSD CDBG Landlord Tenant Education and Mediation	B22MCD040502	EN	05K	LMC	\$80,054.12
2022	31	4751	6728117	No	HSD CDBG Landlord Tenant Education and Mediation	B22MCD040502	EN	05K	LMC	\$21,904.23
2022	31	4751	6738317	No	HSD CDBG Landlord Tenant Education and Mediation	B22MCD040502	EN	05K	LMC	\$15,837.25
2022	31	4751	6749154	No	HSD CDBG Landlord Tenant Education and Mediation	B22MCD040502	EN	05K	LMC	\$15,797.71
2022	31	4751	6755918	No	HSD CDBG Landlord Tenant Education and Mediation	B22MCD040502	EN	05K	LMC	\$6,347.90
2022	31	4751	6759633	No	HSD CDBG Landlord Tenant Education and Mediation	B22MCD040502	EN	05K	LMC	\$4,680.89
2022	31	4751	6762322	No	HSD CDBG Landlord Tenant Education and Mediation	B22MCD040502	EN	05K	LMC	\$3,550.52
2022	31	4751	6783697	No	HSD CDBG Landlord Tenant Education and Mediation	B22MCD040502	EN	05K	LMC	\$7,689.72
2022	31	4751	6797312	No	HSD CDBG Landlord Tenant Education and Mediation	B22MCD040502	EN	05K	LMC	\$13,150.62
2022	31	4751	6808934	No	HSD CDBG Landlord Tenant Education and Mediation	B22MCD040502	EN	05K	LMC	\$3,982.50
										\$184,377.55
2016	18	4208	6750446	No	Emergency Tenant Assistance Program	B16MCD040502	EN	05Q	LMC	\$0.05
2022	32	4753	6715241	No	HSD CDBG Landlord Tenant Emergency Assistance	B22MCD040502	EN	05Q	LMC	\$1,265.52
2022	32	4753	6738317	No	HSD CDBG Landlord Tenant Emergency Assistance	B22MCD040502	EN	05Q	LMC	\$965.52



Office of Community Planning and Development
 U.S. Department of Housing and Urban Development
 Integrated Disbursement and Information System
 PR26 - CDBG Financial Summary Report
 Program Year 2022
 PHOENIX, AZ

DATE: 11-08-23
 TIME: 12:47
 PAGE: 10

Plan Year	IDIS Project	IDIS Activity	Voucher Number	Activity to prevent, prepare for, and respond to Coronavirus	Activity Name	Grant Number	Fund Type	Matrix Code	National Objective	Drawn Amount
2022	32	4753	6773953	No	HSD CDBG Landlord Tenant Emergency Assistance	B22MCD40502	EN	05Q	LMC	\$1,148.84
								05Q	Matrix Code	\$3,379.93
2017	22	4277	6797278	No	ICM Food and Clothing Bank - Emergency 2nd Bag of Food for Families	B17MCD40502	EN	05W	LMC	\$0.20
								05W	Matrix Code	\$0.20
2017	22	4282	6797278	No	Unlimited Potential - Leaders in Action Promotora Program	B17MCD40502	EN	05Z	LMA	\$0.35
2021	29	4657	6679170	No	CDBG NEIGHBORHOOD ENGAGEMENT COORDINATION	B15MCD40502	EN	05Z	LMA	\$0,237.00
2021	32	4656	6679181	No	Family Self Sufficiency/2021	B21MCD40502	EN	05Z	LMC	\$17,950.34
2021	35	4648	6679181	No	HSD CDBG Homeless Block Justice Involved SWBH	B21MCD40502	EN	05Z	LWC	\$7,895.30
2021	35	4648	6704485	No	HSD CDBG Homeless Block Justice Involved SWBH	B21MCD40502	EN	05Z	LWC	\$34,072.82
2022	21	4759	6715241	No	United States Veteran Initiative Public Service (US Vets)	B22MCD40502	EN	05Z	LWC	\$5,634.39
2022	21	4759	6728117	No	United States Veteran Initiative Public Service (US Vets)	B22MCD40502	EN	05Z	LWC	\$2,748.12
2022	21	4759	6749154	No	United States Veteran Initiative Public Service (US Vets)	B22MCD40502	EN	05Z	LWC	\$10,959.20
2022	21	4759	6755918	No	United States Veteran Initiative Public Service (US Vets)	B22MCD40502	EN	05Z	LWC	\$1,505.33
2022	21	4759	6762322	No	United States Veteran Initiative Public Service (US Vets)	B22MCD40502	EN	05Z	LWC	\$4,052.08
2022	21	4759	6797312	No	United States Veteran Initiative Public Service (US Vets)	B22MCD40502	EN	05Z	LWC	\$5,100.88
2022	22	4715	6679170	No	CDBG Neighborhood Engagement Coordination (Specialist)	B15MCD40502	EN	05Z	LMA	\$20,832.17
2022	22	4715	6715241	No	CDBG Neighborhood Engagement Coordination (Specialist)	B22MCD40502	EN	05Z	LMA	\$87,167.19
2022	22	4715	6728117	No	CDBG Neighborhood Engagement Coordination (Specialist)	B22MCD40502	EN	05Z	LMA	\$13,391.49
2022	22	4715	6738317	No	CDBG Neighborhood Engagement Coordination (Specialist)	B22MCD40502	EN	05Z	LMA	\$18,459.70
2022	22	4715	6749154	No	CDBG Neighborhood Engagement Coordination (Specialist)	B22MCD40502	EN	05Z	LMA	\$11,088.61
2022	22	4715	6755918	No	CDBG Neighborhood Engagement Coordination (Specialist)	B22MCD40502	EN	05Z	LMA	\$867.85
2022	22	4715	6759633	No	CDBG Neighborhood Engagement Coordination (Specialist)	B22MCD40502	EN	05Z	LMA	\$10,326.28
2022	22	4715	6783697	No	CDBG Neighborhood Engagement Coordination (Specialist)	B22MCD40502	EN	05Z	LMA	\$29,828.73
2022	22	4715	6797312	No	CDBG Neighborhood Engagement Coordination (Specialist)	B22MCD40502	EN	05Z	LMA	\$30,447.37
2022	25	4740	6715241	No	FAMILY SELF SUFFICIENCY (HOUSING)	B22MCD40502	EN	05Z	LWC	\$50,840.79
2022	25	4740	6728117	No	FAMILY SELF SUFFICIENCY (HOUSING)	B22MCD40502	EN	05Z	LWC	\$435.08
2022	25	4740	6738317	No	FAMILY SELF SUFFICIENCY (HOUSING)	B22MCD40502	EN	05Z	LWC	\$29,690.88
2022	25	4740	6749154	No	FAMILY SELF SUFFICIENCY (HOUSING)	B22MCD40502	EN	05Z	LWC	\$166,092.37
2022	25	4740	6755918	No	FAMILY SELF SUFFICIENCY (HOUSING)	B22MCD40502	EN	05Z	LWC	\$46,053.16
2022	25	4740	6759633	No	FAMILY SELF SUFFICIENCY (HOUSING)	B22MCD40502	EN	05Z	LWC	\$34,075.25
2022	25	4740	6762322	No	FAMILY SELF SUFFICIENCY (HOUSING)	B22MCD40502	EN	05Z	LWC	\$27,438.50
2022	25	4740	6783697	No	FAMILY SELF SUFFICIENCY (HOUSING)	B22MCD40502	EN	05Z	LWC	\$55,750.85
2022	25	4740	6797312	No	FAMILY SELF SUFFICIENCY (HOUSING)	B22MCD40502	EN	05Z	LWC	\$74,787.35
2022	25	4740	6808934	No	FAMILY SELF SUFFICIENCY (HOUSING)	B22MCD40502	EN	05Z	LWC	\$6,455.76
2022	28	4748	6715241	No	HSD CDBG Homeless Block SWBH	B22MCD40502	EN	05Z	LWC	\$31,762.65
2022	28	4748	6738317	No	HSD CDBG Homeless Block SWBH	B22MCD40502	EN	05Z	LWC	\$11,951.74
2022	28	4748	6749154	No	HSD CDBG Homeless Block SWBH	B22MCD40502	EN	05Z	LWC	\$10,045.00
2022	28	4748	6755918	No	HSD CDBG Homeless Block SWBH	B22MCD40502	EN	05Z	LWC	\$22,040.45
2022	28	4748	6759633	No	HSD CDBG Homeless Block SWBH	B22MCD40502	EN	05Z	LWC	\$13,763.05
2022	28	4748	6762322	No	HSD CDBG Homeless Block SWBH	B22MCD40502	EN	05Z	LWC	\$20,705.48
2022	28	4748	6797312	No	HSD CDBG Homeless Block SWBH	B22MCD40502	EN	05Z	LWC	\$12,359.45
2022	28	4748	6808934	No	HSD CDBG Homeless Block SWBH	B22MCD40502	EN	05Z	LWC	\$14,118.87
2022	30	4750	6715241	No	HSD CDBG Homeless Street Outreach Navigators-CBI	B22MCD40502	EN	05Z	LWC	\$136,076.94
2022	30	4750	6728117	No	HSD CDBG Homeless Street Outreach Navigators-CBI	B22MCD40502	EN	05Z	LWC	\$45,375.94
2022	30	4750	6738317	No	HSD CDBG Homeless Street Outreach Navigators-CBI	B22MCD40502	EN	05Z	LWC	\$40,571.79
2022	30	4750	6749154	No	HSD CDBG Homeless Street Outreach Navigators-CBI	B22MCD40502	EN	05Z	LWC	\$44,112.61
2022	30	4750	6755918	No	HSD CDBG Homeless Street Outreach Navigators-CBI	B22MCD40502	EN	05Z	LWC	\$42,647.22
2022	30	4750	6759633	No	HSD CDBG Homeless Street Outreach Navigators-CBI	B22MCD40502	EN	05Z	LWC	\$5,437.71
2022	30	4750	6762322	No	HSD CDBG Homeless Street Outreach Navigators-CBI	B22MCD40502	EN	05Z	LWC	\$4,560.56
2022	30	4750	6797312	No	HSD CDBG Homeless Street Outreach Navigators-CBI	B22MCD40502	EN	05Z	LWC	\$4,320.83
2022	30	4750	6808934	No	HSD CDBG Homeless Street Outreach Navigators-CBI	B22MCD40502	EN	05Z	LWC	\$1,896.40
								05Z	Matrix Code	\$1,268,921.89
Total				No	Activity to prevent, prepare for, and respond to Coronavirus					\$2,521,299.01
										\$2,521,299.01

LINE 37 DETAIL: ACTIVITIES INCLUDED IN THE COMPUTATION OF LINE 37

Plan Year	IDIS Project	IDIS Activity	Voucher Number	Activity Name	Matrix Code	National Objective	Drawn Amount
2017	24	4265	6797278	CDBG Admin	21A		\$0.04
2021	1	4647	6679170	CDBG ADMIN	21A		\$84,403.90
2021	1	4647	6679181	CDBG ADMIN	21A		\$7,405.53
2021	1	4647	6704485	CDBG ADMIN	21A		\$14,208.19
2021	1	4647	6715429	CDBG ADMIN	21A		\$4,855.90
2021	1	4647	6762304	CDBG ADMIN	21A		\$5,207.04
2022	1	4712	6679170	CDBG Admin	21A		\$185,390.95
2022	1	4712	6684393	CDBG Admin	21A		\$1.13



Office of Community Planning and Development
 U.S. Department of Housing and Urban Development
 Integrated Disbursement and Information System
 PR25 - CDBG Financial Summary Report
 Program Year 2022
 PHOENIX , AZ

DATE: 11-08-23
 TIME: 12:47
 PAGE: 11

Plan Year	IDIS Project	IDIS Activity	Voucher Number	Activity Name	Matrix Code	National Objective	Drawn Amount
2022	1	4712	6715241	CDBG Admin	21A		\$955,191.34
2022	1	4712	6728117	CDBG Admin	21A		\$207,348.96
2022	1	4712	6738317	CDBG Admin	21A		\$299,336.86
2022	1	4712	6749154	CDBG Admin	21A		\$238,404.56
2022	1	4712	6750442	CDBG Admin	21A		\$460,000.00
2022	1	4712	6755918	CDBG Admin	21A		\$141,726.55
2022	1	4712	6759633	CDBG Admin	21A		\$131,344.85
2022	1	4712	6762322	CDBG Admin	21A		\$143,930.37
2022	1	4712	6773953	CDBG Admin	21A		\$6,497.22
2022	1	4712	6783697	CDBG Admin	21A		\$222,182.19
2022	1	4712	6797312	CDBG Admin	21A		\$94,331.42
Total						21A Matrix Code	\$3,251,947.00
							\$3,251,947.00

ESG - SAGE 2022-23

9/22/23, 9:22 AM

Sage: Reports: HUD ESG CAPER



HUD ESG CAPER

Report: CAPER

Period: 7/1/2022 - 6/30/2023

Your user level here: Data Entry and Account Admin

Contains all user-entered forms and aggregate CAPER-CSV data.

Report Date Range

7/1/2022 to 6/30/2023

Contact Information

First Name Rachel
Middle Name
Last Name Milne
Suffix
Title
Street Address 1 200 West Washington Street
Street Address 2 17th Floor
City Phoenix
State Arizona
ZIP Code 85003
E-mail Address Rachel.Milne@phoenix.gov
Phone Number (602)534-0576
Extension
Fax Number

Project types carried out during the program year

Completed	Projects	Total Persons Reported	Total Project Units Reported
Emergency Shelter	4	3149	1479
Day Shelter	0	0	0
Transitional Housing	0	0	0
Total emergency shelter components:	4	3149	1479
Total Street Outreach	1	79	77
Total PH - Rapid Re-Housing	2	186	181
Total Homelessness Prevention	1	248	79

https://www.sagehmis.info/secure/reports/filterpages/galactic.aspx?reportID=118&client_ID=78708&157.4340=135531&id=135531&autoexecute=true... 1/8

Event Information

Emergency Shelter Rehab/Conversion	
Did you create additional shelter beds/units through an ESG-funded rehab project	No
Did you create additional shelter beds/units through an ESG-funded conversion project	No

Data Participation Information

https://www.sagehmis.info/secure/reports/filterpages/galactic.aspx?reportID=118&client_ID=78708&157.4340=135531&id=135531&autoexecute=true... 3/8

Are there any funded projects, except HMIS or Admin, which are not listed on the Project Links and Uploads form? This includes projects in the HMIS and from VSP. No

Project Outcomes

Project outcomes are required for all CAPERS where the program year start date is 1-1-2021 or later. This form replaces the narrative in CR-70 of the eCon Planning Suite.

From the Action Plan that covered ESG for this reporting period copy and paste or retype the information in Question 5 on screen AP-90: "Describe performance standards for evaluating ESG."

The City of Phoenix is actively engaged in a regional effort to align contract requirements for Emergency Shelter. Performance standards are focused on alignment with the Maricopa County Continuum of Care Community Best Practices and HEARTH goals. Additionally, contract service indicators and measurements are being aligned. The ESG Collaborative along with HMIS agreed upon reports for subrecipients which will provide a clear picture of shelter/program outcomes in the community. Subrecipients are required to submit the following reports on a monthly basis which are monitored by staff for compliance.

- * HMIS Demographic Report
- * HMIS Exit Destination
- * HMIS ESG Report
- * HMIS Program Daily Census
- * Performance Outcomes Report

The following outcomes are required for each applicable contractor and are reviewed by staff on a monthly basis and contractors are monitored annually.

- * Number of clients served
- * Number of unduplicated entries into HMIS
- * Number of clients engaged in case management
- * Number of exit destinations
- * Percentage of positive exit destinations
- * Length of stay
- * Ensure admission into coordinated entry within 72 hours
- * Receive an assessment for housing need (SPDAT)
- * 100% of all eligible referrals accepted

Based on the information from the Action Plan response previously provided to HUD:

1. Briefly describe how you met the performance standards identified in A-56 this program year. If they are not measurable as written type in N/A as the answer.

Subrecipients are required to submit the following reports on a monthly basis which are monitored by staff for compliance.

- * HMIS Demographic Report
- * HMIS Exit Destination
- * HMIS ESG Report
- * HMIS Program Daily Census
- * Performance Outcomes Report

The following outcomes are required for each applicable contractor and are reviewed by staff on a monthly basis and contractors are monitored annually.

- * Number of clients served
- * Number of unduplicated entries into HMIS
- * Number of clients engaged in case management
- * Number of exit destinations
- * Percentage of positive exit destinations
- * Length of stay
- * Ensure admission into coordinated entry within 72 hours
- * Receive an assessment for housing need (SPDAT)
- * 100% of all eligible referrals accepted

2. Briefly describe what you did not meet and why. If they are not measurable as written type in N/A as the answer.

N/A

OR

3. If your standards were not written as measurable, provide a sample of what you will change them to in the future? If they were measurable and you answered above type in N/A as the answer.

N/A

Financial Information

https://www.sagehmis.info/secure/reports/filterpages/galactic.aspx?reportID=118&client_ID=78708&157.4340=135531&id=135531&autoexecute=true... 5/8

ESG Information from IDIS

As of 8/25/2023

FY	Grant Number	Current Authorized Amount	Funds Committed by Recipient	Funds Drawn	Balance Remaining	Obliget on Date	Expendit
2022	E22MC040502	\$1,412,760.00	\$1,412,760.00	\$1,083,654.24	\$329,105.76	10/28/2022	10/28/202
2021	E21MC040502	\$1,423,761.00	\$1,423,761.00	\$1,423,761.00	\$0	8/13/2021	8/13/2021
2020	E20MC040502	\$1,442,971.00	\$1,442,971.00	\$1,442,971.00	\$0	11/4/2020	11/4/2021
2019	E19MC040502	\$1,391,815.00	\$1,391,815.00	\$1,391,815.00	\$0	7/23/2019	7/23/2021
2018	E18MC040502	\$1,323,382.00	\$1,323,382.00	\$1,323,382.00	\$0	8/22/2018	8/22/2021
2017	E17MC040502	\$1,306,973.00	\$1,306,973.00	\$1,306,973.00	\$0	10/19/2017	10/19/201
2016	E16MC040502	\$1,306,316.00	\$1,306,316.00	\$1,306,316.00	\$0	8/22/2016	8/22/2011
2015	E15MC040502	\$1,305,385.00	\$1,305,385.00	\$1,305,385.00	\$0	7/13/2015	7/13/2011
Total		\$13,200,658.00	\$13,200,658.00	\$12,871,552.24	\$329,105.76		

Expenditures	2022	2021	2020	2019	2018	2017
	Yes	Yes	No	No	No	No
	FY2022 Annual ESG Funds for	FY2021 Annual ESG Funds for				
Homelessness Prevention	Non-COVID	Non-COVID				
Rental Assistance		212,785.54				
Relocation and Stabilization Services - Financial Assistance						
Relocation and Stabilization Services - Services						
Hazard Pay (unique activity)						
Landlord Incentives (unique activity)						
Volunteer Incentives (unique activity)						
Training (unique activity)						
Homeless Prevention Expenses	0.00	212,785.54				
	FY2022 Annual ESG Funds for	FY2021 Annual ESG Funds for				
Rapid Re-Housing	Non-COVID	Non-COVID				
Rental Assistance	254,541.83	316,706.98				
Relocation and Stabilization Services - Financial Assistance						
Relocation and Stabilization Services - Services						
Hazard Pay (unique activity)						
Landlord Incentives (unique activity)						
Volunteer Incentives (unique activity)						
Training (unique activity)						
RRH Expenses	254,541.83	316,706.98				
	FY2022 Annual ESG Funds for	FY2021 Annual ESG Funds for				
Emergency Shelter	Non-COVID	Non-COVID				
Essential Services	806,222.54	53,210.78				
Operations						
Renovation						
Major Rehab						
Conversion						
Hazard Pay (unique activity)						
Volunteer Incentives (unique activity)						
Training (unique activity)						
Emergency Shelter Expenses	806,222.54	53,210.78				
	FY2022 Annual ESG Funds for	FY2021 Annual ESG Funds for				
Temporary Emergency Shelter	Non-COVID	Non-COVID				

https://www.sagehmis.info/secure/reports/filterpages/galactic.aspx?reportID=118&client_ID=78708&157.4340=135531&id=135531&autoexecute=true... 8/8

Essential Services		
Operations		
Leasing existing real property or temporary structures		
Acquisition		
Renovation		
Hazard Pay (unique activity)		
Volunteer Incentives (unique activity)		
Training (unique activity)		
Other Shelter Costs		
Temporary Emergency Shelter Expenses		
	FY2022 Annual ESG Funds for	FY2021 Annual ESG Funds for
Street Outreach	Non-COVID	Non-COVID
Essential Services		
Hazard Pay (unique activity)		
Volunteer Incentives (unique activity)		
Training (unique activity)		
Handwashing Stations/Portable Bathrooms (unique activity)		
Street Outreach Expenses	0.00	0.00
	FY2022 Annual ESG Funds for	FY2021 Annual ESG Funds for
Other ESG Expenditures	Non-COVID	Non-COVID
Cell Phones - for persons in CoC/WHDP funded projects (unique activity)		
Coordinated Entry COVID Enhancements (unique activity)		
Training (unique activity)		
Vaccine Incentives (unique activity)		
HMIS	167.50	
Administration	22,727.27	5,649.93
Other Expenses	22,894.77	5,649.93
	FY2022 Annual ESG Funds for	FY2021 Annual ESG Funds for
	Non-COVID	Non-COVID
Total Expenditures	1,083,654.24	628,855.23
Match	1,083,654.24	628,855.23
Total ESG expenditures plus match	2,167,308.48	1,256,710.46

Total expenditures plus match for all years

Sources of Match

	FY2022	FY2021	FY2020	FY2019	FY2018	FY2017	FY2016	FY2015
Total regular ESG plus COVID expenditures brought forward	\$1,083,654.24	\$628,355.23	\$0.00	\$0.00	\$0.00	\$0.00	\$0.00	\$0.00
Total ESG used for COVID brought forward	\$0.00	\$0.00	\$0.00	\$0.00	\$0.00	\$0.00	\$0.00	\$0.00
Total ESG used for regular expenses which requires a match	\$1,083,654.24	\$628,355.23	\$0.00	\$0.00	\$0.00	\$0.00	\$0.00	\$0.00
Match numbers from financial form	\$1,083,654.24	\$628,355.23	\$0.00	\$0.00	\$0.00	\$0.00	\$0.00	\$0.00
Match Percentage	100.00%	100.00%	0%	0%	0%	0%	0%	0%

Match Source	FY2022	FY2021	FY2020	FY2019	FY2018	FY2017	FY2016	FY2015
Other Non-ESG HUD Funds								
Other Federal Funds								
State Government								
Local Government	1,083,654.24	628,355.23						
Private Funds								
Other								
Fees								
Program Income								
Total Cash Match	1,083,654.24	628,355.23	0.00	0.00	0.00	0.00	0.00	0.00
Non Cash Match								
Total Match	1,083,654.24	628,355.23	0.00	0.00	0.00	0.00	0.00	0.00



CAPER Aggregator 2.0

Aggregates data from CAPERs submitted to HUD by selected criteria (project type and/or specific question)

*Instructions: Select an option for each filter. **Aggregate mode** sums data together from separate CAPERs and presents the output as the regular CAPER table shell. **Details mode** outputs one row for each included CAPER, with a column for each cell of data. Data in Q4 can't be summed, and only outputs in details mode.*

In aggregate mode, numbers in green italics have been recalculated or weighted based on available totals.

If you attempt to pull an entire CAPER, especially aggregating over many recipients, you may have to wait several minutes for the result. Use the "Email me" button to run the report and email you the results when it's complete. You can navigate to other pages in Sage while that's running.

"Year" means the year of the start date for the submission.

This Aggregator uses data from reports with a status of Review in Progress, Reviewed, or Submitted.

Report criteria

Year:

Recipient - ESG Grant: Selected: ESG: Phoenix - AZ
(1 selected)

TIP: Hold down the CTRL key on the keyboard and click with the mouse in order to select more than one Recipient - ESG Grant.

CAPER Project Type:
TIP: Hold down the CTRL key on the keyboard and click with the mouse in order to select more than one choice.

- (all)
- Day Shelter
- Emergency Shelter
- Homelessness Prevention
- PH - Rapid Re-Housing
- Street Outreach
- Transitional Housing
- archived -
- Coordinated Assessment Services Only

View report as: Aggregate / summary Details / data Both aggregate and details

Grant List

Showing 1 to 1 of 1 entries Show entries Filter:

Julia Johnson	Type	Start Date	End Date	Current Status
	CAPER	7/1/2022	6/30/2023	Submitted

Showing 1 to 1 of 1 entries Show entries Previous Next

Q04a: Project Identifiers in HMS

● Please select details mode in the filters above to see Q4 information.

CAPER-CSV uploads containing multiple project rows in Q4 will display as separate rows here using the same value in Project Info Row ID.

Q06a: Report Validations Table

Category	Count of Clients for DU	Count of Clients
Total Number of Persons Served	3656	3662
Number of Adults (Age 18 or Over)	2119	2125
Number of Children (Under Age 18)	1522	1522
Number of Persons with Unknown Age	15	15
Number of Leavers	2957	2963
Number of Adult Leavers	1778	1784
Number of Adult and Head of Household Leavers	1784	1790
Number of Stayers	699	699
Number of Adult Stayers	341	341
Number of Veterans	158	164
Number of Chronically Homeless Persons	494	498
Number of Youth Under Age 25	264	264
Number of Parenting Youth Under Age 25 with Children	64	64
Number of Adult Heads of Household	1803	1809
Number of Child and Unknown-Age Heads of Household	7	7
Heads of Households and Adult Stayers in the Project 365 Days or More	2	2

Q06a: Data Quality: Personally Identifying Information (PII)

Data Element	Client Count (Known/Unknown)	Information Missing	Data Issues	Total	% of Error Rate
Name	0	0	2	2	0.05%
Social Security Number	442	94	34	570	15.59%
Date of Birth	0	15	4	19	0.52%
Race	17	18	0	35	0.96%
Ethnicity	7	70	0	77	2.11%
Gender	0	17	0	17	0.46%
Overall Score				642	17.56%

Numbers in green *italics* have been recalculated or weighted based on available totals.

Q06b: Data Quality: Universal Data Elements

Data Element	Error Count	% of Error Rate
Veteran Status	41	1.93%
Project Start Date	0	0%
Relationship to Head of Household	172	4.70%
Client Location	0	0%
Disabling Condition	197	5.99%

Numbers in green *italics* have been recalculated or weighted based on available totals.

Q06: Data Quality: Income and Housing Data Quality

Data Element	Error Count	% of Error Rate
Destination	414	14.00%
Income and Sources at Start	399	18.77%
Income and Sources at Annual Assessment	1	50.00%
Income and Sources at Exit	283	15.86%

Numbers in green *italics* have been recalculated or weighted based on available totals.

Q05d: Data Quality: Chronic Homelessness

Funding Project Type	Count of Total Records	Missing Time In Institution	Missing Time in Housing	Appropriate Data Entered	Number of Times DKA/Rmissing	Number of Months DKA/Rmissing	% of Records Unable to Calculate
ES, SH, Street Outreach	1996	0	0	27	26	30	2.57%
TH	0	0	0	0	0	0	0
PH (All)	25	0	3	0	0	0	12.00%
Total	2021	0	0	0	0	0	2.63%

Numbers in green *italics* have been recalculated or weighted based on available totals.

Q06e: Data Quality: Timeliness

Time for Record Entry	Number of Project Start Records	Number of Project Exit Records
0 days	2186	879
1-3 Days	111	863
4-6 Days	57	207
7-10 Days	42	121
11+ Days	535	887

Q06f: Data Quality: Inactive Records: Street Outreach & Emergency Shelter

Data Element	# of Records	% of Inactive Records	% of Inactive Records
Contact (Adults and Heads of Household in Street Outreach or ES - NBN)	0	0	0
Bed Night (All Clients in ES - NBN)	0	0	0

Numbers in green *italics* have been recalculated or weighted based on available totals.

Q07a: Number of Persons Served

	Total	With Children	With Children and Adults	With No Children	Unknown Household Type
Adults	2125	1172	944	0	9
Children	1522	0	1501	21	0
Client Doesn't Know/ Client Refused	0	0	0	0	0
Data Not Collected	15	0	3	0	12
Total	3662	1172	2448	21	21
For PSH & RRH - the total persons served who moved into housing	1	1	0	0	0

Q07b: Point-In-Time Count of Persons on the Last Wednesday

	Total	Without Children	With Children and Adults	With Only Children	Unknown Household Type
January	579	203	371	5	0
April	711	195	505	6	5
July	721	189	529	3	0
October	642	203	436	3	0

Q08a: Households Served

	Total	Without Children	With Children and Adults	With Only Children	Unknown Household Type
Total Households	1816	1144	661	4	7
For PSH & RRH – the total households served who moved into housing	1	1	0	0	0

Q08b: Point-In-Time Count of Households on the Last Wednesday

	Total	Without Children	With Children and Adults	With Only Children	Unknown Household Type
January	302	199	102	1	0
April	313	183	128	1	1
July	318	184	134	0	0
October	305	193	112	0	0

Q09a: Number of Persons Contacted

Number of Persons Contacted	All Persons Contacted	First contact – NOT staying on the Streets, ES, or SH	First contact – WAS staying on Streets, ES, or SH	First contact – Worker unable to determine
Once	68	0	29	4
2-5 Times	4	0	2	0
6-9 Times	0	0	0	0
10+ Times	0	0	0	0
Total Persons Contacted	72	0	31	0

Q09b: Number of Persons Engaged

Number of Persons Engaged	All Persons Contacted	First contact – NOT staying on the Streets, ES, or SH	First contact – WAS staying on Streets, ES, or SH	First contact – Worker unable to determine
Once	43	0	12	0
2-5 Contacts	2	0	0	0
6-9 Contacts	0	0	0	0
10+ Contacts	0	0	0	0
Total Persons Engaged	45	0	12	0
Rate of Engagement	62.50%	0	38.71%	0

Numbers in green italics have been recalculated or weighted based on available totals.

Q10a: Gender of Adults

	Total	Without Children	With Children and Adults	Unknown Household Type
Male	601	330	269	2
Female	1507	829	671	7
No Single Gender	7	4	3	0
Questioning	0	0	0	0
Transgender	8	8	0	0
Client Doesn't Know/Client Refused	0	0	0	0
Data Not Collected	2	1	1	0
Total	2125	1172	944	9
Trans Female (MTF or Male to Female) ☺				
Trans Male (FTM or Female to Male) ☺				

☺ Effective 10/1/2021, this table contains a consolidated Transgender row which includes the sum of data from the previously separate Transgender rows, tagged with ☺.

Q10b: Gender of Children

	Total	With Children and Adults	With Only Children	Unknown Household Type
Male	761	754	7	0
Female	753	740	13	0
No Single Gender	5	5	0	0
Questioning	1	1	0	0
Transgender	2	1	1	0
Client Doesn't Know/Client Refused	0	0	0	0
Data Not Collected	0	0	0	0
Total	1522	1501	21	0
Trans Female (MTF or Male to Female) ☺				
Trans Male (FTM or Female to Male) ☺				

☺ Effective 10/1/2021, this table contains a consolidated Transgender row which includes the sum of data from the previously separate Transgender rows, tagged with ☺.

Q10c: Gender of Persons Missing Age Information

	Total	Without Children	With Children and Adults	With Only Children	Unknown Household Type
Male	0	0	0	0	0
Female	0	0	0	0	0
No Single Gender	0	0	0	0	0
Questioning	0	0	0	0	0
Transgender	0	0	0	0	0
Client Doesn't Know/Client Refused	0	0	0	0	0
Data Not Collected	15	0	3	0	12
Total	15	0	3	0	12
Trans Female (MTF or Male to Female) ☺					
Trans Male (FTM or Female to Male) ☺					

☺ Effective 10/1/2021, this table contains a consolidated Transgender row which includes the sum of data from the previously separate Transgender rows, tagged with ☺.

Q10: Gender by Age Ranges

	Total	Under Age 18	Age 18-24	Age 25-61	Age 62 and over	Client Doesn't Know/Client Refused	Data Not Collected
Male	1362	761	121	421	59	0	0
Female	2260	753	218	1179	110	0	0
No Single Gender	12	5	2	5	0	0	0
Questioning	1	1		0	0	0	0
Transgender	10	2	5	3	0	0	0
Client Doesn't Know/Client Refused	0	0	0	0	0	0	0
Data Not Collected	17	0	1	0	1	0	15
Total	3662	1522	347	1608	170	0	15
Trans Female (MTF or Male to Female)							
Trans Male (FTM or Female to Male)							

Effective 10/1/2021, this table contains a consolidated Transgender row which includes the sum of data from the previously separate Transgender rows tagged with G.

Q11: Age

	Total	Without Children	With Children and Adults	With Only Children	Unknown Household Type
Under 5	462	0	451	11	0
5 - 12	719	0	710	9	0
13 - 17	341	0	340	1	0
18 - 24	347	192	154	0	1
25 - 34	551	192	355	0	4
35 - 44	529	215	312	0	2
45 - 54	329	239	88	0	2
55 - 61	199	176	23	0	0
62+	170	158	12	0	0
Client Doesn't Know/Client Refused	0	0	0	0	0
Data Not Collected	15	0	3	0	12
Total	3662	1172	2448	21	21

Q12a: Race

	Total	Without Children	With Children and Adults	With Only Children	Unknown Household Type
White	1517	625	879	6	7
Black, African American, or African	1582	422	1148	11	1
Asian or Asian American	15	7	8	0	0
American Indian, Alaska Native, or Indigenous	203	39	163	0	1
Native Hawaiian or Pacific Islander	18	2	16	0	0
Multiple Races	289	72	213	4	0
Client Doesn't Know/Client Refused	20	5	15	0	0
Data Not Collected	18	0	6	0	12
Total	3662	1172	2448	21	21

Q12b: Ethnicity

	Total	Without Children	With Children and Adults	With Only Children	Unknown Household Type
Non-Hispanic/Non-Latin(a)(o)(x)	2506	915	1572	13	6
Hispanic/Latin(a)(o)(x)	1079	247	822	7	3
Client Doesn't Know/Client Refused	7	4	3	0	0
Data Not Collected	70	6	51	1	12
Total	3662	1172	2448	21	21

Q13a1: Physical and Mental Health Conditions at Entry

	Total Persons	Without Children	Adults in HH with Children & Adults	Children in HH with Children & Adults	With Children and Adults C.	With Only Children	Unknown Household Type
Mental Health Disorder	777	584	145	48		0	0
Alcohol Use Disorder	68	65	3	0		0	0
Drug Use Disorder	202	167	34	1		0	0
Both Alcohol Use and Drug Use Disorders	122	106	15	0		1	0
Chronic Health Condition	574	410	127	36		1	0
HIV/AIDS	10	10	0	0		0	0
Developmental Disability	199	93	30	76		0	0
Physical Disability	400	302	75	23		0	0

ⓘ The "With Children and Adults" column is retired as of 10/1/2019 and replaced with the columns "Adults in HH with Children & Adults" and "Children in HH with Children & Adults".

Q13b1: Physical and Mental Health Conditions at Exit

	Total Persons	Without Children	Adults in HH with Children & Adults	Children in HH with Children & Adults	With Children and Adults C.	With Only Children	Unknown Household Type
Mental Health Disorder	697	528	122	47		0	0
Alcohol Use Disorder	61	60	1	0		0	0
Drug Use Disorder	181	152	28	1		0	0
Both Alcohol Use and Drug Use Disorders	105	98	7	0		0	0
Chronic Health Condition	522	366	117	38		1	0
HIV/AIDS	11	11	0	0		0	0
Developmental Disability	180	88	26	66		0	0
Physical Disability	354	271	62	21		0	0

ⓘ The "With Children and Adults" column is retired as of 10/1/2019 and replaced with the columns "Adults in HH with Children & Adults" and "Children in HH with Children & Adults".

Q13c1: Physical and Mental Health Conditions for Stayers

	Total Persons	Without Children	Adults in HH with Children & Adults	Children in HH with Children & Adults	With Children and Adults 0	With Only Children	Unknown Household Type
Mental Health Disorder	116	68	36	12		0	0
Alcohol Use Disorder	5	4	1	0		0	0
Drug Use Disorder	30	22	8	0		0	0
Both Alcohol Use and Drug Use Disorders	22	14	8	0		0	0
Chronic Health Condition	79	43	29	7		0	0
HIV/AIDS	0	0	0	0		0	0
Developmental Disability	41	8	10	23		0	0
Physical Disability	56	36	15	5		0	0

The "With Children and Adults" column is retired as of 10/1/2019 and replaced with the columns "Adults in HH with Children & Adults" and "Children in HH with Children & Adults".

Q14a: Domestic Violence History

	Total	Without Children	With Children and Adults	With Only Children	Unknown Household Type
Yes	883	574	306	3	0
No	1078	556	521	1	0
Client Doesn't Know/Client Refused	1	1	0	0	0
Data Not Collected	170	41	120	0	9
Total	2132	1172	947	4	9

Q14b: Persons Fleeing Domestic Violence

	Total	Without Children	With Children and Adults	With Only Children	Unknown Household Type
Yes	292	201	89	2	0
No	567	358	208	1	0
Client Doesn't Know/Client Refused	1	1	0	0	0
Data Not Collected	23	14	9	0	0
Total	883	574	306	3	0

Q15: Living Situation

	Total	Without Children	With Children and Adults	With Only Children	Unstable Household Type
Homeless Situations					
Emergency shelter, including hotel or motel paid for with emergency shelter voucher	440	219	219	1	1
Transitional housing for homeless persons (including homeless youth)	11	10	1	0	0
Place not meant for habitation	812	408	399	0	5
Safe Haven	3	2	1	0	0
Host Home (non-crisis)	1	1	0	0	0
Interim Housing 					
Subtotal - Homeless Situations	1267	640	620	1	6
Institutional Settings					
Psychiatric hospital or other psychiatric facility	27	27	0	0	0
Substance abuse treatment facility or detox center	27	27	0	0	0
Hospital or other residential non-psychiatric medical facility	31	30	1	0	0
Jail, prison or juvenile detention facility	12	10	2	0	0
Foster care home or foster care group home	1	1	0	0	0
Long-term care facility or nursing home	0	0	0	0	0
Residential project or halfway house with no homeless criteria	13	11	1	1	0
Subtotal - Institutional Settings	111	106	4	1	0
Other Locations					
Permanent housing (other than RRH) for formerly homeless persons	4	4	0	0	0
Owned by client, no ongoing housing subsidy	3	3	0	0	0
Owned by client, with ongoing housing subsidy	1	0	1	0	0
Rental by client, with RRH or equivalent subsidy	2	2	0	0	0
Rental by client, with HCV voucher (tenant or project based)	5	2	3	0	0
Rental by client in a public housing unit	4	4	0	0	0
Rental by client, no ongoing housing subsidy	80	47	32	0	1
Rental by client, with VASH subsidy	0	0	0	0	0
Rental by client with GPO TIP subsidy	0	0	0	0	0
Rental by client, with other housing subsidy	8	5	3	0	0
Hotel or motel paid for without emergency shelter voucher	145	69	74	2	0
Staying or living in a friend's room, apartment or house	189	133	56	0	0
Staying or living in a family member's room, apartment or house	204	134	70	0	0
Client Doesn't Know/Client Refused	3	2	1	0	0
Data Not Collected	106	21	83	0	2
Subtotal - Other Locations	754	426	323	2	3
Total	2132	1172	947	4	9

 Interim housing is retired as of 10/1/2019.

Q16: Cash Income - Ranges

	Income at Start	Income at Last Annual Assessment for Stayers	Income at Exit for Leavers
No Income	1016	0	580
\$1 - \$150	17	1	6
\$151 - \$250	15	0	13
\$251 - \$500	32	0	25
\$501 - \$1000	217	0	192
\$1,001 - \$1,500	129	0	123
\$1,501 - \$2,000	126	0	140
\$2,001+	295	0	494
Client Doesn't Know/Client Refused	1	0	0
Data Not Collected	277	0	211
Number of Adult Stayers Not Yet Required to Have an Annual Assessment	0	339	0
Number of Adult Stayers Without Required Annual Assessment	0	1	0
Total Adults	2125	341	1784

Q17: Cash Income - Sources

	Income at Start	Income at Last Annual Assessment for Stayers	Income at Exit for Leavers
Earned Income	426	1	648
Unemployment Insurance	7	0	9
SSI	207	0	196
SSDI	162	0	150
VA Service-Connected Disability Compensation	40	0	42
VA Non-Service Connected Disability Pension	9	0	9
Private Disability Insurance	1	0	1
Worker's Compensation	5	0	6
TANF or Equivalent	14	0	15
General Assistance	5	0	2
Retirement (Social Security)	16	0	18
Pension from Former Job	11	0	12
Child Support	34	0	34
Alimony (Spousal Support)	4	0	4
Other Source	24	0	21
Adults with Income Information at Start and Annual Assessment/Exit	0	1	0

Q19b: Disability Conditions and Income for Adults at Exh

	AD: Adult with Disability Condition	AD: Adult without Disability Condition	AD: Total Adults	AD: % with Disability Condition by Source	UC: Adult with Matching Condition	UC: Adult without Disability Condition	UC: Total Adults	UC: % with Matching Condition by Source	UK: Adult with Disability Condition	UK: Adult without Matching Condition	UK: Total Adults	UK: % with Disability Condition by Source
Earned Income	135	214	349	38.68%	32	246	278	11.51%	0	0	0	0
Supplemental Security Income (SSI)	125	22	147	85.03%	23	16	39	58.97%	0	0	0	0
Social Security Disability Insurance (SSDI)	102	14	116	87.93%	21	9	30	70.00%	0	0	0	0
VA Service-Connected Disability Compensation	32	3	35	91.43%	2	3	5	40.00%	0	0	0	0
Private Disability Insurance	1	0	1	100.00%	0	0	0	0	0	0	0	0
Worker's Compensation	1	1	2	50.00%	1	2	3	33.33%	0	0	0	0
Temporary Assistance for Needy Families (TANF)	2	1	3	66.67%	5	6	11	45.45%	0	0	0	0
Retirement Income from Social Security	11	5	16	68.75%	0	1	1	0%	0	0	0	0
Pension or retirement income from a former job	8	4	12	66.67%	0	0	0	0	0	0	0	0
Child Support	4	9	13	30.77%	4	15	19	21.05%	0	0	0	0
Other source	13	6	19	68.42%	14	9	23	60.87%	0	0	0	0
No Sources	176	157	333	52.85%	45	175	220	20.45%	0	0	0	0
Unduplicated Total Adults	533	418	951		114	444	558		0	0	0	

Numbers in green *italics* have been recalculated or weighted based on available totals.

Q20a: Type of Non-Cash Benefit Sources

	Benefit at Start	Benefit at Exit: Annual Assessment for Sayers	Benefit at Exit for Leavers
Supplemental Nutritional Assistance Program	1004	0	913
WIC	55	0	55
TANF Child Care Services	8	0	12
TANF Transportation Services	2	0	0
Other TANF-Funded Services	7	0	6
Other Source	9	0	6

Q21: Health Insurance

	At Start	At Annual Assessment for Stayers	At Exit for Leavers
Medicaid	2251	1	1896
Medicare	307	0	256
State Children's Health Insurance Program	152	0	149
VA Medical Services	79	0	90
Employer Provided Health Insurance	39	0	40
Health Insurance Through COBRA	3	0	1
Private Pay Health Insurance	21	0	14
State Health Insurance for Adults	85	0	82
Indian Health Services Program	27	0	22
Other	20	0	14
No Health Insurance	589	0	370
Client Doesn't Know/Client Refused	3	0	3
Data Not Collected	222	1	157
Number of Stayers Not Yet Required to Have an Annual Assessment	0	697	0
1 Source of Health Insurance	2393	1	1962
More than 1 Source of Health Insurance	276	0	288

Q22a2: Length of Participation - ESG Projects

	Total	Leavers	Stayers
0 to 7 days	541	439	102
8 to 14 days	157	119	38
15 to 21 days	153	130	23
22 to 30 days	182	118	64
31 to 60 days	568	413	155
61 to 90 days	604	492	112
91 to 180 days	1303	1112	191
181 to 365 days	144	132	12
366 to 730 days (1-2 Yrs)	9	7	2
731 to 1,095 days (2-3 Yrs)	1	1	0
1,096 to 1,460 days (3-4 Yrs)	0	0	0
1,461 to 1,825 days (4-5 Yrs)	0	0	0
More than 1,825 days (> 5 Yrs)	0	0	0
Data Not Collected	0	0	0
Total	3662	2963	699

Q22: Length of Time between Project Start Date and Housing Move-in Date (post 10/1/2018)

	Total	Without Children	With Children and Adults	With Only Children	Unknown Household Type
7 days or less	1	1	0	0	0
8 to 14 days	0	0	0	0	0
15 to 21 days	0	0	0	0	0
22 to 30 days	0	0	0	0	0
31 to 60 days	0	0	0	0	0
61 to 180 days	0	0	0	0	0
181 to 365 days	0	0	0	0	0
366 to 730 days (1-2 Yrs)	0	0	0	0	0

	Total	Without Children	With Children and Adults	With Only Children	Unknown Household Type
Total (persons moved into housing)	1	1	0	0	0
Average length of time to housing	0	0	0	0	0
Persons who were exited without move-in	27	22	4	1	0
Total persons	28	23	4	1	0

Numbers in green *italics* have been recalculated or weighted based on available totals.

Q22c: RRH Length of Time between Project Start Date and Housing Move-In Date (pre 10/1/2019)

	Total	Without Children	With Children and Adults	With Only Children	Unknown Household Type
7 days or less					
8 to 14 days					
15 to 21 days					
22 to 30 days					
31 to 60 days					
61 to 180 days					
181 to 365 days					
366 to 730 days (1-2 Yrs)					
Total (persons moved into housing)					
Average length of time to housing					
Persons who were exited without move-in					
Total persons					

Numbers in green *italics* have been recalculated or weighted based on available totals.

Q22d: Length of Participation by Household Type

	Total	Without Children	With Children and Adults	With Only Children	Unknown Household Type
7 days or less	541	153	370	6	12
8 to 14 days	157	74	83	0	0
15 to 21 days	153	81	67	0	5
22 to 30 days	182	80	97	1	4
31 to 60 days	568	236	332	0	0
61 to 90 days	604	188	412	4	0
91 to 180 days	1303	304	989	10	0
181 to 365 days	144	46	98	0	0
366 to 730 days (1-2 Yrs)	9	9	0	0	0
731 to 1,095 days (2-3 Yrs)	1	1	0	0	0
1,096 to 1,460 days (3-4 Yrs)	0	0	0	0	0
1,461 to 1,825 days (4-5 Yrs)	0	0	0	0	0
More than 1,825 days (> 5 Yrs)	0	0	0	0	0
Data Not Collected	0	0	0	0	0
Total	3662	1172	2448	21	29

Q2a: Length of Time Prior to Housing - based on 3/9/17 Date Homelessness Started

	Total	With Children	With Children and Adults	With Only Children	Unknown Household Type
7 days or less	257	188	64	4	1
8 to 14 days	131	48	83	0	0
15 to 21 days	143	38	105	0	0
22 to 30 days	218	52	166	0	0
31 to 60 days	599	84	515	0	0
61 to 180 days	947	186	758	0	3
181 to 365 days	391	126	263	2	0
366 to 730 days (1-2 Yrs)	253	131	116	3	3
731 days or more	244	179	65	0	0
Total (persons moved into housing)	3183	1032	2135	9	7
Not yet moved into housing	28	23	4	1	0
Data not collected	124	14	85	11	14
Total persons	3335	1069	2224	21	21

Q23a: Exit Destination – More Than 90 Days
 This question is retired as of 10/1/2019.

	Total	Without Children	With Children and Adults	With Only Children	Unknown Household Type
Permanent Destinations					
Moved from one HOPWA funded project to HOPWA PH					
Owned by client, no ongoing housing subsidy					
Owned by client, with ongoing housing subsidy					
Rental by client, no ongoing housing subsidy					
Rental by client, with VASH housing subsidy					
Rental by client, with GPD TIP housing subsidy					
Rental by client, with other ongoing housing subsidy					
Permanent housing (other than RRH) for formerly homeless persons					
Staying or living with family, permanent tenure					
Staying or living with friends, permanent tenure					
Rental by client, with RRH or equivalent subsidy					
Subtotal - Permanent Destinations					
Temporary Destinations					
Emergency shelter, including hotel or motel paid for with emergency shelter voucher					
Moved from one HOPWA funded project to HOPWA TH					
Transitional housing for homeless persons (including homeless youth)					
Staying or living with family, temporary tenure (e.g. room, apartment or house)					
Staying or living with friends, temporary tenure (e.g. room, apartment or house)					
Place not meant for habitation (e.g., a vehicle, an abandoned building, bus/train/subway station/airport or anywhere outside)					
Safe Haven					
Hotel or motel paid for without emergency shelter voucher					
Subtotal - Temporary Destinations					
Institutional Settings					
Foster care home or group foster care home					
Psychiatric hospital or other psychiatric facility					
Substance abuse treatment facility or detox center					
Hospital or other residential non-psychiatric medical facility					
Jail, prison, or juvenile detention facility					
Long-term care facility or nursing home					
Subtotal - Institutional Settings					
Other Destinations					
Residential project or halfway house with no homeless criteria					
Deceased					
Other					
Client Doesn't Know/Client Refused					
Data Not Collected (no exit interview completed)					
Subtotal - Other Destinations					
Total					
Total persons exiting to positive housing destinations					
Total persons whose destinations excluded them from the calculation					
Percentage	Cannot calculate ¹	Cannot calculate ¹	Cannot calculate ¹	Cannot calculate ¹	Cannot calculate ¹

Numbers in green *Italics* have been recalculated or weighted based on available totals.

Q23b: Exit Destination - 90 Days or Less
 This question is retired as of 10/1/2019.

	Total	Without Children	With Children and Adults	With Only Children	Unknown Household Type
Permanent Destinations					
Moved from one HOPWA funded project to HOPWA PH					
Owned by client, no ongoing housing subsidy					
Owned by client, with ongoing housing subsidy					
Rental by client, no ongoing housing subsidy					
Rental by client, with VASH housing subsidy					
Rental by client, with GPD TIP housing subsidy					
Rental by client, with other ongoing housing subsidy					
Permanent housing (other than RRH) for formerly homeless persons					
Staying or living with family, permanent tenure					
Staying or living with friends, permanent tenure					
Rental by client, with RRH or equivalent subsidy					
Subtotal - Permanent Destinations					
Temporary Destinations					
Emergency shelter, including hotel or motel paid for with emergency shelter voucher					
Moved from one HOPWA funded project to HOPWA TH					
Transitional housing for homeless persons (including homeless youth)					
Staying or living with family, temporary tenure (e.g. room, apartment or house)					
Staying or living with friends, temporary tenure (e.g. room, apartment or house)					
Place not meant for habitation (e.g., a vehicle, an abandoned building, bus/train/subway station/airport or anywhere outside)					
Safe Haven					
Hotel or motel paid for without emergency shelter voucher					
Subtotal - Temporary Destinations					
Institutional Settings					
Foster care home or group foster care home					
Psychiatric hospital or other psychiatric facility					
Substance abuse treatment facility or detox center					
Hospital or other residential non-psychiatric medical facility					
Jail, prison, or juvenile detention facility					
Long-term care facility or nursing home					
Subtotal - Institutional Settings					
Other Destinations					
Residential project or halfway house with no homeless criteria					
Deceased					
Other					
Client Doesn't Know/Client Refused					
Data Not Collected (no exit interview completed)					
Subtotal - Other Destinations					
Total					
Total persons exiting to positive housing destinations					
Total persons whose destinations excluded them from the calculation					
Percentage	Cannot calculate ¹	Cannot calculate ¹	Cannot calculate ¹	Cannot calculate ¹	Cannot calculate ¹

Numbers in green *Italics* have been recalculated or weighted based on available totals.

Q23: Exit Destination - All persons

	Total	Without Children	With Children and Adults	With Only Children	Un-specified Household type
Permanent Destinations					
Moved from one HOPWA funded project to HOPWA PH	0	0	0	0	0
Owned by client, no ongoing housing subsidy	31	1	30	0	0
Owned by client, with ongoing housing subsidy	7	3	4	0	0
Rental by client, no ongoing housing subsidy	526	200	325	1	0
Rental by client, with VASH housing subsidy	32	18	14	0	0
Rental by client, with GPD TIP housing subsidy	2	2	0	0	0
Rental by client, with other ongoing housing subsidy	117	24	93	0	0
Permanent housing (other than RRH) for formerly homeless persons	41	16	25	0	0
Staying or living with family, permanent tenure	286	141	145	2	0
Staying or living with friends, permanent tenure	201	143	55	3	0
Rental by client, with RRH or equivalent subsidy	553	49	501	3	0
Rental by client, with HCV voucher (tenant or project based)	79	14	65	0	0
Rental by client in a public housing unit	28	7	21	0	0
Subtotal - Permanent Destinations	1905	618	1278	9	0
Temporary Destinations					
Emergency shelter, including hotel or motel paid for with emergency shelter voucher	182	125	57	0	0
Moved from one HOPWA funded project to HOPWA TH	0	0	0	0	0
Transitional housing for homeless persons (including homeless youth)	125	48	75	2	0
Staying or living with family, temporary tenure (e.g. room, apartment or house)	28	12	11	0	5
Staying or living with friends, temporary tenure (e.g. room, apartment or house)	24	19	2	0	3
Place not meant for habitation (e.g., a vehicle, an abandoned building, bus/train/subway station/airport or anywhere outside)	63	57	5	1	0
Safe Haven	8	3	5	0	0
Hotel or motel paid for without emergency shelter voucher	88	27	61	0	0
Host Home (non-crisis)	6	1	5	0	0
Subtotal - Temporary Destinations	524	292	221	3	8
Institutional Settings					
Foster care home or group foster care home	1	0	0	1	0
Psychiatric hospital or other psychiatric facility	12	12	0	0	0
Substance abuse treatment facility or detox center	23	19	4	0	0
Hospital or other residential non-psychiatric medical facility	24	24	0	0	0
Jail, prison, or juvenile detention facility	16	11	5	0	0
Long-term care facility or nursing home	1	1	0	0	0
Subtotal - Institutional Settings	77	67	9	1	0
Other Destinations					
Residential project or halfway house with no homeless criteria	19	16	3	0	0
Deceased	4	2	2	0	0
Other	20	4	16	0	0
Client Doesn't Know/Client Refused	32	3	20	0	9
Data Not Collected (no exit interview completed)	382	36	339	3	4
Subtotal - Other Destinations	457	61	380	3	13
Total	2963	1038	1888	16	21
Total persons exiting to positive housing destinations	1938	646	1283	9	0
Total persons whose destinations excluded them from the calculation	30	27	2	1	0
Percentage	66.08%	63.90%	68.03%	60.00%	0%

Numbers in green *Italics* have been recalculated or weighted based on available totals.

Q24: Homelessness Prevention Housing Assessment at Exit

	Total	Without Children	With Children and Adults	With Only Children	Unknown Household Type
Able to maintain the housing they had at project start-Without a subsidy	0	0	0	0	0
Able to maintain the housing they had at project start-With the subsidy they had at project start	0	0	0	0	0
Able to maintain the housing they had at project start-With an on-going subsidy acquired since project start	0	0	0	0	0
Able to maintain the housing they had at project start-Only with financial assistance other than a subsidy	0	0	0	0	0
Moved to new housing unit-With on-going subsidy	0	0	0	0	0
Moved to new housing unit-Without an on-going subsidy	0	0	0	0	0
Moved in with family/friends on a temporary basis	0	0	0	0	0
Moved in with family/friends on a permanent basis	0	0	0	0	0
Moved to a transitional or temporary housing facility or program	0	0	0	0	0
Client became homeless - moving to a shelter or other place unfit for human habitation	2	2	0	0	0
Client went to jail/prison	0	0	0	0	0
Client died	0	0	0	0	0
Client doesn't know/Client refused	0	0	0	0	0
Data not collected (no exit interview completed)	243	22	221	0	0
Total	245	24	221	0	0

Q25a: Number of Veterans

	Total	Without Children	With Children and Adults	Unknown Household Type
Chronically Homeless Veteran	64	61	3	0
Non-Chronically Homeless Veteran	100	76	24	0
Not a Veteran	1921	1027	887	7
Client Doesn't Know/Client Refused	1	1	0	0
Data Not Collected	39	7	30	2
Total	2125	1172	944	9

Q26b: Number of Chronically Homeless Parents by Household

	Total	Without Children	With Children and Adults	With Only Children	Unknown Household Type
Chronically Homeless	498	334	153	1	10
Not Chronically Homeless	3023	814	2197	8	4
Client Doesn't Know/Client Refused	12	3	9	0	0
Data Not Collected	129	21	89	12	7
Total	3662	1172	2448	21	21

Section 3 Report 2022-23

REPORT FOR CPD PROGRAM CDBG
PGM YR 2022

Section 3 Total By Program		CDBG
Total Number of Activities		13
Total Labor Hours		64,139
Section 3 Worker Hours		11,200
Targeted Section 3 Worker Hours		0
Qualitative Efforts		
A	Outreach efforts to generate job applicants who are Public Housing Targeted Workers	2
B	Outreach efforts to generate job applicants who are Other Funding Targeted Workers	1
C	Direct, on-the-job training (including apprenticeships)	0
D	Indirect training such as arranging for, contracting for, or paying tuition for, off-site training	0
E	Technical assistance to help Section 3 workers compete for jobs (e.g., resume assistance, coaching)	0
F	Outreach efforts to identify and secure bids from Section 3 business concerns	1
G	Technical assistance to help Section 3 business concerns understand and bid on contracts	1
H	Division of contracts into smaller jobs to facilitate participation by Section 3 business concerns	1
I	Provided or connected residents with assistance in seeking employment including: drafting resumes, preparing for interviews, finding job opportunities, connecting residents to job placement services	0
J	Held one or more job fairs	2
K	Provided or connected residents with supportive services that can provide direct services or referrals	2
L	Provided or connected residents with supportive services that provide one or more of the following: work readiness health screenings, interview clothing, uniforms, test fees, transportation	2
M	Assisted residents with finding child care	0
N	Assisted residents to apply for/attend community college or a four year educational institution	0
O	Assisted residents to apply for or attend vocational/technical training	0
P	Assisted residents to obtain financial literacy training and/or coaching	0
Q	Bonding assistance, guarantees, or other efforts to support viable bids from Section 3 business concerns	0
R	Provided or connected residents with training on computer use or online technologies	2
S	Promoting the use of a business registry designed to create opportunities for disadvantaged and small businesses	0
T	Outreach, engagement, or referrals with the state one-stop system, as designed in Section 121(e)(2) of the Workforce Innovation and Opportunity Act	2
U	Other	1

Section 3 Details By Program, Program Year & Activity

Program	Program Year	Field Office	Grantee	Activity ID	Activity Name	Qualitative Efforts - Other Effort Description	Total Labor Hours	S3 Worker Hours	S3W Benchmark Met (25%)	Targeted S3W Hours	Targeted S3W Benchmark Met (5%)	A	B	C	D	E	F	G	H	I	J	K	L	M	N	O	P	Q	R	S	T	U
CDBG	2022	SAN FRANCISCO	PHOENIX	4144	Demolition - Interim Blight Elimination Board Up		0	0	No	0	No																					
CDBG	2022	SAN FRANCISCO	PHOENIX	4609	Parks Site Equipment	Project began during transition period. City was building compliance documents/ receiving training	586	0	No	0	No																				X	
CDBG	2022	SAN FRANCISCO	PHOENIX	4666	T2050 M46 ADA Ramp Replacements		0	0	No	0	No																					
CDBG	2022	SAN FRANCISCO	PHOENIX	4667	2020-21 Parks Lighting Improvements		0	0	No	0	No																					
CDBG	2022	SAN FRANCISCO	PHOENIX	4668	West Plaza Park Renovation		0	0	No	0	No																					
CDBG	2022	SAN FRANCISCO	PHOENIX	4669	Momo Park Renovation		0	0	No	0	No																					
CDBG	2022	SAN FRANCISCO	PHOENIX	4692	Eastlake Park Community Streetscape Art		0	0	No	0	No																					
CDBG	2022	SAN FRANCISCO	PHOENIX	4737	Falcon Park Renovation		0	0	No	0	No																					
CDBG	2022	SAN FRANCISCO	PHOENIX	4780	Washington School District Clean Facilities CDBG-CV		0	0	No	0	No																					
CDBG	2022	SAN FRANCISCO	PHOENIX	4784	Pine Towers HUD Rental Assistance Demonstration (RAD) Rehabilitation Project		2,411	0	No	0	No	X											X	X	X				X	X		
CDBG	2022	SAN FRANCISCO	PHOENIX	4796	Burton Barr College Depot		0	0	No	0	No																					
CDBG	2022	SAN FRANCISCO	PHOENIX	4798	FOOTHILLS VILLAGE RAD PROJECT		61,142	11,200	No	0	No	X	X			X	X	X	X	X									X	X		
CDBG	2022	SAN FRANCISCO	PHOENIX	4799	Library Book Mobile		0	0	No	0	No																					
CDBG	2022	Total for 2022					64,139	11,200	0	0	0	2	1	0	0	1	0	1	0	1	0	2	2	2	0	0	0	0	2	0	2	1
CDBG	Total						64,139	11,200	0	0	0	2	1	0	0	1	0	1	0	1	0	2	2	2	0	0	0	2	0	2	1	

- Legend**
- A Outreach efforts to generate job applicants who are Public Housing Targeted Workers
 - B Outreach efforts to generate job applicants who are Other Funding Targeted Workers
 - C Direct, on-the-job training (including apprenticeships)
 - D Indirect training such as arranging for, contracting for, or paying tuition for, off-site training
 - E Technical assistance to help Section 3 workers compete for jobs (e.g., resume assistance, coaching)
 - F Outreach efforts to identify and secure bids from Section 3 business concerns
 - G Technical assistance to help Section 3 business concerns understand and bid on contracts
 - H Division of contracts into smaller jobs to facilitate participation by Section 3 business concerns
 - I Provided or connected residents with assistance in seeking employment including: drafting resumes, preparing for interviews, finding job opportunities, connecting residents to job placement services



- J Held one or more job fairs.
- K Provided or connected residents with supportive services that can provide direct services or referrals.
- L Provided or connected residents with supportive services that provide one or more of the following: work readiness health screenings, interview clothing, uniforms, test fees, transportation.
- M Assisted residents with finding child care.
- N Assisted residents to apply for or attend community college or a four-year educational institution.
- O Assisted residents to apply for or attend vocational/technical training.
- P Assisted residents to obtain financial literacy training and/or coaching.
- Q Bonding assistance, guaranties, or other efforts to support viable bids from Section 3 business concerns.
- R Provided or connected residents with training on computer use or online technologies.
- S Promoting the use of a business registry designed to create opportunities for disadvantaged and small businesses.
- T Outreach, engagement, or referrals with the state one-stop system, as designed in Section 121(e)(2) of the Workforce Innovation and Opportunity Act.
- U Other.