

Step by Step Instructions 2026/27 Wellness Incentive

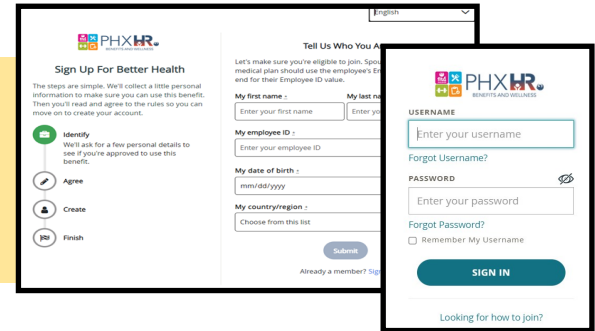
Register: <https://join.personifyhealth.com/fit4phoenix>

Login- <https://login.personifyhealth.com>

STEP 1

Create Account/Log into Personify Health -

Go to <https://join.personifyhealth.com/fit4phoenix>.
For Spouse or QDP account they **must** create their own account. Spouse /QDP would use their information and employee's ID number with an S at the end.

The image shows two screenshots from the Personify Health website. The left screenshot is the 'Sign Up For Better Health' page, which includes fields for 'My first name', 'My last name', 'My employee ID', 'My date of birth', and 'My country/region'. It also has 'Identify', 'Agree', 'Create', and 'Finish' buttons. The right screenshot is the login page, which has fields for 'Enter your username' and 'Enter your password', along with 'Forgot Username?' and 'Forgot Password?' links. A 'SIGN IN' button is at the bottom.

Visit Your Primary Care Provider (PCP) -

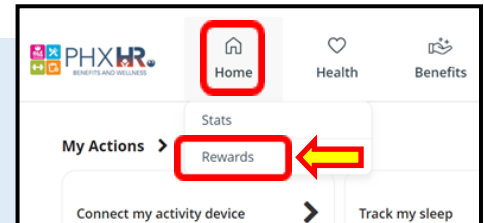
Make and appointment to have your wellness/annual physical or to have your biometric data checked, you can even visit the Employee Health Clinic.

STEP 2

STEP 3

Complete - Health Assessment -

Log in to the [Personify Health](#) portal, click on "Home" select "Rewards" scroll down and under "Actions" click "Health Assessment" to complete.

The image is a screenshot of the Personify Health portal. At the top, there are three main navigation buttons: 'Home' (highlighted with a red box), 'Health', and 'Benefits'. Below these, there are sections for 'Stats', 'My Actions', and 'Connect my activity device'. In the 'My Actions' section, the 'Rewards' button is highlighted with a red box and a yellow arrow pointing to it.

2024/5 Wellness Incentive

HOW TO EARN:

0/2 Complete 2 Actions
1 2023 & 2024 incentive

ACTIONS:

- Complete the Health Assessment
- Primary Care Physician (PCP) Visit Attestation

Complete - (PCP) Attestation -

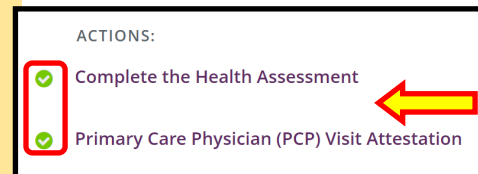
Primary Care Physician (PCP) Visit Attestation here you will enter your name, PCP provider name, and current calendar year date of visit.

STEP 4

STEP 5

Confirmation requirements are complete -

Log into **Personify Health** portal under "Home" select "Rewards" scroll down, and here under "Actions" you should see a green check mark next to both requirements. **Note:** all requirements **MUST** be completed and submitted in the same current 2026 calendar year to receive the Wellness Incentive.

The image is a screenshot of the 'ACTIONS' section in the Personify Health portal. It shows two items: 'Complete the Health Assessment' and 'Primary Care Physician (PCP) Visit Attestation'. Both items have a green checkmark in a box to their left, indicating they are completed. A yellow arrow points to the 'Complete the Health Assessment' item.

When and how will I know I am receiving the incentive?

To see your wellness incentive on your paycheck look under ("Hours and Earnings") and it will be listed there. It can take up to 30 days after completion to start reflecting on paychecks.

STEP 6

All incentive actions must be completed by December 13th to receive the incentive on the 1st check of the following calendar year. Wellness Incentive program will be unavailable to complete from Dec 14th - Dec 31st.

If any questions, contact be.healthy@phoenix.gov or call 602-262-4777