

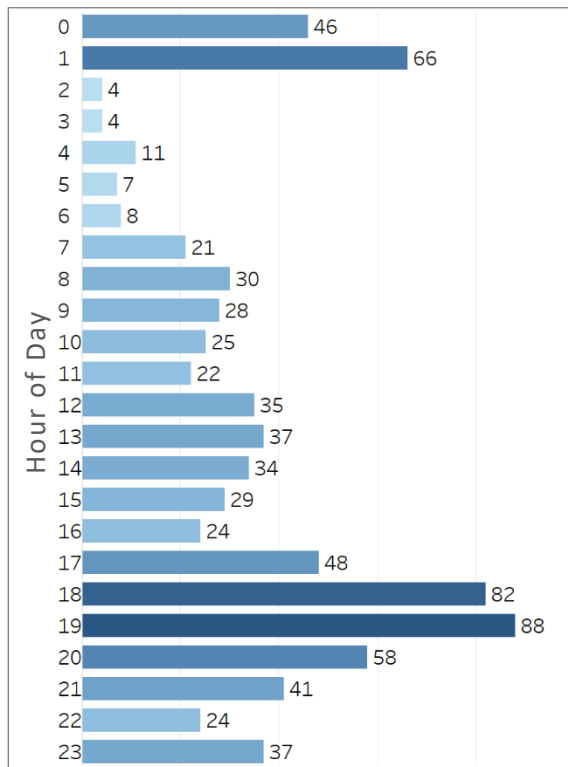
Summer Safety Weekly Recap: 5/16/24 - 5/22/24

Respite/Extended Hour Cooling Center Visitors: 5/16/24 - 5/22/24

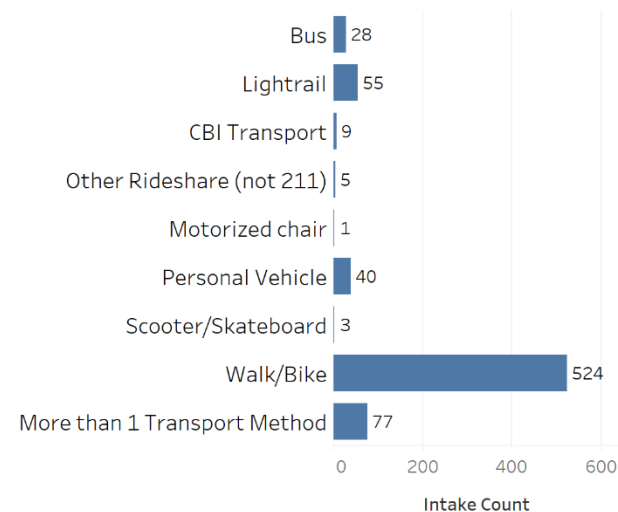
Location Count

Burton Barr - Respite	448
Senior Opportunities West - Respite	96
Cholla Library - Cooling Center	60
Harmon Library - Cooling Center	122
Yucca Library - Cooling Center	83
Grand Total	809

Intake Time



Transportation Method



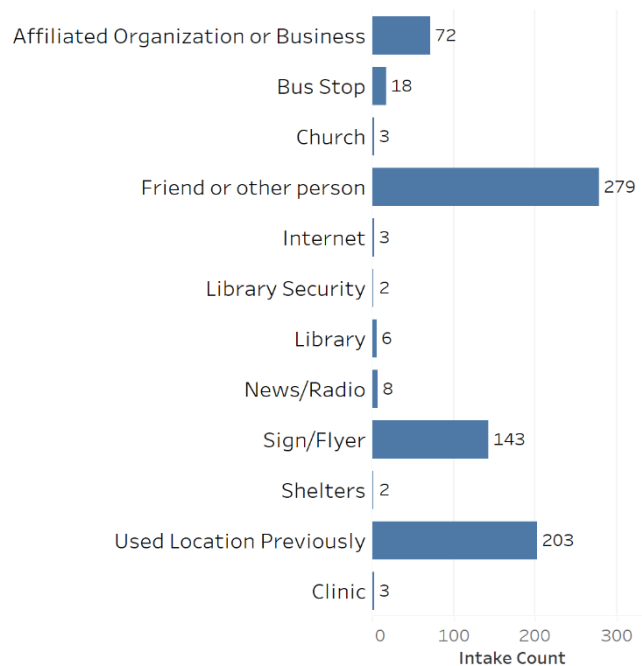
Phoenix Summer Safety Operation Totals 5/1/24 – 5/22/24:

- **105 heat related** calls for service (Source: Phoenix FD). Of those calls, 7 were within a mile of a cooling center during extended operating hours.
- **1,606 visitors** in respite and extended hour cooling centers (based on intake forms received).
- Beginning on 5/22/24, Cholla Library suspended cooling hours due to a facility issue. Visitors have been able to receive hydration and, if they are interested, a bus pass to another cooling center.
- Overall, **6 and 7pm** have seen the highest number of people arriving.
- **Walk/Bike** has been the most popular method of getting to the cooling center (71%).
- **Word of mouth** has been the most popular method of notification for locating the cooling centers (36%) followed by signs and flyers (22%).
- **1,723 visitors (78%)** indicated they are experiencing homelessness.
- **1,525 visitors (69%)** indicated they just want to get cool and don't need any additional services or referrals.

Referrals

74 referrals were processed and received direct onsite assistance from CBI. **3 referrals** self-reported that they were in need of additional follow-up from the City of Phoenix and the Office of Emergency Management initiated those referrals on their behalf.

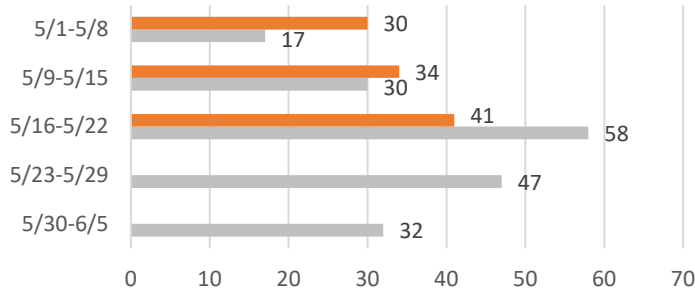
How did you hear about us?



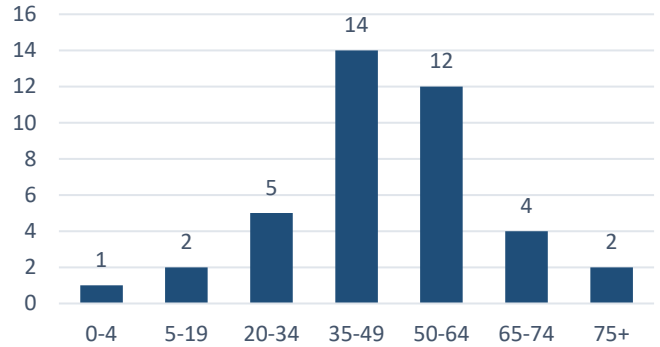
Summer Safety Weekly Recap: 5/16/24 - 5/22/24

Heat Related Calls for Service: 5/16/24 - 5/22/24

Comparative Calls for Service by Week ■ 2024 ■ 2023



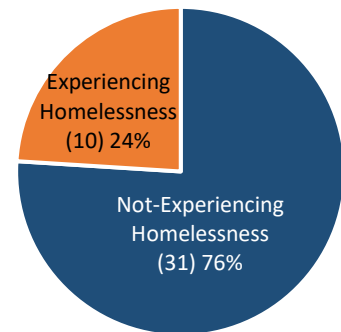
Patient Age




Primary Complaint

Primary Complaint	Count for Week
Weakness – General	6
Dizziness	6
Heat/Hyperthermia	4
Cramps	2
Altered Mental State	2
Other (only 1 count of complaint)	7

Heat Related Calls for Service by Living Situation



Patients Transported



Top Transport Locations:

- [GSE] BANNER UNIV MED PHX EMER
- [CHEA] VALLEYWISE HEALTH MEDICAL CENTER
- [SJE] ST JOES HOSPITAL ER ADULT
- [JCE] HONOR JCL MED CTR EMERGENCY

Location of Patient

Street	16
Trail	4
Residence	4
Private commercial establishments	4
Parking Lot	3
Bus Stop	2
Urgent Care	1
Restaurant, Cafe, Coffee Shop	1
Phoenix Zoo	1
Golf Course	1
Circle-K	1
Car Wash	1
Apartment	1
Airport	1

The Maricopa County Department of Health has not yet released their weekly heat related death report, when it becomes available the information will be included here.