

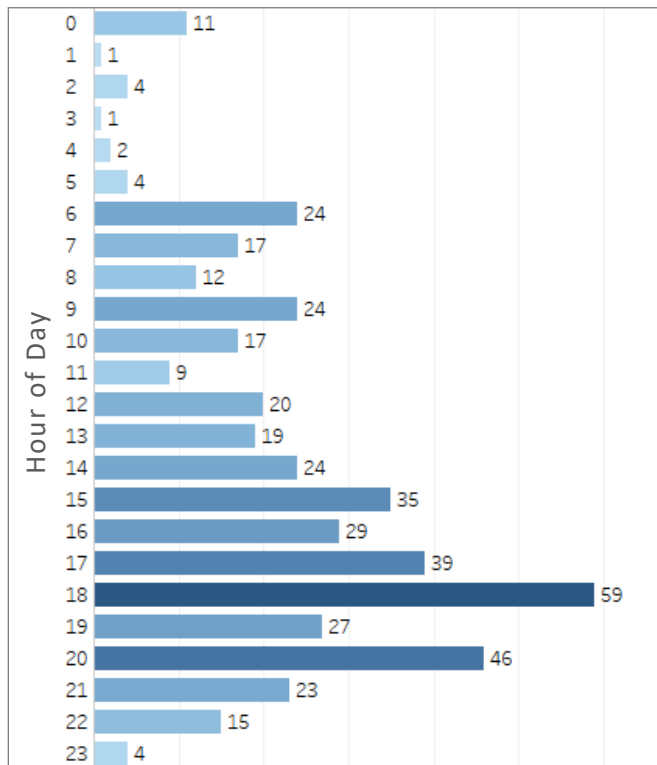
# Summer Safety Weekly Recap: 5/9/24 - 5/15/24

## Respite/Extended Hour Cooling Center Visitors: 5/9/24 - 5/15/24

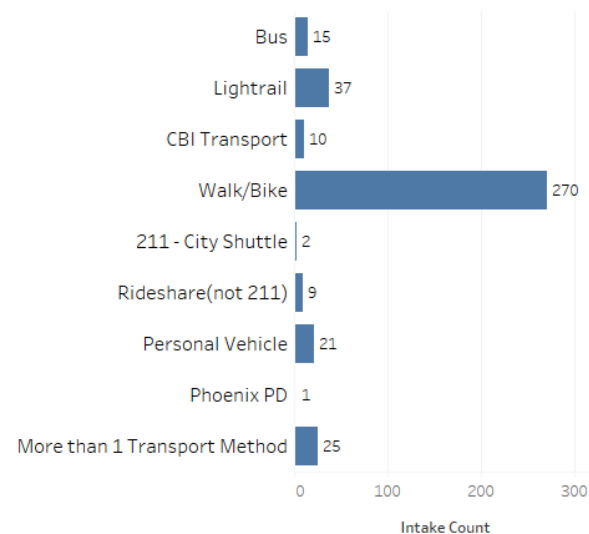
### Location Count

Burton Barr - Respite	271
Senior Opportunities West - Respite	29
Cholla Library - Cooling Center	33
Harmon Library - Cooling Center	78
Yucca Library - Cooling Center	55
<b>Grand Total</b>	<b>466</b>

### Intake Time



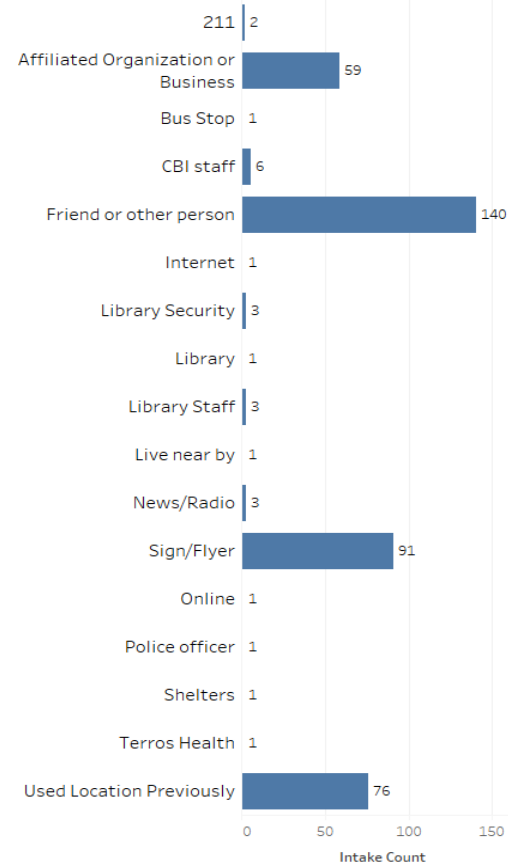
### Transportation Method



### Phoenix Summer Safety Operation Totals 5/1/24 – 5/15/24:

- **63 heat related** calls for service (Source: Phoenix FD). Of those calls, only 2 were within a mile of a cooling center during extended operating hours.
- **797 visitors** in respite and extended hour cooling centers (based on intake forms received).
- Overall, **5 and 8pm** has seen the highest number of people arriving.
- **Walk/Bike** has been the most popular method of getting to the cooling center (70%).
- **Word of mouth** has been the most popular method of notification for locating the cooling centers (34%) closely followed by signs and flyers (26%).
- **563 visitors (71%)** indicated they are experiencing homelessness.
- **521 visitors (65%)** indicated they just want to get cool and don't need any additional services or referrals.
- **60 referrals** were processed and received direct onsite assistance from CBI.
- **2 referrals** self-reported that they were in need of additional follow-up from the City of Phoenix and the Office of Emergency Management initiated those referrals on their behalf.

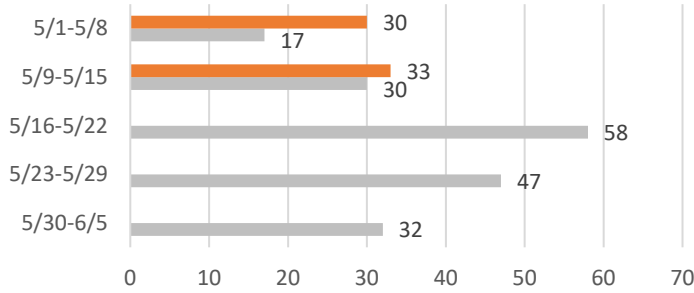
### How did you hear about us?



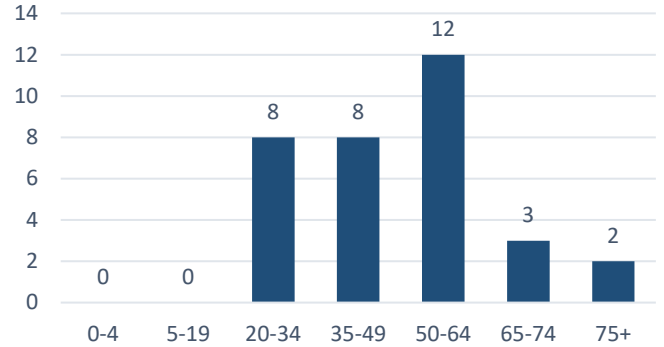
# Summer Safety Weekly Recap: 5/9/24 - 5/15/24

## Heat Related Calls for Service: 5/9/24 - 5/15/24

**Comparative Calls for Service by Week** ■ 2024 ■ 2023



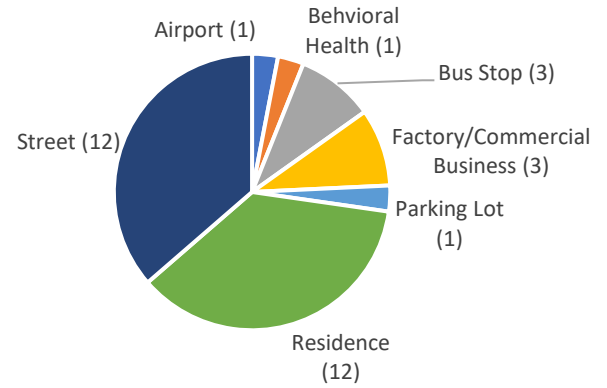
**Patient Age**




### Primary Complaint

Primary Complaint	Count for Week
Heat/Hyperthermia	10
Dehydration	6
Weakness – General	5
Dizziness	3
Other (only 1 count of complaint)	9

**Location of Patient**



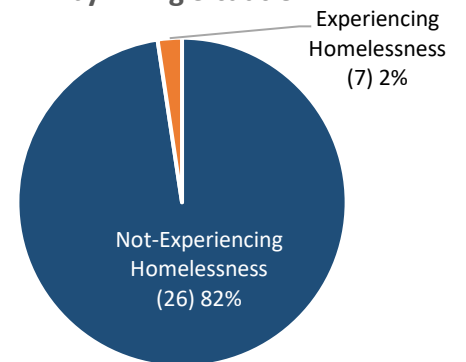
### Patients Transported



**Top Transport Locations:**

- [GSE] BANNER UNIV MED PHX EMER
- [CHEA] VALLEYWISE HEALTH MEDICAL CENTER

**Heat Related Calls for Service by Living Situation**



The Maricopa County Department of Health has not yet released their weekly heat related death report, when it becomes available the information will be included here.