

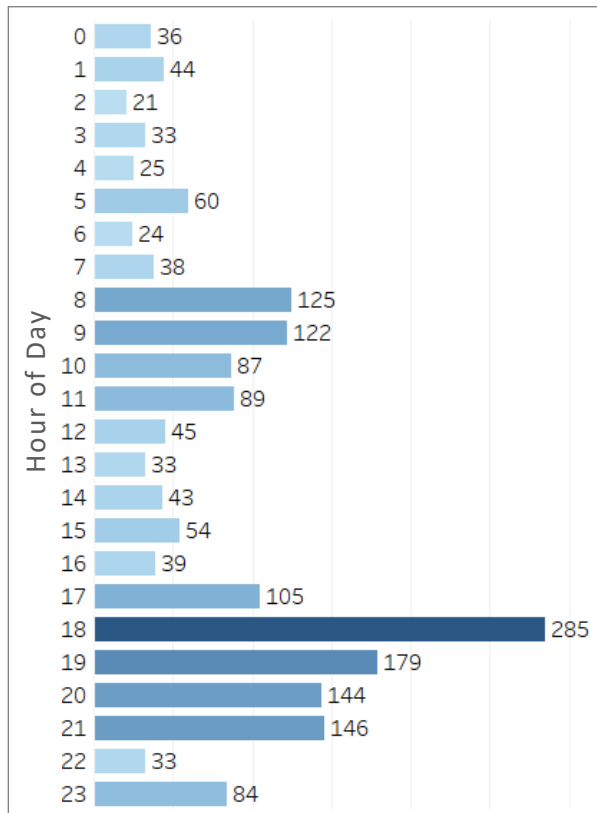
Summer Safety Weekly Recap: 7/11/24 – 7/17/24

Respite/Extended Hour Cooling Center Visitors: 7/11/24 – 7/17/24

Location Count

Burton Barr - Respite	946
Senior Opportunities West - Respite	551
Cholla Library - Cooling Center	155
Harmon Library - Cooling Center	156
Yucca Library - Cooling Center	86
Grand Total	1,894

Intake Time



Phoenix Summer Safety Operation Totals 5/1/24 – 7/17/24:

- **763 heat related** calls for service (Source: Phoenix FD). Of those calls, only 97 were within a mile of a cooling or respite center during extended operating hours.
- **14,254 visits** in respite and extended hour cooling centers (based on intake forms received).
- Overall, **6 and 7pm** have seen the highest number of people arriving.
- **Walk/Bike (74%)** has been the most popular method of getting to the cooling center.
- **Returning visitors account for 47%** of intake forms, followed by word of mouth (29%) for how visitors hear about cooling centers.
- **12,363 visitors (87%)** indicated they are experiencing homelessness.
- **12,331 visitors (87%)** indicated they just want to get cool and don't need any additional services or referrals.
- **619 visitors** received direct onsite assistance from CBI with various shelter or homeless solutions referrals. **25 visitors** required additional follow up for their referral, which was submitted by the Office of Emergency Management on their behalf.

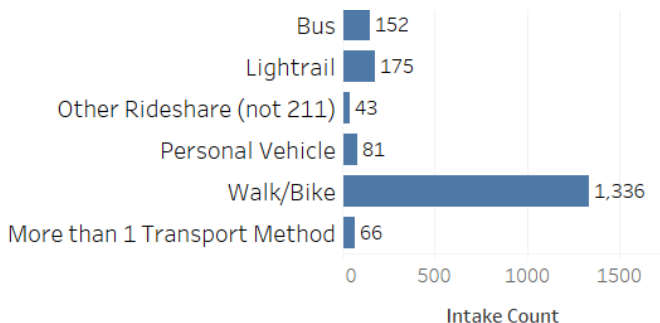
ASU Medical Students

On Wednesdays, ASU medical students are on site at Burton Barr to assist citizens with basic medical needs. On July 17th, they assisted visitors with blood pressure checks, wound care, distributed cooling towels and some basic care necessities. Students also packed Naloxone kits and discussed dental care in the children's area.

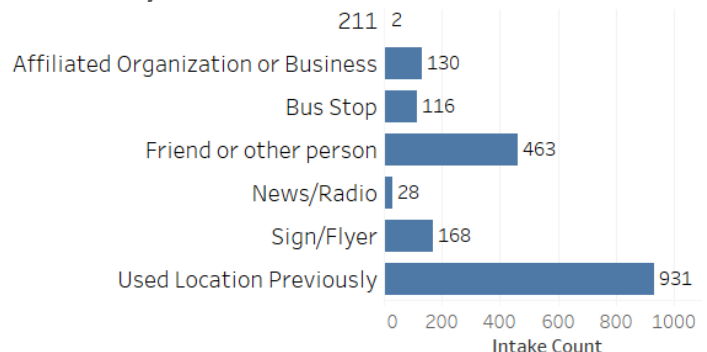
Referrals

17 referrals were processed and received direct onsite assistance from CBI. There was no additional follow-up required from the City of Phoenix or the Office of Emergency Management to submit a referral on their behalf.

Transportation Method



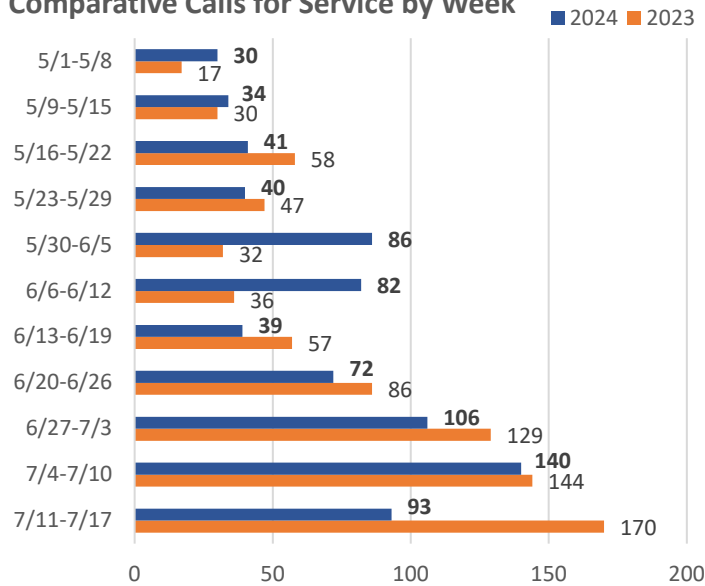
How did you hear about us?



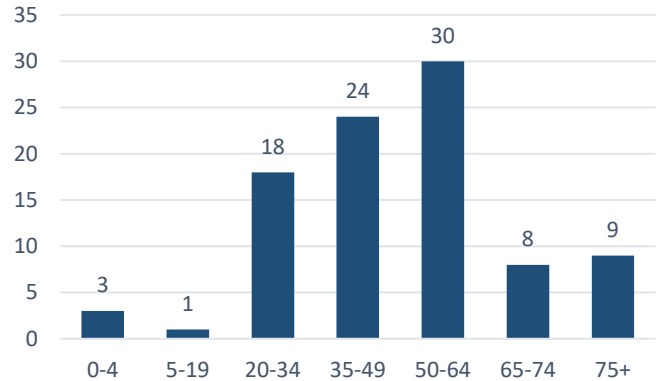
Summer Safety Weekly Recap: 7/11/24 – 7/17/24

Heat Related Calls for Service: 7/11/24 – 7/17/24

Comparative Calls for Service by Week



Patient Age



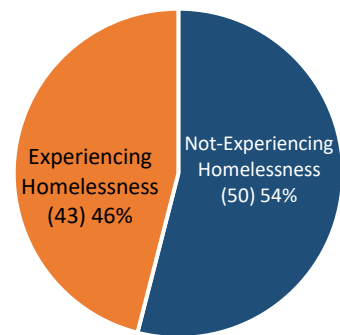
Patient Location

Street	38
Residence	17
Parking Lot	6
Homeless Shelter	5
Business	5
Bus Stop	5
Public Park	4
Other (only 1 count of location)	13

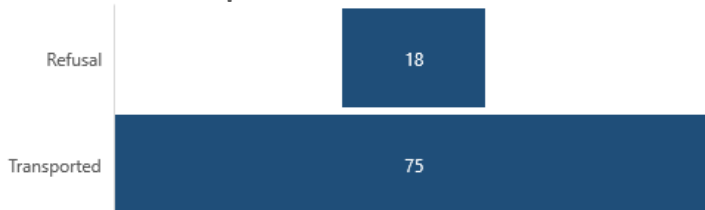
Primary Symptom

Primary Symptom	Count for Week
Heat/Hyperthermia	33
Altered Mental Status	18
Weakness	10
Dehydration	4
Other (only 1 count of complaint)	28

Heat Related Calls for Service by Living Situation



Patients Transported



Top Transport Locations:

- [SJE] ST JOES HOSPITAL ER ADULT
- [GSE] BANNER UNIV MED PHX EMER
- [JCE] HONOR JCL MED CTR EMERGENCY
- [ES] BANNER ESTRELLA

The Maricopa County Department of Health has reported the following statistics on heat related deaths:

	2024 (4/14-7/13)	2023 (4/23-7/15)
Heat Caused Deaths	17 (8 in Phoenix)	81 (Phoenix specific not available)
Heat Contributed Deaths	6 (5 in Phoenix)	60 (Phoenix specific not available)

Note: The Maricopa County Office of the Medical Examiner has 322 potential heat-related death cases under investigation for 2024 and 0 under investigation for 2023.

(Source <https://www.maricopa.gov/1858/Heat-Surveillance>)

Definitions

HEAT CAUSED DEATHS include cases where heat exposure is listed as a direct cause of death.