The Phoenix Capital Improvement Program 2010-15

City of Phoenix

City of Phoenix, Arizona

2010-15 Capital Improvement Program

Mayor and City Council

Phil Gordon
Mayor

Michael Nowakowski
Vice Mayor
District 7

Thelda Williams
District 1

Peggy Neely
District 2

Bill Gates
District 3

Tom Simplot
District 4

Claude Mattox
District 5

Sal DiCiccio
District 6

Michael Johnson
District 8

Mayor's Office

Debra Stark
Chief of Staff

City Council Office

Penny Parrella
Deputy Chief of Staff

Management Staff

David Cavazos
City Manager

Ed Zuercher
Assistant City Manager

Dave Krietor
Deputy City Manager

Jerome Miller
Deputy City Manager

Rick Naimark
Deputy City Manager

Jack F. Harris
Public Safety Manager

Lisa Takata
Executive Assistant to the
City Manager

Karen Peters
Government Relations Director

Programs

Arts and Cultural Facilities
Ruth Osuna
Cultural Affairs Director

Aviation
Danny Murphy
Aviation Director

Economic Development
Deborah Dillon
Education Program Director
Donald Maxwell
Community and Economic
Development Director

Energy Conservation
Facilities Management
Solid Waste Disposal
Neil Mann
Public Works Director
Philip McNeely
Environmental Programs Manager
Tauny Woo
Acting City Engineer

Fire Protection
Robert Khan
Fire Chief

Freeway Mitigation
Mark E. Leonard
Planning Director

Historic Preservation
Barbara Stocklin
Historic Preservation Officer

Housing
Kim Dorney
Housing Director

Human Services
Gloria Hurtado
Human Services Director

Information Technology
Jeff DeWitt
Finance Director
Mario Paniagua
City Clerk
Charles T. Thompson, Sr.
Chief Information Officer

Libraries
Toni Garvey
City Librarian

Neighborhood Services
Chris Hallett
Acting Neighborhood Services Director

Parks, Recreation and Mountain Preserves
Dale Larsen
Parks and Recreation Director

Phoenix Convention Center
John Chan
Phoenix Convention Center Director

Police Protection
Jack F. Harris
Public Safety Manager

Public Transit
Debbie Cotton
Public Transit Director

Street Transportation and Drainage
Wylie Bearup
Interim Street Transportation Director

Wastewater
Water
Barbara Glaus
Acting Water Services Director

Adoption by the City Council
June 23, 2010

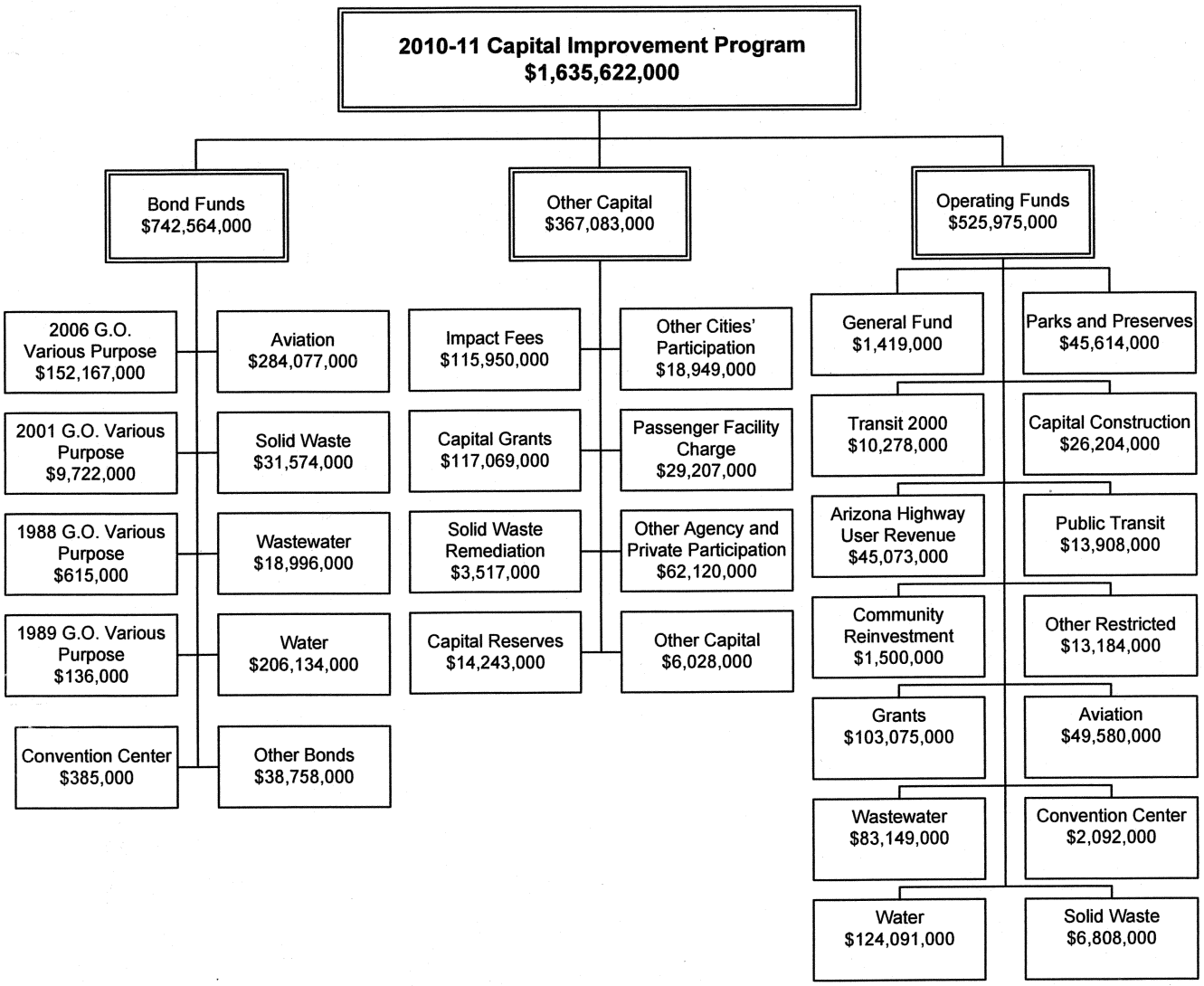
2010-11 Capital Improvement Program
$1,635,622,000
Bond Funds
$742,564,000
Other Capital
$367,083,000
Operating Funds
$525,975,000
2006 G.O. Various Purpose $152,167,000
2001 G.O. Various Purpose $9,722,000
1988 G.O. Various Purpose $615,000
1989 G.O. Various Purpose $136,000
Convention Center $385,000
Aviation $284,077,000
Solid Waste $31,574,000
Wastewater $18,996,000
Water $206,134,000
Other Bonds $38,758,000
Impact Fees $115,950,000
Capital Grants $117,069,000
Solid Waste Remediation $3,517,000
Capital Reserves $14,243,000
Other Cities' Participation $18,949,000
Passenger Facility Charge $29,207,000
Other Agency and Private Participation $62,120,000
Other Capital $6,028,000
General Fund $1,419,000
Transit 2000 $10,278,000
Arizona Highway User Revenue $45,073,000
Community Reinvestment $1,500,000
Grants $103,075,000
Wastewater $83,149,000
Water $124,091,000
Parks and Preserves $45,614,000
Capital Construction $26,204,000
Public Transit $13,908,000
Other Restricted $13,184,000
Aviation $49,580,000
Convention Center $2,092,000
Solid Waste $6,808,000

Table of Contents

Budget Document Overview i

Schedules

Schedule 1 - Capital Program Summary 1
Schedule 2 - Capital Program Summary by Source of Funds 2
Schedule 3 - Operating Fund Summary 3
Schedule 4 - Bond Funds Summary 4
Schedule 5 - Other Financing Summary 5
Schedule 6 - Projects Funded by Development Impact Fees 6
Schedule 7 - Resources and Expenditures by Capital Fund 10

Programs

Arts and Cultural Facilities 13
Aviation 21
Economic Development 39
Energy Conservation 45
Facilities Management 51
Fire Protection 59
Historic Preservation 65
Housing 71
Human Services 83
Information Technology 89
Libraries 97
Neighborhood Services 103
Parks, Recreation and Mountain Preserves 109
Phoenix Convention Center 127
Police Protection 143
Public Transit 151
Solid Waste Disposal 167
Street Transportation and Drainage 175
Wastewater 231
Water 251

Fund Legend 285
Glossary 296
Ordinances 303

BUDGET DOCUMENT OVERVIEW

This overview outlines the City of Phoenix 2010-11 Annual Budget. Copies of the document are available in the Phoenix Public Library or by contacting the City of Phoenix Budget and Research Department at (602) 262-4800. Also, this document can be made available in alternate formats (large print, braille, audio cassette or compact disc) upon request. For information, contact the Budget and Research Department or City TTY relay at (602) 534-5500.

2010-11 Summary Budget Document

The Summary Budget contains a narrative description of Phoenix programs and services planned for the upcoming fiscal year. Also included is a narrative description of all revenue sources and a description of legal constraints and financial policies.

2010-11 Detail Budget Document

The Detail Budget provides extensive statistical data (including multiyear comparisons) for each City department and fund. This statistical data includes staffing allocation and planned expenditures by organizational sub-unit and type.

2010-15 Capital Improvement Program

Finally, the 2010-15 Capital Improvement Program, presented here, provides Phoenix's planned construction program by project and detailed sources of funds.

Glossaries

Definitions of the terms used throughout the budget documents are presented in the glossaries included in the Detail Budget document and the Capital Improvement Program.

If you need further clarification of any of the terms used in the document, please contact the City of Phoenix Budget and Research Department at (602) 262-4800.

Schedules

SCHEDULE 1
SUMMARY OF 2010-15 CAPITAL IMPROVEMENT PROGRAM
By Program
(In Thousands fo Dollars)

Program	2010-11	2011-12	2012-13	2013-14	2014-15	5-Year Total
Arts and Cultural Facilities	$ 5,738	$ 8,003	$ 1,818	$ -	$ -	$ 15,559
Aviation	395,504	129,584	82,460	79,007	65,936	752,491
Economic Development	13,453	5,796	12,171	-	-	31,420
Energy Conservation	33,670	6,137	2,054	1,200	1,200	44,261
Facilities Management	19,561	9,709	8,205	2,273	739	40,487
Fire Protection	14,434	9,339	13,953	-	-	37,726
Historic Preservation	3,060	1,821	2,781	-	-	7,662
Housing	91,726	21,116	17,711	14,642	14,727	159,922
Human Services	6,287	3,605	11,936	-	-	21,828
Information Technology	13,550	11,266	6,317	2,703	1,946	35,782
Libraries	11,683	-	10,444	300	2,100	24,527
Neighborhood Services	14,743	4,200	5,215	-	-	24,158
Parks, Recreation and Mountain Preserves	119,762	45,793	18,803	-	-	184,358
Phoenix Convention Center	5,666	2,308	4,012	4,783	4,603	21,372
Police Protection	33,735	5,550	19,078	-	-	58,363
Public Transit	74,593	37,776	48,689	59,257	31,650	251,965
Solid Waste Disposal	47,377	15,208	18,331	15,590	9,386	105,892
Street Transportation and Drainage	200,609	84,937	159,574	77,751	88,138	611,009
Wastewater	144,068	60,115	61,269	136,163	143,279	544,894
Water	386,403	120,786	115,004	169,315	171,184	962,692
Total	**$ 1,635,622**	**$ 583,049**	**$ 619,825**	**$ 562,984**	**$ 534,888**	**$ 3,936,368**

SCHEDULE 2
SUMMARY OF 2010-15 CAPITAL IMPROVEMENT PROGRAM
By Source of Funds
(In Thousands fo Dollars)

Funds	2010-11	2011-12	2012-13	2013-14	2014-15	5-Year Total
Operating Funds:						
General Funds	$ 1,419	$ 6,647	$ 5,492	$ 4,917	$ 4,874	$ 23,349
Parks and Preserves	45,614	10,381	-	-	-	55,995
Transit 2000	10,278	4,582	4,659	3,682	3,070	26,271
Development Services	-	66	55	58	264	443
Capital Construction	26,204	21,377	18,467	24,759	22,428	113,235
Arizona Highway Users	45,073	35,181	40,988	59,808	59,944	240,994
Public Transit	13,908	8,633	10,264	4,270	5,520	42,595
Community Reinvestment	1,500	-	-	-	-	1,500
Community Development Block Grants (CDBG)	2,986	371	371	170	170	4,068
Hope Grant	3,485	4,271	54	-	-	7,810
Other Restricted	13,184	9,250	3,250	3,000	3,000	31,684
Grant Funds	96,604	18,559	7,966	6,853	6,852	136,834
Enterprise Funds:						
Aviation	49,580	22,165	13,388	12,146	9,064	106,343
Convention Center	2,092	2,463	2,920	2,812	2,568	12,855
Solid Waste	6,808	5,024	4,957	4,806	4,963	26,558
Wastewater	83,149	47,589	48,324	78,586	63,345	320,993
Water	124,091	77,384	76,451	135,747	138,510	552,183
Total Operating Funds	$ 525,975	$ 273,943	$ 237,606	$ 341,614	$ 324,572	$ 1,703,710
Bond Funds:						
Property Tax Supported:						
1988 Various Purpose	$ 615	$ -	$ 1,581	$ -	$ -	$ 2,196
1989 Historic Preservation	136	-	-	-	-	136
2001 Various Purpose	9,722	575	15,645	100	1,900	27,942
2006 Various Purpose	152,167	43,421	138,699	2,396	-	336,683
Nonprofit Corporation Bonds:						
Aviation	284,077	41,862	10,162	4,007	3,595	343,703
Convention Center	385	-	-	-	-	385
Solid Waste	31,574	8,950	12,700	9,500	4,200	66,924
Wastewater	18,996	8,153	4,977	49,225	56,961	138,312
Water	206,134	43,026	37,544	30,876	30,995	348,575
Other	38,758	2,186	500	-	-	41,444
Total Bond Funds	$ 742,564	$ 148,173	$ 221,808	$ 96,104	$ 97,651	$ 1,306,300
Other Capital Sources:						
Impact Fees	$ 115,950	$ 2,947	$ 9,281	$ 1,685	$ 6,540	$ 136,403
Passenger Facility Charge	29,207	39,191	27,229	30,232	24,200	150,059
Other Cities' Share - SROG and Val Vista	18,949	5,769	9,969	11,282	18,840	64,809
Solid Waste Remediation	3,517	1,294	700	1,310	250	7,071
Capital Grants	117,069	85,433	69,734	58,771	57,069	388,076
Federal, State and Other Participation	58,391	20,047	34,302	19,732	5,766	138,238
Private Participation	2,708	-	-	-	-	2,708
Capital Reserves	14,243	6,252	9,196	2,254	-	31,945
Parks Capital Gifts	1,021	-	-	-	-	1,021
Other Capital	6,028	-	-	-	-	6,028
Total Other Capital Sources	$ 367,083	$ 160,933	$ 160,411	$ 125,266	$ 112,665	$ 926,358
TOTAL	**$ 1,635,622**	**$ 583,049**	**$ 619,825**	**$ 562,984**	**$ 534,888**	**$ 3,936,368**

SCHEDULE 3
SUMMARY OF 2010-15 CAPITAL IMPROVEMENT PROGRAM
FINANCED FROM OPERATING FUNDS
(In Thousands)

Program	2010-11	2011-12	2012-13	2013-14	2014-15	Total
Aviation	$ 48,977	$ 21,662	$ 13,179	$ 11,922	$ 8,836	$ 104,576
Economic Development	1,647	-	-	-	-	1,647
Energy Conservation	33,670	6,137	2,054	1,200	1,200	44,261
Facilities Management	4,834	8,152	2,619	846	739	17,190
Historic Preservation	92	-	-	-	-	92
Housing	63,244	17,063	10,337	10,023	10,023	110,690
Information Technology Services	8,638	8,333	1,700	1,734	1,946	22,351
Libraries	1,250	-	200	200	200	1,850
Neighborhood Services	7,255	4,200	200	-	-	11,655
Parks, Recreation and Mountain Preserves	45,994	10,380	-	-	-	56,374
Phoenix Convention Center	1,892	2,308	3,942	4,783	4,603	17,528
Public Transit	25,359	13,216	14,899	37,951	8,590	100,015
Solid Waste	6,746	4,964	4,931	4,780	4,936	26,357
Street Transportation and Drainage	70,117	53,558	59,480	54,566	82,372	320,093
Wastewater	82,585	47,038	47,919	78,174	62,931	318,647
Water	123,675	76,932	76,146	135,435	138,196	550,384
Total	**$ 525,975**	**$ 273,943**	**$ 237,606**	**$ 341,614**	**$ 324,572**	**$ 1,703,710**
Source of Funds						
General Funds:						
General Funds	$ 1,325	$ 6,647	$ 5,292	$ 4,717	$ 4,674	$ 22,655
Library	94	-	200	200	200	694
Total General Funds	$ 1,419	$ 6,647	$ 5,492	$ 4,917	$ 4,874	$ 23,349
Special Revenue Funds:						
Parks and Preserves	$ 45,614	$ 10,381	$ -	$ -	$ -	$ 55,995
Transit 2000	10,278	4,582	4,659	3,682	3,070	26,271
Development Services	-	66	55	58	264	443
Capital Construction	26,204	21,377	18,467	24,759	22,428	113,235
Arizona Highway Users	45,073	35,181	40,988	59,808	59,944	240,994
Public Transit	13,908	8,633	10,264	4,270	5,520	42,595
Community Reinvestment	1,500	-	-	-	-	1,500
Community Development Block Grants (CDBG)	2,986	371	371	170	170	4,068
HOPE Grant	3,485	4,271	54	-	-	7,810
Other Restricted	13,184	9,250	3,250	3,000	3,000	31,684
Grant Funds	96,604	18,559	7,966	6,853	6,852	136,834
Total Special Revenue Funds	$ 258,836	$ 112,671	$ 86,074	$ 102,600	$ 101,248	$ 661,429
Enterprise Funds:						
Aviation	$ 49,580	$ 22,165	$ 13,388	$ 12,146	$ 9,064	$ 106,343
Convention Center	2,092	2,463	2,920	2,812	2,568	12,855
Solid Waste	6,808	5,024	4,957	4,806	4,963	26,558
Wastewater	83,149	47,589	48,324	78,586	63,345	320,993
Water	124,091	77,384	76,451	135,747	138,510	552,183
Total Enterprise Funds	$ 265,720	$ 154,625	$ 146,040	$ 234,097	$ 218,450	$ 1,018,932
Total Operating Funds	**$ 525,975**	**$ 273,943**	**$ 237,606**	**$ 341,614**	**$ 324,572**	**$ 1,703,710**

SCHEDULE 4
SUMMARY OF 2010-15 CAPITAL IMPROVEMENT PROGRAM
FINANCED FROM BOND FUNDS
(In Thousands)

Program	2010-11	2011-12	2012-13	2013-14	2014-15	Total
Arts and Cultural Facilities	$ 5,738	$ 8,003	$ 1,818	$ -	$ -	$ 15,559
Aviation	284,077	41,862	10,162	4,007	3,595	343,703
Economic Development	11,806	5,796	12,171	-	-	29,773
Facilities Management	7,821	1,557	5,586	1,427	-	16,391
Fire Protection	14,434	9,339	13,953	-	-	37,726
Historic Preservation	2,968	1,821	2,781	-	-	7,570
Housing	14,284	49	3,320	-	-	17,653
Human Services	6,087	3,605	11,936	-	-	21,628
Information Technology	4,912	2,933	4,617	969	-	13,431
Libraries	10,433	-	4,462	100	1,900	16,895
Neighborhood Services	6,988	-	5,015	-	-	12,003
Parks, Recreation and Mountain Preserves	31,122	5,413	18,803	-	-	55,338
Phoenix Convention Center	3,774	-	70	-	-	3,844
Police Protection	33,435	5,173	19,078	-	-	57,686
Public Transit	14,416	-	-	-	-	14,416
Solid Waste	31,214	8,950	12,700	9,500	4,200	66,564
Street Transportation and Drainage	36,446	3,410	53,096	-	-	92,952
Wastewater	16,525	7,449	4,547	49,225	56,961	134,707
Water	206,084	42,813	37,693	30,876	30,995	348,461
Total	**$ 742,564**	**$ 148,173**	**$ 221,808**	**$ 96,104**	**$ 97,651**	**$ 1,306,300**
Source of Funds						
Property Tax Supported:						
1988 Various Purpose	$ 615	$ -	$ 1,581	$ -	$ -	$ 2,196
1989 Historic Preservation Bonds	136	-	-	-	-	136
2001 Various Purpose	9,722	575	15,645	100	1,900	27,942
2006 Various Purpose	152,167	43,421	138,699	2,396	-	336,683
Nonprofit Corporation Bonds:						
Aviation	284,077	41,862	10,162	4,007	3,595	343,703
Convention Center	385	-	-	-	-	385
Solid Waste	31,574	8,950	12,700	9,500	4,200	66,924
Wastewater	18,996	8,153	4,977	49,225	56,961	138,312
Water	206,134	43,026	37,544	30,876	30,995	348,575
Other	38,758	2,186	500	-	-	41,444
Total Bond Funds	**$ 742,564**	**$ 148,173**	**$ 221,808**	**$ 96,104**	**$ 97,651**	**$ 1,306,300**

SCHEDULE 5
SUMMARY OF 2010-15 CAPITAL IMPROVEMENT PROGRAM
FINANCED FROM OTHER CAPITAL FUNDS
(In Thousands)

Program	2010-11	2011-12	2012-13	2013-14	2014-15	Total
Aviation	$ 62,450	$ 66,060	$ 59,119	$ 63,078	$ 53,505	$ 304,212
Facilities Management	6,906	-	-	-	-	6,906
Housing	14,198	4,004	4,054	4,619	4,704	31,579
Human Services	200	-	-	-	-	200
Libraries	-	-	5,782	-	-	5,782
Neighborhood Services	500	-	-	-	-	500
Parks, Recreation and Mountain Preserves	42,646	30,000	-	-	-	72,646
Police Protection	300	377	-	-	-	677
Public Transit	34,818	24,560	33,790	21,306	23,060	137,534
Solid Waste	9,417	1,294	700	1,310	250	12,971
Street Transportation and Drainage	94,046	27,969	46,998	23,185	5,766	197,964
Wastewater	44,958	5,628	8,803	8,764	23,387	91,540
Water	56,644	1,041	1,165	3,004	1,993	63,847
Total	**$ 367,083**	**$ 160,933**	**$ 160,411**	**$ 125,266**	**$ 112,665**	**$ 926,358**
Source of Funds						
Impact Fees	$ 115,950	$ 2,947	$ 9,281	$ 1,685	$ 6,540	$ 136,403
Passenger Facility Charge	29,207	39,191	27,229	30,232	24,200	150,059
Other Cities' Share - SROG and Val Vista	18,949	5,769	9,969	11,282	18,840	64,809
Solid Waste Remediation	3,517	1,294	700	1,310	250	7,071
Capital Grants	117,069	85,433	69,734	58,771	57,069	388,076
Federal, State and Other Participation	58,391	20,047	34,302	19,732	5,766	138,238
Capital Reserves	14,243	6,252	9,196	2,254	-	31,945
Private Participation	2,708	-	-	-	-	2,708
Parks Capital Gifts	1,021	-	-	-	-	1,021
Other Capital	6,028	-	-	-	-	6,028
Total Other Capital Funds	**$ 367,083**	**$ 160,933**	**$ 160,411**	**$ 125,266**	**$ 112,665**	**$ 926,358**

SCHEDULE 6

SUMMARY OF 2010-15 CAPITAL IMPROVEMENT PROGRAM PROJECTS FUNDED BY DEVELOPMENT IMPACT FEES

Northern Areas; Deer Valley, Desert View and North Gateway - $82,800,000

Facilities Management – $799,000

- Union Hills Grading and Paving ($799,000) – Repave the parking lot at the Union Hills Service Center in 2010-11.

Libraries – $1,617,000

- Desert View Branch Library ($1,246,000) – Funding for the design and construction of a new branch library in the Desert View area in 2012-13.
- North Gateway Branch Library ($371,000) – Partial funding to acquire a site for a new branch library in the North Gateway area in 2012-13.

Parks, Recreation and Mountain Preserves - $11,534,000

- Tramonto Open Space ($1,138,000) – Acquire and develop of 343 acres near Carefree Highway and 27th Avenue in 2010-11.
- Pioneer Museum Land Acquisition ($739,000) – Partial funding to acquire the Pioneer Living History Museum land in 2010-11.
- Reach 11 Soccer Fields ($2,010,000) – Construct two new soccer fields in 2010-11.
- Desert View Park Acquisition ($64,000) – Acquire and develop park land in the Desert View impact fee area in 2010-11.
- Sonoran Foothills Acquisition ($875,000) – Acquire land in the Sonoran Foothills area in 2010-11.
- Sonoran Boulevard Path ($5,910,000) – Construct a trail along the Sonoran Boulevard in 2010-11.
- Deem Hills Trails ($798,000) – Construct a trailhead at Deem Hills, located at 59th Avenue and Jomax Road, in 2010-11.

Police Protection – $300,000

- Black Mountain Precinct ($300,000) – Partial funding to complete construction of the new Black Mountain Precinct in 2010-11.

Solid Waste – $650,000

- Solid Waste ($650,000) – Funding for Solid Waste projects in the northern impact fee area in 2010-11.

SCHEDULE 6 (continued)

SUMMARY OF 2010-15 CAPITAL IMPROVEMENT PROGRAM PROJECTS FUNDED BY DEVELOPMENT IMPACT FEES

Street Transportation and Drainage – $16,453,000

- Deer Valley Drive / 40th Street to Black Mountain Parkway ($36,000) – Funding to complete street improvements in 2010-11.
- 64th Street, Mayo Boulevard to Pima Freeway Loop 101 ($3,713,000) – Acquire right of way for one mile of major street in 2010-11.
- Street Development ($4,934,000) – Complete major street projects as needs are identified in the North Gateway and Desert View areas in 2010-11.
- 56th Street, Deer Valley Drive to Pinnacle Peak Road ($1,000,000) – Partial funding to design and acquire right of way for one mile of major street in 2012-13 and 2013-14.
- 64th Street, Utopia Road to Pima Freeway Loop 101 ($700,000) – Partial funding to design and acquire right of way for one mile of major street in 2013-14.
- Sonoran Boulevard, 23rd Avenue to Cave Creek Road ($3,000,000) – Partial funding for construction of seven and a half miles of major street in 2012-13.
- 19th Avenue Bridge ($2,920,000) – Partial funding to construct the 19th Avenue Bridge at the Central Arizona Project Canal in 2010-11.
- Black Mountain Parkway at Mayo Boulevard ($150,000) – Install a traffic signal at Black Mountain Parkway and Mayo Boulevard in 2010-11.

Wastewater – $17,319,000

- Wastewater ($85,000) – Funding for Wastewater projects in the northern impact fee area in 2010-2011.
- Wastewater Infrastructure ($17,234,000) – Construct large growth-related wastewater infrastructure in the Desert View and North Gateway areas in 2010-11.

Water – $34,128,000

- Sonoran Parkway Reservoir and Booster Pump ($1,000,000) –Acquire land and design an elevated storage reservoir and booster pump station in the North Gateway area in 2010-11.
- Desert View Water ($188,000) – Acquire right of way for the Desert View Zone 5 transmission main in 2010-11.
- Water Infrastructure ($12,293,000) – Partial funding for the construction of large growth related infrastructure in the Desert View, North Gateway and the Deer Valley areas in 2010-11.
- Lone Mountain Reservoir ($880,000) – Design a 5 million gallon reservoir at 56th Street and Lone Mountain Road in 2010-11.
- 56th Street and Pinnacle Peak Road Reservoir ($7,245,000) – Construct a 10 million gallon reservoir at 56th Street and Pinnacle Peak Road in 2010-11.

SCHEDULE 6 (continued)

SUMMARY OF 2010-15 CAPITAL IMPROVEMENT PROGRAM PROJECTS FUNDED BY DEVELOPMENT IMPACT FEES

- Monte Vista Booster Station Improvements ($100,000) – Construct improvements to the booster station located near 56th Street and Lone Mountain Road in 2010-11.
- 56th Street Water Main: Pinnacle Peak Road to Beardsley Road ($8,530,000) – Design and construct a water main at 56th Street and Pinnacle Peak Road to Beardsley Road in 2010-11.
- Water Main Improvements ($3,892,000) – Design and construct a water main along 33rd Avenue and Pinnacle Vista and along Stetson Valley Parkway and Inspiration Way in 2010-11.

Southern Areas; Ahwatukee, Estrella and Laveen - $53,603,000

Facilities Management – $1,858,000

- Estrella Service Center Unleaded Fuel Site ($1,858,000) – Construct an unleaded fuel site including associated infrastructure at the Estrella Service Center in 2010-11.

Libraries – $4,165,000

- Estrella Branch Library ($4,009,000) – Partial funding for design and construction of a new branch library in the Estrella area in 2012-13.
- West Ahwatukee Branch Library ($156,000) – Partial funding for design of a new branch library in the West Ahwatukee area in 2012-13.

Parks – $4,366,000

- Laveen Park Acquisition ($303,000) – Acquire and develop park land in the Laveen impact fee area in 2010-11.
- El Prado Park ($88,000) – Install equipment at El Prado Park, located at 19th Avenue and Southern Avenue, in 2010-11.
- Park Development at 31st Avenue and Roeser Road ($3,409,000) – Construct a 40 acre park at 31st Avenue and Roeser Road in 2010-11.
- Chandler Boulevard Paving ($566,000) – Construct street improvements on Chandler Boulevard in 2010-11.

Police – $377,000

- Estrella Mountain Precinct ($377,000) – Partial funding to design and construct a vehicle maintenance facility at the Estrella Mountain Precinct in 2010-11.

Solid Waste – $1,750,000

- Solid Waste ($1,750,000) – Funding for Solid Waste projects in southern impact fee area in 2010-2011.

SCHEDULE 6 (continued)

SUMMARY OF 2010-15 CAPITAL IMPROVEMENT PROGRAM PROJECTS FUNDED BY DEVELOPMENT IMPACT FEES

Street Transportation and Drainage – $9,743,000

- Elwood Detention Basin ($1,016,000) – Construct a detention basin at 107th Avenue and Elwood Street in 2010-11.
- Storm Drainage ($2,483,000) – Construct storm sewers in the Estrella area as needs are identified in 2010-11.
- 59th Avenue Street Construction ($2,522,000) – Construct one mile of major street at 59th Avenue between Buckeye Road and Lower Buckeye Road in 2010-11.
- 43rd Avenue Street Construction ($1,638,000) – Partial funding to construct one mile of major street at 43rd Avenue between Buckeye Road and Lower Buckeye Road in 2010-11 and 2011-12.
- Buckeye Road, 67th Avenue to 59th Avenue ($169,000) – Partial funding to design, acquire right of way and construct one mile of major street in 2011-12.
- Street Development ($337,000) – Construct major streets as needs are determined in the southern area in 2010-11.
- 75th Avenue, Salt River to Papago Freeway Storm Sewer ($920,000) – Complete a major trunk storm sewer in 2010-11.
- 75th Avenue Storm Drain, Buckeye Road to Van Buren Street ($105,000) – Complete a major trunk storm sewer in the area of 75th Avenue, from Buckeye Road to Van Buren Street in 2010-11.
- 75th Avenue Detention Channel ($553,000) – Construct a detention channel at 75th Avenue in 2010-11.

Wastewater – $17,870,000

- Wastewater ($3,204,000) – Funding for Wastewater projects in the southern impact fee area in 2010-2011.
- Lift Station at 107th Avenue and Roeser Road ($7,025,000) – Purchase land and design services for a lift station in 2013-14 and 2014-15.
- Lift Station at 75th Avenue and Southern Avenue ($1,108,000) – Construct additional capacity for the 75th Avenue and Southern lift station in 2010-11 and 2011-12.
- Southern Wastewater Laveen West ($3,836,000) – Construct large growth-related wastewater infrastructure in the Laveen West area in 2010-11.
- Right of Way for Laveen Master Plan Sewer ($2,697,000) – Complete right of way purchase for Laveen sewers in 2010-11.

Water – $13,474,000

- Water Infrastructure ($13,474,000) – Construct large growth-related water infrastructure in the southern impact area in 2010-11.

SCHEDULE 7
2010-11 CAPITAL IMPROVEMENT PROGRAM
RESOURCES AND EXPENDITURES BY CAPITAL FUND
(In Thousands of Dollars)

	RESOURCES			EXPENDITURES	FUND BALANCES		
Capital Fund	Beginning Balance	Projected Revenue [1]	Total	Estimated Expenditures	Ending Fund Balance	Projected Resources Beyond 10/11 [2]	Funds Available Beyond 10/11
BONDS AND RELATED FUNDS							
2006 Bonds							
Libraries, Senior & Cultural Centers	$ 9,364	$ -	$ 9,364	$ 28,964	$ (19,600)	$ 50,835	$ 31,235
Education	(7,305)	-	(7,305)	633	(7,938)	11,750	3,812
Affordable Housing & Neighborhoods	24,408	-	24,408	20,327	4,081	24,805	28,886
Parks and Open Spaces	9	-	9	29,522	(29,513)	43,650	14,137
Police, Fire & Homeland Security	9,947	-	9,947	38,753	(28,806)	72,000	43,194
Police, Fire & City Technology	4,089	-	4,089	1,387	2,702	5,900	8,602
Street and Storm Sewer Improvement	49,035	-	49,035	32,581	16,454	40,935	57,389
2001 Bonds							
Affordable Housing & Homeless Shelter	1,704	-	1,704	700	1,004	-	1,004
Educational, Youth & Cultural Facilities	1,504	-	1,504	1,624	(120)	1,975	1,855
Environmental Improvement & Cleanup	543	-	543	625	(82)	630	548
Fire Protection Facilities & Equipment	(27)	-	(27)	74	(101)	900	799
Neighborhood Protection & Senior Centers	6,067	-	6,067	2,344	3,723	2,355	6,078
New & Improved Libraries	4,307	-	4,307	868	3,439	900	4,339
Parks, Open Space & Recreation	(1,839)	-	(1,839)	409	(2,248)	4,425	2,177
Police Protection Facilities & Equipment	(2,125)	-	(2,125)	237	(2,362)	3,160	798
Police, Fire & Computer Technology	(1,059)	-	(1,059)	775	(1,834)	2,215	381
Preserving Phoenix Heritage	(111)	-	(111)	149	(260)	925	665
Storm Sewers	(1,427)	-	(1,427)	343	(1,770)	1,770	-
Street Improvements	512	-	512	1,574	(1,062)	2,225	1,163
1989 Historic Preservation	163	-	163	136	27	-	27
1988 Bonds							
Community Education/Cultural Facilities	71	-	71	71	-	-	-
Freeway Mitigation, Neighborhood Stabilization, Slum & Blight Elimination	863	-	863	73	790	1,000	1,790
Parks, Recreation & Mountain Preserves	486	-	486	471	15	-	15
Police Protection	27	-	27	-	27	-	27
1984 Fire & Police Protection	1	-	1	-	1	-	1
Nonprofit Corporation Bonds							
Aviation	(297,599)	653,170	355,571	284,077	71,494	552,045	623,539
Phoenix Convention Center	31,523	-	31,523	385	31,138	-	31,138
Golf	67	-	67	-	67	-	67
Solid Waste	12,769	50,000	62,769	31,574	31,195	25,000	56,195
Transit 2000	75,998	-	75,998	14,303	61,695	-	61,695
Wastewater	5,508	50,000	55,508	18,996	36,512	355,000	391,512
Water	(8,482)	100,000	91,518	206,134	(114,616)	600,000	485,384
Other	(41,684)	86,575	44,891	24,455	20,436	109,425	129,861
OTHER FINANCING							
Impact Fees	146,131	-	146,131	115,950	30,181	-	30,181
Passenger/Customer Facility Charge	(115,233)	119,020	3,787	29,207	(25,420)	457,000	431,580
Other Cities' Participation in Joint Ventures	(660)	18,949	18,289	18,949	(660)	11,444	10,784
Solid Waste Remediation	9,263	-	9,263	3,517	5,746	-	5,746
Capital Grants	(19,545)	117,069	97,524	117,069	(19,545)	67,581	48,036
Federal, State & Other Participation	-	58,391	58,391	58,391	-	-	-
Capital Gifts	1,087	-	1,087	1,021	66	-	66
Private Participation	2,952	-	2,952	2,708	244	-	244
Capital Reserves	192,178	-	192,178	14,243	177,935	-	177,935
Other Capital	30,193	-	30,193	6,028	24,165	-	24,165
TOTAL	$ 123,673	$ 1,253,174	$ 1,376,847	$ 1,109,647	$ 267,200	$ 2,449,850	$ 2,717,050

[1] Includes bond proceeds and funds which "pass through" bond funds such as grants, land sales and other agency and private participation.
[2] Includes bonds authorized and available for sale, pledged resources and cost recovery for projects billed and/or reimbursed on a cash flow basis.

Program Detail

Arts and Cultural Facilities

The $15.6 million Arts and Cultural Facilities program is funded with 2001 and 2006 bonds. The following projects are planned for bond funding:

- Renovate a facility for the Arizona Opera
- Purchase and renovate a facility for the Black Theatre Troupe
- Complete renovation and expansion of the Phoenix Theatre
- Purchase and renovate a facility for Ballet Arizona

Arts and Cultural Facilities

Capital Improvement Program Summary

Project Summary	2010-11	2011-12	2012-13	2013-14	2014-15	Total
Cultural Facilities	5,307,614	8,003,475	1,804,160	-	-	15,115,249
Percent for Art	429,804	-	14,000	-	-	443,804
Total	**$5,737,418**	**$8,003,475**	**$1,818,160**	-	-	**$15,559,053**
Source of Funds						
Bond Funds						
1988 Bonds	71,504	-	-	-	-	71,504
2001 Bonds	108,900	-	1,768,660	-	-	1,877,560
2006 Bonds	5,325,014	8,003,475	49,500	-	-	13,377,989
Nonprofit Corporation Bonds - Water	232,000	-	-	-	-	232,000
Total Bond Funds	**$5,737,418**	**$8,003,475**	**$1,818,160**	-	-	**$15,559,053**
Total Sources of Funds	**$5,737,418**	**$8,003,475**	**$1,818,160**	-	-	**$15,559,053**

City of Phoenix, Arizona
2010-2015 Capital Improvement Program
Arts and Cultural Facilities

Project No.	*Project Title*	*2010-11*	*2011-12*	*2012-13*	*2013-14*	*2014-15*	*Total*
AR00000001	**PHOENIX THEATER**		**Function: Cultural Facilities**			**District: 7**	
Complete upgrades to the Phoenix Theater.							
Construction		71,504	-	-	-	-	71,504
	Project Total	**$71,504**	-	-	-	-	**$71,504**
1988 Community Educational and Cultural Facilities Bonds		71,504	-	-	-	-	71,504
	Funding Total	**$71,504**	-	-	-	-	**$71,504**
AR00000005	**HISPANIC CULTURAL CENTER**		**Function: Cultural Facilities**			**District: 8**	
Construct or renovate a facility for a Hispanic cultural center. Estimated full-year ongoing operating costs: $15,000							
Construction		-	-	1,376,148	-	-	1,376,148
	Project Total	-	-	**$1,376,148**	-	-	**$1,376,148**
2001 Educational, Youth and Cultural Facilities Bonds		-	-	1,376,148	-	-	1,376,148
	Funding Total	-	-	**$1,376,148**	-	-	**$1,376,148**
AR00000009	**ARIZONA OPERA**		**Function: Cultural Facilities**			**District: 8**	
Renovate a facility for the Arizona Opera.							
Equipment		29,000	-	-	-	-	29,000
Construction		1,134,140	-	-	-	-	1,134,140
	Project Total	**$1,163,140**	-	-	-	-	**$1,163,140**
2006 Libraries, Youth, Senior & Cultural Facilities Bonds		1,163,140	-	-	-	-	1,163,140
	Funding Total	**$1,163,140**	-	-	-	-	**$1,163,140**
AR00000010	**BLACK THEATRE TROUPE**		**Function: Cultural Facilities**			**District: 7**	
Renovate a facility for the Black Theatre Troupe.							
Construction		748,172	-	-	-	-	748,172
	Project Total	**$748,172**	-	-	-	-	**$748,172**
2006 Libraries, Youth, Senior & Cultural Facilities Bonds		748,172	-	-	-	-	748,172
	Funding Total	**$748,172**	-	-	-	-	**$748,172**
AR00000011	**PHOENIX THEATRE RENOVATION AND EXPANSION**		**Function: Cultural Facilities**			**District: 7**	
Renovate existing main stage facility and construct new performance facility.							
Construction		-	8,003,475	-	-	-	8,003,475
	Project Total	-	**$8,003,475**	-	-	-	**$8,003,475**
2006 Libraries, Youth, Senior & Cultural Facilities Bonds		-	8,003,475	-	-	-	8,003,475
	Funding Total	-	**$8,003,475**	-	-	-	**$8,003,475**

Arts and Cultural Facilities

Project No.	*Project Title*	*2010-11*	*2011-12*	*2012-13*	*2013-14*	*2014-15*	*Total*
AR00000012	**CARVER MUSEUM RENOVATION PHASE II**	**Function: Cultural Facilities**				**District: 8**	
Complete renovation of existing facility.							
Construction		165,000	-	-	-	-	165,000
	Project Total	**$165,000**	-	-	-	-	**$165,000**
2006 Libraries, Youth, Senior & Cultural Facilities Bonds		165,000	-	-	-	-	165,000
	Funding Total	**$165,000**	-	-	-	-	**$165,000**
AR00000013	**CULTURAL FACILITIES CAPITAL IMPROVEMENTS**	**Function: Cultural Facilities**				**District: Citywide**	
Address major maintenance, ADA and safety issues at city-owned cultural facilities.							
Construction		36,000	-	378,512	-	-	414,512
	Project Total	**$36,000**	-	**$378,512**	-	-	**$414,512**
2006 Libraries, Youth, Senior & Cultural Facilities Bonds		36,000	-	-	-	-	36,000
2001 Educational, Youth and Cultural Facilities Bonds		-	-	378,512	-	-	378,512
	Funding Total	**$36,000**	-	**$378,512**	-	-	**$414,512**
AR00000014	**PHOENIX ART MUSEUM RENOVATION & EXPANSION**	**Function: Cultural Facilities**				**District: 7**	
Complete upgrade of galleries and construct new community meeting room.							
Equipment		24,000	-	-	-	-	24,000
Construction		396,418	-	-	-	-	396,418
	Project Total	**$420,418**	-	-	-	-	**$420,418**
2006 Libraries, Youth, Senior & Cultural Facilities Bonds		407,000	-	-	-	-	407,000
2006 Economic Development Bonds		13,418	-	-	-	-	13,418
	Funding Total	**$420,418**	-	-	-	-	**$420,418**
AR00000015	**CHICANOS POR LA CAUSA**	**Function: Cultural Facilities**				**District: 8**	
Renovate the Santa Rita Hall building as a cultural center.							
Construction		-	-	49,500	-	-	49,500
	Project Total	-	-	**$49,500**	-	-	**$49,500**
2006 Libraries, Youth, Senior & Cultural Facilities Bonds		-	-	49,500	-	-	49,500
	Funding Total	-	-	**$49,500**	-	-	**$49,500**
AR00000018	**ARIZONA SCIENCE CENTER REMODEL**	**Function: Cultural Facilities**				**District: 8**	
Address ADA and access issues at the Arizona Science Center.							
Construction		772,000	-	-	-	-	772,000
	Project Total	**$772,000**	-	-	-	-	**$772,000**
2006 Libraries, Youth, Senior & Cultural Facilities Bonds		772,000	-	-	-	-	772,000
	Funding Total	**$772,000**	-	-	-	-	**$772,000**

Arts and Cultural Facilities

Project No. *Project Title*	*2010-11*	*2011-12*	*2012-13*	*2013-14*	*2014-15*	*Total*
AR00000019 MAJOR MAINTENANCE PHOENIX ART MUSEUM	**Function: Cultural Facilities**				**District: 7**	
Address major maintenance needs.						
Construction	687,000	-	-	-	-	687,000
Project Total	**$687,000**	-	-	-	-	**$687,000**
2006 Libraries, Youth, Senior & Cultural Facilities Bonds	687,000	-	-	-	-	687,000
Funding Total	**$687,000**	-	-	-	-	**$687,000**
AR00000020 BALLET ARIZONA		**Function: Cultural Facilities**			**District: Citywide**	
Renovate a facility for Ballet Arizona.						
Construction	1,244,380	-	-	-	-	1,244,380
Project Total	**$1,244,380**	-	-	-	-	**$1,244,380**
2006 Libraries, Youth, Senior & Cultural Facilities Bonds	1,244,380	-	-	-	-	1,244,380
Funding Total	**$1,244,380**	-	-	-	-	**$1,244,380**
AR45000001 CULTURAL FACILITIES PERCENT FOR ART		**Function: Percent for Art**			**District: Citywide**	
Design and fabricate artwork for Cultural Facilities bond projects.						
Equipment	-	-	14,000	-	-	14,000
Project Total	-	-	**$14,000**	-	-	**$14,000**
2001 Educational, Youth and Cultural Facilities Bonds	-	-	14,000	-	-	14,000
Funding Total	-	-	**$14,000**	-	-	**$14,000**
AR45000004 ARIZONA SCIENCE CENTER PERCENT FOR ART		**Function: Percent for Art**			**District: 8**	
Create a work of art for the entrance to the Arizona Science Center.						
Construction	152,641	-	-	-	-	152,641
Project Total	**$152,641**	-	-	-	-	**$152,641**
2006 Libraries, Youth, Senior & Cultural Facilities Bonds	43,741	-	-	-	-	43,741
2001 Parks, Recreation & Open Space Bonds	108,900	-	-	-	-	108,900
Funding Total	**$152,641**	-	-	-	-	**$152,641**
AR45000005 PHOENIX THEATER PERCENT FOR ART		**Function: Percent for Art**			**District: 7**	
Commission artwork in conjunction with the renovation and expansion of the theater facility.						
Construction	22,163	-	-	-	-	22,163
Project Total	**$22,163**	-	-	-	-	**$22,163**
2006 Libraries, Youth, Senior & Cultural Facilities Bonds	22,163	-	-	-	-	22,163
Funding Total	**$22,163**	-	-	-	-	**$22,163**
AR45000006 CHILDREN'S MUSEUM OF PHOENIX PERCENT FOR ART		**Function: Percent for Art**			**District: 8**	
Construct an artist-designed fence along 7th Street in front of the museum.						
Construction	232,000	-	-	-	-	232,000
Project Total	**$232,000**	-	-	-	-	**$232,000**
Nonprofit Corp Bonds - Water	232,000	-	-	-	-	232,000
Funding Total	**$232,000**	-	-	-	-	**$232,000**

Arts and Cultural Facilities

Project No.	*Project Title*	*2010-11*	*2011-12*	*2012-13*	*2013-14*	*2014-15*	*Total*
AR45000007	**HERBERGER THEATER PERCENT FOR ART**	**Function: Percent for Art**				**District: 8**	
Create a public art project that uses lighting to enhance the theater's exterior and plaza.							
Construction		23,000	-	-	-	-	23,000
Project Total		**$23,000**	-	-	-	-	**$23,000**
2006 Libraries, Youth, Senior & Cultural Facilities Bonds		23,000	-	-	-	-	23,000
Funding Total		**$23,000**	-	-	-	-	**$23,000**

SKY HARBOR INTERNATIONAL AIRPORT

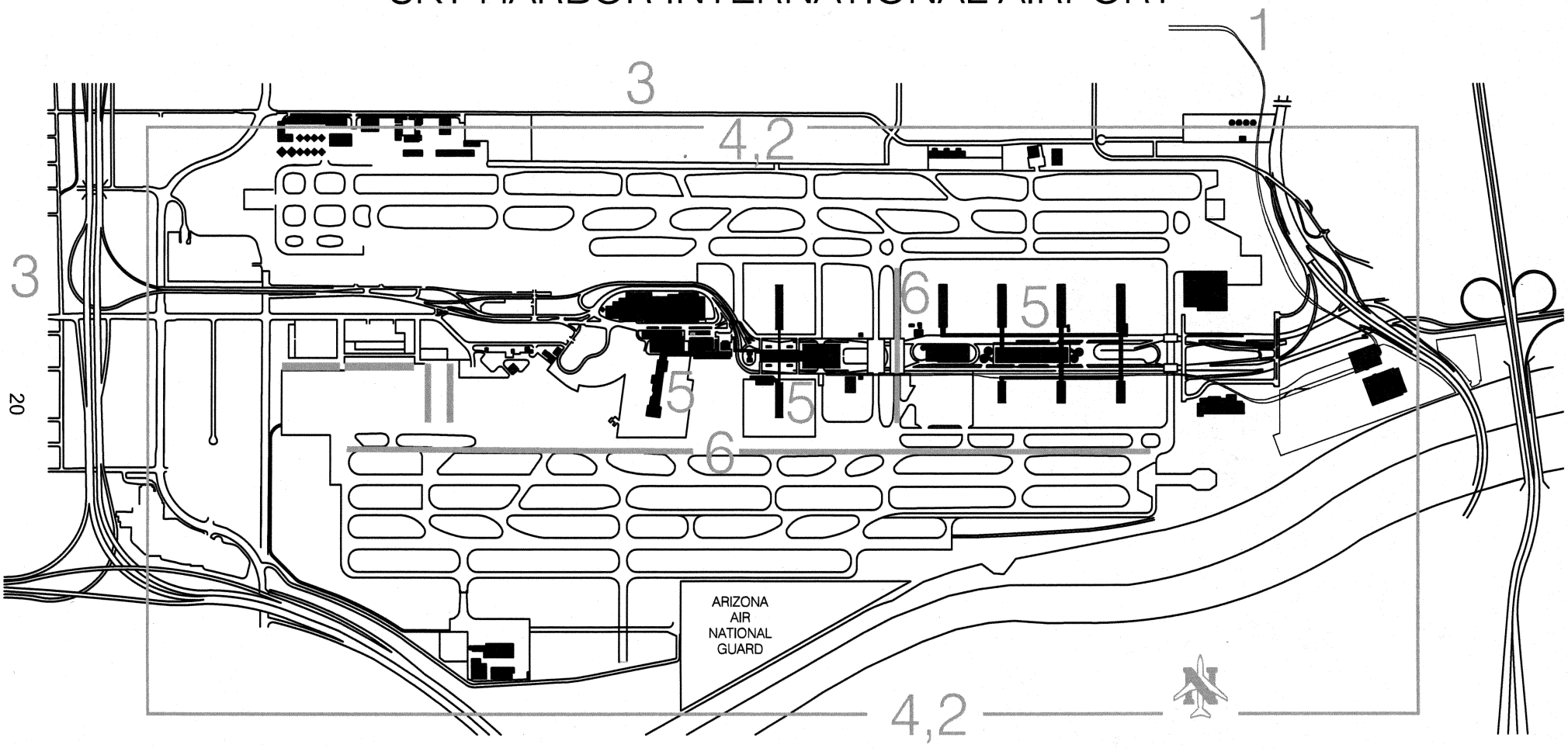

1 - PHX SKY TRAIN
2 - NOISE MITIGATION EFFORTS
3 - LAND ACQUISITION (NORTH, WEST)
4 - INTRUDER PERIMETER FENCE
5 - IN-LINE EDS
6 - RUNWAY & TAXIWAY IMPROVEMENTS

Aviation

The Aviation program totals $752.5 million and includes projects for Phoenix Sky Harbor International Airport and two satellite airports, Phoenix Deer Valley and Phoenix Goodyear. The Aviation program is funded with Aviation operating revenue, federal grant funds, Aviation nonprofit corporation bonds and Passenger Facility Charge funds.

Major improvements for Sky Harbor International Airport include the following:

- Develop and manage airport expansion infrastructure
- Design, construct and equip the PHX Sky Train system
- Construct runway and taxiway improvements
- Acquire and maintain properties for the Community Noise Reduction Program and future airport expansion
- Perform various development studies and consultant services
- Rehabilitate Terminals 3 and 4 including rebuilding moving walkways, food and beverage tenant upgrades and build-outs, pavement reconstruction, restroom remodel, elevator and door upgrades
- Construct an intruder alarm and implement other security improvements
- Provide soundproofing to non-residential qualified establishments within airport proximity
- Improve garage lighting and enhance the taxi/limousine holding area
- Refurbish maintenance complex and rehabilitate airport air conditioning units
- Install common use terminal equipment and other various technology enhancements

The Aviation program also includes taxiway, safety and structure improvements at the Phoenix Deer Valley and Phoenix Goodyear airports and airport development projects at Phoenix-Mesa Gateway Airport.

Aviation

Capital Improvement Program Summary

Project Summary	2010-11	2011-12	2012-13	2013-14	2014-15	Total
Air Cargo Facilities	300,000	-	6,635,000	-	-	6,935,000
Development Studies	4,386,000	11,266,500	12,266,500	12,117,500	11,407,000	51,443,500
General Aviation	1,200,000	1,495,000	1,495,000	1,495,000	1,495,000	7,180,000
Infrastructure	6,593,700	1,000,000	-	-	-	7,593,700
Land Acquisition	34,688,000	18,000,000	18,000,000	18,000,000	18,000,000	106,688,000
Maintenance Facilities	1,011,000	2,785,000	500,000	500,000	500,000	5,296,000
Phoenix Deer Valley Airport	11,288,737	6,052,000	5,000,000	4,250,000	-	26,590,737
Phoenix Goodyear Airport	3,748,000	1,274,000	54,000	159,000	-	5,235,000
Phoenix-Mesa Gateway Airport	1,300,000	1,400,000	1,400,000	1,400,000	1,400,000	6,900,000
PHX Sky Train	223,493,000	14,747,000	5,239,000	220,000	-	243,699,000
Roads, Bridges, and Drainage	3,933,000	3,000,000	3,000,000	3,000,000	3,000,000	15,933,000
Runway and Taxiway Improvements	21,145,240	9,444,000	1,500,000	1,500,000	1,500,000	35,089,240
Security Facilities	19,705,000	13,733,000	6,619,000	10,392,000	4,200,000	54,649,000
Terminal 3	1,815,000	1,369,000	-	-	-	3,184,000
Terminal 4	16,831,545	22,684,645	14,469,374	2,534,000	2,534,000	59,053,564
Vehicle Parking Facilities	6,928,000	509,000	-	-	-	7,437,000
Aviation Contingency	29,004,000	20,824,000	6,281,000	23,440,000	21,900,000	101,449,000
Debt Issuance Costs	1,894,000	-	-	-	-	1,894,000
Percent for Art	6,240,000	-	-	-	-	6,240,000
Total	**$395,504,222**	**$129,583,145**	**$82,458,874**	**$79,007,500**	**$65,936,000**	**$752,489,741**
Source of Funds						
Operating Funds						
Aviation	48,977,150	21,662,000	13,178,500	11,922,000	8,836,000	104,575,650
Total Operating Funds	**$48,977,150**	**$21,662,000**	**$13,178,500**	**$11,922,000**	**$8,836,000**	**$104,575,650**
Bond Funds						
Nonprofit Corporation Bonds - Aviation	284,077,477	41,861,600	10,161,650	4,007,300	3,595,000	343,703,027
Total Bond Funds	**$284,077,477**	**$41,861,600**	**$10,161,650**	**$4,007,300**	**$3,595,000**	**$343,703,027**
Other Financing						
Capital Grants	33,243,050	26,869,000	31,889,450	32,846,300	29,305,000	154,152,800
Passenger Facility Charge	29,206,545	39,190,545	27,229,274	30,231,900	24,200,000	150,058,264
Total Other Financing	**$62,449,595**	**$66,059,545**	**$59,118,724**	**$63,078,200**	**$53,505,000**	**$304,211,064**
Total Sources of Funds	**$395,504,222**	**$129,583,145**	**$82,458,874**	**$79,007,500**	**$65,936,000**	**$752,489,741**

Aviation

Project No.	*Project Title*	*2010-11*	*2011-12*	*2012-13*	*2013-14*	*2014-15*	*Total*
AV06000020	**WEST AIR CARGO - EAST APRON RECONSTRUCTION**	**Function: Air Cargo Facilities**				**District: 8**	
Reconstruct the West Air Cargo east apron in asphalt concrete and recondition the subbase at Phoenix Sky Harbor International Airport.							
Other		135,000	-	571,970	-	-	706,970
Construction		165,000	-	6,063,030	-	-	6,228,030
	Project Total	**$300,000**	**-**	**$6,635,000**	**-**	**-**	**$6,935,000**
Sky Harbor Airport Improvement		300,000	-	663,500	-	-	963,500
Federal Grants		-	-	5,971,500	-	-	5,971,500
	Funding Total	**$300,000**	**-**	**$6,635,000**	**-**	**-**	**$6,935,000**
AV09000009	**HYDRANT FUEL SYSTEM ASSESSMENT**	**Function: Development Studies**				**District: 8**	
Assess the hydrant fuel system at Phoenix Sky Harbor International Airport.							
Study		400,000	400,000	400,000	400,000	400,000	2,000,000
	Project Total	**$400,000**	**$400,000**	**$400,000**	**$400,000**	**$400,000**	**$2,000,000**
Sky Harbor Airport Improvement		400,000	400,000	400,000	400,000	400,000	2,000,000
	Funding Total	**$400,000**	**$400,000**	**$400,000**	**$400,000**	**$400,000**	**$2,000,000**
AV09000043	**GIS NEEDS ASSESSMENT**	**Function: Development Studies**				**District: 8**	
Study geographic information system needs for the Aviation Department.							
Study		40,000	-	-	-	-	40,000
	Project Total	**$40,000**	**-**	**-**	**-**	**-**	**$40,000**
Nonprofit Corp Bonds - Aviation		40,000	-	-	-	-	40,000
	Funding Total	**$40,000**	**-**	**-**	**-**	**-**	**$40,000**
AV09000057	**HONEYWELL CLEANUP**	**Function: Development Studies**				**District: 8**	
Perform environmental cleanup at the Honeywell leasehold area and the solvent plume on airport property from 36th Street to 24th Street and south to the north runway.							
Construction		305,000	230,000	230,000	230,000	230,000	1,225,000
	Project Total	**$305,000**	**$230,000**	**$230,000**	**$230,000**	**$230,000**	**$1,225,000**
Sky Harbor Airport Improvement		305,000	230,000	230,000	230,000	230,000	1,225,000
	Funding Total	**$305,000**	**$230,000**	**$230,000**	**$230,000**	**$230,000**	**$1,225,000**
AV09000065	**ADA TRANSITION PLAN IMPROVEMENTS**	**Function: Development Studies**				**District: 8**	
Develop and implement aviation facilities modifications to comply with American with Disabilities Act (ADA) compliance requirements.							
Design		77,000	-	-	-	-	77,000
Construction		500,000	1,000,000	1,000,000	500,000	-	3,000,000
	Project Total	**$577,000**	**$1,000,000**	**$1,000,000**	**$500,000**	**-**	**$3,077,000**
Sky Harbor Airport Improvement		577,000	1,000,000	1,000,000	500,000	-	3,077,000
	Funding Total	**$577,000**	**$1,000,000**	**$1,000,000**	**$500,000**	**-**	**$3,077,000**
AV09000072	**TERMINAL AREA MONITORING SYSTEM (TAMS)**	**Function: Development Studies**				**District: 8**	
Monitor installed wells and test contaminants in the fuel plume area.							
Study		157,000	157,000	157,000	157,000	157,000	785,000
	Project Total	**$157,000**	**$157,000**	**$157,000**	**$157,000**	**$157,000**	**$785,000**
Sky Harbor Airport Improvement		157,000	157,000	157,000	157,000	157,000	785,000
	Funding Total	**$157,000**	**$157,000**	**$157,000**	**$157,000**	**$157,000**	**$785,000**

Aviation

Project No.	*Project Title*	*2010-11*	*2011-12*	*2012-13*	*2013-14*	*2014-15*	*Total*
AV09000074	**AIRFIELD CONSTRUCTION OF HONEYWELL REMEDIATION SYSTEM**	**Function: Development Studies**				**District: 8**	
Underground storage tank remediation including an airfield monitoring/barrier and remediation system at Phoenix Sky Harbor International Airport.							
Construction		375,000	-	-	-	-	375,000
Project Total		**$375,000**	-	-	-	-	**$375,000**
Nonprofit Corp Revenue Bonds - Aviation		225,000	-	-	-	-	225,000
Nonprofit Corp Bonds - Aviation		150,000	-	-	-	-	150,000
Funding Total		**$375,000**	-	-	-	-	**$375,000**
AV09000075	**HONEYWELL REMEDIATION AGREEMENT**	**Function: Development Studies**				**District: 8**	
Manage remediation efforts of Honeywell Leaking Underground Storage Tank (LUST) project at Phoenix Sky Harbor International Airport.							
Other		470,000	620,000	620,000	620,000	620,000	2,950,000
Project Total		**$470,000**	**$620,000**	**$620,000**	**$620,000**	**$620,000**	**$2,950,000**
Sky Harbor Airport Improvement		470,000	620,000	620,000	620,000	620,000	2,950,000
Funding Total		**$470,000**	**$620,000**	**$620,000**	**$620,000**	**$620,000**	**$2,950,000**
AV09000076	**NON-RESIDENTIAL SOUND INSULATION AND MITIGATION SERVICES**	**Function: Development Studies**				**District: 8**	
Construct sound insulation and mitigation services for the NON-RESIDENTIAL Federal Aviation Administration (FAA) Part 150 eligible community centers and schools.							
Construction		2,000,000	8,859,500	9,859,500	9,859,500	10,000,000	40,578,500
Project Total		**$2,000,000**	**$8,859,500**	**$9,859,500**	**$9,859,500**	**$10,000,000**	**$40,578,500**
Passenger Facility Charge		-	1,771,900	1,971,900	1,971,900	2,000,000	7,715,700
Federal Grants		2,000,000	7,087,600	7,887,600	7,887,600	8,000,000	32,862,800
Funding Total		**$2,000,000**	**$8,859,500**	**$9,859,500**	**$9,859,500**	**$10,000,000**	**$40,578,500**
AV09000077	**AIRSIDE PAVEMENT ASSESSMENT STUDY**	**Function: Development Studies**				**District: Citywide**	
Perform testing and visual observation of airside pavement at Phoenix Sky Harbor International Airport, Phoenix Deer Valley Airport and Phoenix Goodyear Airport.							
Study		-	-	-	283,000	-	283,000
Other		21,000	-	-	27,000	-	48,000
Construction		41,000	-	-	41,000	-	82,000
Project Total		**$62,000**	-	-	**$351,000**	-	**$413,000**
Sky Harbor Airport Improvement		62,000	-	-	351,000	-	413,000
Funding Total		**$62,000**	-	-	**$351,000**	-	**$413,000**
AV19000002	**FUELING CLEANUP**	**Function: General Aviation**				**District: 8**	
Clean up fueling sites at Phoenix Sky Harbor International Airport.							
Construction		-	1,495,000	1,495,000	1,495,000	1,495,000	5,980,000
Project Total		-	**$1,495,000**	**$1,495,000**	**$1,495,000**	**$1,495,000**	**$5,980,000**
Sky Harbor Airport Improvement		-	1,495,000	1,495,000	1,495,000	1,495,000	5,980,000
Funding Total		-	**$1,495,000**	**$1,495,000**	**$1,495,000**	**$1,495,000**	**$5,980,000**

Aviation

Project No.	*Project Title*	*2010-11*	*2011-12*	*2012-13*	*2013-14*	*2014-15*	*Total*
AV19000026	**WEST SKY HARBOR FUELING FACILITY LUST**	**Function: General Aviation**				**District: 8**	
Assess future monitoring and remediation west side for Leaking Underground Storage Tanks (LUST) at Phoenix Sky Harbor International Airport.							
Study		1,200,000	-	-	-	-	1,200,000
	Project Total	**$1,200,000**	-	-	-	-	**$1,200,000**
Sky Harbor Airport Improvement		1,200,000	-	-	-	-	1,200,000
	Funding Total	**$1,200,000**	-	-	-	-	**$1,200,000**
AV26000009	**TECHNOLOGY PROGRAM MANAGEMENT**	**Function: Infrastructure**				**District: 8**	
Provide technological expertise for various technology related projects at Phoenix Sky Harbor International Airport.							
Other		875,000	-	-	-	-	875,000
	Project Total	**$875,000**	-	-	-	-	**$875,000**
Sky Harbor Airport Improvement		875,000	-	-	-	-	875,000
	Funding Total	**$875,000**	-	-	-	-	**$875,000**
AV26000015	**TERMINAL 4 COMMON USE TERMINAL EQUIPMENT**	**Function: Infrastructure**				**District: 8**	
Develop Terminal 4 common use software install and reconfigure gate boarding area equipment.							
Other		243,700	130,000	-	-	-	373,700
Equipment		1,800,000	-	-	-	-	1,800,000
Design		240,000	-	-	-	-	240,000
Construction		2,434,000	820,000	-	-	-	3,254,000
	Project Total	**$4,717,700**	**$950,000**	-	-	-	**$5,667,700**
Sky Harbor Airport Improvement		2,283,700	421,000	-	-	-	2,704,700
Nonprofit Corp Bonds - Aviation		2,434,000	529,000	-	-	-	2,963,000
	Funding Total	**$4,717,700**	**$950,000**	-	-	-	**$5,667,700**
AV26000016	**LABOR MANAGEMENT SYSTEM**	**Function: Infrastructure**				**District: Citywide**	
Develop and implement a labor management system for all airports.							
Other		195,000	50,000	-	-	-	245,000
	Project Total	**$195,000**	**$50,000**	-	-	-	**$245,000**
Sky Harbor Airport Improvement		195,000	50,000	-	-	-	245,000
	Funding Total	**$195,000**	**$50,000**	-	-	-	**$245,000**
AV26000037	**ACCESS CONTROL AND MONITORING SYSTEM (ACAMS)**	**Function: Infrastructure**				**District: 8**	
Evaluate the design and study Access Control and Monitoring System (ACAMS) at Phoenix Sky Harbor International Airport.							
Study		773,000	-	-	-	-	773,000
Other		33,000	-	-	-	-	33,000
	Project Total	**$806,000**	-	-	-	-	**$806,000**
Sky Harbor Airport Improvement		806,000	-	-	-	-	806,000
	Funding Total	**$806,000**	-	-	-	-	**$806,000**

Aviation

Project No.	*Project Title*	*2010-11*	*2011-12*	*2012-13*	*2013-14*	*2014-15*	*Total*
AV01000192	**PART 150 LAND NOISE COMPATIBILITY PROGRAM**	**Function: Land Acquisition**				**District: 8**	
Acquire land around Phoenix Sky Harbor International Airport as required by Part 150 of the Federal Aviation Administration (FAA) Regulations-Noise Compatibility.							
Land Acquisition		18,000,000	18,000,000	18,000,000	18,000,000	18,000,000	90,000,000
Project Total		**$18,000,000**	**$18,000,000**	**$18,000,000**	**$18,000,000**	**$18,000,000**	**$90,000,000**
Sky Harbor Airport Improvement		12,600,000	-	-	-	-	12,600,000
Passenger Facility Charge		5,400,000	8,000,000	8,000,000	8,000,000	8,000,000	37,400,000
Federal Grants		-	10,000,000	10,000,000	10,000,000	10,000,000	40,000,000
Funding Total		**$18,000,000**	**$18,000,000**	**$18,000,000**	**$18,000,000**	**$18,000,000**	**$90,000,000**
AV01000404	**PHX SKY TRAIN LAND ACQUISITION**	**Function: Land Acquisition**				**District: 8**	
Purchase land to support development of PHX Sky Train facilities near 44th and Washington.							
Land Acquisition		6,950,000	-	-	-	-	6,950,000
Project Total		**$6,950,000**	-	-	-	-	**$6,950,000**
Nonprofit Corp Revenue Bonds - Aviation		6,950,000	-	-	-	-	6,950,000
Funding Total		**$6,950,000**	-	-	-	-	**$6,950,000**
AV01000892	**3119 EAST MADISON STREET**	**Function: Land Acquisition**				**District: 8**	
Acquire Waste Management of Arizona, Inc. property for commercial development at Phoenix Sky Harbor International Airport.							
Land Acquisition		2,570,000	-	-	-	-	2,570,000
Project Total		**$2,570,000**	-	-	-	-	**$2,570,000**
Nonprofit Corp Revenue Bonds - Aviation		2,570,000	-	-	-	-	2,570,000
Funding Total		**$2,570,000**	-	-	-	-	**$2,570,000**
AV01001001	**NORTH LAND COMMERCIAL ACQUISITIONS**	**Function: Land Acquisition**				**District: 8**	
Acquire commercial land north of Phoenix Sky Harbor International Airport for future airport development.							
Land Acquisition		7,168,000	-	-	-	-	7,168,000
Project Total		**$7,168,000**	-	-	-	-	**$7,168,000**
Nonprofit Corp Revenue Bonds - Aviation		7,168,000	-	-	-	-	7,168,000
Funding Total		**$7,168,000**	-	-	-	-	**$7,168,000**
AV16000012	**AIR CONDITIONING REHABILITATION**	**Function: Maintenance Facilities**				**District: 8**	
Rehabilitate terminal air conditioning units at Phoenix Sky Harbor International Airport.							
Construction		500,000	500,000	500,000	500,000	500,000	2,500,000
Project Total		**$500,000**	**$500,000**	**$500,000**	**$500,000**	**$500,000**	**$2,500,000**
Sky Harbor Airport Improvement		500,000	500,000	500,000	500,000	500,000	2,500,000
Funding Total		**$500,000**	**$500,000**	**$500,000**	**$500,000**	**$500,000**	**$2,500,000**
AV16000018	**REFURBISH MAINTENANCE COMPLEX**	**Function: Maintenance Facilities**				**District: 8**	
Refurbish the maintenance complex at Phoenix Sky Harbor International Airport.							
Construction		140,000	2,000,000	-	-	-	2,140,000
Project Total		**$140,000**	**$2,000,000**	-	-	-	**$2,140,000**
Sky Harbor Airport Improvement		140,000	2,000,000	-	-	-	2,140,000
Funding Total		**$140,000**	**$2,000,000**	-	-	-	**$2,140,000**

Aviation

Project No.	*Project Title*	*2010-11*	*2011-12*	*2012-13*	*2013-14*	*2014-15*	*Total*
AV16000021	**TRASH BUNKER & MATERIALS YARD RELOCATION**	**Function: Maintenance Facilities**				**District: 8**	
Relocate the trash bunker and materials yard to the south end area of Copperhead Street.							
Construction		86,000	-	-	-	-	86,000
	Project Total	**$86,000**	-	-	-	-	**$86,000**
Sky Harbor Airport Improvement		86,000	-	-	-	-	86,000
	Funding Total	**$86,000**	-	-	-	-	**$86,000**
AV16000023	**REMODEL JANITORIAL CLOSETS**	**Function: Maintenance Facilities**				**District: 8**	
Remodel and repair the terminal janitorial closets.							
Other		17,000	17,000	-	-	-	34,000
Design		5,700	5,700	-	-	-	11,400
Construction		262,300	262,300	-	-	-	524,600
	Project Total	**$285,000**	**$285,000**	-	-	-	**$570,000**
Sky Harbor Airport Improvement		285,000	285,000	-	-	-	570,000
	Funding Total	**$285,000**	**$285,000**	-	-	-	**$570,000**
AV31000041	**PHOENIX DEER VALLEY RUNWAY SAFETY AREA IMPROVEMENTS**	**Function: Phoenix Deer Valley Airport**				**District: 1**	
Design and construct Runway Safety Areas at Phoenix Deer Valley Airport.							
Design		-	202,600	-	-	-	202,600
Construction		-	3,849,400	-	-	-	3,849,400
	Project Total	-	**$4,052,000**	-	-	-	**$4,052,000**
Nonprofit Corp Bonds - Aviation		-	202,600	-	-	-	202,600
Federal Grants		-	3,849,400	-	-	-	3,849,400
	Funding Total	-	**$4,052,000**	-	-	-	**$4,052,000**
AV31000055	**PHOENIX DEER VALLEY AIRPORT TAXIWAY ALPHA RECONSTRUCTION**	**Function: Phoenix Deer Valley Airport**				**District: 1**	
Reconstruct the Alpha Taxiway.							
Design		500,000	-	-	-	-	500,000
Construction		-	-	5,000,000	4,250,000	-	9,250,000
	Project Total	**$500,000**	-	**$5,000,000**	**$4,250,000**	-	**$9,750,000**
Nonprofit Corp Bonds - Aviation		-	-	250,000	212,500	-	462,500
Federal Grants		-	-	4,750,000	4,037,500	-	8,787,500
Deer Valley Airport Revenues		500,000	-	-	-	-	500,000
	Funding Total	**$500,000**	-	**$5,000,000**	**$4,250,000**	-	**$9,750,000**
AV31000062	**PHOENIX DEER VALLEY TERMINAL AIRCRAFT RUN-UP AREA CONSTRUCTION**	**Function: Phoenix Deer Valley Airport**				**District: 1**	
Construct Phoenix Deer Valley Airport Aircraft Run-Up Area per Federal Aviation Administration (FAA) Runway Safety Action Team (RSAT) Report.							
Construction		2,000,000	2,000,000	-	-	-	4,000,000
	Project Total	**$2,000,000**	**$2,000,000**	-	-	-	**$4,000,000**
Nonprofit Corp Bonds - Aviation		100,000	100,000	-	-	-	200,000
Federal Grants		1,900,000	1,900,000	-	-	-	3,800,000
	Funding Total	**$2,000,000**	**$2,000,000**	-	-	-	**$4,000,000**

Aviation

Project No.	*Project Title*	*2010-11*	*2011-12*	*2012-13*	*2013-14*	*2014-15*	*Total*
AV31000071	**PHOENIX DEER VALLEY AIRFIELD LIGHTING AND MARKINGS SAFETY ENHANCEMENTS**	**Function: Phoenix Deer Valley Airport**				**District: 1**	
Construct airfield lighting and markings safety enhancements at Phoenix Deer Valley Airport.							
Construction		1,818,737	-	-	-	-	1,818,737
Project Total		**$1,818,737**	-	-	-	-	**$1,818,737**
Nonprofit Corp Revenue Bonds - Aviation		94,737	-	-	-	-	94,737
Federal Grants		1,724,000	-	-	-	-	1,724,000
Funding Total		**$1,818,737**	-	-	-	-	**$1,818,737**
AV31000072	**PHOENIX DEER VALLEY AIRFIELD SAFETY ENHANCEMENTS**	**Function: Phoenix Deer Valley Airport**				**District: 1**	
Construct airfield safety enhancements at Phoenix Deer Valley Airport.							
Construction		6,970,000	-	-	-	-	6,970,000
Project Total		**$6,970,000**	-	-	-	-	**$6,970,000**
Nonprofit Corp Bonds - Aviation		348,500	-	-	-	-	348,500
Federal Grants		6,621,500	-	-	-	-	6,621,500
Funding Total		**$6,970,000**	-	-	-	-	**$6,970,000**
AV41000062	**PHOENIX GOODYEAR AIRPORT TAXIWAY ALPHA INTERSECTIONS**	**Function: Phoenix Goodyear Airport**				**District: Citywide**	
Replace, widen and strengthen taxiway intersections on Taxiway Alpha at Phoenix-Goodyear Airport per the Master Plan and Federal Aviation Administration Airport Design Guidelines.							
Other		160,950	-	-	-	-	160,950
Design		123,000	-	-	-	-	123,000
Construction		2,929,050	-	-	-	-	2,929,050
Project Total		**$3,213,000**	-	-	-	-	**$3,213,000**
Goodyear Airport Revenues		382,950	-	-	-	-	382,950
Federal Grants		2,830,050	-	-	-	-	2,830,050
Funding Total		**$3,213,000**	-	-	-	-	**$3,213,000**
AV41000063	**GOODYEAR TAXIWAY BRAVO AND CONNECTORS**	**Function: Phoenix Goodyear Airport**				**District: Citywide**	
Pre-construction study for Taxiway B (Bravo) and connectors at Phoenix-Goodyear Airport.							
Study		80,000	-	-	-	-	80,000
Project Total		**$80,000**	-	-	-	-	**$80,000**
Goodyear Airport Revenues		80,000	-	-	-	-	80,000
Funding Total		**$80,000**	-	-	-	-	**$80,000**
AV41000064	**GOODYEAR TENANT BUILDING ROOF REPAIR**	**Function: Phoenix Goodyear Airport**				**District: Citywide**	
Replace and construct interim roof repairs at Phoenix-Goodyear Airport.							
Study		8,000	22,000	1,000	3,000	-	34,000
Other		40,000	110,000	5,000	14,000	-	169,000
Design		3,200	9,000	1,000	1,200	-	14,400
Construction		403,800	1,133,000	47,000	140,800	-	1,724,600
Project Total		**$455,000**	**$1,274,000**	**$54,000**	**$159,000**	-	**$1,942,000**
Goodyear Airport Revenues		455,000	1,274,000	54,000	159,000	-	1,942,000
Funding Total		**$455,000**	**$1,274,000**	**$54,000**	**$159,000**	-	**$1,942,000**

Aviation

Project No.	*Project Title*	*2010-11*	*2011-12*	*2012-13*	*2013-14*	*2014-15*	*Total*
AV61000001	**PHOENIX-MESA GATEWAY AIRPORT CAPITAL IMPROVEMENT**	**Function: Phoenix-Mesa Gateway Airport**				**District: Citywide**	
Support Phoenix-Mesa Gateway Airport development into a strong commercial reliever airport.							
Construction		1,300,000	1,400,000	1,400,000	1,400,000	1,400,000	6,900,000
Project Total		**$1,300,000**	**$1,400,000**	**$1,400,000**	**$1,400,000**	**$1,400,000**	**$6,900,000**
Sky Harbor Airport Improvement		1,300,000	1,400,000	1,400,000	1,400,000	1,400,000	6,900,000
Funding Total		**$1,300,000**	**$1,400,000**	**$1,400,000**	**$1,400,000**	**$1,400,000**	**$6,900,000**
AV10000001	**PHX SKY TRAIN - PHASE 1**	**Function: PHX Sky Train**				**District: 8**	
Construct PHX Sky Train System from 44th Street and Washington Street to Terminal 4. Estimated full-year ongoing operating costs: $18,640,000							
Construction		15,244,000	7,947,000	5,039,000	220,000	-	28,450,000
Project Total		**$15,244,000**	**$7,947,000**	**$5,039,000**	**$220,000**	**-**	**$28,450,000**
Nonprofit Corp Bonds - Aviation		15,244,000	7,947,000	5,039,000	220,000	-	28,450,000
Funding Total		**$15,244,000**	**$7,947,000**	**$5,039,000**	**$220,000**	**-**	**$28,450,000**
AV10000010	**PHX SKY TRAIN STAGE 1A**	**Function: PHX Sky Train**				**District: 8**	
Design and construct PHX Sky Train segment from Phoenix Sky Harbor International Airport Terminal 4 to Terminal 3 with a connection to Terminal 2.							
Equipment		10,000,000	-	-	-	-	10,000,000
Design		65,617,900	6,120,000	180,000	-	-	71,917,900
Construction		132,631,100	680,000	20,000	-	-	133,331,100
Project Total		**$208,249,000**	**$6,800,000**	**$200,000**	**-**	**-**	**$215,249,000**
Nonprofit Corp Bonds - Aviation		208,249,000	6,800,000	200,000	-	-	215,249,000
Funding Total		**$208,249,000**	**$6,800,000**	**$200,000**	**-**	**-**	**$215,249,000**
AV14000005	**ROADWAY PAVEMENT RESTORATION**	**Function: Roads, Bridges, and Drainage**				**District: 8**	
Restore roadway pavement.							
Construction		3,000,000	3,000,000	3,000,000	3,000,000	3,000,000	15,000,000
Project Total		**$3,000,000**	**$3,000,000**	**$3,000,000**	**$3,000,000**	**$3,000,000**	**$15,000,000**
Nonprofit Corp Bonds - Aviation		3,000,000	3,000,000	3,000,000	3,000,000	3,000,000	15,000,000
Funding Total		**$3,000,000**	**$3,000,000**	**$3,000,000**	**$3,000,000**	**$3,000,000**	**$15,000,000**
AV14000019	**PAVEMENT REPLACEMENT AT BUCKEYE ROAD**	**Function: Roads, Bridges, and Drainage**				**District: 8**	
Construct new pavement intersections at Buckeye Road and Sky Harbor Boulevard.							
Construction		933,000	-	-	-	-	933,000
Project Total		**$933,000**	**-**	**-**	**-**	**-**	**$933,000**
Sky Harbor Airport Improvement		933,000	-	-	-	-	933,000
Funding Total		**$933,000**	**-**	**-**	**-**	**-**	**$933,000**
AV08000009	**AIRSIDE ASPHALT PAVEMENT RESTORATION**	**Function: Runway and Taxiway Improvements**				**District: 8**	
Restore asphalt pavement on taxiways and aprons at Phoenix Sky Harbor International Airport.							
Construction		1,500,000	1,500,000	1,500,000	1,500,000	1,500,000	7,500,000
Project Total		**$1,500,000**	**$1,500,000**	**$1,500,000**	**$1,500,000**	**$1,500,000**	**$7,500,000**
Sky Harbor Airport Improvement		1,500,000	1,500,000	1,500,000	1,500,000	1,500,000	7,500,000
Funding Total		**$1,500,000**	**$1,500,000**	**$1,500,000**	**$1,500,000**	**$1,500,000**	**$7,500,000**

Aviation

Project No.	*Project Title*	*2010-11*	*2011-12*	*2012-13*	*2013-14*	*2014-15*	*Total*
AV08000030	**PAVE INFIELDS**		**Function: Runway and Taxiway Improvements**			**District: 8**	

Pave native soil areas between taxiways and runways at Phoenix Sky Harbor International Airport.

Construction	2,000,000	4,797,000	-	-	-	6,797,000
Project Total	**$2,000,000**	**$4,797,000**	-	-	-	**$6,797,000**
Passenger Facility Charge	2,000,000	4,797,000	-	-	-	6,797,000
Funding Total	**$2,000,000**	**$4,797,000**	-	-	-	**$6,797,000**

AV08000048	**EAST END RUNWAY 7R/25L RUNWAY SAFETY AREA COMPLIANCE**	**Function: Runway and Taxiway Improvements**			**District: 8**	

Construct Runway Safety Area and Object Free Area improvements, including evaluation of the potential for mitigation by runway threshold relocation, additional land acquisition, relocations and grading requirements.

Other	627,180	-	-	-	-	627,180
Design	466,000	-	-	-	-	466,000
Construction	13,130,060	-	-	-	-	13,130,060
Project Total	**$14,223,240**	-	-	-	-	**$14,223,240**
Nonprofit Corp Revenue Bonds - Aviation	842,000	-	-	-	-	842,000
Nonprofit Corp Bonds - Aviation	2,431,240	-	-	-	-	2,431,240
Federal Grants	10,950,000	-	-	-	-	10,950,000
Funding Total	**$14,223,240**	-	-	-	-	**$14,223,240**

AV08000051	**AIRFIELD LIGHTING, SIGN & COMPUTER CONTROL SYSTEM**	**Function: Runway and Taxiway Improvements**			**District: 8**	

Refurbish airfield lighting, signage and computer control systems including hardware and software upgrades for the Airfield Lighting Computer System (ALCS).

Construction	1,225,000	1,000,000	-	-	-	2,225,000
Project Total	**$1,225,000**	**$1,000,000**	-	-	-	**$2,225,000**
Sky Harbor Airport Improvement	1,000,000	-	-	-	-	1,000,000
Passenger Facility Charge	-	1,000,000	-	-	-	1,000,000
Nonprofit Corp Revenue Bonds - Aviation	225,000	-	-	-	-	225,000
Funding Total	**$1,225,000**	**$1,000,000**	-	-	-	**$2,225,000**

AV08000056	**AIRFIELD UTILITY ACCESS**	**Function: Runway and Taxiway Improvements**			**District: 8**	

Design and construct utility access and adjust grading to prevent storm water runoff at utility vaults on the north airside of Phoenix Sky Harbor International Airport.

Other	79,000	191,000	-	-	-	270,000
Design	108,000	-	-	-	-	108,000
Construction	850,000	1,956,000	-	-	-	2,806,000
Project Total	**$1,037,000**	**$2,147,000**	-	-	-	**$3,184,000**
Nonprofit Corp Bonds - Aviation	1,037,000	2,147,000	-	-	-	3,184,000
Funding Total	**$1,037,000**	**$2,147,000**	-	-	-	**$3,184,000**

AV08000057	**RUNWAY 7R/25L TO TAXIWAY HOTEL CONNECTOR**	**Function: Runway and Taxiway Improvements**			**District: 8**	

Construct runway 7L/25R to Taxiway Hotel Connector at Phoenix Sky Harbor International Airport.

Construction	360,000	-	-	-	-	360,000
Project Total	**$360,000**	-	-	-	-	**$360,000**
Nonprofit Corp Revenue Bonds - Aviation	360,000	-	-	-	-	360,000
Funding Total	**$360,000**	-	-	-	-	**$360,000**

Aviation

Project No.	*Project Title*	*2010-11*	*2011-12*	*2012-13*	*2013-14*	*2014-15*	*Total*
AV08000060	**GLIDESCOPE RELOCATION**		**Function: Runway and Taxiway Improvements**			**District: 8**	
Relocate glidescope instrument landing system (ILS) on south runway to create airport specific standardization.							
Construction		196,000	-	-	-	-	196,000
	Project Total	**$196,000**	-	-	-	-	**$196,000**
Sky Harbor Airport Improvement		196,000	-	-	-	-	196,000
	Funding Total	**$196,000**	-	-	-	-	**$196,000**
AV08000062	**TAXIWAY CONNECTOR BETWEEN RUNWAYS**		**Function: Runway and Taxiway Improvements**			**District: 8**	
Construct taxiway connector between two south runways at Phoenix Sky Harbor International Airport.							
Construction		604,000	-	-	-	-	604,000
	Project Total	**$604,000**	-	-	-	-	**$604,000**
Sky Harbor Airport Improvement		604,000	-	-	-	-	604,000
	Funding Total	**$604,000**	-	-	-	-	**$604,000**
AV17000016	**INTRUDER ALARM PERIMETER FENCE**		**Function: Security Facilities**			**District: 8**	
Install an intruder alarm system for the perimeter fence at Phoenix Sky Harbor International Airport. Estimated full-year ongoing operating costs: $425,000							
Other		1,109,000	174,000	-	-	-	1,283,000
Construction		8,891,000	8,010,000	-	-	-	16,901,000
	Project Total	**$10,000,000**	**$8,184,000**	-	-	-	**$18,184,000**
Passenger Facility Charge		10,000,000	8,184,000	-	-	-	18,184,000
	Funding Total	**$10,000,000**	**$8,184,000**	-	-	-	**$18,184,000**
AV17000018	**SECURITY IMPROVEMENTS**		**Function: Security Facilities**			**District: 8**	
Implement security improvements at Phoenix Sky Harbor International Airport.							
Construction		5,774,000	-	-	-	-	5,774,000
	Project Total	**$5,774,000**	-	-	-	-	**$5,774,000**
Passenger Facility Charge		250,000	-	-	-	-	250,000
Nonprofit Corp Bonds - Aviation		5,524,000	-	-	-	-	5,524,000
	Funding Total	**$5,774,000**	-	-	-	-	**$5,774,000**
AV17000020	**IN-LINE EXPLOSIVE DETECTION SERVICE (EDS)**		**Function: Security Facilities**			**District: 8**	
Construct an in-line Baggage Explosive Detection System at Phoenix Sky Harbor International Airport. Estimated full-year ongoing operating costs: $5,822,000							
Construction		2,500,000	-	-	-	-	2,500,000
	Project Total	**$2,500,000**	-	-	-	-	**$2,500,000**
Passenger Facility Charge		2,500,000	-	-	-	-	2,500,000
	Funding Total	**$2,500,000**	-	-	-	-	**$2,500,000**
AV17000026	**BARRIER DEVICES AT TERMINAL 4**		**Function: Security Facilities**			**District: 8**	
Install Terminal 4 barrier devices.							
Other		-	-	53,000	-	-	53,000
Design		-	-	53,000	-	-	53,000
Construction		-	-	942,000	-	-	942,000
	Project Total	-	-	**$1,048,000**	-	-	**$1,048,000**
Sky Harbor Airport Improvement		-	-	1,048,000	-	-	1,048,000
	Funding Total	-	-	**$1,048,000**	-	-	**$1,048,000**

Aviation

Project No.	*Project Title*	*2010-11*	*2011-12*	*2012-13*	*2013-14*	*2014-15*	*Total*
AV17000034	**MOBILE COMMAND VEHICLE**		**Function: Security Facilities**			**District: 8**	
Purchase a mobile command vehicle to augment the unified command function in the field (Police/Fire/Aviation) during emergencies that occur on or near Phoenix Sky Harbor International Airport.							
Equipment		725,000	-	-	-	-	725,000
Project Total		**$725,000**	-	-	-	-	**$725,000**
Sky Harbor Airport Improvement		725,000	-	-	-	-	725,000
Funding Total		**$725,000**	-	-	-	-	**$725,000**
AV17000039	**CLIMATE CONTROLLED GARAGE**		**Function: Security Facilities**			**District: 8**	
Construct a climate controlled garage for the storage of critical airport operations support equipment.							
Construction		150,000	-	-	-	-	150,000
Project Total		**$150,000**	-	-	-	-	**$150,000**
Sky Harbor Airport Improvement		150,000	-	-	-	-	150,000
Funding Total		**$150,000**	-	-	-	-	**$150,000**
AV17000040	**VEHICLE RESTRICTION PLAN**		**Function: Security Facilities**			**District: 8**	
Improve security by incorporating electronic devices on Phoenix Sky Harbor International Airport roadway system to generate alarms when over-height vehicles attempt to approach the terminals.							
Design		-	1,500,000	-	-	-	1,500,000
Construction		-	-	4,500,000	-	-	4,500,000
Project Total		-	**$1,500,000**	**$4,500,000**	-	-	**$6,000,000**
Passenger Facility Charge		-	1,500,000	4,500,000	-	-	6,000,000
Funding Total		-	**$1,500,000**	**$4,500,000**	-	-	**$6,000,000**
AV17000041	**TERMINAL HVAC BIOHAZARD PROTECTION**		**Function: Security Facilities**			**District: 8**	
Design, construct and acquire equipment for a Biohazard Protection System to activate alarms, close off circulation points and isolate biohazards.							
Equipment		-	-	-	2,570,000	4,200,000	6,770,000
Design		-	-	-	430,000	-	430,000
Construction		-	-	-	1,000,000	-	1,000,000
Project Total		-	-	-	**$4,000,000**	**$4,200,000**	**$8,200,000**
Passenger Facility Charge		-	-	-	4,000,000	4,200,000	8,200,000
Funding Total		-	-	-	**$4,000,000**	**$4,200,000**	**$8,200,000**
AV17000042	**ACCESS CONTROL AND ALARM MONITORING SYSTEMS AT JETWAYS**		**Function: Security Facilities**			**District: 8**	
Install Access Control and Alarm Monitoring Systems (ACAMS) and Close Circuit TV (CCTV) at all jetway doors to augment security systems and assist with responses during a possible security breach incident at Phoenix Sky Harbor International Airport.							
Study		-	-	50,000	-	-	50,000
Other		-	-	65,000	98,000	-	163,000
Design		-	-	109,000	-	-	109,000
Construction		-	-	220,000	6,162,000	-	6,382,000
Project Total		-	-	**$444,000**	**$6,260,000**	-	**$6,704,000**
Passenger Facility Charge		-	-	444,000	6,260,000	-	6,704,000
Funding Total		-	-	**$444,000**	**$6,260,000**	-	**$6,704,000**

Aviation

Project No.	*Project Title*	*2010-11*	*2011-12*	*2012-13*	*2013-14*	*2014-15*	*Total*
AV17000043	**COMMUNICATIONS CENTER & EMERGENCY OPERATIONS EXPANSION**	**Function: Security Facilities**				**District: 8**	
Design and construct a 4,500 square foot adjoining structure to expand the Emergency Operations Center (EOC) at Phoenix Sky Harbor International Airport.							
Study		65,000	-	-	-	-	65,000
Other		50,000	100,000	27,000	12,000	-	189,000
Equipment		-	1,000,000	-	-	-	1,000,000
Design		-	241,000	-	-	-	241,000
Construction		441,000	2,708,000	600,000	120,000	-	3,869,000
Project Total		**$556,000**	**$4,049,000**	**$627,000**	**$132,000**	**-**	**$5,364,000**
Sky Harbor Airport Improvement		556,000	4,049,000	627,000	132,000	-	5,364,000
Funding Total		**$556,000**	**$4,049,000**	**$627,000**	**$132,000**	**-**	**$5,364,000**
AV11000046	**TERMINAL 3 ELEVATORS**	**Function: Terminal 3**				**District: 8**	
Upgrade elevators in Terminal 3.							
Other		116,000	-	-	-	-	116,000
Design		46,000	-	-	-	-	46,000
Construction		1,463,000	-	-	-	-	1,463,000
Project Total		**$1,625,000**	**-**	**-**	**-**	**-**	**$1,625,000**
Sky Harbor Airport Improvement		1,579,000	-	-	-	-	1,579,000
Passenger Facility Charge		46,000	-	-	-	-	46,000
Funding Total		**$1,625,000**	**-**	**-**	**-**	**-**	**$1,625,000**
AV11000066	**TERMINAL 3 AUTO DOOR REPLACEMENT**	**Function: Terminal 3**				**District: 8**	
Study, redesign and preconstruct energy efficient space for automatic doors at Terminal 3.							
Other		26,000	103,000	-	-	-	129,000
Design		72,000	-	-	-	-	72,000
Construction		92,000	1,266,000	-	-	-	1,358,000
Project Total		**$190,000**	**$1,369,000**	**-**	**-**	**-**	**$1,559,000**
Sky Harbor Airport Improvement		190,000	1,369,000	-	-	-	1,559,000
Funding Total		**$190,000**	**$1,369,000**	**-**	**-**	**-**	**$1,559,000**
AV21000046	**ALKALI-SILICA REACTION PAVEMENT REHABILITATION**	**Function: Terminal 4**				**District: 8**	
Construct Terminal 4 Alkali-Silica Reaction (ASR) apron and sidewalk repairs at Phoenix Sky Harbor International Airport.							
Construction		2,432,000	7,011,100	7,011,100	-	-	16,454,200
Project Total		**$2,432,000**	**$7,011,100**	**$7,011,100**	**-**	**-**	**$16,454,200**
Passenger Facility Charge		2,432,000	7,011,100	7,011,100	-	-	16,454,200
Funding Total		**$2,432,000**	**$7,011,100**	**$7,011,100**	**-**	**-**	**$16,454,200**

Project No.	*Project Title*	*2010-11*	*2011-12*	*2012-13*	*2013-14*	*2014-15*	*Total*
AV21000072	**TERMINAL 4 FOOD AND BEVERAGE TENANT IMPROVEMENTS**	**Function: Terminal 4**				**District: 8**	
Study, design and construct improvements to tenant spaces consistent with Terminal 4 Food and Beverage Master Plan.							
Study		173,000	-	-	-	-	173,000
Design		451,000	-	-	-	-	451,000
Construction		4,000,000	6,561,000	-	-	-	10,561,000
	Project Total	**$4,624,000**	**$6,561,000**	-	-	-	**$11,185,000**
Sky Harbor Airport Improvement		173,000	-	-	-	-	173,000
Nonprofit Corp Revenue Bonds - Aviation		451,000	-	-	-	-	451,000
Nonprofit Corp Bonds - Aviation		4,000,000	6,561,000	-	-	-	10,561,000
	Funding Total	**$4,624,000**	**$6,561,000**	-	-	-	**$11,185,000**
AV21000075	**TERMINAL 4 RESTROOM REMODEL**	**Function: Terminal 4**				**District: 8**	
Remodel Terminal 4 men's and women's restrooms.							
Construction		2,534,000	2,534,000	2,534,000	2,534,000	2,534,000	12,670,000
	Project Total	**$2,534,000**	**$2,534,000**	**$2,534,000**	**$2,534,000**	**$2,534,000**	**$12,670,000**
Sky Harbor Airport Improvement		2,534,000	2,534,000	2,534,000	2,534,000	2,534,000	12,670,000
	Funding Total	**$2,534,000**	**$2,534,000**	**$2,534,000**	**$2,534,000**	**$2,534,000**	**$12,670,000**
AV21000078	**TERMINAL 4 MOVING WALKWAYS REPLACEMENTS**	**Function: Terminal 4**				**District: 8**	
Replace Terminal 4 moving walkways at Phoenix Sky Harbor International Airport.							
Other		118,000	118,000	87,000	-	-	323,000
Equipment		4,800,000	4,800,000	3,600,000	-	-	13,200,000
Design		120,000	120,000	89,000	-	-	329,000
Construction		1,540,545	1,540,545	1,148,274	-	-	4,229,364
	Project Total	**$6,578,545**	**$6,578,545**	**$4,924,274**	-	-	**$18,081,364**
Passenger Facility Charge		6,578,545	6,578,545	4,924,274	-	-	18,081,364
	Funding Total	**$6,578,545**	**$6,578,545**	**$4,924,274**	-	-	**$18,081,364**
AV21000081	**TERMINAL 4 SERVICE ELEVATORS 7 AND 8**	**Function: Terminal 4**				**District: 8**	
Update Terminal 4 service elevators numbers 7 and 8 for security purposes at Phoenix Sky Harbor International Airport.							
Construction		663,000	-	-	-	-	663,000
	Project Total	**$663,000**	-	-	-	-	**$663,000**
Sky Harbor Airport Improvement		663,000	-	-	-	-	663,000
	Funding Total	**$663,000**	-	-	-	-	**$663,000**
AV15000052	**TERMINAL 4 GARAGE LIGHTING UPGRADE**	**Function: Vehicle Parking Facilities**				**District: 8**	
Design and construct Terminal 4 garage lighting upgrade.							
Other		171,000	43,000	-	-	-	214,000
Design		332,000	-	-	-	-	332,000
Construction		5,225,000	466,000	-	-	-	5,691,000
	Project Total	**$5,728,000**	**$509,000**	-	-	-	**$6,237,000**
Sky Harbor Airport Improvement		5,728,000	509,000	-	-	-	6,237,000
	Funding Total	**$5,728,000**	**$509,000**	-	-	-	**$6,237,000**

Aviation

Project No. *Project Title*	*2010-11*	*2011-12*	*2012-13*	*2013-14*	*2014-15*	*Total*
AV15000067 ENHANCE TAXI/LIMO HOLD LOT AND BUILDING	**Function: Vehicle Parking Facilities**				**District: 8**	
Design and construct Taxi/Limousine Hold Area improvements including hardware/software with linkage to the Automated Vehicle Identification System (AVITS), Closed Circuit Television (CCTV) cameras and furniture upgrades.						
Other	104,000	-	-	-	-	104,000
Design	42,000	-	-	-	-	42,000
Construction	1,054,000	-	-	-	-	1,054,000
Project Total	**$1,200,000**	-	-	-	-	**$1,200,000**
Sky Harbor Airport Improvement	1,200,000	-	-	-	-	1,200,000
Funding Total	**$1,200,000**	-	-	-	-	**$1,200,000**
AV51000001 AVIATION CONTINGENCY	**Function: Aviation Contingency**				**District: Citywide**	
Contingency for unanticipated and overhead costs for Aviation capital improvement projects.						
Other	1,000,000	-	-	-	-	1,000,000
Construction	5,267,000	-	-	-	-	5,267,000
Project Total	**$6,267,000**	-	-	-	-	**$6,267,000**
Sky Harbor Airport Improvement	3,896,000	-	-	-	-	3,896,000
Federal Grants	2,371,000	-	-	-	-	2,371,000
Funding Total	**$6,267,000**	-	-	-	-	**$6,267,000**
AV51000005 ADP- CONTINGENCY	**Function: Aviation Contingency**				**District: 8**	
Provide contingencies to cover future Aviation capital improvement projects that may occur in the Airport Development Plan.						
Equipment	1,500,000	1,500,000	1,500,000	-	-	4,500,000
Design	4,000,000	1,000,000	500,000	-	-	5,500,000
Construction	17,237,000	18,324,000	4,281,000	23,440,000	21,900,000	85,182,000
Project Total	**$22,737,000**	**$20,824,000**	**$6,281,000**	**$23,440,000**	**$21,900,000**	**$95,182,000**
Sky Harbor Airport Improvement	3,390,500	869,000	450,000	1,944,000	-	6,653,500
Passenger Facility Charge	-	348,000	378,000	10,000,000	10,000,000	20,726,000
Nonprofit Corp Bonds - Aviation	14,500,000	14,575,000	1,672,650	574,800	595,000	31,917,450
Goodyear Airport Revenues	-	300,000	-	-	-	300,000
Federal Grants	4,846,500	4,032,000	3,280,350	10,921,200	11,305,000	34,385,050
Deer Valley Airport Revenues	-	700,000	500,000	-	-	1,200,000
Funding Total	**$22,737,000**	**$20,824,000**	**$6,281,000**	**$23,440,000**	**$21,900,000**	**$95,182,000**
BCAVN2008E BOND EXPENSE - AVIATION	**Function: Debt Issuance Costs**				**District: Citywide**	
Principal and interest for 2008 Aviation bond anticipation notes.						
Other	1,294,000	-	-	-	-	1,294,000
Project Total	**$1,294,000**	-	-	-	-	**$1,294,000**
Nonprofit Corp Bonds - Aviation	1,294,000	-	-	-	-	1,294,000
Funding Total	**$1,294,000**	-	-	-	-	**$1,294,000**
BIAVN20100 BOND ISSUANCE COSTS - AVIATION	**Function: Debt Issuance Costs**				**District: Citywide**	
Bond issuance costs for Aviation bonds.						
Other	600,000	-	-	-	-	600,000
Project Total	**$600,000**	-	-	-	-	**$600,000**
Nonprofit Corp Bonds - Aviation	600,000	-	-	-	-	600,000
Funding Total	**$600,000**	-	-	-	-	**$600,000**

Aviation

Project No.	*Project Title*	*2010-11*	*2011-12*	*2012-13*	*2013-14*	*2014-15*	*Total*
AR66000015	**AVIATION MASTER PLAN PERCENT FOR ART**	**Function: Percent for Art**				**District: 8**	
Refine master plan for future public art at Phoenix Sky Harbor Airport.							
Study		10,000	-	-	-	-	10,000
	Project Total	**$10,000**	-	-	-	-	**$10,000**
Nonprofit Corp Bonds - Aviation		10,000	-	-	-	-	10,000
	Funding Total	**$10,000**	-	-	-	-	**$10,000**
AR66000017	**RENTAL CAR FACILITY PERCENT FOR ART**	**Function: Percent for Art**				**District: 8**	
Produce a book in conjunction with the recently completed murals.							
Other		5,000	-	-	-	-	5,000
	Project Total	**$5,000**	-	-	-	-	**$5,000**
Nonprofit Corp Bonds - Aviation		5,000	-	-	-	-	5,000
	Funding Total	**$5,000**	-	-	-	-	**$5,000**
AR66000019	**EXTERIOR ART OPPORTUNITIES PERCENT FOR ART**	**Function: Percent for Art**				**District: 8**	
Enhance exterior walls, columns, fencing and spaces at the airport.							
Construction		20,000	-	-	-	-	20,000
	Project Total	**$20,000**	-	-	-	-	**$20,000**
Nonprofit Corp Bonds - Aviation		20,000	-	-	-	-	20,000
	Funding Total	**$20,000**	-	-	-	-	**$20,000**
AR66000021	**PORTABLE WORKS PERCENT FOR ART**	**Function: Percent for Art**				**District: 8**	
Purchase and commission portable artworks for Aviation art collection.							
Other		60,000	-	-	-	-	60,000
	Project Total	**$60,000**	-	-	-	-	**$60,000**
Nonprofit Corp Bonds - Aviation		60,000	-	-	-	-	60,000
	Funding Total	**$60,000**	-	-	-	-	**$60,000**
AR66000022	**PHX SKY TRAIN PERCENT FOR ART**	**Function: Percent for Art**				**District: 8**	
Integrate public art into the airport's 4.7 mile PHX Sky Train system.							
Construction		38,000	-	-	-	-	38,000
	Project Total	**$38,000**	-	-	-	-	**$38,000**
Nonprofit Corp Bonds - Aviation		38,000	-	-	-	-	38,000
	Funding Total	**$38,000**	-	-	-	-	**$38,000**
AR66000023	**AIRPORT TERMINAL EXPANSIONS PERCENT FOR ART**	**Function: Percent for Art**				**District: 8**	
Integrate major works of art into the design of future airport terminals.							
Construction		25,000	-	-	-	-	25,000
	Project Total	**$25,000**	-	-	-	-	**$25,000**
Nonprofit Corp Bonds - Aviation		25,000	-	-	-	-	25,000
	Funding Total	**$25,000**	-	-	-	-	**$25,000**

Aviation

Project No.	*Project Title*	*2010-11*	*2011-12*	*2012-13*	*2013-14*	*2014-15*	*Total*
AR66000025	**PHX SKY TRAIN TERMINAL 3 STATION PLATFORM TERRAZZO**	**Function: Percent for Art**				**District: 8**	
Design and construct a terrazzo floor for the train station platform at Terminal 3.							
Construction		100,000	-	-	-	-	100,000
Project Total		**$100,000**	-	-	-	-	**$100,000**
Nonprofit Corp Bonds - Aviation		100,000	-	-	-	-	100,000
Funding Total		**$100,000**	-	-	-	-	**$100,000**
AR66000027	**PHX SKY TRAIN TERMINAL 4 STATION PLATFORM TERRAZZO**	**Function: Percent for Art**				**District: 8**	
Design and construct a terrazzo floor for the train station platform at Terminal 4.							
Construction		884,000	-	-	-	-	884,000
Project Total		**$884,000**	-	-	-	-	**$884,000**
Nonprofit Corp Bonds - Aviation		884,000	-	-	-	-	884,000
Funding Total		**$884,000**	-	-	-	-	**$884,000**
AR66000029	**PHX SKY TRAIN 44TH ST STATION INTERIOR ARTWORK**	**Function: Percent for Art**				**District: 8**	
Design and fabricate an artwork for the interior of the train station at 44th St and Washington.							
Construction		1,304,000	-	-	-	-	1,304,000
Project Total		**$1,304,000**	-	-	-	-	**$1,304,000**
Nonprofit Corp Bonds - Aviation		1,304,000	-	-	-	-	1,304,000
Funding Total		**$1,304,000**	-	-	-	-	**$1,304,000**
AR66000030	**PHX SKY TRAIN 44TH ST STATION PEDESTRIAN BRIDGE TERRAZZO**	**Function: Percent for Art**				**District: 8**	
Design and construct a terrazzo floor for the pedestrian bridge at 44th St and Washington.							
Construction		900,000	-	-	-	-	900,000
Project Total		**$900,000**	-	-	-	-	**$900,000**
Nonprofit Corp Bonds - Aviation		900,000	-	-	-	-	900,000
Funding Total		**$900,000**	-	-	-	-	**$900,000**
AR66000031	**PHX SKY TRAIN 44TH ST STATION PLATFORM TERRAZZO**	**Function: Percent for Art**				**District: 8**	
Design and construct a terrazzo floor for the train station platform at 44th St and Washington.							
Construction		862,000	-	-	-	-	862,000
Project Total		**$862,000**	-	-	-	-	**$862,000**
Nonprofit Corp Bonds - Aviation		862,000	-	-	-	-	862,000
Funding Total		**$862,000**	-	-	-	-	**$862,000**
AR66000032	**PHX SKY TRAIN EAST ECONOMY LOT TERRAZZO**	**Function: Percent for Art**				**District: 8**	
Design and construct a terrazzo floor for the train station platform at the East Economy Lot.							
Construction		982,000	-	-	-	-	982,000
Project Total		**$982,000**	-	-	-	-	**$982,000**
Nonprofit Corp Bonds - Aviation		982,000	-	-	-	-	982,000
Funding Total		**$982,000**	-	-	-	-	**$982,000**

Aviation

Project No.	*Project Title*	*2010-11*	*2011-12*	*2012-13*	*2013-14*	*2014-15*	*Total*
AR66000033	**AIRPORT TERMINAL 3 BAGGAGE CLAIM AREA**	**Function: Percent for Art**				**District: 8**	
Design and construct a terrazzo floor for the renovation of the Terminal 3 baggage claim area.							
Construction		20,000	-	-	-	-	20,000
	Project Total	**$20,000**	-	-	-	-	**$20,000**
Nonprofit Corp Bonds - Aviation		20,000	-	-	-	-	20,000
	Funding Total	**$20,000**	-	-	-	-	**$20,000**
AR66000034	**PHX SKY TRAIN TERMINAL 4 CONNECTOR BRIDGES**	**Function: Percent for Art**				**District: 8**	
Design and construct wall and floor enhancements for the connector bridges.							
Construction		1,030,000	-	-	-	-	1,030,000
	Project Total	**$1,030,000**	-	-	-	-	**$1,030,000**
Nonprofit Corp Bonds - Aviation		1,030,000	-	-	-	-	1,030,000
	Funding Total	**$1,030,000**	-	-	-	-	**$1,030,000**

Economic Development

The $31.4 million Economic Development program is funded with 2006 bonds, Downtown Community Reinvestment funds and nonprofit corporation bonds. The program includes the following downtown and citywide economic development projects:

- Facilitate and assist bioscience development in Phoenix
- Construct downtown infrastructure improvements to sidewalks, landscaping and lighting
- Increase business redevelopment and public art enhancements
- Revitalize public infrastructure in West Phoenix
- Acquire property for the relocation of the Arizona State Fairgrounds

Economic Development

Capital Improvement Program Summary

Project Summary	2010-11	2011-12	2012-13	2013-14	2014-15	Total
Downtown Development	12,423,491	792,000	6,392,500	-	-	19,607,991
Economic Development	702,919	4,918,221	4,582,400	-	-	10,203,540
Small High Schools	-	-	1,195,572	-	-	1,195,572
Percent for Art	327,000	85,516	-	-	-	412,516
Total	**$13,453,410**	**$5,795,737**	**$12,170,472**	-	-	**$31,419,619**
Source of Funds						
Operating Funds						
Community Reinvestment	1,500,000	-	-	-	-	1,500,000
Operating Grants	147,000	-	-	-	-	147,000
Total Operating Funds	**$1,647,000**	-	-	-	-	**$1,647,000**
Bond Funds						
2006 Bonds	1,806,410	5,795,737	12,170,472	-	-	19,772,619
Nonprofit Corporation Bonds - General Government	10,000,000	-	-	-	-	10,000,000
Total Bond Funds	**$11,806,410**	**$5,795,737**	**$12,170,472**	-	-	**$29,772,619**
Total Sources of Funds	**$13,453,410**	**$5,795,737**	**$12,170,472**	-	-	**$31,419,619**

Economic Development

Project No.	*Project Title*	*2010-11*	*2011-12*	*2012-13*	*2013-14*	*2014-15*	*Total*
CD10000001	**DOWNTOWN COMMUNITY REINVESTMENT**	**Function: Downtown Development**				**District: 7 & 8**	
Facilitate and assist in the development of projects within the Downtown Redevelopment Area.							
Construction		1,000,000	-	-	-	-	1,000,000
Project Total		**$1,000,000**	-	-	-	-	**$1,000,000**
Downtown Community Reinvestment Fund		1,000,000	-	-	-	-	1,000,000
Funding Total		**$1,000,000**	-	-	-	-	**$1,000,000**
CD10000019	**ARTIST STOREFRONT PROGRAM**	**Function: Downtown Development**				**District: 7 & 8**	
Stimulate the arts and art-related businesses and eliminate slum and blight downtown.							
Construction		-	-	408,000	-	-	408,000
Project Total		-	-	**$408,000**	-	-	**$408,000**
2006 Libraries, Youth, Senior & Cultural Facilities Bonds		-	-	408,000	-	-	408,000
Funding Total		-	-	**$408,000**	-	-	**$408,000**
CD30000002	**PHOENIX BIOMEDICAL CAMPUS IMPROVEMENTS**	**Function: Downtown Development**				**District: 8**	
Construct infrastructure improvements on the Phoenix Biomedical Campus (PBC).							
Construction		129,870	-	660,000	-	-	789,870
Project Total		**$129,870**	-	**$660,000**	-	-	**$789,870**
2006 Education Bonds		129,870	-	660,000	-	-	789,870
Funding Total		**$129,870**	-	**$660,000**	-	-	**$789,870**
CD30000011	**DOWNTOWN GATEWAYS AND OASIS**	**Function: Downtown Development**				**District: 7 & 8**	
Design and construct shade structures and signage leading into and around downtown.							
Construction		-	-	987,500	-	-	987,500
Project Total		-	-	**$987,500**	-	-	**$987,500**
2006 Street Improvement and Storm Sewer Bonds		-	-	987,500	-	-	987,500
Funding Total		-	-	**$987,500**	-	-	**$987,500**
CD30000012	**LIFE SCIENCE RESEARCH PARK**	**Function: Downtown Development**				**District: 8**	
Support the development of bioscience research, including academic, clinical and office uses in support of bioscience development.							
Pre-design		-	792,000	1,188,000	-	-	1,980,000
Project Total		-	**$792,000**	**$1,188,000**	-	-	**$1,980,000**
2006 Education Bonds		-	792,000	1,188,000	-	-	1,980,000
Funding Total		-	**$792,000**	**$1,188,000**	-	-	**$1,980,000**
CD30000013	**DOWNTOWN STREETSCAPES, TRAILS & CONNECTIONS**	**Function: Downtown Development**				**District: 7 & 8**	
Construct upgraded sidewalks, improved landscaping, lighting, and shade treatments, creating connecting pedestrian ways throughout downtown.							
Construction		193,621	-	-	-	-	193,621
Project Total		**$193,621**	-	-	-	-	**$193,621**
2006 Street Improvement and Storm Sewer Bonds		193,621	-	-	-	-	193,621
Funding Total		**$193,621**	-	-	-	-	**$193,621**

Economic Development

Project No.	*Project Title*	*2010-11*	*2011-12*	*2012-13*	*2013-14*	*2014-15*	*Total*
CD30000015	**HOPE VI/RIO SALADO CONNECTORS DOWNTOWN**	**Function: Downtown Development**				**District: 7 & 8**	
Construct wide sidewalks, attractive and desert appropriate landscaping and decorative and practical lighting to make the area pedestrian-friendly.							
Construction		-	-	3,149,000	-	-	3,149,000
Project Total		**-**	**-**	**$3,149,000**	**-**	**-**	**$3,149,000**
2006 Street Improvement and Storm Sewer Bonds		-	-	3,149,000	-	-	3,149,000
Funding Total		**-**	**-**	**$3,149,000**	**-**	**-**	**$3,149,000**
CD30000019	**1ST STREET, VAN BUREN TO MORELAND IMPROVEMENTS**	**Function: Downtown Development**				**District: 8**	
Improve First Street for better connectivity, increase landscaping and shade for an improved pedestrian experience.							
Construction		1,100,000	-	-	-	-	1,100,000
Project Total		**$1,100,000**	**-**	**-**	**-**	**-**	**$1,100,000**
2006 Street Improvement and Storm Sewer Bonds		1,100,000	-	-	-	-	1,100,000
Funding Total		**$1,100,000**	**-**	**-**	**-**	**-**	**$1,100,000**
CD30000022	**CITYSCAPE CAPITAL FUND**	**Function: Downtown Development**				**District: 8**	
Purchase of below grade parking, reimbursement of a public park and streetscape improvements to assist in the development of the multi-use project CityScape in Downtown Phoenix.							
Construction		10,000,000	-	-	-	-	10,000,000
Project Total		**$10,000,000**	**-**	**-**	**-**	**-**	**$10,000,000**
		10,000,000	-	-	-	-	10,000,000
Funding Total		**$10,000,000**	**-**	**-**	**-**	**-**	**$10,000,000**
CD30000009	**DOWNTOWN LAND ACQUISITION - HOUSING/MIXED USE**	**Function: Economic Development**				**District: 7 & 8**	
Acquire land in the downtown area to assist in the development of residential projects.							
Land Acquisition		37,033	-	1,800,000	-	-	1,837,033
Project Total		**$37,033**	**-**	**$1,800,000**	**-**	**-**	**$1,837,033**
2006 Economic Development Bonds		37,033	-	1,800,000	-	-	1,837,033
Funding Total		**$37,033**	**-**	**$1,800,000**	**-**	**-**	**$1,837,033**
CD30000014	**DOWNTOWN WAYFINDING SYSTEM**	**Function: Economic Development**				**District: 8**	
Complete the Downtown Wayfinding System leading into and throughout the downtown core.							
Construction		18,886	-	-	-	-	18,886
Project Total		**$18,886**	**-**	**-**	**-**	**-**	**$18,886**
2006 Street Improvement and Storm Sewer Bonds		18,886	-	-	-	-	18,886
Funding Total		**$18,886**	**-**	**-**	**-**	**-**	**$18,886**
CD30000023	**RAMADA LAND PURCHASE**	**Function: Economic Development**				**District: 8**	
Construct a surface parking lot on the former Ramada Inn site and prepare for future ASU expansion.							
Construction		500,000	-	-	-	-	500,000
Project Total		**$500,000**	**-**	**-**	**-**	**-**	**$500,000**
Downtown Community Reinvestment Fund		500,000	-	-	-	-	500,000
Funding Total		**$500,000**	**-**	**-**	**-**	**-**	**$500,000**

Economic Development

Project No.	*Project Title*	*2010-11*	*2011-12*	*2012-13*	*2013-14*	*2014-15*	*Total*
ED10000018	**STATE LAND INFRASTRUCTURE PROJECT**	**Function: Economic Development**				**District: Citywide**	
Conduct feasibility studies, design work and provide public infrastructure such as sewer/storm drains, curb, gutter, lighting and other improvements as necessary in the public right-of-way for retail development.							
Construction		-	-	198,000	-	-	198,000
Project Total		-	-	**$198,000**	-	-	**$198,000**
2006 Street Improvement and Storm Sewer Bonds		-	-	198,000	-	-	198,000
Funding Total		-	-	**$198,000**	-	-	**$198,000**
ED10000019	**STATE FAIR REDEVELOPMENT**	**Function: Economic Development**				**District: 7**	
Contribute to master planning activities, consulting, and acquisition of property for the state fairground relocation plus facilitate redevelopment of existing fairground site.							
Land Acquisition		-	-	2,584,400	-	-	2,584,400
Project Total		-	-	**$2,584,400**	-	-	**$2,584,400**
2006 Economic Development Bonds		-	-	2,584,400	-	-	2,584,400
Funding Total		-	-	**$2,584,400**	-	-	**$2,584,400**
ED10000020	**WEST PHOENIX REVITALIZATION**	**Function: Economic Development**				**District: 1, 4, 5 & 7**	
Facilitate external improvements including facade enhancements, landscaping, lighting, signage and public infrastructure enhancements at existing commercial properties within west Phoenix through a matching reimbursement program.							
Construction		-	4,918,221	-	-	-	4,918,221
Project Total		-	**$4,918,221**	-	-	-	**$4,918,221**
2006 Economic Development Bonds		-	4,918,221	-	-	-	4,918,221
Funding Total		-	**$4,918,221**	-	-	-	**$4,918,221**
ED10000021	**MARYVALE STREETSCAPE IMPROVEMENTS**	**Function: Economic Development**				**District: 5 & 7**	
Construct streetscape improvements including new landscaping and irrigation in the right of way along 67th Avenue in the Maryvale revitalization Corporation service area.							
Construction		147,000	-	-	-	-	147,000
Project Total		**$147,000**	-	-	-	-	**$147,000**
Maryvale Revitalization Grant		147,000	-	-	-	-	147,000
Funding Total		**$147,000**	-	-	-	-	**$147,000**
CM40630001	**SMALL HIGH SCHOOL PARTNERSHIPS**	**Function: Small High Schools**				**District: Citywide**	
Establish a program to encourage the creation of small Phoenix high schools designed to prepare students for careers in high-demand fields.							
Construction		-	-	1,195,572	-	-	1,195,572
Project Total		-	-	**$1,195,572**	-	-	**$1,195,572**
2006 Education Bonds		-	-	1,195,572	-	-	1,195,572
Funding Total		-	-	**$1,195,572**	-	-	**$1,195,572**
AR87000001	**ECONOMIC DEVELOPMENT PERCENT FOR ART**	**Function: Percent for Art**				**District: 7 & 8**	
Acquire artwork for Central City Revitalization 2006 Bond projects.							
Construction		-	85,516	-	-	-	85,516
Project Total		-	**$85,516**	-	-	-	**$85,516**
2006 Parks and Open Spaces Bonds		-	40,000	-	-	-	40,000
2006 Libraries, Youth, Senior & Cultural Facilities Bonds		-	3,600	-	-	-	3,600
2006 Economic Development Bonds		-	41,916	-	-	-	41,916
Funding Total		-	**$85,516**	-	-	-	**$85,516**

Economic Development

Project No.	*Project Title*	*2010-11*	*2011-12*	*2012-13*	*2013-14*	*2014-15*	*Total*
AR87000006	**PHOENIX 360 PHOTOS**		**Function: Percent for Art**			**District: 7 & 8**	
Commission a photographer to create a panorama of the contemporary skyline of Phoenix.							
Other		7,000	-	-	-	-	7,000
	Project Total	**$7,000**	-	-	-	-	**$7,000**
2006 Education Bonds		7,000	-	-	-	-	7,000
	Funding Total	**$7,000**	-	-	-	-	**$7,000**
AR87000007	**PHOENIX BIOMEDICAL CAMPUS PERCENT FOR ART**		**Function: Percent for Art**			**District: 8**	
Design and construct major outdoor artwork for the new Biomedical campus.							
Construction		320,000	-	-	-	-	320,000
	Project Total	**$320,000**	-	-	-	-	**$320,000**
2006 Street Improvement and Storm Sewer Bonds		117,001	-	-	-	-	117,001
2006 Education Bonds		184,315	-	-	-	-	184,315
2006 Economic Development Bonds		18,684	-	-	-	-	18,684
	Funding Total	**$320,000**	-	-	-	-	**$320,000**

Energy Conservation

The $44.3 million Energy Conservation Program is funded with General, Convention Center, Water and Wastewater operating funds and federal grants. This program includes capital projects to continue the city's energy conservation efforts and also includes energy efficient retrofit cost reduction efforts at various city facilities.

The city's Energy Conservation Program has been in place for more than 20 years. Through the program's efforts in addressing energy efficient retrofits, energy efficient design and management, metering for efficient operations and implementation of new technology, first year annualized cost savings average $250,000.

Energy saving retrofits have been completed for lighting, heating, ventilation, air conditioning and control systems. American Recovery and Reinvestment (ARRA) funds will be used extensively to make city facilities more energy efficient.

Energy Conservation

Capital Improvement Program Summary

Project Summary	2010-11	2011-12	2012-13	2013-14	2014-15	Total
Energy Projects	33,670,049	6,136,955	2,053,545	1,200,000	1,200,000	44,260,549
Total	**$33,670,049**	**$6,136,955**	**$2,053,545**	**$1,200,000**	**$1,200,000**	**$44,260,549**
Source of Funds						
Operating Funds						
Convention Center Operating	200,000	200,000	200,000	200,000	200,000	1,000,000
General Funds	500,000	500,000	500,000	500,000	500,000	2,500,000
Operating Grants	32,470,049	4,936,955	853,545	-	-	38,260,549
Wastewater Operating	300,000	300,000	300,000	300,000	300,000	1,500,000
Water Operating	200,000	200,000	200,000	200,000	200,000	1,000,000
Total Operating Funds	**$33,670,049**	**$6,136,955**	**$2,053,545**	**$1,200,000**	**$1,200,000**	**$44,260,549**
Total Sources of Funds	**$33,670,049**	**$6,136,955**	**$2,053,545**	**$1,200,000**	**$1,200,000**	**$44,260,549**

Energy Conservation

Project No.	*Project Title*	*2010-11*	*2011-12*	*2012-13*	*2013-14*	*2014-15*	*Total*
PW34030037	**ENERGY CONSERVATION - CITYWIDE**	**Function: Energy Projects**					**District: Citywide**
Provide funding for installation of citywide green buildings (LEED), photovoltaics, energy efficient lighting, efficient HVAC & chiller systems, district cooling, and energy management and temperature control systems.							
Construction		500,000	500,000	500,000	500,000	500,000	2,500,000
Project Total		**$500,000**	**$500,000**	**$500,000**	**$500,000**	**$500,000**	**$2,500,000**
General Fund		500,000	500,000	500,000	500,000	500,000	2,500,000
Funding Total		**$500,000**	**$500,000**	**$500,000**	**$500,000**	**$500,000**	**$2,500,000**
PW34030038	**ENERGY CONSERVATION - WASTEWATER**	**Function: Energy Projects**					**District: Citywide**
Provide funding for installation of efficient motors, variable speed drives, power factor correction, process controls.							
Construction		300,000	300,000	300,000	300,000	300,000	1,500,000
Project Total		**$300,000**	**$300,000**	**$300,000**	**$300,000**	**$300,000**	**$1,500,000**
Wastewater Revenues		300,000	300,000	300,000	300,000	300,000	1,500,000
Funding Total		**$300,000**	**$300,000**	**$300,000**	**$300,000**	**$300,000**	**$1,500,000**
PW34030039	**ENERGY CONSERVATION - WATER PRODUCTION**	**Function: Energy Projects**					**District: Citywide**
Provide funding for installation of efficient motors, variable speed drives, power factor correction, and control systems.							
Construction		200,000	200,000	200,000	200,000	200,000	1,000,000
Project Total		**$200,000**	**$200,000**	**$200,000**	**$200,000**	**$200,000**	**$1,000,000**
Water Revenues		200,000	200,000	200,000	200,000	200,000	1,000,000
Funding Total		**$200,000**	**$200,000**	**$200,000**	**$200,000**	**$200,000**	**$1,000,000**
PW34030040	**ENERGY CONSERVATION - CONVENTION CENTER**	**Function: Energy Projects**					**District: Citywide**
Provide funding for green building (LEED), energy efficient cooling systems, district cooling, energy efficient lighting, photovoltaics, and energy management and temperature control systems.							
Construction		200,000	200,000	200,000	200,000	200,000	1,000,000
Project Total		**$200,000**	**$200,000**	**$200,000**	**$200,000**	**$200,000**	**$1,000,000**
Convention Center Revenues		200,000	200,000	200,000	200,000	200,000	1,000,000
Funding Total		**$200,000**	**$200,000**	**$200,000**	**$200,000**	**$200,000**	**$1,000,000**
PW34990002	**BUILDING BENCHMARKING & ENERGY EFFICIENCY**	**Function: Energy Projects**					**District: Citywide**
ARRA Grant for building benchmarking and energy efficiency outreach and marketing campaign.							
Construction		247,500	-	-	-	-	247,500
Project Total		**$247,500**	-	-	-	-	**$247,500**
ARRA 2009 Public Works Stimulus		247,500	-	-	-	-	247,500
Funding Total		**$247,500**	-	-	-	-	**$247,500**
PW34990003	**MUNICIPAL BUILDING ENERGY EFFICIENCY**	**Function: Energy Projects**					**District: Citywide**
ARRA Grant for municipal energy efficiency and the solar energy program.							
Construction		5,741,000	4,851,955	853,545	-	-	11,446,500
Project Total		**$5,741,000**	**$4,851,955**	**$853,545**	-	-	**$11,446,500**
ARRA 2009 Public Works Stimulus		5,741,000	4,851,955	853,545	-	-	11,446,500
Funding Total		**$5,741,000**	**$4,851,955**	**$853,545**	-	-	**$11,446,500**

Energy Conservation

Project No.	*Project Title*	*2010-11*	*2011-12*	*2012-13*	*2013-14*	*2014-15*	*Total*
PW34990004	**GREEN INCENTIVE PROGRAM DEVELOPMENT & IMPLEMENTATION**	**Function: Energy Projects**				**District: Citywide**	
ARRA Grant for the development and implementation of Phoenix Green incentives program.							
Construction		699,000	85,000	-	-	-	784,000
Project Total		**$699,000**	**$85,000**	-	-	-	**$784,000**
ARRA 2009 Public Works Stimulus		699,000	85,000	-	-	-	784,000
Funding Total		**$699,000**	**$85,000**	-	-	-	**$784,000**
PW34990005	**TRAFFIC SIGNAL OPTIMIZATION PROGRAM**	**Function: Energy Projects**				**District: Citywide**	
ARRA Grant for the traffic signal optimization program.							
Construction		79,000	-	-	-	-	79,000
Project Total		**$79,000**	-	-	-	-	**$79,000**
ARRA 2009 Public Works Stimulus		79,000	-	-	-	-	79,000
Funding Total		**$79,000**	-	-	-	-	**$79,000**
PW34990006	**ENERGIZE PHOENIX**	**Function: Energy Projects**				**District: Citywide**	
Transform neighborhoods and commercial districts along a 10-mile stretch of the light rail line into a Green Rail Corridor that will become a model of energy efficiency and sustainability.							
Construction		25,000,000	-	-	-	-	25,000,000
Project Total		**$25,000,000**	-	-	-	-	**$25,000,000**
		25,000,000	-	-	-	-	25,000,000
Funding Total		**$25,000,000**	-	-	-	-	**$25,000,000**
PW35060001	**CLEAN DIESEL RETROFIT PROGRAM**	**Function: Energy Projects**				**District: Citywide**	
ARRA (Diesel Emission Reduction Act - DERA) grant for the clean diesel retrofit.							
Construction		703,549	-	-	-	-	703,549
Project Total		**$703,549**	-	-	-	-	**$703,549**
		703,549	-	-	-	-	703,549
Funding Total		**$703,549**	-	-	-	-	**$703,549**

FACILITIES MANAGEMENT

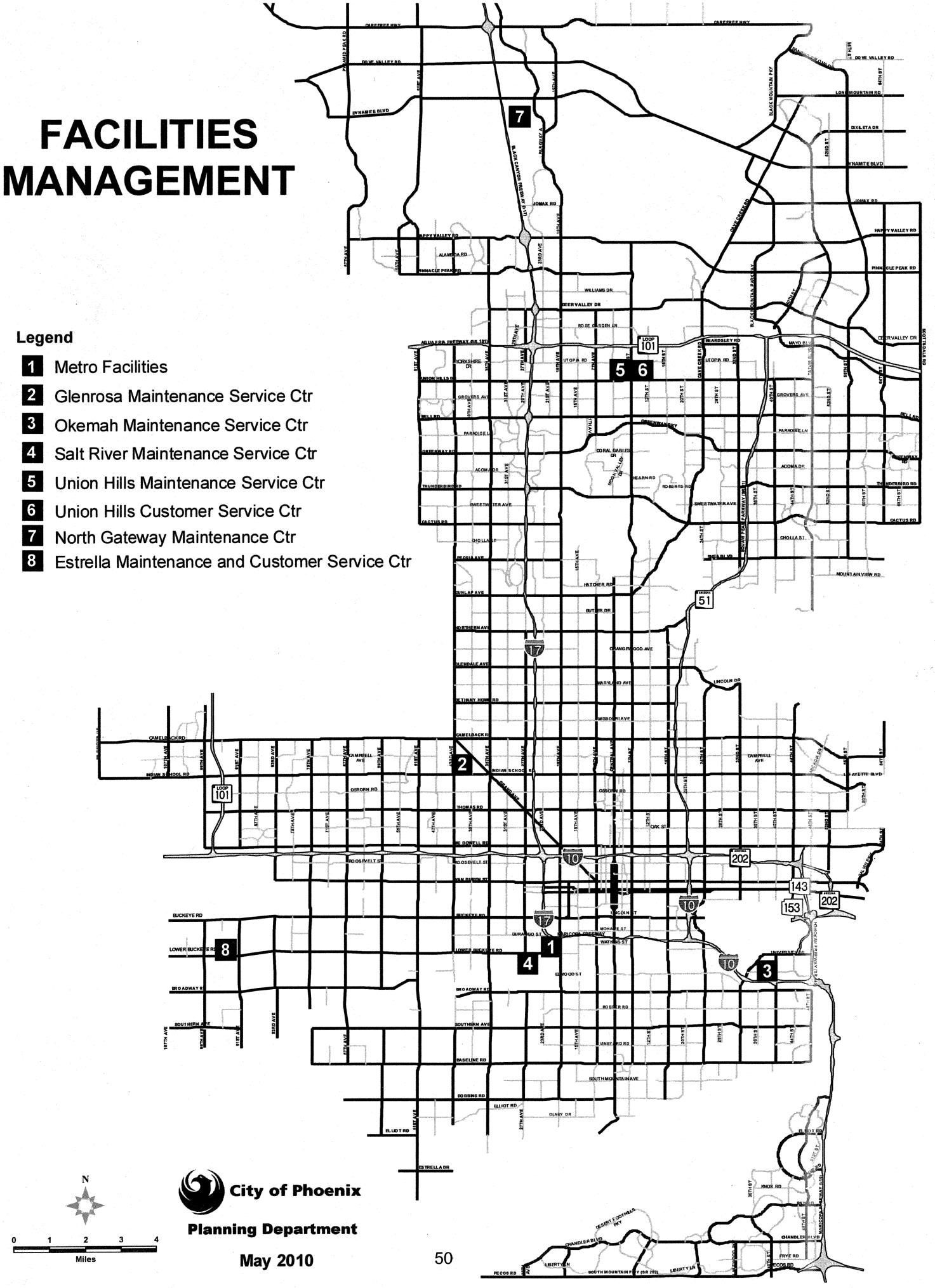

Facilities Management

The Facilities Management program totals $40.5 million and is funded with 2001 bonds, 2006 bonds, nonprofit corporation bonds, General funds, Capital Construction funds, impact fees and other restricted funds. The following projects are planned for 2001 and 2006 bond funding:

- Replace critical facility systems in the Calvin C. Goode Building
- Replace critical facility and support systems in Phoenix City Hall and Personnel Building
- Phoenix City Hall space efficiency and reconfiguration
- Renovate Union Hills Service Center parking lot

Also included in the program is the use of Capital Construction funds to underground 69kv electric lines near the Sonoran Preserve and funding for remediation of contaminated soil from leaking underground storage tanks. Planned uses of General funds and nonprofit corporation bonds include major facility repairs and maintenance for service centers, maintenance shops and office buildings according to the facility management plan.

Facilities Management

Capital Improvement Program Summary

Project Summary	2010-11	2011-12	2012-13	2013-14	2014-15	Total
Downtown Facilities Management	7,121,257	860,000	4,825,850	540,000	500,000	13,847,107
Environmental Projects	250,000	250,000	250,000	-	-	750,000
Equipment Management	1,858,311	1,400,000	185,380	-	-	3,443,691
Metro-Facilities Management	3,024,000	4,042,000	1,494,000	306,000	239,000	9,105,000
Other Facilities	3,249,000	-	-	-	-	3,249,000
Engineering	3,758,528	3,000,000	-	-	-	6,758,528
Brownfields	-	-	1,450,000	1,426,521	-	2,876,521
Debt Issuance Costs	300,000	-	-	-	-	300,000
Percent for Art	-	156,650	-	-	-	156,650
Total	**$19,561,096**	**$9,708,650**	**$8,205,230**	**$2,272,521**	**$739,000**	**$40,486,497**
Source of Funds						
Operating Funds						
Capital Construction	3,758,528	3,000,000	-	-	-	6,758,528
General Funds	825,000	4,902,000	2,369,000	846,000	739,000	9,681,000
Other Restricted Funds	250,000	250,000	250,000	-	-	750,000
Total Operating Funds	**$4,833,528**	**$8,152,000**	**$2,619,000**	**$846,000**	**$739,000**	**$17,189,528**
Bond Funds						
2001 Bonds	2,305,800	-	185,380	-	-	2,491,180
2006 Bonds	4,815,457	156,650	5,400,850	1,426,521	-	11,799,478
Nonprofit Corporation Bonds - General Government	700,000	1,400,000	-	-	-	2,100,000
Total Bond Funds	**$7,821,257**	**$1,556,650**	**$5,586,230**	**$1,426,521**	**-**	**$16,390,658**
Other Financing						
Impact Fees	2,657,311	-	-	-	-	2,657,311
Other Capital	4,249,000	-	-	-	-	4,249,000
Total Other Financing	**$6,906,311**	**-**	**-**	**-**	**-**	**$6,906,311**
Total Sources of Funds	**$19,561,096**	**$9,708,650**	**$8,205,230**	**$2,272,521**	**$739,000**	**$40,486,497**

Facilities Management

Project No.	*Project Title*	*2010-11*	*2011-12*	*2012-13*	*2013-14*	*2014-15*	*Total*
PW23210002	**REFURBISH ENTRY STEPS / EXTERIOR BLOCK**	**Function: Downtown Facilities Management**				**District: 8**	
Refurbish entry steps at Historic City Hall.							
Construction		-	-	75,000	-	-	75,000
Project Total		-	-	**$75,000**	-	-	**$75,000**
General Fund		-	-	75,000	-	-	75,000
Funding Total		-	-	**$75,000**	-	-	**$75,000**
PW23220005	**CALVIN C. GOODE BLDG. - SYSTEM MODERNIZATION**	**Function: Downtown Facilities Management**				**District: 8**	
Replace critical facility systems.							
Construction		5,657,087	-	-	-	-	5,657,087
Project Total		**$5,657,087**	-	-	-	-	**$5,657,087**
2006 Libraries, Youth, Senior & Cultural Facilities Bonds		4,536,287	-	-	-	-	4,536,287
2001 Citizen Service Centers Bonds		1,120,800	-	-	-	-	1,120,800
Funding Total		**$5,657,087**	-	-	-	-	**$5,657,087**
PW23240003	**PHOENIX CITY HALL - SYSTEM MODERNIZATION**	**Function: Downtown Facilities Management**				**District: 8**	
Replace critical facility and support systems.							
Construction		169,170	-	2,875,850	-	-	3,045,020
Project Total		**$169,170**	-	**$2,875,850**	-	-	**$3,045,020**
2006 Libraries, Youth, Senior & Cultural Facilities Bonds		169,170	-	2,875,850	-	-	3,045,020
Funding Total		**$169,170**	-	**$2,875,850**	-	-	**$3,045,020**
PW23240004	**PHOENIX CITY HALL - SPACE EFFICIENCY / RECONFIGURATION**	**Function: Downtown Facilities Management**				**District: 8**	
Increase work space efficiencies through a partial restacking.							
Construction		-	-	1,075,000	-	-	1,075,000
Project Total		-	-	**$1,075,000**	-	-	**$1,075,000**
2006 Libraries, Youth, Senior & Cultural Facilities Bonds		-	-	1,075,000	-	-	1,075,000
Funding Total		-	-	**$1,075,000**	-	-	**$1,075,000**
PW23240008	**PHOENIX CITY HALL - LIFE AND SAFETY SYSTEM**	**Function: Downtown Facilities Management**				**District: 8**	
Perform scheduled preventative maintenance, including repair and replacement of sprinkler piping and alarm system components.							
Construction		500,000	500,000	500,000	500,000	500,000	2,500,000
Project Total		**$500,000**	**$500,000**	**$500,000**	**$500,000**	**$500,000**	**$2,500,000**
General Fund		-	500,000	500,000	500,000	500,000	2,000,000
2001 Citizen Service Centers Bonds		500,000	-	-	-	-	500,000
Funding Total		**$500,000**	**$500,000**	**$500,000**	**$500,000**	**$500,000**	**$2,500,000**
PW23240013	**PHOENIX CITY HALL - REPLACE AIR WASHER**	**Function: Downtown Facilities Management**				**District: 8**	
Replace air washer.							
Equipment		100,000	-	-	-	-	100,000
Project Total		**$100,000**	-	-	-	-	**$100,000**
2010 Public Works Lease Purchase		100,000	-	-	-	-	100,000
Funding Total		**$100,000**	-	-	-	-	**$100,000**

Facilities Management

Project No.	*Project Title*	*2010-11*	*2011-12*	*2012-13*	*2013-14*	*2014-15*	*Total*
PW23250005	**POLICE PUBLIC SAFETY BLDG. - TEMPERATURE CONTROL SYSTEM UPGRADE**	**Function: Downtown Facilities Management**				**District: 8**	
Upgrade pneumatic temperature control system.							
Construction		60,000	-	-	-	-	60,000
Project Total		**$60,000**	-	-	-	-	**$60,000**
2001 Police Facilities & Equipment Bonds		60,000	-	-	-	-	60,000
Funding Total		**$60,000**	-	-	-	-	**$60,000**
PW23260004	**BARRISTER BUILDING - REPLACE SERVICE ENTRANCE SECTION**	**Function: Downtown Facilities Management**				**District: 8**	
Replace aging service entrance section.							
Construction		-	175,000	-	-	-	175,000
Project Total		-	**$175,000**	-	-	-	**$175,000**
General Fund		-	175,000	-	-	-	175,000
Funding Total		-	**$175,000**	-	-	-	**$175,000**
PW23260006	**BARRISTER BUILDING - REPLACE CHILLER & CONTROLS**	**Function: Downtown Facilities Management**				**District: 8**	
Replace aging chiller and controls.							
Construction		300,000	-	-	-	-	300,000
Project Total		**$300,000**	-	-	-	-	**$300,000**
2010 Public Works Lease Purchase		300,000	-	-	-	-	300,000
Funding Total		**$300,000**	-	-	-	-	**$300,000**
PW23260007	**BARRISTER BUILDING - REPLACE FIRE ALARM SYSTEM & DEVICES**	**Function: Downtown Facilities Management**				**District: 8**	
Upgrade/replace fire alarm system and devices, including fire alarm control panel system.							
Construction		225,000	-	-	-	-	225,000
Project Total		**$225,000**	-	-	-	-	**$225,000**
General Fund		225,000	-	-	-	-	225,000
Funding Total		**$225,000**	-	-	-	-	**$225,000**
PW23280001	**DOWNTOWN FACILITIES - AMERICANS WITH DISABILITIES (ADA) COMPLIANCE**	**Function: Downtown Facilities Management**				**District: 8**	
Update downtown city facilities to bring them into compliance with the Americans with Disabilities Act.							
Construction		110,000	-	-	-	-	110,000
Project Total		**$110,000**	-	-	-	-	**$110,000**
2006 Libraries, Youth, Senior & Cultural Facilities Bonds		110,000	-	-	-	-	110,000
Funding Total		**$110,000**	-	-	-	-	**$110,000**
PW23290002	**PERSONNEL BUILDING - RESEAL SIDEWALK**	**Function: Downtown Facilities Management**				**District: 8**	
Waterproof sidewalk to prevent leaks into basement.							
Construction		-	-	-	40,000	-	40,000
Project Total		-	-	-	**$40,000**	-	**$40,000**
General Fund		-	-	-	40,000	-	40,000
Funding Total		-	-	-	**$40,000**	-	**$40,000**

Facilities Management

Project No.	*Project Title*	*2010-11*	*2011-12*	*2012-13*	*2013-14*	*2014-15*	*Total*
PW23290004	**PERSONNEL BUILDING - REPLACE CHILLED WATER PIPING**	**Function: Downtown Facilities Management**				**District: 8**	
Replace chilled water piping and seamed pipe to prevent leakage and water damage.							
Construction		-	-	300,000	-	-	300,000
Project Total		-	-	**$300,000**	-	-	**$300,000**
General Fund		-	-	300,000	-	-	300,000
Funding Total		-	-	**$300,000**	-	-	**$300,000**
PW23300007	**ADAMS STREET BLDG. - REPLACE FIRE ALARM SYSTEM & DEVICES**	**Function: Downtown Facilities Management**				**District: 8**	
Upgrade/replace fire alarm system and devices.							
Construction		-	185,000	-	-	-	185,000
Project Total		-	**$185,000**	-	-	-	**$185,000**
General Fund		-	185,000	-	-	-	185,000
Funding Total		-	**$185,000**	-	-	-	**$185,000**
PW21010002	**LUST/UST REMEDIATION PROGRAM**	**Function: Environmental Projects**				**District: Citywide**	
Remediate soil contaminated by leaking underground storage tanks.							
Construction		250,000	250,000	250,000	-	-	750,000
Project Total		**$250,000**	**$250,000**	**$250,000**	-	-	**$750,000**
PW Environmental		250,000	250,000	250,000	-	-	750,000
Funding Total		**$250,000**	**$250,000**	**$250,000**	-	-	**$750,000**
PW25070001	**SOUTH RESOURCE BUREAU MAINTENANCE SHOP EXPANSION & REMODEL**	**Function: Equipment Management**				**District: 8**	
Expand the South Resource Bureau Maintenance Shop located at Phoenix Sky Harbor Airport.							
Construction		-	900,000	-	-	-	900,000
Project Total		-	**$900,000**	-	-	-	**$900,000**
2010 Public Works Lease Purchase		-	900,000	-	-	-	900,000
Funding Total		-	**$900,000**	-	-	-	**$900,000**
PW25070004	**SOUTH MOUNTAIN MAINTENANCE SHOP EXPANSION & REMODEL**	**Function: Equipment Management**				**District: 7**	
Remodel and expand South Mountain Maintenance Shop located at 400 W. Southern Avenue.							
Construction		-	500,000	-	-	-	500,000
Project Total		-	**$500,000**	-	-	-	**$500,000**
2010 Public Works Lease Purchase		-	500,000	-	-	-	500,000
Funding Total		-	**$500,000**	-	-	-	**$500,000**
PW25100001	**ESTRELLA SERVICE CENTER UNLEADED FUEL SITE**	**Function: Equipment Management**				**District: 7**	
Design and construct the unleaded fuel site and Estrella Service Center including associated infrastructure.							
Construction		1,858,311	-	185,380	-	-	2,043,691
Project Total		**$1,858,311**	-	**$185,380**	-	-	**$2,043,691**
Impact Fee - South Equip Repair		1,858,311	-	-	-	-	1,858,311
2001 Environmental Protection & Pollution Clean-up Bonds		-	-	185,380	-	-	185,380
Funding Total		**$1,858,311**	-	**$185,380**	-	-	**$2,043,691**

Facilities Management

Project No. *Project Title*	*2010-11*	*2011-12*	*2012-13*	*2013-14*	*2014-15*	*Total*
PW21010003 PUBLIC WORKS FACILITY EMERGENCY REPAIR	**Function: Metro-Facilities Management**				**District: Citywide**	
Provide emergency repairs to City of Phoenix buildings.						
Construction	200,000	442,000	394,000	306,000	239,000	1,581,000
Project Total	**$200,000**	**$442,000**	**$394,000**	**$306,000**	**$239,000**	**$1,581,000**
General Fund	200,000	442,000	394,000	306,000	239,000	1,581,000
Funding Total	**$200,000**	**$442,000**	**$394,000**	**$306,000**	**$239,000**	**$1,581,000**
PW24370001 2120 N CENTRAL BUILDING MAINTENANCE	**Function: Metro-Facilities Management**				**District: 7**	
Maintenance and repair of the Family Advocacy Building.						
Construction	1,000,000	-	-	-	-	1,000,000
Project Total	**$1,000,000**	-	-	-	-	**$1,000,000**
2120 N Central Capital Replacement Fund	1,000,000	-	-	-	-	1,000,000
Funding Total	**$1,000,000**	-	-	-	-	**$1,000,000**
PW24400004 UNION HILLS GRADING AND PAVING	**Function: Metro-Facilities Management**				**District: 2**	
Repave the parking lot at the Union Hills Service Center.						
Construction	1,199,000	3,600,000	200,000	-	-	4,999,000
Project Total	**$1,199,000**	**$3,600,000**	**$200,000**	-	-	**$4,999,000**
Impact Fee - North Equip Repair	799,000	-	-	-	-	799,000
General Fund	400,000	3,600,000	200,000	-	-	4,200,000
Funding Total	**$1,199,000**	**$3,600,000**	**$200,000**	-	-	**$4,999,000**
PW24460007 METRO FACILITIES REPLACE HVAC FABRICATION SHOP	**Function: Metro-Facilities Management**				**District: 7**	
Replace the deteriorating metal shed that currently houses the Metro Facilities HVAC Fabrication Shop with a new building constructed on-site.						
Construction	-	-	900,000	-	-	900,000
Project Total	-	-	**$900,000**	-	-	**$900,000**
General Fund	-	-	900,000	-	-	900,000
Funding Total	-	-	**$900,000**	-	-	**$900,000**
PW24470006 CITYWIDE SERVICE CENTER ROOF REPLACEMENT	**Function: Metro-Facilities Management**				**District: Citywide**	
Replace aging and storm damaged roofs at City service centers to prevent interior water damage and possible environmental and safety issues.						
Construction	625,000	-	-	-	-	625,000
Project Total	**$625,000**	-	-	-	-	**$625,000**
2001 Environmental Protection & Pollution Clean-up Bonds	625,000	-	-	-	-	625,000
Funding Total	**$625,000**	-	-	-	-	**$625,000**
PW22150001 GENOMICS FACILITY	**Function: Other Facilities**				**District: 8**	
Maintenance and repair of the Phoenix Biomedical Campus.						
Construction	2,900,000	-	-	-	-	2,900,000
Project Total	**$2,900,000**	-	-	-	-	**$2,900,000**
Genomics Fac Cap Fnd	2,900,000	-	-	-	-	2,900,000
Funding Total	**$2,900,000**	-	-	-	-	**$2,900,000**

Facilities Management

Project No. *Project Title*	*2010-11*	*2011-12*	*2012-13*	*2013-14*	*2014-15*	*Total*
PW22150002 411 N CENTRAL BUILDING MAINTENANCE	**Function: Other Facilities**				**District: 8**	
Maintenance and repair of ASU and other related facilities.						
Construction	349,000	-	-	-	-	349,000
Project Total	**$349,000**	-	-	-	-	**$349,000**
411 N Central Bldg Capital Replacement Fund	349,000	-	-	-	-	349,000
Funding Total	**$349,000**	-	-	-	-	**$349,000**
EN41160002 UNDERGROUND 69KV LINES	**Function: Engineering**				**District: 2**	
Construct underground 69kV lines in the Black Canyon Corridor.						
Construction	3,758,528	3,000,000	-	-	-	6,758,528
Project Total	**$3,758,528**	**$3,000,000**	-	-	-	**$6,758,528**
Capital Construction	3,758,528	3,000,000	-	-	-	6,758,528
Funding Total	**$3,758,528**	**$3,000,000**	-	-	-	**$6,758,528**
EP60600000 BROWNFIELDS REDEVELOPMENT	**Function: Brownfields**				**District: Citywide**	
Acquisition, investigation, cleanup, and redevelopment assistance for environmentally-impaired properties for city and private projects.						
Land Acquisition	-	-	1,450,000	1,426,521	-	2,876,521
Project Total	-	-	**$1,450,000**	**$1,426,521**	-	**$2,876,521**
2006 Economic Development Bonds	-	-	1,450,000	1,426,521	-	2,876,521
Funding Total	-	-	**$1,450,000**	**$1,426,521**	-	**$2,876,521**
BIMEG2003C BOND ISSUANCE COSTS - EXCISE TAX	**Function: Debt Issuance Costs**				**District: Citywide**	
Bond issuance costs for city improvement bonds.						
Other	300,000	-	-	-	-	300,000
Project Total	**$300,000**	-	-	-	-	**$300,000**
General Government Nonprofit Corp Bonds	300,000	-	-	-	-	300,000
Funding Total	**$300,000**	-	-	-	-	**$300,000**
AR70200001 SERVICE CENTERS PERCENT FOR ART	**Function: Percent for Art**				**District: Citywide**	
Acquire artwork for Facilities Management projects.						
Construction	-	156,650	-	-	-	156,650
Project Total	-	**$156,650**	-	-	-	**$156,650**
2006 Libraries, Youth, Senior & Cultural Facilities Bonds	-	156,650	-	-	-	156,650
Funding Total	-	**$156,650**	-	-	-	**$156,650**

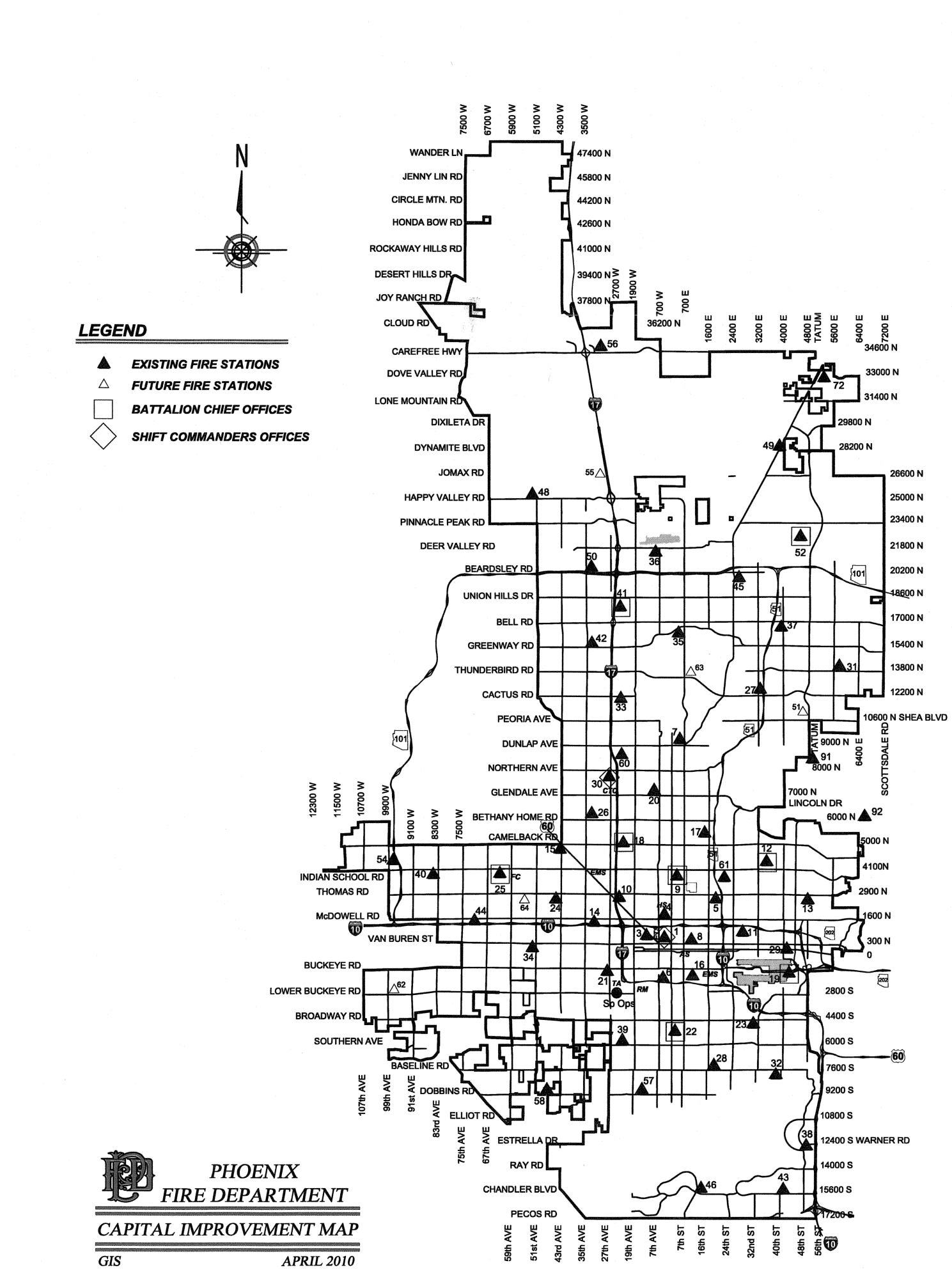
N
LEGEND
EXISTING FIRE STATIONS
FUTURE FIRE STATIONS
BATTALION CHIEF OFFICES
SHIFT COMMANDERS OFFICES
PHOENIX
FIRE DEPARTMENT
CAPITAL IMPROVEMENT MAP
GIS
APRIL 2010
WANDER LN
JENNY LIN RD
CIRCLE MTN. RD
HONDA BOW RD
ROCKAWAY HILLS RD
DESERT HILLS DR
JOY RANCH RD
CLOUD RD
CAREFREE HWY
DOVE VALLEY RD
LONE MOUNTAIN RD
DIXILETA DR
DYNAMITE BLVD
JOMAX RD
HAPPY VALLEY RD
PINNACLE PEAK RD
DEER VALLEY RD
BEARDSLEY RD
UNION HILLS DR
BELL RD
GREENWAY RD
THUNDERBIRD RD
CACTUS RD
PEORIA AVE
DUNLAP AVE
NORTHERN AVE
GLENDALE AVE
BETHANY HOME RD
CAMELBACK RD
INDIAN SCHOOL RD
THOMAS RD
McDOWELL RD
VAN BUREN ST
BUCKEYE RD
LOWER BUCKEYE RD
BROADWAY RD
SOUTHERN AVE
BASELINE RD
DOBBINS RD
ELLIOT RD
ESTRELLA DR
RAY RD
CHANDLER BLVD
PECOS RD
7500 W
6700 W
5900 W
5100 W
4300 W
3500 W
2700 W
1900 W
700 W
700 E
1600 E
2400 E
3200 E
4000 E
4800 E
TATUM
5600 E
6400 E
7200 E
47400 N
45800 N
44200 N
42600 N
41000 N
39400 N
37800 N
36200 N
34600 N
33000 N
31400 N
29800 N
28200 N
26600 N
25000 N
23400 N
21800 N
20200 N
18600 N
17000 N
15400 N
13800 N
12200 N
10600 N SHEA BLVD
9000 N
8000 N
7000 N
LINCOLN DR
6000 N
5000 N
4100N
2900 N
1600 N
300 N
0
2800 S
4400 S
6000 S
7600 S
9200 S
10800 S
12400 S WARNER RD
14000 S
15600 S
17200 S
SCOTTSDALE RD
12300 W
11500 W
10700 W
9900 W
9100 W
8300 W
7500 W
107th AVE
99th AVE
91st AVE
83rd AVE
75th AVE
67th AVE
59th AVE
51st AVE
43rd AVE
35th AVE
27th AVE
19th AVE
7th AVE
7th ST
16th ST
24th ST
32nd ST
40th ST
48th ST
56th ST
Sp Ops
EMS
RM
TA
FS
Fc

Fire Protection

The $37.7 million Fire Protection program is funded with 2006 bonds and nonprofit corporation bonds. The following fire stations are planned for bond funding:

Fire Station Construction

- New Station 55 near the borders of the Deer Valley and North Gateway villages along the I-17 corridor
- New Station 59 in Estrella Village
- New Station 74 in west Ahwatukee Foothills

The following firefighter training and technology projects also are included for bond funding:

- Study and pilot new fire communication technology
- Design and construct a Dispatch and Emergency Operations Center

Fire Protection

Capital Improvement Program Summary

Project Summary	2010-11	2011-12	2012-13	2013-14	2014-15	Total
Communications, Command, and Control System	8,200,000	-	-	-	-	8,200,000
Lease Purchase	2,024,000	-	-	-	-	2,024,000
New Fire Station Development	3,191,720	-	12,725,689	-	-	15,917,409
Operations Center	-	9,338,836	-	-	-	9,338,836
Opticom System	675,000	-	1,000,000	-	-	1,675,000
Percent for Art	343,700	-	227,000	-	-	570,700
Total	**$14,434,420**	**$9,338,836**	**$13,952,689**	-	-	**$37,725,945**
Source of Funds						
Bond Funds						
2001 Bonds	748,850	-	718,000	-	-	1,466,850
2006 Bonds	11,661,570	9,338,836	13,234,689	-	-	34,235,095
Nonprofit Corporation Bonds - General Government	2,024,000	-	-	-	-	2,024,000
Total Bond Funds	**$14,434,420**	**$9,338,836**	**$13,952,689**	-	-	**$37,725,945**
Total Sources of Funds	**$14,434,420**	**$9,338,836**	**$13,952,689**	-	-	**$37,725,945**

Fire Protection

Project No.	*Project Title*	*2010-11*	*2011-12*	*2012-13*	*2013-14*	*2014-15*	*Total*
FD57150005	**FIRE COMMUNICATIONS SYSTEM ENHANCEMENT**	**Function: Communications, Command, and Control System**				**District: Citywide**	
Study and pilot new technology, and acquire equipment to upgrade the fire communications system.							
Study		2,698,000	-	-	-	-	2,698,000
Equipment		5,502,000	-	-	-	-	5,502,000
	Project Total	**$8,200,000**	-	-	-	-	**$8,200,000**
2006 Police, Fire, and Homeland Security Bonds		8,200,000	-	-	-	-	8,200,000
	Funding Total	**$8,200,000**	-	-	-	-	**$8,200,000**
FD57000006	**FIRE PROTECTION VEHICLES**		**Function: Lease Purchase**			**District: Citywide**	
Purchase replacement vehicles.							
Equipment		2,024,000	-	-	-	-	2,024,000
	Project Total	**$2,024,000**	-	-	-	-	**$2,024,000**
2010 Fire Lease Purchase		2,024,000	-	-	-	-	2,024,000
	Funding Total	**$2,024,000**	-	-	-	-	**$2,024,000**
FD57100011	**STATION 62 - 99TH AVE AND LOWER BUCKEYE RD**	**Function: New Fire Station Development**				**District: 7**	
Construction of new Fire Station 62 at 99th Ave and Lower Buckeye Rd.							
Construction		-	-	598,000	-	-	598,000
	Project Total	-	-	**$598,000**	-	-	**$598,000**
2001 Fire Facilities & Equipment Bonds		-	-	598,000	-	-	598,000
	Funding Total	-	-	**$598,000**	-	-	**$598,000**
FD57100020	**FIRE STATION 74 IN WEST AHWATUKEE FOOTHILLS**	**Function: New Fire Station Development**				**District: 6**	
Design, construct and equip Fire Station 74 in West Ahwatukee Foothills. Estimated full-year ongoing operating costs: $1,750,000							
Equipment		-	-	694,000	-	-	694,000
Design		-	-	1,083,060	-	-	1,083,060
Construction		-	-	2,977,290	-	-	2,977,290
	Project Total	-	-	**$4,754,350**	-	-	**$4,754,350**
2006 Police, Fire, and Homeland Security Bonds		-	-	4,754,350	-	-	4,754,350
	Funding Total	-	-	**$4,754,350**	-	-	**$4,754,350**
FD57100021	**FIRE STATION 55 ALONG I-17 FREEWAY**	**Function: New Fire Station Development**				**District: 2**	
Design, construct and equip Fire Station 55 along I-17 near the borders of Deer Valley and North Gateway villages. Estimated full-year ongoing operating costs: $1,750,000							
Equipment		-	-	930,000	-	-	930,000
Design		-	-	1,000,000	-	-	1,000,000
Construction		-	-	5,443,339	-	-	5,443,339
	Project Total	-	-	**$7,373,339**	-	-	**$7,373,339**
2006 Police, Fire, and Homeland Security Bonds		-	-	7,373,339	-	-	7,373,339
	Funding Total	-	-	**$7,373,339**	-	-	**$7,373,339**

Fire Protection

Project No.	*Project Title*	*2010-11*	*2011-12*	*2012-13*	*2013-14*	*2014-15*	*Total*
FD57100022	**FIRE STATION 59 IN ESTRELLA VILLAGE**	**Function: New Fire Station Development**				**District: 7**	
Construct Fire Station 59 in Estrella Village.							
Construction		3,191,720	-	-	-	-	3,191,720
Project Total		**$3,191,720**	-	-	-	-	**$3,191,720**
2006 Police, Fire, and Homeland Security Bonds		3,191,720	-	-	-	-	3,191,720
Funding Total		**$3,191,720**	-	-	-	-	**$3,191,720**
FD57140004	**DISPATCH AND EMERGENCY OPERATIONS CENTER**	**Function: Operations Center**				**District: Citywide**	
Design and construct a Dispatch and Emergency Operations Center.							
Design		-	1,210,836	-	-	-	1,210,836
Construction		-	8,128,000	-	-	-	8,128,000
Project Total		-	**$9,338,836**	-	-	-	**$9,338,836**
2006 Police, Fire, and Homeland Security Bonds		-	9,338,836	-	-	-	9,338,836
Funding Total		-	**$9,338,836**	-	-	-	**$9,338,836**
FD57160003	**TRAFFIC PREEMPTION - 2001 BONDS**	**Function: Opticom System**				**District: Citywide**	
Install traffic signal preemption equipment to facilitate rapid emergency vehicle response.							
Equipment		675,000	-	-	-	-	675,000
Project Total		**$675,000**	-	-	-	-	**$675,000**
2001 Police, Fire & City Computer Bonds		675,000	-	-	-	-	675,000
Funding Total		**$675,000**	-	-	-	-	**$675,000**
FD57160004	**TRAFFIC PREEMPTION - 2006 BONDS**	**Function: Opticom System**				**District: Citywide**	
Install traffic signal preemption equipment to facilitate rapid emergency vehicle response.							
Equipment		-	-	1,000,000	-	-	1,000,000
Project Total		-	-	**$1,000,000**	-	-	**$1,000,000**
2006 Technology Bonds		-	-	1,000,000	-	-	1,000,000
Funding Total		-	-	**$1,000,000**	-	-	**$1,000,000**
AR57000007	**FIRE STATION 55 PERCENT FOR ART**	**Function: Percent for Art**				**District: 2**	
Develop enhancements for public areas of the fire station.							
Construction		-	-	107,000	-	-	107,000
Project Total		-	-	**$107,000**	-	-	**$107,000**
2006 Police, Fire, and Homeland Security Bonds		-	-	107,000	-	-	107,000
Funding Total		-	-	**$107,000**	-	-	**$107,000**
AR57000009	**FIRE STATION 74 PERCENT FOR ART**	**Function: Percent for Art**				**District: 6**	
Develop enhancements for public areas of the fire station.							
Construction		-	-	120,000	-	-	120,000
Project Total		-	-	**$120,000**	-	-	**$120,000**
2001 Fire Facilities & Equipment Bonds		-	-	120,000	-	-	120,000
Funding Total		-	-	**$120,000**	-	-	**$120,000**

Fire Protection

Project No.	*Project Title*	*2010-11*	*2011-12*	*2012-13*	*2013-14*	*2014-15*	*Total*
AR57000010	**FIRE TRAINING ACADEMY PERCENT FOR ART**	**Function: Percent for Art**				**District: 7**	
Create a sculpture for the entrance to the Training Academy.							
Construction		288,700	-	-	-	-	288,700
	Project Total	**$288,700**	-	-	-	-	**$288,700**
2006 Police, Fire, and Homeland Security Bonds		214,850	-	-	-	-	214,850
2001 Fire Facilities & Equipment Bonds		73,850	-	-	-	-	73,850
	Funding Total	**$288,700**	-	-	-	-	**$288,700**
AR57000011	**FIRE DISPATCH CENTER**	**Function: Percent for Art**				**District: 7**	
Construct a terrazzo floor for public areas of the Fire Dispatch Center.							
Construction		55,000	-	-	-	-	55,000
	Project Total	**$55,000**	-	-	-	-	**$55,000**
2006 Police, Fire, and Homeland Security Bonds		55,000	-	-	-	-	55,000
	Funding Total	**$55,000**	-	-	-	-	**$55,000**

Historic Preservation

The Historic Preservation program totals $7.7 million and is funded with 1989, 2001 and 2006 bonds and grant funds. The following projects are planned:

- Provide grants for low income homeowners to complete exterior rehabilitation work on their homes
- Acquire and rehabilitate threatened historic buildings citywide
- Provide matching grants for residential and commercial historic property owners to rehabilitate historic properties in exchange for conservation easements
- Provide funds to rehabilitate city-owned historic buildings and facilities

Historic Preservation

Capital Improvement Program Summary

Project Summary	2010-11	2011-12	2012-13	2013-14	2014-15	Total
City Facilities	-	-	589,000	-	-	589,000
Demonstration Projects	145,901	200,000	657,624	-	-	1,003,525
Exterior Rehab	309,910	-	-	-	-	309,910
Exterior Rehabilitation Assistance Program	340,500	289,000	867,000	-	-	1,496,500
Parks Historic Preservation	1,348,496	831,600	-	-	-	2,180,096
Threatened Buildings Citywide	638,760	500,050	668,000	-	-	1,806,810
Tovrea Castle	201,078	-	-	-	-	201,078
Percent for Art	75,482	-	-	-	-	75,482
Total	**$3,060,127**	**$1,820,650**	**$2,781,624**	-	-	**$7,662,401**
Source of Funds						
Operating Funds						
Operating Grants	92,124	-	-	-	-	92,124
Total Operating Funds	**$92,124**	-	-	-	-	**$92,124**
Bond Funds						
1989 Bonds	135,893	-	-	-	-	135,893
2001 Bonds	149,581	-	589,000	-	-	738,581
2006 Bonds	2,682,529	1,820,650	2,192,624	-	-	6,695,803
Total Bond Funds	**$2,968,003**	**$1,820,650**	**$2,781,624**	-	-	**$7,570,277**
Total Sources of Funds	**$3,060,127**	**$1,820,650**	**$2,781,624**	-	-	**$7,662,401**

City of Phoenix, Arizona
2010-2015 Capital Improvement Program
Historic Preservation

Project No.	*Project Title*	*2010-11*	*2011-12*	*2012-13*	*2013-14*	*2014-15*	*Total*
HP30000004	**SOUTH MOUNTAIN COMPLEX**		**Function: City Facilities**			**District: 7**	
Rehabilitate historic buildings at South Mountain Park entrance.							
Design		-	-	89,000	-	-	89,000
Construction		-	-	500,000	-	-	500,000
	Project Total	-	-	**$589,000**	-	-	**$589,000**
2001 Heritage Preservation Bonds		-	-	589,000	-	-	589,000
	Funding Total	-	-	**$589,000**	-	-	**$589,000**
HP10000010	**DESIGN GUIDELINE STUDY**		**Function: Demonstration Projects**			**District: 4, 7 & 8**	
Update city design guidelines used to evaluate bond-funded grant projects and rehabilitation projects in historic districts.							
Study		14,514	-	-	-	-	14,514
	Project Total	**$14,514**	-	-	-	-	**$14,514**
2001 Heritage Preservation Bonds		14,514	-	-	-	-	14,514
	Funding Total	**$14,514**	-	-	-	-	**$14,514**
HP70000001	**DEMONSTRATION PROJECTS**		**Function: Demonstration Projects**			**District: 4, 7 & 8**	
Provide matching grants for commercial and institutional property owners to rehabilitate historic properties.							
Construction		131,387	200,000	657,624	-	-	989,011
	Project Total	**$131,387**	**$200,000**	**$657,624**	-	-	**$989,011**
2006 Affordable Housing & Neighborhood Revitalization Bonds		131,387	200,000	657,624	-	-	989,011
	Funding Total	**$131,387**	**$200,000**	**$657,624**	-	-	**$989,011**
HP20000004	**LOW INCOME PROPERTY REHABILITATION**		**Function: Exterior Rehab**			**District: 4, 7 & 8**	
Provide matching grants for low to moderate-income property owners to rehabilitate historic homes.							
Construction		290,000	-	-	-	-	290,000
	Project Total	**$290,000**	-	-	-	-	**$290,000**
2006 Affordable Housing & Neighborhood Revitalization Bonds		290,000	-	-	-	-	290,000
	Funding Total	**$290,000**	-	-	-	-	**$290,000**
HP20000007	**POST WWII RESIDENTIAL STUDY**		**Function: Exterior Rehab**			**District: 4, 7 & 8**	
Identify post-World War II neighborhoods citywide eligible for historic designation.							
Study		19,910	-	-	-	-	19,910
	Project Total	**$19,910**	-	-	-	-	**$19,910**
Federal and State Grants Trust		10,000	-	-	-	-	10,000
2001 Heritage Preservation Bonds		9,910	-	-	-	-	9,910
	Funding Total	**$19,910**	-	-	-	-	**$19,910**
HP90000001	**EXTERIOR PROPERTY REHABILITATION**		**Function: Exterior Rehabilitation Assistance Program**			**District: 4, 7 & 8**	
Provide matching grants to private property owners for exterior rehabilitation work on historic residences.							
Other		60,000	60,000	60,000	-	-	180,000
Construction		280,500	229,000	807,000	-	-	1,316,500
	Project Total	**$340,500**	**$289,000**	**$867,000**	-	-	**$1,496,500**
2006 Affordable Housing & Neighborhood Revitalization Bonds		340,500	289,000	867,000	-	-	1,496,500
	Funding Total	**$340,500**	**$289,000**	**$867,000**	-	-	**$1,496,500**

City of Phoenix, Arizona
2010-2015 Capital Improvement Program
Historic Preservation

Project No. *Project Title*	*2010-11*	*2011-12*	*2012-13*	*2013-14*	*2014-15*	*Total*
HP13000001 MATTHEW HENSON		**Function: Parks Historic Preservation**			**District: 8**	
Rehabilitate historic buildings at HOPE VI project for parks and youth activities uses.						
Construction	-	831,600	-	-	-	831,600
Project Total	-	**$831,600**	-	-	-	**$831,600**
2006 Parks and Open Spaces Bonds	-	831,600	-	-	-	831,600
Funding Total	-	**$831,600**	-	-	-	**$831,600**
HP15000001 ELLIS SHACKELFORD REHABILITATION		**Function: Parks Historic Preservation**			**District: 7**	
Restore exteriors and interiors of historic city-owned house adjacent to Margaret T. Hance park for offices and public uses.						
Design	40,150	-	-	-	-	40,150
Construction	912,346	-	-	-	-	912,346
Project Total	**$952,496**	-	-	-	-	**$952,496**
2006 Parks and Open Spaces Bonds	810,400	-	-	-	-	810,400
2001 Heritage Preservation Bonds	125,157	-	-	-	-	125,157
1989 Historic & Cultural Preservation Bonds	16,939	-	-	-	-	16,939
Funding Total	**$952,496**	-	-	-	-	**$952,496**
HP16000001 EASTLAKE PARK		**Function: Parks Historic Preservation**			**District: 8**	
Rehabilitate historic amphitheater in Eastlake Park.						
Construction	396,000	-	-	-	-	396,000
Project Total	**$396,000**	-	-	-	-	**$396,000**
2006 Parks and Open Spaces Bonds	396,000	-	-	-	-	396,000
Funding Total	**$396,000**	-	-	-	-	**$396,000**
HP80000001 THREATENED BUILDINGS		**Function: Threatened Buildings Citywide**			**District: 4, 7 & 8**	
Provide matching grants to property owners to acquire and rehabilitate threatened historic buildings city-wide.						
Construction	638,760	500,050	668,000	-	-	1,806,810
Project Total	**$638,760**	**$500,050**	**$668,000**	-	-	**$1,806,810**
2006 Affordable Housing & Neighborhood Revitalization Bonds	638,760	500,050	668,000	-	-	1,806,810
Funding Total	**$638,760**	**$500,050**	**$668,000**	-	-	**$1,806,810**
HP40000001 TOVREA RESTORATION		**Function: Tovrea Castle**			**District: 6**	
Perform restoration work on Tovrea Castle.						
Design	82,124	-	-	-	-	82,124
Construction	118,954	-	-	-	-	118,954
Project Total	**$201,078**	-	-	-	-	**$201,078**
Federal and State Grants Trust	82,124	-	-	-	-	82,124
1989 Historic & Cultural Preservation Bonds	118,954	-	-	-	-	118,954
Funding Total	**$201,078**	-	-	-	-	**$201,078**

Historic Preservation

Project No.	*Project Title*	*2010-11*	*2011-12*	*2012-13*	*2013-14*	*2014-15*	*Total*
AR46000003	**HISTORIC PHOENIX LANDMARKS II**		**Function: Percent for Art**				**District: Citywide**
Create an interactive web-based map highlighting historic landmarks and buildings throughout the City of Phoenix.							
Equipment		75,482	-	-	-	-	75,482
	Project Total	**$75,482**	-	-	-	-	**$75,482**
2006 Parks and Open Spaces Bonds		15,382	-	-	-	-	15,382
2006 Education Bonds		12,000	-	-	-	-	12,000
2006 Affordable Housing & Neighborhood Revitalization Bonds		48,100	-	-	-	-	48,100
	Funding Total	**$75,482**	-	-	-	-	**$75,482**

HOUSING

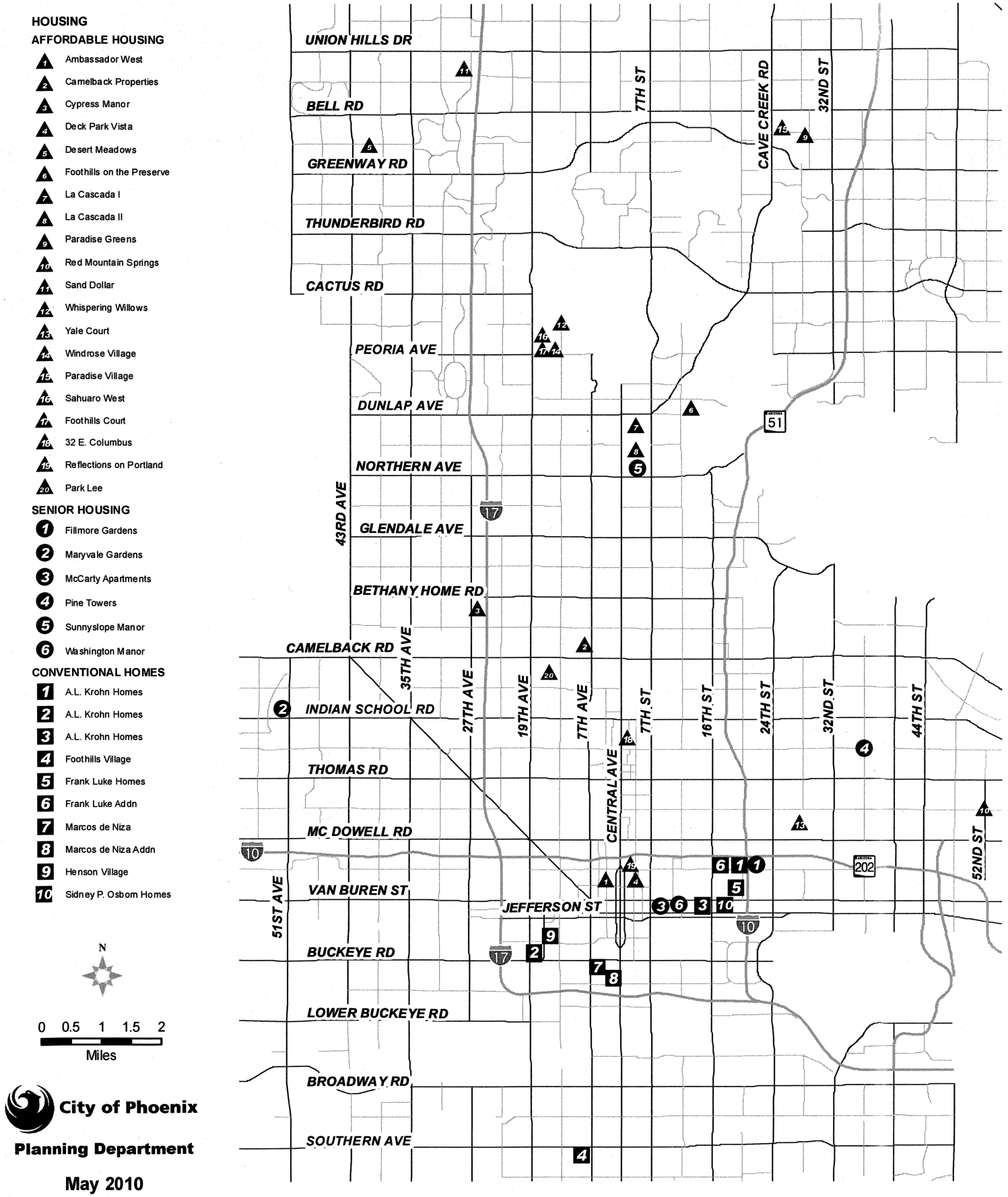
HOUSING
AFFORDABLE HOUSING
1 Ambassador West
2 Camelback Properties
3 Cypress Manor
4 Deck Park Vista
5 Desert Meadows
6 Foothills on the Preserve
7 La Cascada I
8 La Cascada II
9 Paradise Greens
10 Red Mountain Springs
11 Sand Dollar
12 Whispering Willows
13 Yale Court
14 Windrose Village
15 Paradise Village
16 Sahuaro West
17 Foothills Court
18 32 E. Columbus
19 Reflections on Portland
20 Park Lee
SENIOR HOUSING
1 Fillmore Gardens
2 Maryvale Gardens
3 McCarty Apartments
4 Pine Towers
5 Sunnyslope Manor
6 Washington Manor
CONVENTIONAL HOMES
1 A.L. Krohn Homes
2 A.L. Krohn Homes
3 A.L. Krohn Homes
4 Foothills Village
5 Frank Luke Homes
6 Frank Luke Addn
7 Marcos de Niza
8 Marcos de Niza Addn
9 Henson Village
10 Sidney P. Osborn Homes
N
0 0.5 1 1.5 2
Miles
City of Phoenix
Planning Department
May 2010
UNION HILLS DR
BELL RD
GREENWAY RD
THUNDERBIRD RD
CACTUS RD
PEORIA AVE
DUNLAP AVE
NORTHERN AVE
GLENDALE AVE
BETHANY HOME RD
CAMELBACK RD
INDIAN SCHOOL RD
THOMAS RD
MC DOWELL RD
VAN BUREN ST
JEFFERSON ST
BUCKEYE RD
LOWER BUCKEYE RD
BROADWAY RD
SOUTHERN AVE
43RD AVE
35TH AVE
27TH AVE
19TH AVE
7TH AVE
7TH ST
CENTRAL AVE
16TH ST
24TH ST
32ND ST
44TH ST
52ND ST
51ST AVE
CAVE CREEK RD
32ND ST
51
202
10
17

Housing

The Housing program totals $159.9 million and is funded with Community Development Block Grant (CDBG) funds, 2006 bonds and public housing federal grant funds.

Housing projects using 2006 bond funds include:

- Acquire and expand city-owned properties for affordable housing
- Provide a new loan program to increase affordable properties
- Install air conditioning units in public housing to replace obsolete evaporative coolers

Nonprofit projects using 2006 bond funds include:

- Provide funding for construction of the United Methodist Outreach Ministries New Day Center homeless shelter for families
- Provide funding for construction of the Native American Connections Housing First project

Modernization projects for public housing units are proposed based on the availability of grant funds. City Council approved allocations of Community Development Block Grant funds also are programmed.

Housing

Capital Improvement Program Summary

Project Summary	2010-11	2011-12	2012-13	2013-14	2014-15	Total
Affordable Housing Development	5,963,350	3,000,000	3,002,134	3,000,000	3,000,000	17,965,484
Affordable Housing Remodeling	11,878,190	4,000	4,000	4,000	4,000	11,894,190
Conventional Housing Modernization	4,000,000	4,170,550	4,220,550	4,785,550	4,870,550	22,047,200
HOME Special Project	21,435,131	6,852,343	8,333,143	6,852,343	6,852,343	50,325,303
Hope VI - Phase 5	2,522,000	-	-	-	-	2,522,000
Hope VI Krohn West - Phase 1	6,092,280	4,496,482	-	-	-	10,588,762
Hope VI Krohn West - Phase 2	-	2,544,000	54,000	-	-	2,598,000
Multifamily Acquisition	22,009,086	-	-	-	-	22,009,086
Nonprofit Projects	550,000	-	-	-	-	550,000
Public Housing Modernization	-	-	77,021	-	-	77,021
Rental Housing Development	-	-	2,019,442	-	-	2,019,442
Senior Housing Acquisition	1,000,000	-	-	-	-	1,000,000
Senior Housing Modernization	4,820,000	-	-	-	-	4,820,000
Special Needs	11,193,911	-	-	-	-	11,193,911
Percent for Art	262,200	48,910	-	-	-	311,110
Total	**$91,726,148**	**$21,116,285**	**$17,710,290**	**$14,641,893**	**$14,726,893**	**$159,921,509**
Source of Funds						
Operating Funds						
Community Development	550,000	170,550	170,550	170,550	170,550	1,232,200
Hope Grant	3,485,280	4,270,482	54,000	-	-	7,809,762
Operating Grants	53,245,128	9,622,343	7,112,143	6,852,343	6,852,343	83,684,300
Other Restricted Funds	5,963,350	3,000,000	3,000,000	3,000,000	3,000,000	17,963,350
Total Operating Funds	**$63,243,758**	**$17,063,375**	**$10,336,693**	**$10,022,893**	**$10,022,893**	**$110,689,612**
Bond Funds						
2006 Bonds	14,112,200	48,910	3,319,597	-	-	17,480,707
Nonprofit Corporation Bonds - Water	172,000	-	-	-	-	172,000
Total Bond Funds	**$14,284,200**	**$48,910**	**$3,319,597**	-	-	**$17,652,707**
Other Financing						
Capital Grants	14,198,190	4,004,000	4,054,000	4,619,000	4,704,000	31,579,190
Total Other Financing	**$14,198,190**	**$4,004,000**	**$4,054,000**	**$4,619,000**	**$4,704,000**	**$31,579,190**
Total Sources of Funds	**$91,726,148**	**$21,116,285**	**$17,710,290**	**$14,641,893**	**$14,726,893**	**$159,921,509**

Housing

Project No.	*Project Title*	*2010-11*	*2011-12*	*2012-13*	*2013-14*	*2014-15*	*Total*
AH20610001	**AFFORDABLE HOUSING DEVELOPMENT**	**Function: Affordable Housing Development**				**District: Citywide**	
Acquire properties for affordable housing.							
Land Acquisition		5,963,350	3,000,000	3,002,134	3,000,000	3,000,000	17,965,484
Project Total		**$5,963,350**	**$3,000,000**	**$3,002,134**	**$3,000,000**	**$3,000,000**	**$17,965,484**
Affordable Housing Administration		5,963,350	3,000,000	3,000,000	3,000,000	3,000,000	17,963,350
2006 Affordable Housing & Neighborhood Revitalization Bonds		-	-	2,134	-	-	2,134
Funding Total		**$5,963,350**	**$3,000,000**	**$3,002,134**	**$3,000,000**	**$3,000,000**	**$17,965,484**
AH10150000	**REPAIR AND RENOVATION AT MARCOS DE NIZA FAMILY APARTMENTS**	**Function: Affordable Housing Remodeling**				**District: 8**	
Modernize public housing units at Marcos De Niza Family Apartments using Capital Fund Program grant funds.							
Construction		1,036,418	-	-	-	-	1,036,418
Project Total		**$1,036,418**	-	-	-	-	**$1,036,418**
Capital Grants - Public Housing		1,036,418	-	-	-	-	1,036,418
Funding Total		**$1,036,418**	-	-	-	-	**$1,036,418**
AH10150001	**REPAIR AND RENOVATION AT FOOTHILLS VILLAGE FAMILY APARTMENTS**	**Function: Affordable Housing Remodeling**				**District: 7**	
Modernize public housing units at Foothills Village Family Apartments using Capital Fund Program grant funds.							
Construction		540,458	-	-	-	-	540,458
Project Total		**$540,458**	-	-	-	-	**$540,458**
Capital Grants - Public Housing		540,458	-	-	-	-	540,458
Funding Total		**$540,458**	-	-	-	-	**$540,458**
AH10150002	**REPAIR AND RENOVATION AT MARYVALE TERRACE SENIOR APARTMENTS**	**Function: Affordable Housing Remodeling**				**District: 5**	
Modernize public housing units at Maryvale Terrace Senior Apartments using Capital Fund Program grant funds.							
Construction		427,164	-	-	-	-	427,164
Project Total		**$427,164**	-	-	-	-	**$427,164**
Capital Grants - Public Housing		427,164	-	-	-	-	427,164
Funding Total		**$427,164**	-	-	-	-	**$427,164**
AH10150003	**REPAIR AND RENOVATION OF SINGLE FAMILY PUBLIC HOUSING UNITS**	**Function: Affordable Housing Remodeling**				**District: 7**	
Modernize public housing units using Capital Fund Program grant funds.							
Construction		1,340,000	-	-	-	-	1,340,000
Project Total		**$1,340,000**	-	-	-	-	**$1,340,000**
Capital Grants - Public Housing		1,340,000	-	-	-	-	1,340,000
Funding Total		**$1,340,000**	-	-	-	-	**$1,340,000**
AH10150004	**REPAIR AND RENOVATION OF FAMILY APARTMENTS**	**Function: Affordable Housing Remodeling**				**District: 8**	
Modernize public housing units using Capital Fund Program grant funds.							
Construction		1,270,000	-	-	-	-	1,270,000
Project Total		**$1,270,000**	-	-	-	-	**$1,270,000**
Capital Grants - Public Housing		1,270,000	-	-	-	-	1,270,000
Funding Total		**$1,270,000**	-	-	-	-	**$1,270,000**

Housing

Project No.	*Project Title*	*2010-11*	*2011-12*	*2012-13*	*2013-14*	*2014-15*	*Total*
AH10150005	**REPAIR AND RENOVATION AT WASHINGTON MANOR SENIOR APARTMENTS**	**Function: Affordable Housing Remodeling**				**District: 8**	
Modernize public housing units at Washington Manor Senior Apartments using Capital Fund Program grant funds.							
Construction		239,000	-	-	-	-	239,000
Project Total		**$239,000**	-	-	-	-	**$239,000**
Capital Grants - Public Housing		239,000	-	-	-	-	239,000
Funding Total		**$239,000**	-	-	-	-	**$239,000**
AH10150006	**REPAIR AND RENOVATION AT PINE TOWER SENIOR APARTMENTS**	**Function: Affordable Housing Remodeling**				**District: 8**	
Modernize public housing units at Pine Tower Senior Apartments using Capital Fund Program grant funds.							
Construction		182,138	-	-	-	-	182,138
Project Total		**$182,138**	-	-	-	-	**$182,138**
Capital Grants - Public Housing		182,138	-	-	-	-	182,138
Funding Total		**$182,138**	-	-	-	-	**$182,138**
AH10150007	**CAPITAL FUND PROGRAM LABOR COSTS**	**Function: Affordable Housing Remodeling**				**District: Citywide**	
Labor costs associated with Capital Fund Program grant funds.							
Other		1,831,721	-	-	-	-	1,831,721
Project Total		**$1,831,721**	-	-	-	-	**$1,831,721**
Capital Grants - Public Housing		1,831,721	-	-	-	-	1,831,721
Funding Total		**$1,831,721**	-	-	-	-	**$1,831,721**
AH10150009	**CAPITAL FUND PROGRAM AUDIT COSTS**	**Function: Affordable Housing Remodeling**				**District: Citywide**	
Costs associated with independent audit of Capital Fund Program grant funds.							
Other		-	4,000	4,000	4,000	4,000	16,000
Project Total		-	**$4,000**	**$4,000**	**$4,000**	**$4,000**	**$16,000**
Capital Grants - Public Housing		-	4,000	4,000	4,000	4,000	16,000
Funding Total		-	**$4,000**	**$4,000**	**$4,000**	**$4,000**	**$16,000**
AH10150010	**CAPITAL FUND PROGRAM ENGINEERING & ARCHITECTURAL FEES**	**Function: Affordable Housing Remodeling**				**District: Citywide**	
Engineering and architectural fees associated with Capital Fund Program grant funds.							
Other		827,637	-	-	-	-	827,637
Project Total		**$827,637**	-	-	-	-	**$827,637**
Capital Grants - Public Housing ARRA		62,637	-	-	-	-	62,637
Capital Grants - Public Housing		765,000	-	-	-	-	765,000
Funding Total		**$827,637**	-	-	-	-	**$827,637**
AH10150011	**CAPITAL FUND PROGRAM MANAGEMENT IMPROVEMENTS**	**Function: Affordable Housing Remodeling**				**District: Citywide**	
Job training for public housing residents using Capital Fund Program grant funds.							
Construction		450,000	-	-	-	-	450,000
Project Total		**$450,000**	-	-	-	-	**$450,000**
Capital Grants - Public Housing		450,000	-	-	-	-	450,000
Funding Total		**$450,000**	-	-	-	-	**$450,000**

Housing

Project No.	*Project Title*	*2010-11*	*2011-12*	*2012-13*	*2013-14*	*2014-15*	*Total*
AH10150012	**MARCOS DE NIZA GREEN RETROFIT ARRA**	**Function: Affordable Housing Remodeling**				**District: 8**	
Rehabilitate public housing units including energy efficiency upgrades at the Marcos de Niza/Marcos de Niza Addition complexes.							
Construction		2,053,654	-	-	-	-	2,053,654
Project Total		**$2,053,654**	-	-	-	-	**$2,053,654**
Capital Grants - Public Housing ARRA		2,053,654	-	-	-	-	2,053,654
Funding Total		**$2,053,654**	-	-	-	-	**$2,053,654**
AH10150013	SUNNYSLOPE MANOR GREEN RETROFIT ARRA	Function: Affordable Housing Remodeling				District: 3	
Provide energy efficiency upgrades at the Sunnyslope Manor Senior Housing facility.							
Construction		1,680,000	-	-	-	-	1,680,000
Project Total		**$1,680,000**	-	-	-	-	**$1,680,000**
ARRA 2009 Green Retrofit Program		1,680,000	-	-	-	-	1,680,000
Funding Total		**$1,680,000**	-	-	-	-	**$1,680,000**
AH10110058	**HOUSING MODERNIZATION COMMUNITY DEVELOPMENT BLOCK GRANT**	**Function: Conventional Housing Modernization**				**District: Citywide**	
Modernize assisted housing units using Community Development Block Grant funds.							
Construction		-	170,550	170,550	170,550	170,550	682,200
Project Total		-	**$170,550**	**$170,550**	**$170,550**	**$170,550**	**$682,200**
2008 Community Development Entitlement		-	170,550	170,550	170,550	170,550	682,200
Funding Total		-	**$170,550**	**$170,550**	**$170,550**	**$170,550**	**$682,200**
AH10110264	**HOUSING MODERNIZATION**		**Function: Conventional Housing Modernization**			**District: Citywide**	
Modernize public housing units.							
Construction		4,000,000	4,000,000	4,050,000	4,615,000	4,700,000	21,365,000
Project Total		**$4,000,000**	**$4,000,000**	**$4,050,000**	**$4,615,000**	**$4,700,000**	**$21,365,000**
Capital Grants - Public Housing		4,000,000	4,000,000	4,050,000	4,615,000	4,700,000	21,365,000
Funding Total		**$4,000,000**	**$4,000,000**	**$4,050,000**	**$4,615,000**	**$4,700,000**	**$21,365,000**
AH20640001	**UMOM NEW DAY CENTER**		**Function: HOME Special Project**			**District: 8**	
Provide funding for new transitional housing units at the United Methodist Outreach Ministries - New Day Center.							
Construction		-	-	1,480,800	-	-	1,480,800
Project Total		-	-	**$1,480,800**	-	-	**$1,480,800**
Operating Grants - HOME		-	-	259,800	-	-	259,800
2006 Affordable Housing & Neighborhood Revitalization Bonds		-	-	1,221,000	-	-	1,221,000
Funding Total		-	-	**$1,480,800**	-	-	**$1,480,800**
AH30100000	**HOME MULTIFAMILY LOAN PROGRAM**		**Function: HOME Special Project**			**District: Citywide**	
Provide HOME grant funds to nonprofit organizations developing affordable housing properties.							
Land Acquisition		1,981,987	1,981,987	1,981,987	1,981,987	1,981,987	9,909,935
Project Total		**$1,981,987**	**$1,981,987**	**$1,981,987**	**$1,981,987**	**$1,981,987**	**$9,909,935**
Operating Grants - HOME		1,981,987	1,981,987	1,981,987	1,981,987	1,981,987	9,909,935
Funding Total		**$1,981,987**	**$1,981,987**	**$1,981,987**	**$1,981,987**	**$1,981,987**	**$9,909,935**

Housing

Project No.	*Project Title*	*2010-11*	*2011-12*	*2012-13*	*2013-14*	*2014-15*	*Total*
AH30200000	**HOME SPECIAL PROJECT LOAN PROGRAM**	**Function: HOME Special Project**				**District: Citywide**	
Provide HOME grant funds to nonprofit organizations serving special needs populations.							
Land Acquisition		1,811,632	1,811,632	1,811,632	1,811,632	1,811,632	9,058,160
Project Total		**$1,811,632**	**$1,811,632**	**$1,811,632**	**$1,811,632**	**$1,811,632**	**$9,058,160**
Operating Grants - HOME		1,811,632	1,811,632	1,811,632	1,811,632	1,811,632	9,058,160
Funding Total		**$1,811,632**	**$1,811,632**	**$1,811,632**	**$1,811,632**	**$1,811,632**	**$9,058,160**
AH30200001	UMOM FAMILY HOUSING	Function: HOME Special Project				District: 8	
Provide HOME grant funds to acquire land for a mixed-income 80-unit multi-family apartment complex for United Methodist Outreach Ministries Legacy Crossing.							
Land Acquisition		877,000	-	-	-	-	877,000
Project Total		**$877,000**	**-**	**-**	**-**	**-**	**$877,000**
Operating Grants - HOME		877,000	-	-	-	-	877,000
Funding Total		**$877,000**	**-**	**-**	**-**	**-**	**$877,000**
AH30200002	**VALLEY OF THE SUN SCHOOL/HABILITATION CENTER**	**Function: HOME Special Project**				**District: 3**	
Provide HOME grant funds to acquire and renovate six special needs residential group homes.							
Land Acquisition		338,000	-	-	-	-	338,000
Project Total		**$338,000**	**-**	**-**	**-**	**-**	**$338,000**
Operating Grants - HOME		338,000	-	-	-	-	338,000
Funding Total		**$338,000**	**-**	**-**	**-**	**-**	**$338,000**
AH30200003	**VICTORY PLACE III**	**Function: HOME Special Project**				**District: 8**	
Provide HOME grant funds to acquire land and develop a 75-unit affordable multifamily housing complex targeted to lower-income veterans.							
Land Acquisition		2,000,000	-	-	-	-	2,000,000
Project Total		**$2,000,000**	**-**	**-**	**-**	**-**	**$2,000,000**
Operating Grants - HOME		2,000,000	-	-	-	-	2,000,000
Funding Total		**$2,000,000**	**-**	**-**	**-**	**-**	**$2,000,000**
AH30200004	**SANTA FE SPRINGS (PRIDE)**	**Function: HOME Special Project**				**District: 5**	
Acquire and rehabilitate a multifamily property to provide additional affordable housing units.							
Land Acquisition		3,000,000	-	-	-	-	3,000,000
Project Total		**$3,000,000**	**-**	**-**	**-**	**-**	**$3,000,000**
Operating Grants - HOME		3,000,000	-	-	-	-	3,000,000
Funding Total		**$3,000,000**	**-**	**-**	**-**	**-**	**$3,000,000**
AH30300000	**HOME COMMUNITY HOUSING DEVELOPMENT ORGANIZATION (CHDO)**	**Function: HOME Special Project**				**District: Citywide**	
Provide HOME grant funds to nonprofit organizations developing affordable housing properties.							
Land Acquisition		1,058,724	1,058,724	1,058,724	1,058,724	1,058,724	5,293,620
Project Total		**$1,058,724**	**$1,058,724**	**$1,058,724**	**$1,058,724**	**$1,058,724**	**$5,293,620**
Operating Grants - HOME		1,058,724	1,058,724	1,058,724	1,058,724	1,058,724	5,293,620
Funding Total		**$1,058,724**	**$1,058,724**	**$1,058,724**	**$1,058,724**	**$1,058,724**	**$5,293,620**

Housing

Project No.	*Project Title*	*2010-11*	*2011-12*	*2012-13*	*2013-14*	*2014-15*	*Total*
AH30300001	**4530 N CENTRAL/NACI**	**Function: HOME Special Project**				**District: 4**	
Provide HOME grant funds to acquire land for the Native American Connections, Inc. 65-unit affordable housing apartment complex.							
Land Acquisition		3,000,000	-	-	-	-	3,000,000
	Project Total	**$3,000,000**	-	-	-	-	**$3,000,000**
Operating Grants - HOME		3,000,000	-	-	-	-	3,000,000
	Funding Total	**$3,000,000**	-	-	-	-	**$3,000,000**
AH30400000	HOME PROGRAM INCOME PROJECTS	Function: HOME Special Project				District: Citywide	
Provide HOME grant funds to nonprofit organizations developing affordable housing properties.							
Land Acquisition		2,000,000	2,000,000	2,000,000	2,000,000	2,000,000	10,000,000
	Project Total	**$2,000,000**	**$2,000,000**	**$2,000,000**	**$2,000,000**	**$2,000,000**	**$10,000,000**
Operating Grants - HOME - Income		2,000,000	2,000,000	2,000,000	2,000,000	2,000,000	10,000,000
	Funding Total	**$2,000,000**	**$2,000,000**	**$2,000,000**	**$2,000,000**	**$2,000,000**	**$10,000,000**
AH30400001	**OASIS APARTMENTS 1501 GRAND AVE**	**Function: HOME Special Project**				**District: 7**	
Provide HOME grant funds for the rehabilitation of the Oasis Motel into a 60-unit affordable housing property.							
Construction		3,000,000	-	-	-	-	3,000,000
	Project Total	**$3,000,000**	-	-	-	-	**$3,000,000**
Operating Grants - HOME - Income		3,000,000	-	-	-	-	3,000,000
	Funding Total	**$3,000,000**	-	-	-	-	**$3,000,000**
AH30400002	**VICTORY PLACE II 294**	**Function: HOME Special Project**				**District: 8**	
Complete construction of a 20-unit single room occupancy complex providing permanent supportive housing for homeless veterans.							
Construction		136,544	-	-	-	-	136,544
	Project Total	**$136,544**	-	-	-	-	**$136,544**
Operating Grants - HOME - Income		136,544	-	-	-	-	136,544
	Funding Total	**$136,544**	-	-	-	-	**$136,544**
AH30400007	**FOUNDATION FOR SENIOR LIVING**	**Function: HOME Special Project**				**District: 2**	
Provide HOME grant funds to construct 14 units of transitional supportive housing for families participating in The Bridge Program.							
Construction		1,281,244	-	-	-	-	1,281,244
	Project Total	**$1,281,244**	-	-	-	-	**$1,281,244**
Operating Grants - HOME - Income		1,281,244	-	-	-	-	1,281,244
	Funding Total	**$1,281,244**	-	-	-	-	**$1,281,244**
AH30400008	**REHOBOTH**	**Function: HOME Special Project**				**District: 4**	
Provide HOME grant funds to construct a 47-unit affordable housing apartment complex.							
Construction		950,000	-	-	-	-	950,000
	Project Total	**$950,000**	-	-	-	-	**$950,000**
Operating Grants - HOME - Income		950,000	-	-	-	-	950,000
	Funding Total	**$950,000**	-	-	-	-	**$950,000**

Housing

Project No.	*Project Title*	*2010-11*	*2011-12*	*2012-13*	*2013-14*	*2014-15*	*Total*
CM24500024	**11TH AVE RAILROAD**	**Function: Hope VI - Phase 5**				**District: 8**	
Construct street improvements, relocate utilities and purchase right-of-way near railroad track along 11th Avenue.							
Construction		2,522,000	-	-	-	-	2,522,000
Project Total		**$2,522,000**	-	-	-	-	**$2,522,000**
2006 Street Improvement and Storm Sewer Bonds		2,522,000	-	-	-	-	2,522,000
Funding Total		**$2,522,000**	-	-	-	-	**$2,522,000**
CM25100001	**KROHN WEST ADMINISTRATION - PHASE 1**	**Function: Hope VI Krohn West - Phase 1**				**District: 8**	
Charges for city staff support of Krohn West HOPE VI project.							
Other		183,400	92,027	-	-	-	275,427
Project Total		**$183,400**	**$92,027**	-	-	-	**$275,427**
HOPE VI Grant - Public Housing		183,400	92,027	-	-	-	275,427
Funding Total		**$183,400**	**$92,027**	-	-	-	**$275,427**
CM25100004	**KROHN WEST COMMUNITY AND SUPPORT SERVICES - PHASE 1**	**Function: Hope VI Krohn West - Phase 1**				**District: 8**	
Provide case management and supportive services to Krohn West HOPE VI residents throughout Phase 1.							
Other		205,375	95,055	-	-	-	300,430
Project Total		**$205,375**	**$95,055**	-	-	-	**$300,430**
HOPE VI Grant - Public Housing		205,375	95,055	-	-	-	300,430
Funding Total		**$205,375**	**$95,055**	-	-	-	**$300,430**
CM25100012	**KROHN WEST ENVIRONMENTAL - PHASE 1**	**Function: Hope VI Krohn West - Phase 1**				**District: 8**	
Environmental costs associated with demolition site preparation for Phase 1 of Krohn West HOPE VI project.							
Study		8,000	-	-	-	-	8,000
Project Total		**$8,000**	-	-	-	-	**$8,000**
HOPE VI Grant - Public Housing		8,000	-	-	-	-	8,000
Funding Total		**$8,000**	-	-	-	-	**$8,000**
CM25100013	**KROHN WEST DEMOLITION - PHASE 1**	**Function: Hope VI Krohn West - Phase 1**				**District: 8**	
Demolish 76 units of existing Krohn West site as part of predevelopment activities for the Phase 1 Krohn West HOPE VI project.							
Construction		278,105	-	-	-	-	278,105
Project Total		**$278,105**	-	-	-	-	**$278,105**
HOPE VI Grant - Public Housing		278,105	-	-	-	-	278,105
Funding Total		**$278,105**	-	-	-	-	**$278,105**
CM25100014	**KROHN WEST SITE PREPARATION - PHASE 1**	**Function: Hope VI Krohn West - Phase 1**				**District: 8**	
Provide for mass grading, infrastructure and underground utility costs for Phase 1 of Krohn West HOPE VI project.							
Construction		2,054,200	1,460,200	-	-	-	3,514,400
Project Total		**$2,054,200**	**$1,460,200**	-	-	-	**$3,514,400**
Proceeds Sales of Public Housing Units		357,000	50,000	-	-	-	407,000
HOPE VI Grant - Public Housing		947,200	1,410,200	-	-	-	2,357,400
2006 Affordable Housing & Neighborhood Revitalization Bonds		750,000	-	-	-	-	750,000
Funding Total		**$2,054,200**	**$1,460,200**	-	-	-	**$3,514,400**

Housing

Project No.	*Project Title*	*2010-11*	*2011-12*	*2012-13*	*2013-14*	*2014-15*	*Total*
CM25100101	**KROHN WEST CONSTRUCTION ADMINISTRATION - PHASE 1**	**Function: Hope VI Krohn West - Phase 1**				**District: 8**	
Consultant, engineering and legal fees, site plan development and construction management for Phase 1 of Krohn West HOPE VI project.							
Other		31,400	26,400	-	-	-	57,800
	Project Total	**$31,400**	**$26,400**	-	-	-	**$57,800**
HOPE VI Grant - Public Housing		31,400	26,400	-	-	-	57,800
	Funding Total	**$31,400**	**$26,400**	-	-	-	**$57,800**
CM25100102	**KROHN WEST DEVELOPMENT - PHASE 1**	**Function: Hope VI Krohn West - Phase 1**				**District: 8**	
Design and construction costs for 83 rental units comprising Phase 1 of Krohn West HOPE VI project.							
Design		208,000	-	-	-	-	208,000
Construction		3,123,800	2,822,800	-	-	-	5,946,600
	Project Total	**$3,331,800**	**$2,822,800**	-	-	-	**$6,154,600**
Proceeds Sales of Public Housing Units		1,000,000	720,000	-	-	-	1,720,000
HOPE VI Grant - Public Housing		1,831,800	2,102,800	-	-	-	3,934,600
2006 Affordable Housing & Neighborhood Revitalization Bonds		500,000	-	-	-	-	500,000
	Funding Total	**$3,331,800**	**$2,822,800**	-	-	-	**$6,154,600**
CM25200001	**KROHN WEST ADMINISTRATION - PHASE 2**	**Function: Hope VI Krohn West - Phase 2**				**District: 8**	
Charges for city staff support of Krohn West HOPE VI project.							
Other		-	27,000	-	-	-	27,000
	Project Total	-	**$27,000**	-	-	-	**$27,000**
HOPE VI Grant - Public Housing		-	27,000	-	-	-	27,000
	Funding Total	-	**$27,000**	-	-	-	**$27,000**
CM25200004	**KROHN WEST COMMUNITY AND SUPPORT SERVICES - PHASE 2**	**Function: Hope VI Krohn West - Phase 2**				**District: 8**	
Provide case management and supportive services to Krohn West HOPE VI residents throughout Phase 2.							
Other		-	-	54,000	-	-	54,000
	Project Total	-	-	**$54,000**	-	-	**$54,000**
HOPE VI Grant - Public Housing		-	-	54,000	-	-	54,000
	Funding Total	-	-	**$54,000**	-	-	**$54,000**
CM25200014	**KROHN WEST SITE PREPARATION - PHASE 2**	**Function: Hope VI Krohn West - Phase 2**				**District: 8**	
Provide for mass grading, infrastructure and underground utility costs for Phase 2 of Krohn West HOPE VI project.							
Construction		-	67,000	-	-	-	67,000
	Project Total	-	**$67,000**	-	-	-	**$67,000**
HOPE VI Grant - Public Housing		-	67,000	-	-	-	67,000
	Funding Total	-	**$67,000**	-	-	-	**$67,000**
CM25200102	**KROHN WEST DEVELOPMENT - PHASE 2**	**Function: Hope VI Krohn West - Phase 2**				**District: 8**	
Construction costs for 15 home ownership units comprising Phase 2 of Krohn West HOPE VI project.							
Construction		-	2,450,000	-	-	-	2,450,000
	Project Total	-	**$2,450,000**	-	-	-	**$2,450,000**
Operating Grants - HOME - Income		-	2,000,000	-	-	-	2,000,000
HOPE VI Grant - Public Housing		-	450,000	-	-	-	450,000
	Funding Total	-	**$2,450,000**	-	-	-	**$2,450,000**

Housing

Project No.	*Project Title*	*2010-11*	*2011-12*	*2012-13*	*2013-14*	*2014-15*	*Total*
AH20100027	**ROOSEVELT COMMONS**		**Function: Multifamily Acquisition**			**District: 7**	
Complete the rehabilitation of the 48-unit Roosevelt Commons apartments including 22 affordable housing units.							
Construction		250,000	-	-	-	-	250,000
Project Total		**$250,000**	-	-	-	-	**$250,000**
2006 Affordable Housing & Neighborhood Revitalization Bonds		250,000	-	-	-	-	250,000
Funding Total		$250,000	-	-	-	-	$250,000
AH20100028	**NEIGHBORHOOD STABILIZATION**		**Function: Multifamily Acquisition**			**District: Citywide**	
Program grant funds to acquire and rehabilitate foreclosed properties.							
Land Acquisition		15,867,086	-	-	-	-	15,867,086
Project Total		**$15,867,086**	-	-	-	-	**$15,867,086**
		15,867,086	-	-	-	-	15,867,086
Funding Total		**$15,867,086**	-	-	-	-	**$15,867,086**
AH20100030	**ROYAL SUITES - AHI**		**Function: Multifamily Acquisition**			**District: 1**	
Provide funding to acquire and rehabilitate the 80-unit Royal Suites apartments to serve homeless men, women and small families.							
Land Acquisition		1,892,000	-	-	-	-	1,892,000
Project Total		**$1,892,000**	-	-	-	-	**$1,892,000**
Neighborhood Stabilization Program		1,892,000	-	-	-	-	1,892,000
Funding Total		**$1,892,000**	-	-	-	-	**$1,892,000**
AH20100031	**HOUSING FIRST PROJECT DEVELOPMENT**		**Function: Multifamily Acquisition**			**District: 4**	
Provide funding for acquisition of a site and new construction of approximately 54 rental units for very-low income homeless persons and families in Phoenix.							
Construction		4,000,000	-	-	-	-	4,000,000
Project Total		**$4,000,000**	-	-	-	-	**$4,000,000**
2006 Libraries, Youth, Senior & Cultural Facilities Bonds		1,000,000	-	-	-	-	1,000,000
2006 Affordable Housing & Neighborhood Revitalization Bonds		3,000,000	-	-	-	-	3,000,000
Funding Total		**$4,000,000**	-	-	-	-	**$4,000,000**
AH20300001	**CHRYSALIS SHELTER ADDITION**		**Function: Nonprofit Projects**			**District: 3**	
Develop a shelter facility for victims of domestic violence and their children.							
Land Acquisition		550,000	-	-	-	-	550,000
Project Total		**$550,000**	-	-	-	-	**$550,000**
Community Development Block Grant		550,000	-	-	-	-	550,000
Funding Total		**$550,000**	-	-	-	-	**$550,000**
AH20630001	**PUBLIC HOUSING MODERNIZATION**		**Function: Public Housing Modernization**			**District: Citywide**	
Install air conditioning units in Public Housing.							
Construction		-	-	77,021	-	-	77,021
Project Total		-	-	**$77,021**	-	-	**$77,021**
2006 Affordable Housing & Neighborhood Revitalization Bonds		-	-	77,021	-	-	77,021
Funding Total		-	-	$77,021	-	-	$77,021

Housing

Project No.	Project Title	2010-11	2011-12	2012-13	2013-14	2014-15	Total
AH20620001	**RENTAL HOUSING DEVELOPMENT LOAN PROGRAM**	**Function: Rental Housing Development**				**District: Citywide**	
Provide a new loan program to increase affordable properties.							
Other		-	-	2,019,442	-	-	2,019,442
Project Total		-	-	$2,019,442	-	-	$2,019,442
2006 Affordable Housing & Neighborhood Revitalization Bonds		-	-	2,019,442	-	-	2,019,442
Funding Total		-	-	$2,019,442	-	-	$2,019,442
AH20111000	**HOPE VI - SENIOR HOUSING**	**Function: Senior Housing Acquisition**				**District: 8**	
Renovate senior housing at the HOPE VI Project.							
Construction		1,000,000	-	-	-	-	1,000,000
Project Total		**$1,000,000**	-	-	-	-	**$1,000,000**
Proceeds Sales of Public Housing Units		1,000,000	-	-	-	-	1,000,000
Funding Total		**$1,000,000**	-	-	-	-	**$1,000,000**
AH10120080	**SUNNYSLOPE MANOR IMPROVEMENTS**	**Function: Senior Housing Modernization**				**District: 3**	
Construct remodeling projects at Sunnyslope Manor senior housing site.							
Construction		2,560,000	-	-	-	-	2,560,000
Project Total		**$2,560,000**	-	-	-	-	**$2,560,000**
Sunnyslope Operating		2,560,000	-	-	-	-	2,560,000
Funding Total		**$2,560,000**	-	-	-	-	**$2,560,000**
AH10120091	**FILLMORE GARDENS IMPROVEMENTS**	**Function: Senior Housing Modernization**				**District: 8**	
Construct improvements at Fillmore Gardens senior housing site.							
Construction		2,260,000	-	-	-	-	2,260,000
Project Total		**$2,260,000**	-	-	-	-	**$2,260,000**
Fillmore Garden Operating		2,260,000	-	-	-	-	2,260,000
Funding Total		**$2,260,000**	-	-	-	-	**$2,260,000**
AH20400003	**1718 E ROESER/GRANDFAMILIES PLACE**	**Function: Special Needs**				**District: 8**	
Provide HOME grant funds to acquire land and develop a 52-unit affordable housing complex.							
Land Acquisition		2,193,911	-	-	-	-	2,193,911
Project Total		**$2,193,911**	-	-	-	-	**$2,193,911**
Operating Grants - HOME - Income		2,193,911	-	-	-	-	2,193,911
Funding Total		**$2,193,911**	-	-	-	-	**$2,193,911**
AH20400004	**CAMPAIGE PLACE**	**Function: Special Needs**				**District: 8**	
Provide HOME grant funds to acquire the 302-unit Campaige Place Apartments to preserve workforce housing units.							
Land Acquisition		1,500,000	-	-	-	-	1,500,000
Project Total		**$1,500,000**	-	-	-	-	**$1,500,000**
Operating Grants - HOME - Income		1,500,000	-	-	-	-	1,500,000
Funding Total		**$1,500,000**	-	-	-	-	**$1,500,000**

Housing

Project No.	*Project Title*	*2010-11*	*2011-12*	*2012-13*	*2013-14*	*2014-15*	*Total*
AH20400007	**PINE CREST**		**Function: Special Needs**			**District: 8**	
Acquire the 264-unit Pine Crest apartment complex to preserve affordable housing units.							
Land Acquisition		1,500,000	-	-	-	-	1,500,000
	Project Total	**$1,500,000**	-	-	-	-	**$1,500,000**
Neighborhood Stabilization Program		767,086	-	-	-	-	767,086
		732,914	-	-	-	-	732,914
	Funding Total	$1,500,000	-	-	-	-	$1,500,000
AH20400008	**FRANK LUKE ADDITION - H6**		**Function: Special Needs**			**District: 8**	
Demolish and redevelop the Frank Luke Addition public housing site to provide 250 mixed-income rental units.							
Construction		6,000,000	-	-	-	-	6,000,000
	Project Total	**$6,000,000**	-	-	-	-	**$6,000,000**
2006 Affordable Housing & Neighborhood Revitalization Bonds		6,000,000	-	-	-	-	6,000,000
	Funding Total	**$6,000,000**	-	-	-	-	**$6,000,000**
AR63000007	**HOPE VI STREET PROJECTS**		**Function: Percent for Art**			**District: 8**	
Develop public art projects in conjunction with HOPE VI street projects.							
Construction		-	48,910	-	-	-	48,910
	Project Total	-	**$48,910**	-	-	-	**$48,910**
2006 Street Improvement and Storm Sewer Bonds		-	48,910	-	-	-	48,910
	Funding Total	-	**$48,910**	-	-	-	**$48,910**
AR88000005	**MATTHEW A. HENSON/HOPE VI HOUSING PROJECT PERCENT FOR ART**		**Function: Percent for Art**			**District: 8**	
Design and fabricate gates and fences for community gardens at the site.							
Construction		262,200	-	-	-	-	262,200
	Project Total	**$262,200**	-	-	-	-	**$262,200**
Nonprofit Corp Bonds - Water		172,000	-	-	-	-	172,000
2006 Affordable Housing & Neighborhood Revitalization Bonds		90,200	-	-	-	-	90,200
	Funding Total	**$262,200**	-	-	-	-	**$262,200**

Human Services

The $21.8 million Human Services program is funded with 2001 and 2006 bonds and provides for design and construction of the Southwest Family Services Center, the 51st Avenue Senior Center, and the purchase of land for the 16th Street Senior Center.

In addition, there are two nonprofit projects:

- Native American Connections Business and Cultural Center
- Southwest Center for HIV/AIDS Community Service Center

Human Services

Capital Improvement Program Summary

Project Summary	2010-11	2011-12	2012-13	2013-14	2014-15	Total
Community Services Projects	976,461	-	5,806,089	-	-	6,782,550
Lease Purchase	375,000	-	-	-	-	375,000
Nonprofit Projects	692	3,605,000	1,911,593	-	-	5,517,285
Senior Services Projects	4,930,154	-	4,133,540	-	-	9,063,694
Percent for Art	5,000	-	84,500	-	-	89,500
Total	**$6,287,307**	**$3,605,000**	**$11,935,722**	-	-	**$21,828,029**
Source of Funds						
Bond Funds						
2001 Bonds	950,000	-	5,846,259	-	-	6,796,259
2006 Bonds	4,762,307	3,605,000	6,059,463	-	-	14,426,770
Nonprofit Corporation Bonds - General Government	375,000	-	-	-	-	375,000
Nonprofit Corporation Bonds - Wastewater	-	-	30,000	-	-	30,000
Total Bond Funds	**$6,087,307**	**$3,605,000**	**$11,935,722**	-	-	**$21,628,029**
Other Financing						
Capital Grants	200,000	-	-	-	-	200,000
Total Other Financing	**$200,000**	-	-	-	-	**$200,000**
Total Sources of Funds	**$6,287,307**	**$3,605,000**	**$11,935,722**	-	-	**$21,828,029**

Human Services

Project No.	*Project Title*	*2010-11*	*2011-12*	*2012-13*	*2013-14*	*2014-15*	*Total*
HS80050005	**NORTH FAMILY SERVICES CENTER**	**Function: Community Services Projects**				**District: 2**	
Design and construct the North Family Services Center.							
Design		-	-	412,546	-	-	412,546
Construction		-	-	229,447	-	-	229,447
	Project Total	-	-	**$641,993**	-	-	**$641,993**
2001 Senior and Family Service Centers Bonds		-	-	641,993	-	-	641,993
	Funding Total	-	-	**$641,993**	-	-	**$641,993**
HS80050007	**SOUTHWEST FAMILY SERVICES CENTER**	**Function: Community Services Projects**				**District: 7**	
Construct the Southwest Family Services Center.							
Estimated full-year ongoing operating costs: $2,577,740							
Equipment		-	-	40,000	-	-	40,000
Design		-	-	500,000	-	-	500,000
Construction		-	-	4,408,712	-	-	4,408,712
	Project Total	-	-	**$4,948,712**	-	-	**$4,948,712**
2001 Senior and Family Service Centers Bonds		-	-	4,948,712	-	-	4,948,712
	Funding Total	-	-	**$4,948,712**	-	-	**$4,948,712**
HS80050009	**HOMELESS - UMOM**	**Function: Community Services Projects**				**District: 8**	
Assist with a project to purchase and renovate an existing motel into a homeless shelter.							
Construction		-	-	215,384	-	-	215,384
	Project Total	-	-	**$215,384**	-	-	**$215,384**
2001 Senior and Family Service Centers Bonds		-	-	215,384	-	-	215,384
	Funding Total	-	-	**$215,384**	-	-	**$215,384**
HS80150001	**EMERGENCY HOMELESS SHELTER**	**Function: Community Services Projects**				**District: 8**	
Final costs of renovating Watkins Homeless Shelter.							
Construction		276,461	-	-	-	-	276,461
	Project Total	**$276,461**	-	-	-	-	**$276,461**
2006 Libraries, Youth, Senior & Cultural Facilities Bonds		26,461	-	-	-	-	26,461
2001 Senior and Family Service Centers Bonds		250,000	-	-	-	-	250,000
	Funding Total	**$276,461**	-	-	-	-	**$276,461**
HS80590000	**HOMELESS-CHRYSALIS EMERGENCY SHELTER**	**Function: Community Services Projects**				**District: 3**	
Construct renovations to Homeless-Chrysalis Emergency Shelter.							
Estimated full-year ongoing operating costs: $153,000							
Construction		700,000	-	-	-	-	700,000
	Project Total	**$700,000**	-	-	-	-	**$700,000**
2001 Affordable Housing & Homeless Shelter Bonds		700,000	-	-	-	-	700,000
	Funding Total	**$700,000**	-	-	-	-	**$700,000**
HS99990002	**SENIOR TRANSPORTATION VEHICLES**	**Function: Lease Purchase**				**District: Citywide**	
Purchase replacement vehicles.							
Equipment		375,000	-	-	-	-	375,000
	Project Total	**$375,000**	-	-	-	-	**$375,000**
2010 Human Services Lease Purchase		375,000	-	-	-	-	375,000
	Funding Total	**$375,000**	-	-	-	-	**$375,000**

Human Services

Project No.	*Project Title*	*2010-11*	*2011-12*	*2012-13*	*2013-14*	*2014-15*	*Total*
HS99000002	**NATIVE AMERICAN GUIDING STAR TREATMENT CENTER**	**Function: Nonprofit Projects**				**District: 8**	
Complete upgrade of the chiller/boiler system, sewer, playground, security system, and restrooms.							
Construction		692	-	-	-	-	692
Project Total		**$692**	-	-	-	-	**$692**
2006 Libraries, Youth, Senior & Cultural Facilities Bonds		692	-	-	-	-	692
Funding Total		**$692**	-	-	-	-	**$692**
HS99000003	**NATIVE AMERICAN BUSINESS AND CULTURAL CENTER**	**Function: Nonprofit Projects**				**District: Citywide**	
Assist with a project to co-locate Native American Connections, Phoenix Indian Center and Native Health to provide human services in one central location.							
Land Acquisition		-	-	941,000	-	-	941,000
Project Total		-	-	**$941,000**	-	-	**$941,000**
2006 Libraries, Youth, Senior & Cultural Facilities Bonds		-	-	941,000	-	-	941,000
Funding Total		-	-	**$941,000**	-	-	**$941,000**
HS99000004	**VALLE DEL SOL COMBINED SERVICES CENTER**	**Function: Nonprofit Projects**				**District: 4**	
Purchase and renovate an existing, centrally located, three story building with approximately 22,000 square feet to consolidate services currently provided at multiple locations.							
Land Acquisition		-	-	970,593	-	-	970,593
Project Total		-	-	**$970,593**	-	-	**$970,593**
2006 Libraries, Youth, Senior & Cultural Facilities Bonds		-	-	970,593	-	-	970,593
Funding Total		-	-	**$970,593**	-	-	**$970,593**
HS99000005	**SOUTHWEST CENTER FOR HIV/AIDS COMMUNITY SERVICE CENTER**	**Function: Nonprofit Projects**				**District: Citywide**	
Assist with a project to purchase or construct a 30,000 square foot building. The center will house a collaboration community services/wellness and research center.							
Land Acquisition		-	3,605,000	-	-	-	3,605,000
Project Total		-	**$3,605,000**	-	-	-	**$3,605,000**
2006 Libraries, Youth, Senior & Cultural Facilities Bonds		-	3,605,000	-	-	-	3,605,000
Funding Total		-	**$3,605,000**	-	-	-	**$3,605,000**
HS60050001	**51ST AVE SENIOR CENTER**	**Function: Senior Services Projects**				**District: 7**	
Design and construct a new 12,000 square foot multi-purpose senior center to be located adjacent to the new Southwest Family Services Center.							
Estimated full-year ongoing operating costs: $920,000							
Equipment		-	-	994,000	-	-	994,000
Design		-	-	397,980	-	-	397,980
Construction		-	-	1,097,560	-	-	1,097,560
Project Total		-	-	**$2,489,540**	-	-	**$2,489,540**
2006 Libraries, Youth, Senior & Cultural Facilities Bonds		-	-	2,489,540	-	-	2,489,540
Funding Total		-	-	**$2,489,540**	-	-	**$2,489,540**

Human Services

Project No.	*Project Title*	*2010-11*	*2011-12*	*2012-13*	*2013-14*	*2014-15*	*Total*
HS60050002	**16TH ST SENIOR CENTER**		**Function: Senior Services Projects**			**District: 6**	
Purchase land for construction of a 12,000 square foot multipurpose senior center near 16th Street and Ocotillo Road.							
Land Acquisition		-	-	1,644,000	-	-	1,644,000
	Project Total	-	-	**$1,644,000**	-	-	**$1,644,000**
2006 Libraries, Youth, Senior & Cultural Facilities Bonds		-	-	1,644,000	-	-	1,644,000
	Funding Total	-	-	**$1,644,000**	-	-	**$1,644,000**
HS60050003	**HELEN DRAKE SENIOR CENTER**		**Function: Senior Services Projects**			**District: 5**	
Relocate the Manzanita Senior Center.							
Equipment		646,000	-	-	-	-	646,000
Construction		4,284,154	-	-	-	-	4,284,154
	Project Total	**$4,930,154**	-	-	-	-	**$4,930,154**
ADEQ - Grant		200,000	-	-	-	-	200,000
2006 Libraries, Youth, Senior & Cultural Facilities Bonds		4,730,154	-	-	-	-	4,730,154
	Funding Total	**$4,930,154**	-	-	-	-	**$4,930,154**
AR89000003	**SOUTHWEST FAMILY SERVICE CENTER PERCENT FOR ART**		**Function: Percent for Art**			**District: 7**	
Design and install a terrazzo floor for the new center at 51st Avenue and Lower Buckeye Road.							
Construction		-	-	84,500	-	-	84,500
	Project Total	-	-	**$84,500**	-	-	**$84,500**
Nonprofit Corp Bonds - Wastewater		-	-	30,000	-	-	30,000
2006 Libraries, Youth, Senior & Cultural Facilities Bonds		-	-	14,330	-	-	14,330
2001 Senior and Family Service Centers -%Art		-	-	40,170	-	-	40,170
	Funding Total	-	-	**$84,500**	-	-	**$84,500**
AR89000005	**FAMILY SHELTER TERRAZZO**		**Function: Percent for Art**			**District: 8**	
Complete installation of an artist-designed terrazzo floor for the Watkins Family Shelter							
Construction		5,000	-	-	-	-	5,000
	Project Total	**$5,000**	-	-	-	-	**$5,000**
2006 Libraries, Youth, Senior & Cultural Facilities Bonds		5,000	-	-	-	-	5,000
	Funding Total	**$5,000**	-	-	-	-	**$5,000**

Information Technology

The $35.8 million Information Technology program is funded with 2001 and 2006 bonds; nonprofit corporation bonds; Aviation, Development Services, Solid Waste Disposal, Water, and Wastewater revenues; General funds and other restricted funds. Projects planned for 2006 bond funding include the following:

- Acquire electronic equipment to provide improved customer service
- Design, construct and equip an alternate information technology operations center
- Deploy voice/data convergence-ready equipment to upgrade and enhance staff connectivity
- Improve the city's Geographic Information System

Information Technology

Capital Improvement Program Summary

Project Summary	2010-11	2011-12	2012-13	2013-14	2014-15	Total
Communications	9,984,313	6,000,000	-	-	-	15,984,313
GIS	-	-	1,292,888	550,000	-	1,842,888
Network Support	-	1,451,127	1,137,165	-	-	2,588,292
Phoenix Web	-	-	1,060,000	-	-	1,060,000
Technology Management	2,500,001	2,510,297	1,031,647	953,254	746,746	7,741,945
Telecommunications	700,000	1,200,000	1,200,000	1,200,000	1,200,000	5,500,000
Telephone Services	-	104,470	-	-	-	104,470
Election Projects	-	-	595,000	-	-	595,000
Tax and License System	365,427	-	-	-	-	365,427
Total	**$13,549,741**	**$11,265,894**	**$6,316,700**	**$2,703,254**	**$1,946,746**	**$35,782,335**
Source of Funds						
Operating Funds						
Aviation	524,956	503,361	209,991	224,271	228,030	1,690,609
Development Services	-	65,934	55,040	58,780	263,503	443,257
General Funds	-	1,200,000	1,200,000	1,200,000	1,200,000	4,800,000
Operating Grants	1,499,965	-	-	-	-	1,499,965
Other Restricted Funds	6,025,181	6,000,000	-	-	-	12,025,181
Solid Waste Operating	62,591	59,970	25,018	26,718	27,183	201,480
Wastewater Operating	262,478	251,681	104,996	112,136	114,015	845,306
Water Operating	262,478	251,681	104,996	112,136	114,015	845,306
Total Operating Funds	**$8,637,649**	**$8,332,627**	**$1,700,041**	**$1,734,041**	**$1,946,746**	**$22,351,104**
Bond Funds						
2001 Bonds	100,291	104,470	231,945	-	-	436,706
2006 Bonds	3,746,374	2,828,797	3,884,714	969,213	-	11,429,098
Nonprofit Corporation Bonds - General Government	1,065,427	-	500,000	-	-	1,565,427
Total Bond Funds	**$4,912,092**	**$2,933,267**	**$4,616,659**	**$969,213**	**-**	**$13,431,231**
Total Sources of Funds	**$13,549,741**	**$11,265,894**	**$6,316,700**	**$2,703,254**	**$1,946,746**	**$35,782,335**

Information Technology

Project No.	*Project Title*	*2010-11*	*2011-12*	*2012-13*	*2013-14*	*2014-15*	*Total*
IT20200001	**PUBLIC SAFETY AND PUBLIC SERVICE RADIO REPLACEMENT**	**Function: Communications**				**District: Citywide**	
Complete replacement of the City's radio communication system.							
Estimated full-year ongoing operating costs: $1,370,000							
Equipment		100,291	-	-	-	-	100,291
Project Total		**$100,291**	-	-	-	-	**$100,291**
2001 Police, Fire & City Computer Bonds		100,291	-	-	-	-	100,291
Funding Total		**$100,291**	-	-	-	-	**$100,291**
IT20200006	**TEMPE DETAIL DESIGN & IMPLEMENTATION**	**Function: Communications**				**District: Citywide**	
Complete installation of infrastructure needed to add Tempe and Apache Junction to the Phoenix Regional Wireless Network.							
Equipment		25,181	-	-	-	-	25,181
Project Total		**$25,181**	-	-	-	-	**$25,181**
800Mhz (PRWN)-Other Cities Contrib		25,181	-	-	-	-	25,181
Funding Total		**$25,181**	-	-	-	-	**$25,181**
IT20200008	**PUBLIC SAFETY INTEROPERABLE COMMUNICATIONS (PSIC) HIGH SITES**	**Function: Communications**				**District: Citywide**	
Install infrastructure needed to expand Phoenix Regional Wireless Network (PRWN) and provide interoperability with other non-PRWN 700/800 MHz radio users.							
Equipment		1,499,965	-	-	-	-	1,499,965
Project Total		**$1,499,965**	-	-	-	-	**$1,499,965**
Emergency Management Operating Grants		1,499,965	-	-	-	-	1,499,965
Funding Total		**$1,499,965**	-	-	-	-	**$1,499,965**
IT20200009	**REGIONAL WIRELESS COOPERATIVE CONNECTIVITY**	**Function: Communications**				**District: Citywide**	
Transition other cities onto the Regional Wireless Cooperative (RWC) radio system.							
Equipment		6,000,000	6,000,000	-	-	-	12,000,000
Project Total		**$6,000,000**	**$6,000,000**	-	-	-	**$12,000,000**
800Mhz (PRWN)-Other Cities Contrib		6,000,000	6,000,000	-	-	-	12,000,000
Funding Total		**$6,000,000**	**$6,000,000**	-	-	-	**$12,000,000**
IT20201100	**PRWN COVERAGE ENHANCEMENTS POLICE**	**Function: Communications**				**District: Citywide**	
Complete Phoenix Regional Wireless Network coverage enhancements for public safety.							
Estimated full-year ongoing operating costs: $189,000							
Equipment		2,005,863	-	-	-	-	2,005,863
Project Total		**$2,005,863**	-	-	-	-	**$2,005,863**
2006 Police, Fire, and Homeland Security Bonds		2,005,863	-	-	-	-	2,005,863
Funding Total		**$2,005,863**	-	-	-	-	**$2,005,863**
IT20201101	**INTER OPERABILITY CAPACITY**	**Function: Communications**				**District: Citywide**	
Install infrastructure needed to bring other governmental entities into the Phoenix Region Wireless Network.							
Equipment		353,013	-	-	-	-	353,013
Project Total		**$353,013**	-	-	-	-	**$353,013**
2006 Police, Fire, and Homeland Security Bonds		353,013	-	-	-	-	353,013
Funding Total		**$353,013**	-	-	-	-	**$353,013**

Information Technology

Project No.	*Project Title*	*2010-11*	*2011-12*	*2012-13*	*2013-14*	*2014-15*	*Total*
IT40001000	**GIS ENHANCEMENTS**		**Function: GIS**			**District: Citywide**	
Improve the City's Geographic Information System.							
Estimated full-year ongoing operating costs: $13,000							
Equipment		-	-	1,292,888	550,000	-	1,842,888
Project Total		-	-	**$1,292,888**	**$550,000**	-	**$1,842,888**
2006 Technology Bonds		-	-	1,292,888	550,000	-	1,842,888
Funding Total		-	-	**$1,292,888**	**$550,000**	-	**$1,842,888**
IT20101000	**NETWORK CONVERGENCE AND ENHANCEMENTS**		**Function: Network Support**			**District: Citywide**	
Deploy voice/data convergence-ready equipment to upgrade and enhance staff & citizen connectivity.							
Equipment		-	1,451,127	-	-	-	1,451,127
Project Total		-	**$1,451,127**	-	-	-	**$1,451,127**
2006 Technology Bonds		-	1,451,127	-	-	-	1,451,127
Funding Total		-	**$1,451,127**	-	-	-	**$1,451,127**
IT20101100	**IDENTITY MANAGEMENT**		**Function: Network Support**			**District: Citywide**	
Implements processes and technology to secure user identities in City systems.							
Estimated full-year ongoing operating costs: $14,000							
Equipment		-	-	824,995	-	-	824,995
Project Total		-	-	**$824,995**	-	-	**$824,995**
2010 ITS Lease Purchase		-	-	500,000	-	-	500,000
2006 Technology Bonds		-	-	124,696	-	-	124,696
2001 Police, Fire & City Computer Bonds		-	-	200,299	-	-	200,299
Funding Total		-	-	**$824,995**	-	-	**$824,995**
IT20101101	**WIRELESS ACCESS**		**Function: Network Support**			**District: Citywide**	
Secure city wireless infrastructure to establish public broadband hot spots.							
Equipment		-	-	312,170	-	-	312,170
Project Total		-	-	**$312,170**	-	-	**$312,170**
2006 Technology Bonds		-	-	312,170	-	-	312,170
Funding Total		-	-	**$312,170**	-	-	**$312,170**
IT10101000	**E-GOVERNMENT ENHANCEMENTS**		**Function: Phoenix Web**			**District: Citywide**	
Provide improved customer service by integrating e-government telephone & online services.							
Estimated full-year ongoing operating costs: $34,000							
Equipment		-	-	1,060,000	-	-	1,060,000
Project Total		-	-	**$1,060,000**	-	-	**$1,060,000**
2006 Technology Bonds		-	-	1,060,000	-	-	1,060,000
Funding Total		-	-	**$1,060,000**	-	-	**$1,060,000**
IT10200002	**SECURITY MANAGEMENT**		**Function: Technology Management**			**District: Citywide**	
Acquire information security management software tools and associated hardware.							
Estimated full-year ongoing operating costs: $232,300							
Equipment		-	-	31,646	-	-	31,646
Project Total		-	-	**$31,646**	-	-	**$31,646**
2001 Police, Fire & City Computer Bonds		-	-	31,646	-	-	31,646
Funding Total		-	-	**$31,646**	-	-	**$31,646**

Information Technology

Project No.	*Project Title*	*2010-11*	*2011-12*	*2012-13*	*2013-14*	*2014-15*	*Total*
IT10201000	**BUSINESS DATA LIFECYCLE MANAGEMENT TOOLS**	**Function: Technology Management**				**District: Citywide**	
Enhance the City's ability to continue operations and services within a reasonable time in case of emergency or disaster.							
Estimated full-year ongoing operating costs: $348,000							
Equipment		-	1,313,237	500,000	568,000	132,000	2,513,237
Project Total		**-**	**$1,313,237**	**$500,000**	**$568,000**	**$132,000**	**$2,513,237**
Water Revenues		-	126,000	52,500	59,640	13,860	252,000
Wastewater Revenues		-	126,000	52,500	59,640	13,860	252,000
Solid Waste Revenues		-	30,000	12,500	14,200	3,300	60,000
Sky Harbor Airport Improvement		-	252,000	105,000	119,280	27,720	504,000
Development Services Revenue		-	-	27,500	31,240	73,260	132,000
2006 Technology Bonds		-	779,237	250,000	284,000	-	1,313,237
Funding Total		**-**	**$1,313,237**	**$500,000**	**$568,000**	**$132,000**	**$2,513,237**
IT10201100	**ALTERNATE INFORMATION TECHNOLOGY OPERATIONS CENTER**	**Function: Technology Management**				**District: Citywide**	
Establish a secondary equipment data center to ensure business continuity.							
Estimated full-year ongoing operating costs: $124,000							
Equipment		2,500,001	1,197,060	500,001	385,254	614,746	5,197,062
Project Total		**$2,500,001**	**$1,197,060**	**$500,001**	**$385,254**	**$614,746**	**$5,197,062**
Water Revenues		262,478	125,681	52,496	52,496	100,155	593,306
Wastewater Revenues		262,478	125,681	52,496	52,496	100,155	593,306
Solid Waste Revenues		62,591	29,970	12,518	12,518	23,883	141,480
Sky Harbor Airport Improvement		524,956	251,361	104,991	104,991	200,310	1,186,609
Development Services Revenue		-	65,934	27,540	27,540	190,243	311,257
2006 Technology Bonds		1,387,498	598,433	249,960	135,213	-	2,371,104
Funding Total		**$2,500,001**	**$1,197,060**	**$500,001**	**$385,254**	**$614,746**	**$5,197,062**
IT20200010	**800MHZ RADIOS**	**Function: Telecommunications**				**District: Citywide**	
Purchase replacement 800MHZ radios that have reached their useful life or have become obsolete.							
Equipment		700,000	1,200,000	1,200,000	1,200,000	1,200,000	5,500,000
Project Total		**$700,000**	**$1,200,000**	**$1,200,000**	**$1,200,000**	**$1,200,000**	**$5,500,000**
General Fund		-	1,200,000	1,200,000	1,200,000	1,200,000	4,800,000
2010 ITS Lease Purchase		700,000	-	-	-	-	700,000
Funding Total		**$700,000**	**$1,200,000**	**$1,200,000**	**$1,200,000**	**$1,200,000**	**$5,500,000**
IT20300001	**STABILIZE TELEPHONE SYSTEM**	**Function: Telephone Services**				**District: Citywide**	
Acquire equipment and services to stabilize the City's telephone system.							
Estimated full-year ongoing operating costs: $132,000							
Equipment		-	104,470	-	-	-	104,470
Project Total		**-**	**$104,470**	**-**	**-**	**-**	**$104,470**
2001 Police, Fire & City Computer Bonds		-	104,470	-	-	-	104,470
Funding Total		**-**	**$104,470**	**-**	**-**	**-**	**$104,470**
CK10002006	**ELECTIONS ACCESSIBLE VOTING**	**Function: Election Projects**				**District: Citywide**	
Purchase equipment to expand availability of accessible voting.							
Estimated full-year ongoing operating costs: $3,000							
Equipment		-	-	595,000	-	-	595,000
Project Total		**-**	**-**	**$595,000**	**-**	**-**	**$595,000**
2006 Technology Bonds		-	-	595,000	-	-	595,000
Funding Total		**-**	**-**	**$595,000**	**-**	**-**	**$595,000**

Information Technology

Project No.	*Project Title*	*2010-11*	*2011-12*	*2012-13*	*2013-14*	*2014-15*	*Total*
FA10700002	**TAX AND LICENSE INFORMATION SYSTEM (TALIS) Function: Tax and License System**					**District: Citywide**	
Trailing costs for implementation of a replacement tax and license information system.							
Other		365,427	-	-	-	-	365,427
	Project Total	**$365,427**	-	-	-	-	**$365,427**
General Government Nonprofit Corp Bonds		365,427	-	-	-	-	365,427
	Funding Total	**$365,427**	-	-	-	-	**$365,427**

LIBRARIES

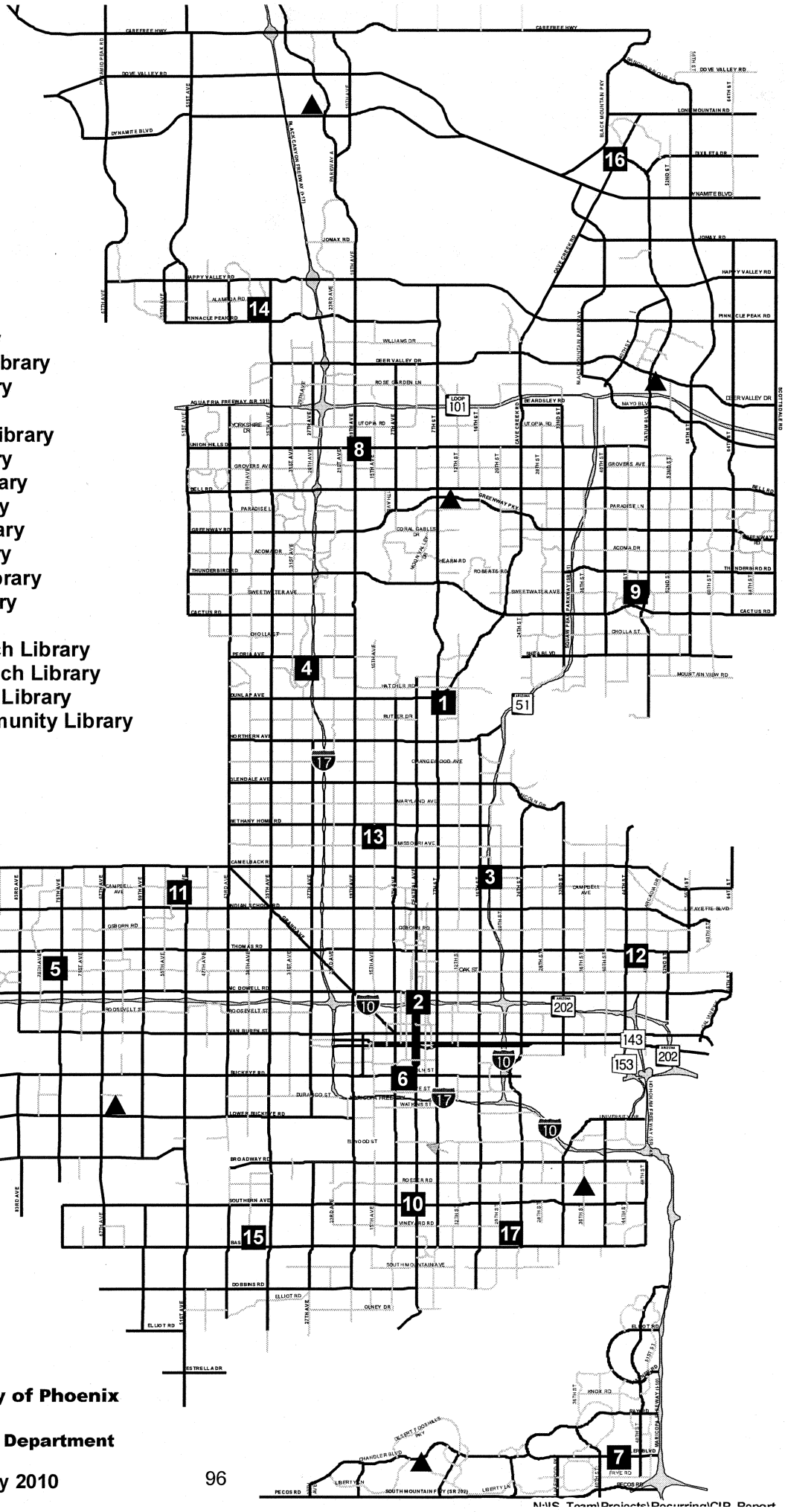

1. Acacia Branch Library
2. Burton Barr Central Library
3. Century Branch Library
4. Cholla Branch Library
5. Desert Sage Branch Library
6. Harmon Branch Library
7. Ironwood Branch Library
8. Juniper Branch Library
9. Mesquite Branch Library
10. Ocotillo Branch Library
11. Palo Verde Branch Library
12. Saguaro Branch Library
13. Yucca Branch Library
14. Agave Regional Branch Library
15. Chavez Regional Branch Library
16. Desert Broom Branch Library
17. South Mountain Community Library

▲ ProposedLibraries

N

0 1 2 3 4

Miles

City of Phoenix

Planning Department

May 2010

N:\IS_Team\Projects\Recurring\CIP_Report

Libraries

The Libraries program totals $24.5 million and is funded with 2001 and 2006 bonds, grant funds, impact fees and General Funds. Projects planned for 2001 and 2006 bond funding include the following:

- Complete the replacement of Harmon branch library
- Complete construction of the South Mountain regional branch library
- Acquire land for a North Gateway branch library
- Replace the central heating and cooling system at Burton Barr Library
- Complete library technology improvements

General funds are proposed to complete improvements to various library branches, including the development of the Workforce Literacy Center at Ocotillo Branch Library. Impact fees are included to design a new library in the Desert View area, to acquire land for a North Gateway branch library and to partially fund the design and construction of an Estrella branch library.

Libraries

Capital Improvement Program Summary

Project Summary	2010-11	2011-12	2012-13	2013-14	2014-15	Total
Branch Libraries	11,233,183	-	10,255,037	200,000	200,000	21,888,220
Central Library	440,000	-	-	100,000	1,900,000	2,440,000
Percent for Art	10,000	-	188,840	-	-	198,840
Total	**$11,683,183**	**-**	**$10,443,877**	**$300,000**	**$2,100,000**	**$24,527,060**
Source of Funds						
Operating Funds						
General Funds	94,000	-	200,000	200,000	200,000	694,000
Operating Grants	500,000	-	-	-	-	500,000
Other Restricted Funds	655,700	-	-	-	-	655,700
Total Operating Funds	**$1,249,700**	**-**	**$200,000**	**$200,000**	**$200,000**	**$1,849,700**
Bond Funds						
2001 Bonds	867,860	-	1,891,459	100,000	1,900,000	4,759,319
2006 Bonds	9,555,623	-	2,470,840	-	-	12,026,463
Nonprofit Corporation Bonds - Water	10,000	-	100,000	-	-	110,000
Total Bond Funds	**$10,433,483**	**-**	**$4,462,299**	**$100,000**	**$1,900,000**	**$16,895,782**
Other Financing						
Impact Fees	-	-	5,781,578	-	-	5,781,578
Total Other Financing	**-**	**-**	**$5,781,578**	**-**	**-**	**$5,781,578**
Total Sources of Funds	**$11,683,183**	**-**	**$10,443,877**	**$300,000**	**$2,100,000**	**$24,527,060**

Libraries

Project No.	*Project Title*	*2010-11*	*2011-12*	*2012-13*	*2013-14*	*2014-15*	*Total*
LS71200007	**BRANCH IMPROVEMENTS**		**Function:**	**Branch Libraries**		**District:**	**Citywide**
Construct improvements to maintain branch libraries to current standards.							
Construction		-	-	200,000	200,000	200,000	600,000
	Project Total	-	-	**$200,000**	**$200,000**	**$200,000**	**$600,000**
Library - General		-	-	200,000	200,000	200,000	600,000
	Funding Total	-	-	**$200,000**	**$200,000**	**$200,000**	**$600,000**
LS71200043	**FUTURE ESTRELLA LIBRARY**		**Function:**	**Branch Libraries**		**District:**	**7**
Partial funding for a new library branch in the Estrella area.							
Design		-	-	700,000	-	-	700,000
Construction		-	-	3,308,588	-	-	3,308,588
	Project Total	-	-	**$4,008,588**	-	-	**$4,008,588**
Impact Fee - Laveen, Libraries		-	-	4,008,588	-	-	4,008,588
	Funding Total	-	-	**$4,008,588**	-	-	**$4,008,588**
LS71200049	**DESERT BROOM BRANCH LIBRARY**		**Function:**	**Branch Libraries**		**District:**	**2**
Construct improvements to the Desert Broom Branch Library near Tatum Boulevard and Cave Creek Road.							
Construction		15,000	-	-	-	-	15,000
	Project Total	**$15,000**	-	-	-	-	**$15,000**
Library-Misc Contributions/Fees		15,000	-	-	-	-	15,000
	Funding Total	**$15,000**	-	-	-	-	**$15,000**
LS71200050	**NORTH GATEWAY BRANCH LIBRARY LAND**		**Function:**	**Branch Libraries**		**District:**	**1**
Acquire site for a new branch library in the North Gateway area.							
Land Acquisition		-	-	1,643,488	-	-	1,643,488
	Project Total	-	-	**$1,643,488**	-	-	**$1,643,488**
Impact Fee - North Gateway, Libraries		-	-	370,843	-	-	370,843
2001 Library Facilities Bonds		-	-	1,272,645	-	-	1,272,645
	Funding Total	-	-	**$1,643,488**	-	-	**$1,643,488**
LS71200051	**DESERT VIEW BRANCH LIBRARY**		**Function:**	**Branch Libraries**		**District:**	**2**
Design and construct a new branch library in the Desert View area.							
Design		-	-	650,000	-	-	650,000
Construction		-	-	596,427	-	-	596,427
	Project Total	-	-	**$1,246,427**	-	-	**$1,246,427**
Impact Fee - Desert View, Libraries		-	-	1,246,427	-	-	1,246,427
	Funding Total	-	-	**$1,246,427**	-	-	**$1,246,427**
LS71200054	**WEST AHWATUKEE BRANCH LIBRARY**		**Function:**	**Branch Libraries**		**District:**	**6**
Partial funding for a new library branch in the West Ahwatukee area.							
Design		-	-	734,534	-	-	734,534
	Project Total	-	-	**$734,534**	-	-	**$734,534**
Impact Fee - Ahwatukee, Libraries		-	-	155,720	-	-	155,720
2001 Library Facilities Bonds		-	-	578,814	-	-	578,814
	Funding Total	-	-	**$734,534**	-	-	**$734,534**

Libraries

Project No.	*Project Title*	*2010-11*	*2011-12*	*2012-13*	*2013-14*	*2014-15*	*Total*
LS71200057	**PALO VERDE REPLACEMENT**		**Function: Branch Libraries**			**District: 5**	
Complete improvements to the Palo Verde Replacement Branch Library at 51st Avenue, north of Indian School Road.							
Estimated full-year ongoing operating costs: $276,000							
Construction		250,000	-	-	-	-	250,000
Project Total		**$250,000**	-	-	-	-	**$250,000**
2001 Library Facilities Bonds		250,000	-	-	-	-	250,000
Funding Total		**$250,000**	-	-	-	-	**$250,000**
LS71200067	**HARMON LIBRARY REPLACEMENT**		**Function: Branch Libraries**			**District: 8**	
Complete Harmon Library replacement at 411 West Yavapai.							
Estimated full-year ongoing operating costs: $187,000							
Construction		100,000	-	1,550,000	-	-	1,650,000
Project Total		**$100,000**	-	**$1,550,000**	-	-	**$1,650,000**
2006 Libraries, Youth, Senior & Cultural Facilities Bonds		100,000	-	1,550,000	-	-	1,650,000
Funding Total		**$100,000**	-	**$1,550,000**	-	-	**$1,650,000**
LS71200070	**EXPAND PATRON SELF-SERVICE**		**Function: Branch Libraries**			**District: Citywide**	
Expand library patron self-service capabilities.							
Estimated full-year ongoing operating costs: $474,000							
Equipment		550,000	-	-	-	-	550,000
Project Total		**$550,000**	-	-	-	-	**$550,000**
2006 Libraries, Youth, Senior & Cultural Facilities Bonds		550,000	-	-	-	-	550,000
Funding Total		**$550,000**	-	-	-	-	**$550,000**
LS71200071	**SOUTH MOUNTAIN REGIONAL BRANCH LIBRARY**		**Function: Branch Libraries**			**District: 8**	
Design and construct branch library in partnership with South Mountain Community College.							
Estimated full-year ongoing operating costs: $1,300,000							
Design		347,860	-	-	-	-	347,860
Construction		8,680,190	-	-	-	-	8,680,190
Project Total		**$9,028,050**	-	-	-	-	**$9,028,050**
2006 Libraries, Youth, Senior & Cultural Facilities Bonds		8,680,190	-	-	-	-	8,680,190
2001 Library Facilities Bonds		347,860	-	-	-	-	347,860
Funding Total		**$9,028,050**	-	-	-	-	**$9,028,050**
LS71200074	**ACACIA LIBRARY RENOVATION**		**Function: Branch Libraries**			**District: 3**	
Remodel Acacia Library located at 750 E Townley Avenue.							
Equipment		-	-	40,000	-	-	40,000
Project Total		-	-	**$40,000**	-	-	**$40,000**
2001 Library Facilities Bonds		-	-	40,000	-	-	40,000
Funding Total		-	-	**$40,000**	-	-	**$40,000**

Libraries

Project No.	*Project Title*	*2010-11*	*2011-12*	*2012-13*	*2013-14*	*2014-15*	*Total*
LS71200077	**JUNIPER LIBRARY INTERIOR REMODEL**	**Function: Branch Libraries**				**District: 2**	
Complete improvements to interior of Juniper Library.							
Construction		364,700	-	-	-	-	364,700
	Project Total	**$364,700**	-	-	-	-	**$364,700**
Library-Misc Contributions/Fees		20,700	-	-	-	-	20,700
Library - General		94,000	-	-	-	-	94,000
2006 Libraries, Youth, Senior & Cultural Facilities Bonds		200,000	-	-	-	-	200,000
2001 Library Facilities Bonds		50,000	-	-	-	-	50,000
	Funding Total	**$364,700**	-	-	-	-	**$364,700**
LS71200078	**LIBRARY TECHNOLOGY IMPROVEMENTS**	**Function: Branch Libraries**				**District: Citywide**	
Implement library technology improvements.							
Equipment		25,433	-	832,000	-	-	857,433
	Project Total	**$25,433**	-	**$832,000**	-	-	**$857,433**
2006 Libraries, Youth, Senior & Cultural Facilities Bonds		25,433	-	832,000	-	-	857,433
	Funding Total	**$25,433**	-	**$832,000**	-	-	**$857,433**
LS71200079	**OCOTILLO LIBRARY WORKFORCE LITERACY CENTER**	**Function: Branch Libraries**				**District: 7**	
Construct the Workforce Literacy Center at Ocotillo Branch Library.							
Construction		900,000	-	-	-	-	900,000
	Project Total	**$900,000**	-	-	-	-	**$900,000**
Library-Misc Contributions/Fees		400,000	-	-	-	-	400,000
ARRA 2009 CDBG		500,000	-	-	-	-	500,000
	Funding Total	**$900,000**	-	-	-	-	**$900,000**
LS71200072	**BURTON BARR SECOND FLOOR WORK-FLOW IMPROVEMENTS**	**Function: Central Library**				**District: 7**	
Construct work-flow improvements on the second floor of Burton Barr Central Library at 1221 North Central Ave.							
Construction		440,000	-	-	-	-	440,000
	Project Total	**$440,000**	-	-	-	-	**$440,000**
Library-Misc Contributions/Fees		220,000	-	-	-	-	220,000
2001 Library Facilities Bonds		220,000	-	-	-	-	220,000
	Funding Total	**$440,000**	-	-	-	-	**$440,000**
LS71200080	**CENTRAL PLANT REPLACEMENT**	**Function: Central Library**				**District: 7**	
Replace the central heating and cooling system at Burton Barr Central Library.							
Design		-	-	-	100,000	-	100,000
Construction		-	-	-	-	1,900,000	1,900,000
	Project Total	-	-	-	**$100,000**	**$1,900,000**	**$2,000,000**
2001 Library Facilities Bonds		-	-	-	100,000	1,900,000	2,000,000
	Funding Total	-	-	-	**$100,000**	**$1,900,000**	**$2,000,000**

Libraries

Project No.	*Project Title*	*2010-11*	*2011-12*	*2012-13*	*2013-14*	*2014-15*	*Total*
AR75000004	**HARMON BRANCH LIBRARY PERCENT FOR ART**	**Function: Percent for Art**				**District: 8**	
Complete the installation of an outdoor public art project at Harmon Branch Library.							
Construction		10,000	-	-	-	-	10,000
	Project Total	**$10,000**	-	-	-	-	**$10,000**
Nonprofit Corp Bonds - Water		10,000	-	-	-	-	10,000
	Funding Total	**$10,000**	-	-	-	-	**$10,000**
AR75000005	**SOUTH MOUNTAIN LIBRARY AT WESTERN CANAL**	**Function: Percent for Art**				**District: 8**	
Extend the agricultural theme of the trail enhancements to a 40-foot-long pedestrian bridge spanning the Western Canal at 24th Street.							
Construction		-	-	188,840	-	-	188,840
	Project Total	-	-	**$188,840**	-	-	**$188,840**
Nonprofit Corp Bonds - Water		-	-	100,000	-	-	100,000
2006 Libraries, Youth, Senior & Cultural Facilities Bonds		-	-	88,840	-	-	88,840
	Funding Total	-	-	**$188,840**	-	-	**$188,840**

Neighborhood Services

The proposed Neighborhood Services program totals $24.2 million and is funded with Community Development Block Grants (CDBG), Neighborhood Stabilization Program Grants and 2001 and 2006 bonds.

Proposed projects include the following:

- Purchase and redevelop foreclosed properties to assist with neighborhood stabilization
- Partner with the community and other city departments to address critical neighborhood projects and blight elimination
- Acquire property and provide development incentives for blight elimination and revitalization
- Construct neighborhood infrastructure such as sidewalks, lighting, alley improvements and landscaping to enhance aging neighborhoods

Neighborhood Services

Capital Improvement Program Summary

Project Summary	2010-11	2011-12	2012-13	2013-14	2014-15	Total
Acquisition Slum and Blight	7,506,505	4,200,000	200,000	-	-	11,906,505
Isaac	300	-	-	-	-	300
Neighborhood Infrastructure	171,494	-	-	-	-	171,494
Neighborhood Resource Centers	54,311	-	-	-	-	54,311
Neighborhood Revitalization	6,131,804	-	5,015,000	-	-	11,146,804
South Phoenix Village	78,481	-	-	-	-	78,481
Trail Environmental	800,000	-	-	-	-	800,000
Total	**$14,742,895**	**$4,200,000**	**$5,215,000**	-	-	**$24,157,895**
Source of Funds						
Operating Funds						
Community Development	2,345,700	200,000	200,000	-	-	2,745,700
Operating Grants	4,909,286	4,000,000	-	-	-	8,909,286
Total Operating Funds	**$7,254,986**	**$4,200,000**	**$200,000**	-	-	**$11,654,986**
Bond Funds						
2001 Bonds	473,105	-	-	-	-	473,105
2006 Bonds	6,514,804	-	5,015,000	-	-	11,529,804
Total Bond Funds	**$6,987,909**	-	**$5,015,000**	-	-	**$12,002,909**
Other Financing						
Federal, State and Other Participation	500,000	-	-	-	-	500,000
Total Other Financing	**$500,000**	-	-	-	-	**$500,000**
Total Sources of Funds	**$14,742,895**	**$4,200,000**	**$5,215,000**	-	-	**$24,157,895**

Neighborhood Services

Project No.	*Project Title*	*2010-11*	*2011-12*	*2012-13*	*2013-14*	*2014-15*	*Total*
ND30020001	**BLIGHT ELIMINATION & REVITALIZATION ACQUISITION**	**Function: Acquisition Slum and Blight**				**District: Citywide**	
Acquire property for blight elimination and revitalization purposes.							
Land Acquisition		2,675,700	200,000	200,000	-	-	3,075,700
Project Total		**$2,675,700**	**$200,000**	**$200,000**	-	-	**$3,075,700**
Community Development Block Grant		1,161,700	-	-	-	-	1,161,700
2010 Community Development Entitlement		200,000	-	-	-	-	200,000
2009 Community Development Entitlement		200,000	200,000	200,000	-	-	600,000
2008 Community Development Entitlement		784,000	-	-	-	-	784,000
2001 Neighborhood Preserv & Blight Elim Bonds		330,000	-	-	-	-	330,000
Funding Total		**$2,675,700**	**$200,000**	**$200,000**	-	-	**$3,075,700**
ND30130000	**NEIGHBORHOOD STABILIZATION**	**Function: Acquisition Slum and Blight**				**District: Citywide**	
Purchase and develop foreclosed properties to improve neighborhood stabilization.							
Land Acquisition		4,830,805	4,000,000	-	-	-	8,830,805
Project Total		**$4,830,805**	**$4,000,000**	-	-	-	**$8,830,805**
Neighborhood Stabilization Program		300,805	-	-	-	-	300,805
		4,530,000	4,000,000	-	-	-	8,530,000
Funding Total		**$4,830,805**	**$4,000,000**	-	-	-	**$8,830,805**
ND30050070	**LEARNING CENTER**	**Function: Isaac**				**District: 4**	
Construct Learning Center at 35th Ave and McDowell Road.							
Construction		300	-	-	-	-	300
Project Total		**$300**	-	-	-	-	**$300**
2001 Neighborhood Preserv & Blight Elim Bonds		300	-	-	-	-	300
Funding Total		**$300**	-	-	-	-	**$300**
ND30010005	**NEIGHBORHOOD INFRASTRUCTURE-SPEED HUMPS**	**Function: Neighborhood Infrastructure**				**District: 3**	
Add speed humps in various redevelopment areas.							
Construction		106,494	-	-	-	-	106,494
Project Total		**$106,494**	-	-	-	-	**$106,494**
2001 Neighborhood Preserv & Blight Elim Bonds		106,494	-	-	-	-	106,494
Funding Total		**$106,494**	-	-	-	-	**$106,494**
ND30120001	**SAFE ROUTE TO MITCHELL SCHOOL**	**Function: Neighborhood Infrastructure**				**District: 4**	
Construct sidewalk improvements along 41st Avenue between McDowell Road and Granada Road.							
Construction		65,000	-	-	-	-	65,000
Project Total		**$65,000**	-	-	-	-	**$65,000**
2006 Affordable Housing & Neighborhood Revitalization Bonds		65,000	-	-	-	-	65,000
Funding Total		**$65,000**	-	-	-	-	**$65,000**

Neighborhood Services

Project No.	*Project Title*	*2010-11*	*2011-12*	*2012-13*	*2013-14*	*2014-15*	*Total*
ND90000001	**NEIGHBORHOOD RESOURCE CENTER**	**Function: Neighborhood Resource Centers**				**District: 8**	
Develop a satellite office in partnership with the Police Department.							
Land Acquisition		36,311	-	-	-	-	36,311
Project Total		**$36,311**	-	-	-	-	**$36,311**
2001 Neighborhood Preserv & Blight Elim Bonds		36,311	-	-	-	-	36,311
Funding Total		$36,311	-	-	-	-	$36,311
ND90000002	**GRAFFITI WAREHOUSE**	**Function: Neighborhood Resource Centers**				**District: 4**	
Equip Graffiti Busters Service Center.							
Equipment		18,000	-	-	-	-	18,000
Project Total		**$18,000**	-	-	-	-	**$18,000**
2006 Affordable Housing & Neighborhood Revitalization Bonds		18,000	-	-	-	-	18,000
Funding Total		**$18,000**	-	-	-	-	**$18,000**
ND30000001	**INFRASTRUCTURE ENHANCEMENT**	**Function: Neighborhood Revitalization**				**District: Citywide**	
Improve sidewalks, lighting and landscaping to enhance neighborhoods.							
Construction		-	-	1,598,000	-	-	1,598,000
Project Total		-	-	**$1,598,000**	-	-	**$1,598,000**
2006 Affordable Housing & Neighborhood Revitalization Bonds		-	-	1,598,000	-	-	1,598,000
Funding Total		-	-	**$1,598,000**	-	-	**$1,598,000**
ND30000002	**REVITALIZATION / BLIGHT**	**Function: Neighborhood Revitalization**				**District: 3, 4 & 8**	
Acquire property and provide development incentives for blight elimination and other revitalization purposes.							
Land Acquisition		2,586,000	-	2,114,000	-	-	4,700,000
Project Total		**$2,586,000**	-	**$2,114,000**	-	-	**$4,700,000**
2006 Affordable Housing & Neighborhood Revitalization Bonds		2,586,000	-	2,114,000	-	-	4,700,000
Funding Total		**$2,586,000**	-	**$2,114,000**	-	-	**$4,700,000**
ND30000003	**SUSTAINABILITY**	**Function: Neighborhood Revitalization**				**District: Citywide**	
Partner with other city departments to implement park development and traffic mitigation capital improvement projects to enhance neighborhoods.							
Land Acquisition		256,575	-	-	-	-	256,575
Design		19,900	-	-	-	-	19,900
Construction		284,320	-	1,228,000	-	-	1,512,320
Project Total		**$560,795**	-	**$1,228,000**	-	-	**$1,788,795**
2006 Affordable Housing & Neighborhood Revitalization Bonds		560,795	-	1,228,000	-	-	1,788,795
Funding Total		**$560,795**	-	**$1,228,000**	-	-	**$1,788,795**

Neighborhood Services

Project No.	*Project Title*	*2010-11*	*2011-12*	*2012-13*	*2013-14*	*2014-15*	*Total*
ND30000004	**WEST PHOENIX REVITALIZATION**	**Function: Neighborhood Revitalization**				**District: 1, 4, 5 & 7**	
Implement blight elimination and infrastructure revitalization initiatives in West Phoenix.							
Other		254,882	-	-	-	-	254,882
Land Acquisition		645,893	-	-	-	-	645,893
Design		19,500	-	-	-	-	19,500
Construction		1,419,174	-	75,000	-	-	1,494,174
Project Total		**$2,339,449**	-	**$75,000**	-	-	**$2,414,449**
2006 Affordable Housing & Neighborhood Revitalization Bonds		2,339,449	-	75,000	-	-	2,414,449
Funding Total		**$2,339,449**	-	**$75,000**	-	-	**$2,414,449**
ND30100034	**16TH STREET AND WEIR INFILL**	**Function: Neighborhood Revitalization**				**District: 8**	
Acquire property and provide development incentives for blight elimination and other revitalization purposes.							
Land Acquisition		645,560	-	-	-	-	645,560
Project Total		**$645,560**	-	-	-	-	**$645,560**
2006 Affordable Housing & Neighborhood Revitalization Bonds		645,560	-	-	-	-	645,560
Funding Total		**$645,560**	-	-	-	-	**$645,560**
ND30070275	**SOUTH PHOENIX VILLAGE SIDEWALKS AND STREETLIGHTS PHASE II**	**Function: South Phoenix Village**				**District: 8**	
South Phoenix Village Neighborhood Initiative Area sidewalk and streetlight infrastructure project located in the area bounded by 28th to 32nd Streets from Wier Avenue to Atlanta Avenue, and 24th to 32nd Streets on Roeser Road.							
Construction		78,481	-	-	-	-	78,481
Project Total		**$78,481**	-	-	-	-	**$78,481**
ARRA 2009 CDBG		78,481	-	-	-	-	78,481
Funding Total		**$78,481**	-	-	-	-	**$78,481**
ND30070238	**TRAIL ENVIRONMENTAL & DESIGN**	**Function: Trail Environmental**				**District: 8**	
Design a trail in Trend Home development.							
Construction		800,000	-	-	-	-	800,000
Project Total		**$800,000**	-	-	-	-	**$800,000**
Federal Aid - Street Transportation		500,000	-	-	-	-	500,000
2006 Affordable Housing & Neighborhood Revitalization Bonds		300,000	-	-	-	-	300,000
Funding Total		**$800,000**	-	-	-	-	**$800,000**

Parks, Recreation and Preserves

Projects Planned for 2010-2015

NOT IN PRIORITY ORDER

1. Pioneer Museum Acquisition
2. Deem Hills Trails
3. Sonoran Boulevard Shared Use Path
4. Sonoran Preserve Acquisition
5. 23rd Avenue & Greenway Road (old AZGF)
6. Norton Park
7. Solano Park Restroom
8. 107th Avenue & Camelback Road
9. Starlight Park
10. El Oso Park
11. Orme Park
12. Downtown Civic Space Phase II & III
13. Verde Park
14. Eastlake Park
15. A.B.I.L. A Bridge to Independant Living
16. Tovrea Castle
17. Papago Park
18. Rio Salado Oeste
19. South Mountain YMCA
20. Unnamed Park 31st Avenue & Roeser Rd
21. El Prado Park
22. South Mountain Stables
23. South Mountain 620 Trailhead

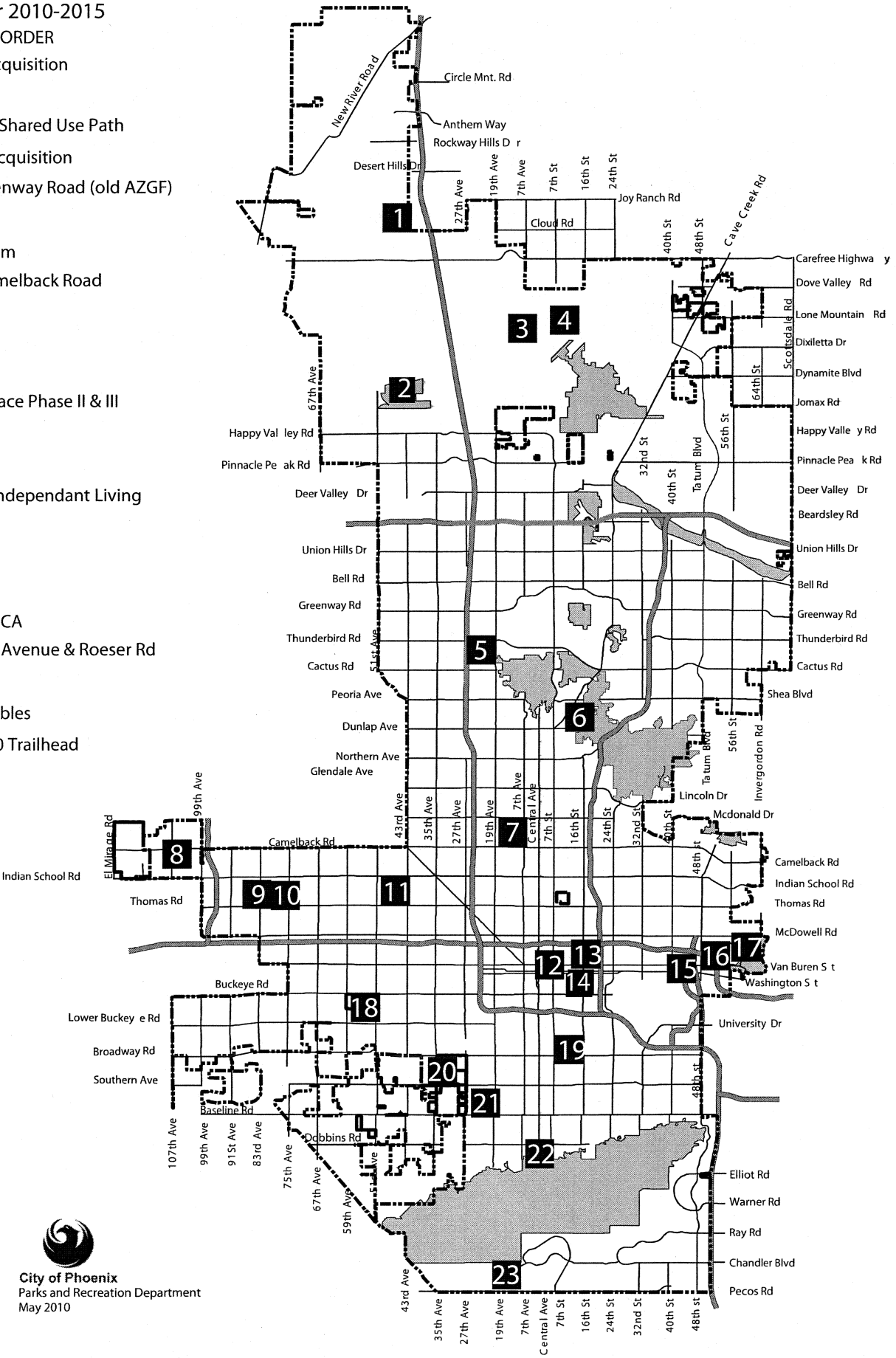

North

0 1 2 4

Miles

City of Phoenix
Parks and Recreation Department
May 2010

Parks, Recreation and Mountain Preserves

The Parks, Recreation and Mountain Preserves program totals $184.4 million and is funded with nonprofit corporation bonds, 2001 and 2006 bonds, parks monopole sites revenue, impact fees, grants, Parks and Preserves Initiative and other restricted funds. The program provides for acquisition and development of new park sites, preserves, specialty areas and improvements to existing parks.

The following major projects are planned for 2001 and 2006 bond funds:

- Construct, improve and renovate parks citywide
- Acquire land for neighborhood mini-park sites
- Renovate aquatics facilities citywide
- Renovate and construct park upgrades to comply with the Americans with Disabilities Act
- Construct La Pradera Community Center
- Design and renovate the Phoenix Center for the Arts
- Acquire the Pioneer Living History Museum land

Parks and Preserves projects include improvements to community and neighborhood parks and land acquisition for the Sonoran Preserve. Impact fees are included to acquire and develop park sites in the Ahwatukee, Deer Valley, Desert View, Estrella, Laveen and North Gateway areas, and to acquire open space preserve land in the northern areas. Parks monopole sites revenue is included to add amenities to parks with monopole sites.

Parks, Recreation and Mountain Preserves

Capital Improvement Program Summary

Project Summary	2010-11	2011-12	2012-13	2013-14	2014-15	Total
General Park Development	37,496,544	10,517,917	7,115,625	-	-	55,130,086
Nonprofit Projects	6,947,156	-	425,646	-	-	7,372,802
Park Land Acquisition	56,922,293	33,616,158	1,413,938	-	-	91,952,389
Specialty Areas	10,935,119	1,006,732	9,196,140	-	-	21,137,991
Trails	7,325,201	-	391,864	-	-	7,717,065
Percent for Art	135,000	653,000	260,369	-	-	1,048,369
Total	**$119,761,313**	**$45,793,807**	**$18,803,582**	-	-	**$184,358,702**
Source of Funds						
Operating Funds						
Community Development	90,000	-	-	-	-	90,000
Other Restricted Funds	289,717	-	-	-	-	289,717
Parks and Preserves	45,614,324	10,380,482	-	-	-	55,994,806
Total Operating Funds	**$45,994,041**	**$10,380,482**	-	-	-	**$56,374,523**
Bond Funds						
1988 Bonds	470,750	-	-	-	-	470,750
2001 Bonds	1,923,653	44,489	1,652,741	-	-	3,620,883
2006 Bonds	28,610,110	4,715,836	17,150,841	-	-	50,476,787
Nonprofit Corporation Bonds - Wastewater	67,000	200,000	-	-	-	267,000
Nonprofit Corporation Bonds - Water	50,000	453,000	-	-	-	503,000
Total Bond Funds	**$31,121,513**	**$5,413,325**	**$18,803,582**	-	-	**$55,338,420**
Other Financing						
Capital Grants	21,945,000	30,000,000	-	-	-	51,945,000
Capital Reserves	2,000,000	-	-	-	-	2,000,000
Impact Fees	15,900,255	-	-	-	-	15,900,255
Other Capital	1,779,529	-	-	-	-	1,779,529
Parks Capital Gifts	1,020,975	-	-	-	-	1,020,975
Total Other Financing	**$42,645,759**	**$30,000,000**	-	-	-	**$72,645,759**
Total Sources of Funds	**$119,761,313**	**$45,793,807**	**$18,803,582**	-	-	**$184,358,702**

Parks, Recreation and Mountain Preserves

Project No.	*Project Title*	*2010-11*	*2011-12*	*2012-13*	*2013-14*	*2014-15*	*Total*
PA75200113	**EASTLAKE PARK**	**Function: General Park Development**				**District: 8**	
Construct park improvements at Eastlake Park, 16th Street and Jefferson, including irrigation system, playground, restroom, turf, basketball court, and sidewalks.							
Construction		3,777,738	-	-	-	-	3,777,738
Project Total		**$3,777,738**	-	-	-	-	**$3,777,738**
Parks & Preserves Initiative Revenue		3,777,738	-	-	-	-	3,777,738
Funding Total		**$3,777,738**	-	-	-	-	**$3,777,738**
PA75200122	**DEER VALLEY PARK IMPROVEMENTS**	**Function: General Park Development**				**District: 1**	
Construct a picnic ramada and minor renovations and install a drinking fountain at Deer Valley Park, 19602 N. 19th Avenue.							
Construction		30,000	-	-	-	-	30,000
Project Total		**$30,000**	-	-	-	-	**$30,000**
Parks & Preserves Initiative Revenue		30,000	-	-	-	-	30,000
Funding Total		**$30,000**	-	-	-	-	**$30,000**
PA75200148	**CAVE CREEK PARK**	**Function: General Park Development**				**District: 3**	
Construct shade structures at Cave Creek Park, Sweetwater south to Hatcher.							
Estimated full-year ongoing operating costs: $456,750							
Construction		8,075	-	-	-	-	8,075
Project Total		**$8,075**	-	-	-	-	**$8,075**
Parks & Preserves Initiative Revenue		8,075	-	-	-	-	8,075
Funding Total		**$8,075**	-	-	-	-	**$8,075**
PA75200149	**DESERT WEST PARK**	**Function: General Park Development**				**District: 7**	
Construct security lighting around the lake at Desert West Park, 6602 W. Encanto Boulevard.							
Construction		656,094	-	-	-	-	656,094
Project Total		**$656,094**	-	-	-	-	**$656,094**
Parks Land Sale Proceeds		300,000	-	-	-	-	300,000
Parks & Preserves Initiative Revenue		106,094	-	-	-	-	106,094
2006 Affordable Housing & Neighborhood Revitalization Bonds		250,000	-	-	-	-	250,000
Funding Total		**$656,094**	-	-	-	-	**$656,094**
PA75200153	**INITIATIVE PROJECT MANAGEMENT**	**Function: General Park Development**				**District: Citywide**	
Annual services management contracts and audit fees for Parks and Preserves projects throughout program.							
Design		14,414	-	-	-	-	14,414
Project Total		**$14,414**	-	-	-	-	**$14,414**
Parks & Preserves Initiative Revenue		14,414	-	-	-	-	14,414
Funding Total		**$14,414**	-	-	-	-	**$14,414**
PA75200154	**CAMELBACK RANCH PARK**	**Function: General Park Development**				**District: 5**	
Construct a 14 acre neighborhood park at 107the Ave and Camelback Road.							
Estimated full-year ongoing operating costs: $196,000							
Construction		1,698,591	4,303,000	-	-	-	6,001,591
Project Total		**$1,698,591**	**$4,303,000**	-	-	-	**$6,001,591**
Parks & Preserves Initiative Revenue		1,698,591	4,303,000	-	-	-	6,001,591
Funding Total		**$1,698,591**	**$4,303,000**	-	-	-	**$6,001,591**

Parks, Recreation and Mountain Preserves

Project No. *Project Title*	*2010-11*	*2011-12*	*2012-13*	*2013-14*	*2014-15*	*Total*
PA75200160 CORTEZ PARK		**Function: General Park Development**			**District: 1**	
Sidewalk and sand replacement at Cortez Park, 35th Avenue and Dunlap.						
Construction	275,000	-	-	-	-	275,000
Project Total	**$275,000**	-	-	-	-	**$275,000**
Parks Monopole Sites	100,000	-	-	-	-	100,000
Parks & Preserves Initiative Revenue	175,000	-	-	-	-	175,000
Funding Total	**$275,000**	-	-	-	-	**$275,000**
PA75200174 INITIATIVE PUBLIC NOTIFICATION		**Function: General Park Development**			**District: Citywide**	
Perform public notification for the Parks and Preserves Initiative projects throughout the program.						
Construction	33,352	-	-	-	-	33,352
Project Total	**$33,352**	-	-	-	-	**$33,352**
Parks & Preserves Initiative Revenue	33,352	-	-	-	-	33,352
Funding Total	**$33,352**	-	-	-	-	**$33,352**
PA75200184 AMERICANS WITH DISABILITIES MODIFICATIONS		**Function: General Park Development**			**District: Citywide**	
Construct upgrades and renovations to park facilities to comply with the Americans with Disabilities Act.						
Construction	225,000	1,897,797	-	-	-	2,122,797
Project Total	**$225,000**	**$1,897,797**	-	-	-	**$2,122,797**
Parks & Preserves Initiative Revenue	225,000	-	-	-	-	225,000
2006 Parks and Open Spaces Bonds	-	1,897,797	-	-	-	1,897,797
Funding Total	**$225,000**	**$1,897,797**	-	-	-	**$2,122,797**
PA75200185 GENERAL PARK DEVELOPMENT		**Function: General Park Development**			**District: Citywide**	
Construct park development projects as needs are identified.						
Construction	5,119,999	399,600	-	-	-	5,519,599
Project Total	**$5,119,999**	**$399,600**	-	-	-	**$5,519,599**
Parks & Preserves Initiative Revenue	5,119,999	399,600	-	-	-	5,519,599
Funding Total	**$5,119,999**	**$399,600**	-	-	-	**$5,519,599**
PA75200200 SERENO PARK		**Function: General Park Development**			**District: 2**	
Construct improvements as identified at monopole park sites.						
Construction	149,717	-	-	-	-	149,717
Project Total	**$149,717**	-	-	-	-	**$149,717**
Parks Monopole Sites	149,717	-	-	-	-	149,717
Funding Total	**$149,717**	-	-	-	-	**$149,717**
PA75200212 HERMOSO PARK IMPROVEMENTS		**Function: General Park Development**			**District: 8**	
Minor renovations at Hermoso Park, 2030 East Southern Avenue.						
Construction	-	-	1,216,026	-	-	1,216,026
Project Total	-	-	**$1,216,026**	-	-	**$1,216,026**
2006 Parks and Open Spaces Bonds	-	-	1,216,026	-	-	1,216,026
Funding Total	-	-	**$1,216,026**	-	-	**$1,216,026**

Parks, Recreation and Mountain Preserves

Project No.	*Project Title*	*2010-11*	*2011-12*	*2012-13*	*2013-14*	*2014-15*	*Total*
PA75200214	**MARYVALE PARK IMPROVEMENTS**		**Function: General Park Development**			**District: 5**	
Design and construct a driveway and gate at Maryvale Park, 51st Avenue and Campbell.							
Design		-	-	373,203	-	-	373,203
	Project Total	-	-	**$373,203**	-	-	**$373,203**
2006 Parks and Open Spaces Bonds		-	-	373,203	-	-	373,203
	Funding Total	-	-	**$373,203**	-	-	**$373,203**
PA75200217	**STARLIGHT PARK**		**Function: General Park Development**			**District: 5**	
Construct minor improvements at Starlight Park.							
Construction		480,000	-	-	-	-	480,000
	Project Total	**$480,000**	-	-	-	-	**$480,000**
Parks & Preserves Initiative Revenue		480,000	-	-	-	-	480,000
	Funding Total	**$480,000**	-	-	-	-	**$480,000**
PA75200218	**SUENO PARK IMPROVEMENTS**		**Function: General Park Development**			**District: 4**	
Construct minor renovations to Sueno Park, 43rd Avenue and Encanto Boulevard.							
Construction		90,000	-	-	-	-	90,000
	Project Total	**$90,000**	-	-	-	-	**$90,000**
2008 Community Development Entitlement		90,000	-	-	-	-	90,000
	Funding Total	**$90,000**	-	-	-	-	**$90,000**
PA75200232	**PALOMINO PARK**		**Function: General Park Development**			**District: 2**	
Construct playground, tot turf, and sand at Palomino Park, 31st Street and Marconi.							
Estimated full-year ongoing operating costs: $199,000							
Construction		-	-	70,976	-	-	70,976
	Project Total	-	-	**$70,976**	-	-	**$70,976**
2001 Parks, Recreation & Open Space Bonds		-	-	70,976	-	-	70,976
	Funding Total	-	-	**$70,976**	-	-	**$70,976**
PA75200234	**PAPAGO PARK**		**Function: General Park Development**			**District: 6**	
Construct improvements to Papago Park at Van Buren Street and Galvin Parkway.							
Construction		1,028,659	-	-	-	-	1,028,659
	Project Total	**$1,028,659**	-	-	-	-	**$1,028,659**
Parks & Preserves Initiative Revenue		1,028,659	-	-	-	-	1,028,659
	Funding Total	**$1,028,659**	-	-	-	-	**$1,028,659**
PA75200245	**RIO SALADO OESTE**		**Function: General Park Development**			**District: 7**	
Acquire land and design and construct habitat amenities for Rio Salado Oeste.							
Land Acquisition		2,971,886	-	-	-	-	2,971,886
Construction		735,570	-	-	-	-	735,570
	Project Total	**$3,707,456**	-	-	-	-	**$3,707,456**
2006 Parks and Open Spaces Bonds		3,707,456	-	-	-	-	3,707,456
	Funding Total	**$3,707,456**	-	-	-	-	**$3,707,456**

Parks, Recreation and Mountain Preserves

Project No.	*Project Title*	*2010-11*	*2011-12*	*2012-13*	*2013-14*	*2014-15*	*Total*
PA75200249	**EL PRADO PARK**	**Function: General Park Development**				**District: 7**	
Install equipment at El Prado Park, 19th Ave and Southern.							
Construction		88,000	-	-	-	-	88,000
	Project Total	**$88,000**	-	-	-	-	**$88,000**
Impact Fee - Southwest, Parks		88,000	-	-	-	-	88,000
	Funding Total	**$88,000**	-	-	-	-	**$88,000**
PA75200251	**GRANADA PARK**	**Function: General Park Development**				**District: 6**	
Renovate tennis courts at Granada Park, 20th Street and Lincoln Drive.							
Construction		10,000	-	-	-	-	10,000
	Project Total	**$10,000**	-	-	-	-	**$10,000**
Parks & Preserves Initiative Revenue		10,000	-	-	-	-	10,000
	Funding Total	**$10,000**	-	-	-	-	**$10,000**
PA75200259	**SOLANO PARK**	**Function: General Park Development**				**District: 4**	
Park Improvements at Solano Park, 5625 North 17th Avenue.							
Construction		355,000	-	-	-	-	355,000
	Project Total	**$355,000**	-	-	-	-	**$355,000**
2006 Parks and Open Spaces Bonds		355,000	-	-	-	-	355,000
	Funding Total	**$355,000**	-	-	-	-	**$355,000**
PA75200267	**UNNAMED PARK, 43RD AVE AND SWEETWATER**	**Function: General Park Development**				**District: 1**	
Continued park development of joint park project with ASU West, located adjacent to school campus.							
Construction		-	-	22,537	-	-	22,537
	Project Total	-	-	**$22,537**	-	-	**$22,537**
2001 Parks, Recreation & Open Space Bonds		-	-	22,537	-	-	22,537
	Funding Total	-	-	**$22,537**	-	-	**$22,537**
PA75200288	**REACH 11 MITIGATION**	**Function: General Park Development**				**District: 2**	
Construct improvements at Reach 11 Park at 19226 N. Tatum Boulevard.							
Construction		25,000	-	-	-	-	25,000
	Project Total	**$25,000**	-	-	-	-	**$25,000**
1988 Parks and Recreational Facilities Bonds		25,000	-	-	-	-	25,000
	Funding Total	**$25,000**	-	-	-	-	**$25,000**
PA75200308	**31ST AVE AND ROESER**	**Function: General Park Development**				**District: 7**	
Construct a 40 acre park at 31st Ave & Roeser. Estimated full-year ongoing operating costs: $750,000							
Construction		3,509,606	-	-	-	-	3,509,606
	Project Total	**$3,509,606**	-	-	-	-	**$3,509,606**
Parks CIP Grants		100,000	-	-	-	-	100,000
Impact Fee - Southwest, Parks		3,409,606	-	-	-	-	3,409,606
	Funding Total	**$3,509,606**	-	-	-	-	**$3,509,606**

Parks, Recreation and Mountain Preserves

Project No. *Project Title*	*2010-11*	*2011-12*	*2012-13*	*2013-14*	*2014-15*	*Total*
PA75200311 UNNAMED PARK 52ND ST / DOVE VALLEY ROAD	**Function: General Park Development**				**District: 2**	
Master plan for park development at 52nd Street and Dove Valley Road.						
Design	799,702	-	-	-	-	799,702
Project Total	**$799,702**	-	-	-	-	**$799,702**
Parks Land Sale Proceeds	799,702	-	-	-	-	799,702
Funding Total	**$799,702**	-	-	-	-	**$799,702**
PA75200317 HOPE VI PARK DEVELOPMENT	**Function: General Park Development**				**District: 8**	
Renovate the building interiors of up to five historical buildings for public recreation use.						
Estimated full-year ongoing operating costs: $328,000						
Equipment	-	135,000	-	-	-	135,000
Design	-	373,120	-	-	-	373,120
Construction	-	1,767,150	-	-	-	1,767,150
Project Total	-	**$2,275,270**	-	-	-	**$2,275,270**
2006 Parks and Open Spaces Bonds	-	2,275,270	-	-	-	2,275,270
Funding Total	-	**$2,275,270**	-	-	-	**$2,275,270**
PA75200332 SKUNK CREEK ENTRY	**Function: General Park Development**				**District: 1**	
Construct an entry feature to the future park location at the Skunk Creek Landfill, Happy Valley Road and I-17.						
Construction	2,300,000	-	-	-	-	2,300,000
Project Total	**$2,300,000**	-	-	-	-	**$2,300,000**
Parks Land Sale Proceeds	300,000	-	-	-	-	300,000
End Use Reserve	2,000,000	-	-	-	-	2,000,000
Funding Total	**$2,300,000**	-	-	-	-	**$2,300,000**
PA75200334 WATER MANAGEMENT	**Function: General Park Development**				**District: Citywide**	
Modernize park facilities using high-tech water conservation equipment.						
Estimated full-year ongoing operating costs: $616,000						
Equipment	174,000	-	-	-	-	174,000
Construction	245,258	-	-	-	-	245,258
Project Total	**$419,258**	-	-	-	-	**$419,258**
2006 Parks and Open Spaces Bonds	419,258	-	-	-	-	419,258
Funding Total	**$419,258**	-	-	-	-	**$419,258**
PA75200335 CORONADO PARK	**Function: General Park Development**				**District: 7**	
Design and construct a restroom building and construct Americans with Disabilities pathways and new amenities, 12th Street & Coronado.						
Estimated full-year ongoing operating costs: $186,000						
Design	-	-	342,540	-	-	342,540
Construction	-	-	944,460	-	-	944,460
Project Total	-	-	**$1,287,000**	-	-	**$1,287,000**
2006 Parks and Open Spaces Bonds	-	-	1,287,000	-	-	1,287,000
Funding Total	-	-	**$1,287,000**	-	-	**$1,287,000**
PA75200336 PAPAGO PARK	**Function: General Park Development**				**District: 6**	
Replace restrooms and ramadas, renovate archery range and office, and upgrade utilities, Van Buren Street and Galvin Parkway.						
Design	-	-	158,163	-	-	158,163
Construction	-	-	720,720	-	-	720,720
Project Total	-	-	**$878,883**	-	-	**$878,883**
2006 Parks and Open Spaces Bonds	-	-	878,883	-	-	878,883
Funding Total	-	-	**$878,883**	-	-	**$878,883**

Parks, Recreation and Mountain Preserves

Project No.	*Project Title*	*2010-11*	*2011-12*	*2012-13*	*2013-14*	*2014-15*	*Total*
PA75200337	**PARK DEVELOPMENT, 32ND AVENUE AND MCDOWELL**	**Function: General Park Development**				**District: 4**	
Design and construct a 10-acre park at 32nd Avenue and McDowell.							
Estimated full-year ongoing operating costs: $118,000							
Design		-	-	546,480	-	-	546,480
Construction		-	-	1,433,520	-	-	1,433,520
Project Total		-	-	**$1,980,000**	-	-	**$1,980,000**
2006 Parks and Open Spaces Bonds		-	-	1,980,000	-	-	1,980,000
Funding Total		-	-	**$1,980,000**	-	-	**$1,980,000**
PA75200340	**TECHNOLOGY UPGRADES**	**Function: General Park Development**				**District: Citywide**	
Acquire and construct department-wide computer connectivity for up to 28 community centers and up to 29 pool sites.							
Equipment		203,734	-	-	-	-	203,734
Project Total		**$203,734**	-	-	-	-	**$203,734**
2006 Parks and Open Spaces Bonds		203,734	-	-	-	-	203,734
Funding Total		**$203,734**	-	-	-	-	**$203,734**
PA75200341	**CIELITO PARK**	**Function: General Park Development**				**District: 4**	
Complete the upgrades and renovate sports fields, restroom, basketball court and construct new amenities, 35th Avenue & Campbell Avenue.							
Construction		92,349	-	1,287,000	-	-	1,379,349
Project Total		**$92,349**	-	**$1,287,000**	-	-	**$1,379,349**
Parks & Preserves Initiative Revenue		92,349	-	-	-	-	92,349
2006 Parks and Open Spaces Bonds		-	-	1,287,000	-	-	1,287,000
Funding Total		**$92,349**	-	**$1,287,000**	-	-	**$1,379,349**
PA75200345	**HERMOSO PARK SPORTS LIGHTS**	**Function: General Park Development**				**District: 8**	
Install sports and security lighting at Hermoso Park, 2030 East Southern Avenue.							
Construction		259,687	-	-	-	-	259,687
Project Total		**$259,687**	-	-	-	-	**$259,687**
Parks & Preserves Initiative Revenue		259,687	-	-	-	-	259,687
Funding Total		**$259,687**	-	-	-	-	**$259,687**
PA75200349	**SPORTS FIELDS AND LIGHTS**	**Function: General Park Development**				**District: Citywide**	
Design and construct sports fields lighting citywide.							
Estimated full-year ongoing operating costs: $316,000							
Equipment		62,000	-	-	-	-	62,000
Design		740,520	-	-	-	-	740,520
Construction		1,768,100	-	-	-	-	1,768,100
Project Total		**$2,570,620**	-	-	-	-	**$2,570,620**
2006 Parks and Open Spaces Bonds		2,570,620	-	-	-	-	2,570,620
Funding Total		**$2,570,620**	-	-	-	-	**$2,570,620**
PA75200362	**STEELE INDIAN SCHOOL PARK RAMADA**	**Function: General Park Development**				**District: 4**	
Construct a ramada at Steele Indian School Park, 3rd Street & Indian School Road.							
Construction		970,975	-	-	-	-	970,975
Project Total		**$970,975**	-	-	-	-	**$970,975**
Parks Capital Gifts		970,975	-	-	-	-	970,975
Funding Total		**$970,975**	-	-	-	-	**$970,975**

Parks, Recreation and Mountain Preserves

Project No.	*Project Title*	*2010-11*	*2011-12*	*2012-13*	*2013-14*	*2014-15*	*Total*
PA75200392	**PAPAGO PARK TRI CITY COALITION**	**Function: General Park Development**				**District: 6**	
Design a new regional master plan for Papago Park, Van Buren Street and Galvin Parkway.							
Design		45,000	-	-	-	-	45,000
	Project Total	**$45,000**	-	-	-	-	**$45,000**
Parks CIP Grants		45,000	-	-	-	-	45,000
	Funding Total	**$45,000**	-	-	-	-	**$45,000**
PA75200393	**PARK DEVELOPMENT PPPI**	**Function: General Park Development**				**District: Citywide**	
Phoenix Parks and Preserve contingency for future park construction.							
Construction		75,953	-	-	-	-	75,953
	Project Total	**$75,953**	-	-	-	-	**$75,953**
Parks & Preserves Initiative Revenue		75,953	-	-	-	-	75,953
	Funding Total	**$75,953**	-	-	-	-	**$75,953**
PA75200397	**EL OSO PARK**	**Function: General Park Development**				**District: 5**	
Renovate park amenities at El Oso Park, 75th Avenue & Osborn Road.							
Construction		3,724,271	-	-	-	-	3,724,271
	Project Total	**$3,724,271**	-	-	-	-	**$3,724,271**
Parks & Preserves Initiative Revenue		3,649,271	-	-	-	-	3,649,271
2006 Affordable Housing & Neighborhood Revitalization Bonds		75,000	-	-	-	-	75,000
	Funding Total	**$3,724,271**	-	-	-	-	**$3,724,271**
PA75200398	**PLAYGROUNDS**	**Function: General Park Development**				**District: Citywide**	
Replace playground equipment Citywide.							
Construction		376,613	-	-	-	-	376,613
	Project Total	**$376,613**	-	-	-	-	**$376,613**
Parks & Preserves Initiative Revenue		376,613	-	-	-	-	376,613
	Funding Total	**$376,613**	-	-	-	-	**$376,613**
PA75200401	**SECURITY LIGHTS**	**Function: General Park Development**				**District: Citywide**	
Install security lighting Citywide.							
Construction		2,025,000	442,250	-	-	-	2,467,250
	Project Total	**$2,025,000**	**$442,250**	-	-	-	**$2,467,250**
Parks CIP Grants		1,800,000	-	-	-	-	1,800,000
Parks & Preserves Initiative Revenue		225,000	442,250	-	-	-	667,250
	Funding Total	**$2,025,000**	**$442,250**	-	-	-	**$2,467,250**
PA75200402	**TREES / ENGINEERED SHADE**	**Function: General Park Development**				**District: Citywide**	
Plant trees and install engineered shade Citywide.							
Construction		152,092	-	-	-	-	152,092
	Project Total	**$152,092**	-	-	-	-	**$152,092**
Parks & Preserves Initiative Revenue		152,092	-	-	-	-	152,092
	Funding Total	**$152,092**	-	-	-	-	**$152,092**

Parks, Recreation and Mountain Preserves

Project No. *Project Title*	*2010-11*	*2011-12*	*2012-13*	*2013-14*	*2014-15*	*Total*
PA75200408 PPPI CONTINUED PARK DEVELOPMENT	**Function: General Park Development**				**District: Citywide**	
Continue park development Citywide with Phoenix Parks and Preserves Initiative (PPPI) revenue.						
Construction	-	1,200,000	-	-	-	1,200,000
Project Total	-	**$1,200,000**	-	-	-	**$1,200,000**
Parks & Preserves Initiative Revenue	-	1,200,000	-	-	-	1,200,000
Funding Total	-	**$1,200,000**	-	-	-	**$1,200,000**
PA75200409 REACH 11 SOCCER FIELDS	**Function: General Park Development**				**District: 2**	
Construct two new soccer fields and improve existing soccer field turf, 19226 N. Tatum Boulevard.						
Construction	2,010,091	-	-	-	-	2,010,091
Project Total	**$2,010,091**	-	-	-	-	**$2,010,091**
Impact Fee - Desert View, Parks	2,010,091	-	-	-	-	2,010,091
Funding Total	**$2,010,091**	-	-	-	-	**$2,010,091**
PA75200410 CONTAIN UNDEVELOPED PARK SITES	**Function: General Park Development**				**District: Citywide**	
Contain undeveloped park sites Citywide.						
Construction	85,000	-	-	-	-	85,000
Project Total	**$85,000**	-	-	-	-	**$85,000**
Parks & Preserves Initiative Revenue	85,000	-	-	-	-	85,000
Funding Total	**$85,000**	-	-	-	-	**$85,000**
PA75200411 RESTROOM STANDARD DESIGN	**Function: General Park Development**				**District: Citywide**	
Create standard restroom design Citywide.						
Design	14,498	-	-	-	-	14,498
Project Total	**$14,498**	-	-	-	-	**$14,498**
Parks & Preserves Initiative Revenue	14,498	-	-	-	-	14,498
Funding Total	**$14,498**	-	-	-	-	**$14,498**
PA75200412 FALCON PARK IMPROVEMENTS	**Function: General Park Development**				**District: 7**	
Renovate park amenities at Falcon Park, 35th Avenue and Roosevelt Street.						
Construction	40,000	-	-	-	-	40,000
Project Total	**$40,000**	-	-	-	-	**$40,000**
Parks Monopole Sites	40,000	-	-	-	-	40,000
Funding Total	**$40,000**	-	-	-	-	**$40,000**
PA75200416 BLACK MOUNTAIN PARK	**Function: General Park Development**				**District: 2**	
Design a future park site at Black Mountain Park, Cave Creek and Rancho Paloma Drive.						
Design	50,000	-	-	-	-	50,000
Project Total	**$50,000**	-	-	-	-	**$50,000**
Parks Capital Gifts	50,000	-	-	-	-	50,000
Funding Total	**$50,000**	-	-	-	-	**$50,000**

Parks, Recreation and Mountain Preserves

Project No. *Project Title*	*2010-11*	*2011-12*	*2012-13*	*2013-14*	*2014-15*	*Total*
PA75400003 PHOENIX ZOO INFRASTRUCTURE	**Function: Nonprofit Projects**				**District: 6**	
Upgrade and renovate sewer, electrical, and water lines.						
Construction	314,560	-	425,646	-	-	740,206
Project Total	**$314,560**	-	**$425,646**	-	-	**$740,206**
Parks & Preserves Initiative Revenue	314,560	-	-	-	-	314,560
2006 Parks and Open Spaces Bonds	-	-	425,646	-	-	425,646
Funding Total	**$314,560**	-	**$425,646**	-	-	**$740,206**
PA75400005 SALVATION ARMY SOUTH MOUNTAIN CENTER	**Function: Nonprofit Projects**				**District: 8**	
Provide partial funding for offsite improvements associated with construction of a Salvation Army - South Mountain Center.						
Construction	1,386,000	-	-	-	-	1,386,000
Project Total	**$1,386,000**	-	-	-	-	**$1,386,000**
2006 Parks and Open Spaces Bonds	1,386,000	-	-	-	-	1,386,000
Funding Total	**$1,386,000**	-	-	-	-	**$1,386,000**
PA75400006 ABIL SPORTS AND RECREATION CENTER	**Function: Nonprofit Projects**				**District: Citywide**	
Provide funding for construction of a recreation center for A Bridge to Independent Living (ABIL).						
Construction	5,246,596	-	-	-	-	5,246,596
Project Total	**$5,246,596**	-	-	-	-	**$5,246,596**
2006 Parks and Open Spaces Bonds	5,246,596	-	-	-	-	5,246,596
Funding Total	**$5,246,596**	-	-	-	-	**$5,246,596**
PA75100001 PARK ACQUISITION DESERT VIEW	**Function: Park Land Acquisition**				**District: 2**	
Acquire and develop park land in the Desert View impact fee area.						
Land Acquisition	63,770	-	-	-	-	63,770
Project Total	**$63,770**	-	-	-	-	**$63,770**
Impact Fee - Desert View, Parks	63,770	-	-	-	-	63,770
Funding Total	**$63,770**	-	-	-	-	**$63,770**
PA75100017 SONORAN PRESERVE LAND ACQUISITION	**Function: Park Land Acquisition**				**District: 1 & 2**	
Acquire State land for the Sonoran Preserve.						
Estimated full-year ongoing operating costs: $1,529,404						
Land Acquisition	11,654,471	-	-	-	-	11,654,471
Project Total	**$11,654,471**	-	-	-	-	**$11,654,471**
PPPI 40% Mtn & Desert Preserves	11,654,471	-	-	-	-	11,654,471
Funding Total	**$11,654,471**	-	-	-	-	**$11,654,471**
PA75100019 LAVEEN PARK ACQUISITION	**Function: Park Land Acquisition**				**District: 7**	
Acquire and develop park land in the Laveen impact fee area.						
Construction	302,730	-	-	-	-	302,730
Project Total	**$302,730**	-	-	-	-	**$302,730**
Impact Fee - Southwest, Parks	302,730	-	-	-	-	302,730
Funding Total	**$302,730**	-	-	-	-	**$302,730**

Parks, Recreation and Mountain Preserves

Project No. *Project Title*	*2010-11*	*2011-12*	*2012-13*	*2013-14*	*2014-15*	*Total*
PA75100026 PARK ACQUISITION		**Function: Park Land Acquisition**			**District: Citywide**	
Acquire and develop park sites as sites are identified.						
Land Acquisition	379,827	-	228,084	-	-	607,911
Construction	-	-	1,185,854	-	-	1,185,854
Project Total	**$379,827**	-	**$1,413,938**	-	-	**$1,793,765**
Parks Land Sale Proceeds	379,827	-	-	-	-	379,827
2001 Parks, Recreation & Open Space Bonds	-	-	1,413,938	-	-	1,413,938
Funding Total	**$379,827**	-	**$1,413,938**	-	-	**$1,793,765**
PA75100084 SONORAN FOOTHILLS ACQUISITION		**Function: Park Land Acquisition**			**District: 2**	
Acquire land in Sonoran Foothills area.						
Land Acquisition	874,647	-	-	-	-	874,647
Project Total	**$874,647**	-	-	-	-	**$874,647**
Impact Fee - North Gateway, Parks	874,647	-	-	-	-	874,647
Funding Total	**$874,647**	-	-	-	-	**$874,647**
PA75100097 TRAMONTO OPEN SPACE		**Function: Park Land Acquisition**			**District: 2**	
Acquisition of 343 acres north of Carefree Highway and east of 27th Avenue.						
Land Acquisition	1,138,200	-	-	-	-	1,138,200
Project Total	**$1,138,200**	-	-	-	-	**$1,138,200**
Impact Fee - Northern Open Space	1,138,200	-	-	-	-	1,138,200
Funding Total	**$1,138,200**	-	-	-	-	**$1,138,200**
PA75100123 LAND ACQUISITION TOVREA CASTLE AND SONORAN PRESERVE		**Function: Park Land Acquisition**			**District: 1, 2 & 6**	
Complete payments for Tovrea Castle land ($2.0M) and Sonoran Preserve land ($1.8M) purchased during 2001 bond program.						
Land Acquisition	3,800,000	-	-	-	-	3,800,000
Project Total	**$3,800,000**	-	-	-	-	**$3,800,000**
2006 Parks and Open Spaces Bonds	3,800,000	-	-	-	-	3,800,000
Funding Total	**$3,800,000**	-	-	-	-	**$3,800,000**
PA75100124 PIONEER MUSEUM LAND ACQUISITION		**Function: Park Land Acquisition**			**District: 1**	
Acquire the Pioneer Living History Museum land.						
Estimated full-year ongoing operating costs: $572,000						
Land Acquisition	8,192,687	-	-	-	-	8,192,687
Project Total	**$8,192,687**	-	-	-	-	**$8,192,687**
Impact Fee - Northern Open Space	739,441	-	-	-	-	739,441
2006 Parks and Open Spaces Bonds	7,453,246	-	-	-	-	7,453,246
Funding Total	**$8,192,687**	-	-	-	-	**$8,192,687**
PA75100125 NEIGHBORHOOD MINI PARKS LAND ACQUISITION		**Function: Park Land Acquisition**			**District: Citywide**	
Acquire land for up to five neighborhood mini-park sites.						
Estimated full-year ongoing operating costs: $126,000						
Land Acquisition	-	542,769	-	-	-	542,769
Construction	-	44,489	-	-	-	44,489
Project Total	-	**$587,258**	-	-	-	**$587,258**
2006 Parks and Open Spaces Bonds	-	542,769	-	-	-	542,769
2001 Parks, Recreation & Open Space Bonds	-	44,489	-	-	-	44,489
Funding Total	-	**$587,258**	-	-	-	**$587,258**

Parks, Recreation and Mountain Preserves

Project No. *Project Title*	*2010-11*	*2011-12*	*2012-13*	*2013-14*	*2014-15*	*Total*
PA75100126 DOWNTOWN CIVIC SPACE		**Function: Park Land Acquisition**			**District: 7**	
Complete a 2.77 acre park in downtown Phoenix, 444 N. Central Avenue.						
Estimated full-year ongoing operating costs: $431,000						
Construction	96,981	-	-	-	-	96,981
Project Total	**$96,981**	-	-	-	-	**$96,981**
Parks & Preserves Initiative Revenue	96,981	-	-	-	-	96,981
Funding Total	**$96,981**	-	-	-	-	**$96,981**
PA75100138 SONORAN PRESERVE PRIORITY 3A		**Function: Park Land Acquisition**			**District: 1**	
Acquire 521 acres of Sonoran Preserve.						
Estimated full-year ongoing operating costs: $293,032						
Land Acquisition	29,973,230	31,028,900	-	-	-	61,002,130
Project Total	**$29,973,230**	**$31,028,900**	-	-	-	**$61,002,130**
PPPI 40% Mtn & Desert Preserves	9,973,230	1,028,900	-	-	-	11,002,130
Parks CIP Grants	20,000,000	30,000,000	-	-	-	50,000,000
Funding Total	**$29,973,230**	**$31,028,900**	-	-	-	**$61,002,130**
PA75100153 PPPI PRESERVES		**Function: Park Land Acquisition**			**District: Citywide**	
Acquire land for the Sonoran Preserve Citywide with Phoenix Parks and Preserves Initiative (PPPI) revenue.						
Land Acquisition	-	2,000,000	-	-	-	2,000,000
Project Total	-	**$2,000,000**	-	-	-	**$2,000,000**
PPPI 40% Mtn & Desert Preserves	-	2,000,000	-	-	-	2,000,000
Funding Total	-	**$2,000,000**	-	-	-	**$2,000,000**
PA77150017 MOUNTAIN PRESERVE ACQUISITIONS		**Function: Park Land Acquisition**			**District: Citywide**	
Acquire Mountain Preserve Land.						
Land Acquisition	445,750	-	-	-	-	445,750
Project Total	**$445,750**	-	-	-	-	**$445,750**
1988 Parks and Recreational Facilities Bonds	445,750	-	-	-	-	445,750
Funding Total	**$445,750**	-	-	-	-	**$445,750**
PA75300019 AQUATICS RENOVATION		**Function: Specialty Areas**			**District: Citywide**	
Renovate existing pools to include Americans with Disabilities improvements, replace aging equipment, and add shade and seating.						
Construction	4,125,200	706,732	-	-	-	4,831,932
Project Total	**$4,125,200**	**$706,732**	-	-	-	**$4,831,932**
Parks & Preserves Initiative Revenue	1,175,000	706,732	-	-	-	1,881,732
2006 Parks and Open Spaces Bonds	2,950,200	-	-	-	-	2,950,200
Funding Total	**$4,125,200**	**$706,732**	-	-	-	**$4,831,932**
PA75300029 PHOENIX CENTER FOR THE COMMUNITY ARTS		**Function: Specialty Areas**			**District: 8**	
Renovate, construct ADA improvements, and purchase equipment at the Phoenix Center for the Community Arts, 1202 North 3rd Street.						
Estimated full-year ongoing operating costs: $1,031,118						
Equipment	55,418	-	-	-	-	55,418
Construction	1,868,235	-	5,505,350	-	-	7,373,585
Project Total	**$1,923,653**	-	**$5,505,350**	-	-	**$7,429,003**
2006 Libraries, Youth, Senior & Cultural Facilities Bonds	-	-	5,505,350	-	-	5,505,350
2001 Parks, Recreation & Open Space Bonds	300,000	-	-	-	-	300,000
2001 Educational, Youth and Cultural Facilities Bonds	1,623,653	-	-	-	-	1,623,653
Funding Total	**$1,923,653**	-	**$5,505,350**	-	-	**$7,429,003**

Parks, Recreation and Mountain Preserves

Project No. *Project Title*	*2010-11*	*2011-12*	*2012-13*	*2013-14*	*2014-15*	*Total*
PA75300088 HERITAGE SQUARE LATH HOUSE		**Function: Specialty Areas**			**District: 8**	
Renovate buildings, upgrade landscaping and irrigation systems, and provide general building repairs.						
Design	-	-	16,552	-	-	16,552
Construction	-	-	360,360	-	-	360,360
Project Total	-	-	**$376,912**	-	-	**$376,912**
2006 Parks and Open Spaces Bonds	-	-	376,912	-	-	376,912
Funding Total	-	-	**$376,912**	-	-	**$376,912**
PA75300094 LA PRADERA COMMUNITY CENTER		**Function: Specialty Areas**			**District: 5**	
Design and construct a community center.						
Estimated full-year ongoing operating costs: $652,000						
Equipment	-	-	436,000	-	-	436,000
Design	-	-	755,370	-	-	755,370
Construction	-	-	1,980,990	-	-	1,980,990
Project Total	-	-	**$3,172,360**	-	-	**$3,172,360**
2006 Parks and Open Spaces Bonds	-	-	3,172,360	-	-	3,172,360
Funding Total	-	-	**$3,172,360**	-	-	**$3,172,360**
PA75300115 BUILDING RENOVATIONS		**Function: Specialty Areas**			**District: Citywide**	
Renovate Parks Buildings Citywide.						
Construction	865,000	-	-	-	-	865,000
Project Total	**$865,000**	-	-	-	-	**$865,000**
Parks & Preserves Initiative Revenue	865,000	-	-	-	-	865,000
Funding Total	**$865,000**	-	-	-	-	**$865,000**
PA75300116 CEMETERY LINDO / PIONEER		**Function: Specialty Areas**			**District: 8**	
Renovate Lindo and Pioneer Cemeteries.						
Construction	327,500	-	-	-	-	327,500
Project Total	**$327,500**	-	-	-	-	**$327,500**
Parks & Preserves Initiative Revenue	327,500	-	-	-	-	327,500
Funding Total	**$327,500**	-	-	-	-	**$327,500**
PA75300118 CRICKET PAVILION STUDY		**Function: Specialty Areas**			**District: 7**	
Conduct feasibility study of Cricket Pavilion.						
Design	250,000	-	-	-	-	250,000
Project Total	**$250,000**	-	-	-	-	**$250,000**
Parks & Preserves Initiative Revenue	250,000	-	-	-	-	250,000
Funding Total	**$250,000**	-	-	-	-	**$250,000**
PA75300119 ELECTRICAL IMPROVEMENTS		**Function: Specialty Areas**			**District: Citywide**	
Construct electrical improvements Citywide.						
Construction	100,000	300,000	-	-	-	400,000
Project Total	**$100,000**	**$300,000**	-	-	-	**$400,000**
Parks & Preserves Initiative Revenue	100,000	300,000	-	-	-	400,000
Funding Total	**$100,000**	**$300,000**	-	-	-	**$400,000**

Parks, Recreation and Mountain Preserves

Project No.	*Project Title*	*2010-11*	*2011-12*	*2012-13*	*2013-14*	*2014-15*	*Total*
PA75300120	**GOLF INFRASTRUCTURE**		**Function: Specialty Areas**			**District: Citywide**	
Improve golf infrastructure Citywide.							
Construction		666,269	-	-	-	-	666,269
	Project Total	**$666,269**	-	-	-	-	**$666,269**
Parks & Preserves Initiative Revenue		666,269	-	-	-	-	666,269
	Funding Total	**$666,269**	-	-	-	-	**$666,269**
PA75300121	**IRRIGATION**		**Function: Specialty Areas**			**District: Citywide**	
Upgrade irrigation systems for water savings Citywide.							
Construction		510,000	-	-	-	-	510,000
	Project Total	**$510,000**	-	-	-	-	**$510,000**
Parks & Preserves Initiative Revenue		510,000	-	-	-	-	510,000
	Funding Total	**$510,000**	-	-	-	-	**$510,000**
PA75300123	**TOVREA CASTLE**		**Function: Specialty Areas**			**District: 6**	
Construct a parking lot and restroom at Tovrea Castle							
Construction		1,281,586	-	-	-	-	1,281,586
	Project Total	**$1,281,586**	-	-	-	-	**$1,281,586**
Parks & Preserves Initiative Revenue		1,281,586	-	-	-	-	1,281,586
	Funding Total	**$1,281,586**	-	-	-	-	**$1,281,586**
PA75300131	**CHANDLER BOULEVARD PAVING**		**Function: Specialty Areas**			**District: 6**	
Construct half street, curbing, and gutters on Chandler Boulevard.							
Construction		565,911	-	-	-	-	565,911
	Project Total	**$565,911**	-	-	-	-	**$565,911**
Impact Fee - Ahwatukee, Parks		565,911	-	-	-	-	565,911
	Funding Total	**$565,911**	-	-	-	-	**$565,911**
PA75300134	**RANCHO KO-MAT-KE ADA IMPROVEMENTS**		**Function: Specialty Areas**			**District: 8**	
Construct ADA improvements at Rancho Ko-Mat-Ke, South District Office.							
Construction		-	-	141,518	-	-	141,518
	Project Total	-	-	**$141,518**	-	-	**$141,518**
2006 Parks and Open Spaces Bonds		-	-	141,518	-	-	141,518
	Funding Total	-	-	**$141,518**	-	-	**$141,518**
PA75300135	**RENOVATE BUILDING AT 23RD AVENUE AND GREENWAY**		**Function: Specialty Areas**			**District: 3**	
Construct building renovations at 23rd Avenue & Greenway.							
Construction		170,000	-	-	-	-	170,000
	Project Total	**$170,000**	-	-	-	-	**$170,000**
Parks & Preserves Initiative Revenue		170,000	-	-	-	-	170,000
	Funding Total	**$170,000**	-	-	-	-	**$170,000**

Parks, Recreation and Mountain Preserves

Project No. *Project Title*	*2010-11*	*2011-12*	*2012-13*	*2013-14*	*2014-15*	*Total*
PA75300137 CAVE CREEK GOLF COURSE		**Function: Specialty Areas**			**District: 3**	
Install fencing at Cave Creek Golf Course.						
Construction	150,000	-	-	-	-	150,000
Project Total	**$150,000**	-	-	-	-	**$150,000**
Parks & Preserves Initiative Revenue	75,000	-	-	-	-	75,000
2006 Affordable Housing & Neighborhood Revitalization Bonds	75,000	-	-	-	-	75,000
Funding Total	**$150,000**	-	-	-	-	**$150,000**
PA75150008 TRAILS		**Function: Trails**			**District: Citywide**	
Renovate and construct trails Citywide.						
Estimated full-year ongoing operating costs: $292,000						
Construction	123,442	-	391,864	-	-	515,306
Project Total	**$123,442**	-	**$391,864**	-	-	**$515,306**
Parks & Preserves Initiative Revenue	123,442	-	-	-	-	123,442
2006 Parks and Open Spaces Bonds	-	-	364,784	-	-	364,784
2001 Parks, Recreation & Open Space Bonds	-	-	27,080	-	-	27,080
Funding Total	**$123,442**	-	**$391,864**	-	-	**$515,306**
PA75150028 SONORAN BOULEVARD PATH		**Function: Trails**			**District: 2**	
Construct a trail along Sonoran Boulevard.						
Construction	5,909,859	-	-	-	-	5,909,859
Project Total	**$5,909,859**	-	-	-	-	**$5,909,859**
Impact Fee - North Gateway, Parks	5,909,859	-	-	-	-	5,909,859
Funding Total	**$5,909,859**	-	-	-	-	**$5,909,859**
PA75150029 URBAN TRAILS CONNECTIVITY		**Function: Trails**			**District: Citywide**	
Development of urban trail connectivity Citywide.						
Construction	393,900	-	-	-	-	393,900
Project Total	**$393,900**	-	-	-	-	**$393,900**
Parks & Preserves Initiative Revenue	393,900	-	-	-	-	393,900
Funding Total	**$393,900**	-	-	-	-	**$393,900**
PA75150033 DEEM HILLS TRAILS		**Function: Trails**			**District: 1**	
Construct a trailhead at Deem Hills, 59th Avenue and Jomax Road.						
Construction	798,000	-	-	-	-	798,000
Project Total	**$798,000**	-	-	-	-	**$798,000**
Impact Fee - Northern Open Space	48,000	-	-	-	-	48,000
Impact Fee - North Gateway, Parks	750,000	-	-	-	-	750,000
Funding Total	**$798,000**	-	-	-	-	**$798,000**
PA75150036 SOUTH MOUNTAIN 620 TRAILS		**Function: Trails**			**District: 6**	
Construct a trailhead at the South Mountain 620 preserve.						
Construction	100,000	-	-	-	-	100,000
Project Total	**$100,000**	-	-	-	-	**$100,000**
2006 Parks and Open Spaces Bonds	100,000	-	-	-	-	100,000
Funding Total	**$100,000**	-	-	-	-	**$100,000**

Parks, Recreation and Mountain Preserves

Project No.	*Project Title*	*2010-11*	*2011-12*	*2012-13*	*2013-14*	*2014-15*	*Total*
AR74000008	**RIO SALADO ENHANCEMENTS PERCENT FOR ART**	**Function: Percent for Art**				**District: 7**	
Commission an artist to integrate art features for the Rio Salado project.							
Construction		-	-	118,210	-	-	118,210
Project Total		-	-	**$118,210**	-	-	**$118,210**
2001 Environmental Protection & Pollution Clean-up Bonds		-	-	118,210	-	-	118,210
Funding Total		-	-	**$118,210**	-	-	**$118,210**
AR74000010	**UNNAMED PARK PERCENT FOR ART**	**Function: Percent for Art**				**District: 4**	
Design and fabricate features and amenities for the new park at 32nd Avenue and McDowell Road.							
Construction		-	453,000	-	-	-	453,000
Project Total		-	**$453,000**	-	-	-	**$453,000**
Nonprofit Corp Bonds - Water		-	453,000	-	-	-	453,000
Funding Total		-	**$453,000**	-	-	-	**$453,000**
AR74000011	**KUBAN PARK PERCENT FOR ART**	**Function: Percent for Art**				**District: 7**	
Design and fabricate fences, ramadas and demonstration garden.							
Construction		18,000	-	-	-	-	18,000
Project Total		**$18,000**	-	-	-	-	**$18,000**
2006 Parks and Open Spaces Bonds		18,000	-	-	-	-	18,000
Funding Total		**$18,000**	-	-	-	-	**$18,000**
AR74000012	**LA PRADERA PARK PERCENT FOR ART**	**Function: Percent for Art**				**District: 5**	
Design integrated art features for new community center.							
Construction		-	200,000	-	-	-	200,000
Project Total		-	**$200,000**	-	-	-	**$200,000**
Nonprofit Corp Bonds - Wastewater		-	200,000	-	-	-	200,000
Funding Total		-	**$200,000**	-	-	-	**$200,000**
AR74000014	**ARTISTS' INITIATIVE V PERCENT FOR ART**	**Function: Percent for Art**				**District: 4, 5, 7 & 8**	
Develop and display temporary artworks along the Light Rail corridor.							
Construction		117,000	-	22,159	-	-	139,159
Project Total		**$117,000**	-	**$22,159**	-	-	**$139,159**
Nonprofit Corp Bonds - Water		50,000	-	-	-	-	50,000
Nonprofit Corp Bonds - Wastewater		67,000	-	-	-	-	67,000
2006 Parks and Open Spaces Bonds		-	-	22,159	-	-	22,159
Funding Total		**$117,000**	-	**$22,159**	-	-	**$139,159**
AR74000015	**PIONEER LIVING HERITAGE VILLAGE**	**Function: Percent for Art**				**District: 1**	
Develop artwork for the Pioneer Living Heritage Village.							
Construction		-	-	120,000	-	-	120,000
Project Total		-	-	**$120,000**	-	-	**$120,000**
2006 Parks and Open Spaces Bonds		-	-	118,900	-	-	118,900
2006 Libraries, Youth, Senior & Cultural Facilities Bonds		-	-	1,100	-	-	1,100
Funding Total		-	-	**$120,000**	-	-	**$120,000**

Phoenix Convention Center

The $21.4 million Phoenix Convention Center program is funded with Convention Center operating revenue, nonprofit corporation bonds, 2001 and 2006 bonds and General funds. In addition to the Convention Center, this program includes projects and improvements for the Herberger and Orpheum Theaters, Symphony Hall plus the Regency, Heritage and Convention Center parking garages.

Phoenix Convention Center

Capital Improvement Program Summary

Project Summary	2010-11	2011-12	2012-13	2013-14	2014-15	Total
Parking Facilities	3,129,000	517,500	2,293,000	4,236,500	2,235,000	12,411,000
Phoenix Convention Center	1,899,321	900,000	750,000	546,000	2,368,000	6,463,321
Theatres	585,000	890,000	969,685	-	-	2,444,685
Percent for Art	53,000	-	-	-	-	53,000
Total	**$5,666,321**	**$2,307,500**	**$4,012,685**	**$4,782,500**	**$4,603,000**	**$21,372,006**
Source of Funds						
Operating Funds						
Convention Center Operating	1,892,321	2,262,500	2,720,000	2,612,000	2,368,000	11,854,821
General Funds	-	45,000	1,223,000	2,170,500	2,235,000	5,673,500
Total Operating Funds	**$1,892,321**	**$2,307,500**	**$3,943,000**	**$4,782,500**	**$4,603,000**	**$17,528,321**
Bond Funds						
2001 Bonds	-	-	69,685	-	-	69,685
2006 Bonds	3,379,000	-	-	-	-	3,379,000
Nonprofit Corporation Bonds - Convention Center	385,000	-	-	-	-	385,000
Nonprofit Corporation Bonds - General Government	10,000	-	-	-	-	10,000
Total Bond Funds	**$3,774,000**	**-**	**$69,685**	**-**	**-**	**$3,843,685**
Total Sources of Funds	**$5,666,321**	**$2,307,500**	**$4,012,685**	**$4,782,500**	**$4,603,000**	**$21,372,006**

Phoenix Convention Center

Project No.	*Project Title*	*2010-11*	*2011-12*	*2012-13*	*2013-14*	*2014-15*	*Total*
CP30000029	**GENERAL FUND GARAGES FACILITY ASSESSMENT**		**Function: Parking Facilities**			**District: 8**	
Perform facility assessment study for General Fund garages.							
Study		-	-	-	100,000	-	100,000
	Project Total	-	-	-	**$100,000**	-	**$100,000**
General Fund		-	-	-	100,000	-	100,000
	Funding Total	-	-	-	**$100,000**	-	**$100,000**
CP30200006	**EAST GARAGE FIRE ALARM SYSTEM**		**Function: Parking Facilities**			**District: 8**	
Design and replace fire alarm system.							
Design		50,000	-	-	-	-	50,000
Construction		-	222,500	-	-	-	222,500
	Project Total	**$50,000**	**$222,500**	-	-	-	**$272,500**
Convention Center Revenues		50,000	222,500	-	-	-	272,500
	Funding Total	**$50,000**	**$222,500**	-	-	-	**$272,500**
CP30200008	**EAST GARAGE EXPANSION JOINT REPLACEMENT**		**Function: Parking Facilities**			**District: 8**	
Install new expansion joints at the East Garage.							
Construction		-	-	-	1,166,000	-	1,166,000
	Project Total	-	-	-	**$1,166,000**	-	**$1,166,000**
Convention Center Revenues		-	-	-	1,166,000	-	1,166,000
	Funding Total	-	-	-	**$1,166,000**	-	**$1,166,000**
CP30200012	**EAST GARAGE ROLL-UP GATES**		**Function: Parking Facilities**			**District: 8**	
Replace roll-up gates at the East Garage.							
Construction		-	50,000	-	-	-	50,000
	Project Total	-	**$50,000**	-	-	-	**$50,000**
Convention Center Revenues		-	50,000	-	-	-	50,000
	Funding Total	-	**$50,000**	-	-	-	**$50,000**
CP30200013	**EAST GARAGE SECURITY GATES**		**Function: Parking Facilities**			**District: 8**	
Replace security gates at the East Garage.							
Construction		-	-	120,000	-	-	120,000
	Project Total	-	-	**$120,000**	-	-	**$120,000**
Convention Center Revenues		-	-	120,000	-	-	120,000
	Funding Total	-	-	**$120,000**	-	-	**$120,000**
CP30200016	**EAST GARAGE FACILITY ASSESSMENT**		**Function: Parking Facilities**			**District: 8**	
Conduct facility assessment for the East Garage.							
Study		-	200,000	-	-	-	200,000
	Project Total	-	**$200,000**	-	-	-	**$200,000**
Convention Center Revenues		-	200,000	-	-	-	200,000
	Funding Total	-	**$200,000**	-	-	-	**$200,000**

Phoenix Convention Center

Project No.	*Project Title*	*2010-11*	*2011-12*	*2012-13*	*2013-14*	*2014-15*	*Total*
CP30200017	**REVENUE CONTROL EQUIPMENT FOR EAST, NORTH AND WEST GARAGES**	**Function: Parking Facilities**				**District: 8**	
Replace revenue control equipment at the East, North and West Garages.							
Construction		-	-	500,000	-	-	500,000
Project Total		-	-	**$500,000**	-	-	**$500,000**
Convention Center Revenues		-	-	500,000	-	-	500,000
Funding Total		-	-	**$500,000**	-	-	**$500,000**
CP30200018	**EAST GARAGE PAINT EXTERIOR INSULATION AND FINISHING SYSTEM**	**Function: Parking Facilities**				**District: 8**	
Paint the East Garage exterior insulation and finishing (EIFS) system.							
Construction		-	-	200,000	-	-	200,000
Project Total		-	-	**$200,000**	-	-	**$200,000**
Convention Center Revenues		-	-	200,000	-	-	200,000
Funding Total		-	-	**$200,000**	-	-	**$200,000**
CP30200019	**EAST GARAGE OFFICE/UTILITY ROOM AIR CONDITIONING REPLACEMENT**	**Function: Parking Facilities**				**District: 8**	
Replace air conditioning units in the East Garage office and utility room.							
Construction		-	-	-	200,000	-	200,000
Project Total		-	-	-	**$200,000**	-	**$200,000**
Convention Center Revenues		-	-	-	200,000	-	200,000
Funding Total		-	-	-	**$200,000**	-	**$200,000**
CP30200020	**EAST GARAGE OFFICE SECURITY IMPROVEMENTS**	**Function: Parking Facilities**				**District: 8**	
Construct security improvements in the East Garage office..							
Construction		-	-	-	150,000	-	150,000
Project Total		-	-	-	**$150,000**	-	**$150,000**
Convention Center Revenues		-	-	-	150,000	-	150,000
Funding Total		-	-	-	**$150,000**	-	**$150,000**
CP30200021	**EAST GARAGE LIGHTING UPGRADE**	**Function: Parking Facilities**				**District: 8**	
Upgrade lighting at the East Garage.							
Construction		-	-	-	250,000	-	250,000
Project Total		-	-	-	**$250,000**	-	**$250,000**
Convention Center Revenues		-	-	-	250,000	-	250,000
Funding Total		-	-	-	**$250,000**	-	**$250,000**
CP30200022	**EAST GARAGE MAIN SIGN UPGRADE**	**Function: Parking Facilities**				**District: 8**	
Upgrade the main sign for the East Garage.							
Construction		-	-	250,000	-	-	250,000
Project Total		-	-	**$250,000**	-	-	**$250,000**
Convention Center Revenues		-	-	250,000	-	-	250,000
Funding Total		-	-	**$250,000**	-	-	**$250,000**

Phoenix Convention Center

Project No.	*Project Title*	*2010-11*	*2011-12*	*2012-13*	*2013-14*	*2014-15*	*Total*
CP30200023	**EAST GARAGE DIRECTIONAL AND EVENT SIGNAGE**	**Function: Parking Facilities**				**District: 8**	
Install directional and event signage at the East Garage.							
Construction		-	-	-	300,000	-	300,000
	Project Total	-	-	-	**$300,000**	-	**$300,000**
Convention Center Revenues		-	-	-	300,000	-	300,000
	Funding Total	-	-	-	**$300,000**	-	**$300,000**
CP30300002	**HERITAGE GARAGE FIRE ALARM SYSTEM**	**Function: Parking Facilities**				**District: 8**	
Upgrade the fire alarm system at Heritage Garage.							
Construction		-	-	115,000	-	-	115,000
	Project Total	-	-	**$115,000**	-	-	**$115,000**
General Fund		-	-	115,000	-	-	115,000
	Funding Total	-	-	**$115,000**	-	-	**$115,000**
CP30300003	**HERITAGE GARAGE LIGHTING CONTROLS**	**Function: Parking Facilities**				**District: 8**	
Install system to manage lighting on each level of Heritage Garage.							
Construction		-	-	23,000	-	-	23,000
	Project Total	-	-	**$23,000**	-	-	**$23,000**
General Fund		-	-	23,000	-	-	23,000
	Funding Total	-	-	**$23,000**	-	-	**$23,000**
CP30300004	**HERITAGE GARAGE SIGNAGE / STRIPING**	**Function: Parking Facilities**				**District: 8**	
Update signage and restripe Heritage Garage.							
Construction		-	-	-	-	30,000	30,000
	Project Total	-	-	-	-	**$30,000**	**$30,000**
General Fund		-	-	-	-	30,000	30,000
	Funding Total	-	-	-	-	**$30,000**	**$30,000**
CP30300005	**HERITAGE GARAGE BREAKER/FUSE DISCONNECT**	**Function: Parking Facilities**				**District: 8**	
Replace breaker/fuse disconnect at Heritage Garage.							
Construction		-	-	30,000	-	-	30,000
	Project Total	-	-	**$30,000**	-	-	**$30,000**
General Fund		-	-	30,000	-	-	30,000
	Funding Total	-	-	**$30,000**	-	-	**$30,000**
CP30300006	**HERITAGE GARAGE ELEVATOR CAB REBUILD**	**Function: Parking Facilities**				**District: 8**	
Rebuild elevator cab at Heritage Garage.							
Construction		-	-	-	-	500,000	500,000
	Project Total	-	-	-	-	**$500,000**	**$500,000**
General Fund		-	-	-	-	500,000	500,000
	Funding Total	-	-	-	-	**$500,000**	**$500,000**

Phoenix Convention Center

Project No.	*Project Title*	*2010-11*	*2011-12*	*2012-13*	*2013-14*	*2014-15*	*Total*
CP30300007	**HERITAGE GARAGE LIGHT FIXTURES**		**Function:**	**Parking Facilities**		**District:**	**8**
Replace lighting fixtures at Heritage Garage.							
Construction		-	-	60,000	-	-	60,000
	Project Total	-	-	**$60,000**	-	-	**$60,000**
General Fund		-	-	60,000	-	-	60,000
	Funding Total	-	-	**$60,000**	-	-	**$60,000**
CP30300008	**HERITAGE GARAGE MOTOR CONTROL MAINTENANCE**		**Function:**	**Parking Facilities**		**District:**	**8**
Replace motor control maintenance system at Heritage Garage.							
Construction		-	-	25,000	-	-	25,000
	Project Total	-	-	**$25,000**	-	-	**$25,000**
General Fund		-	-	25,000	-	-	25,000
	Funding Total	-	-	**$25,000**	-	-	**$25,000**
CP30300009	**HERITAGE GARAGE DIRECTIONAL AND EVENT SIGNAGE**		**Function:**	**Parking Facilities**		**District:**	**8**
Install directional and event signage at Heritage Garage.							
Construction		-	45,000	-	-	-	45,000
	Project Total	-	**$45,000**	-	-	-	**$45,000**
General Fund		-	45,000	-	-	-	45,000
	Funding Total	-	**$45,000**	-	-	-	**$45,000**
CP30300010	**HERITAGE GARAGE INTERIOR PAINT**		**Function:**	**Parking Facilities**		**District:**	**8**
Paint the interior of Heritage Garage.							
Construction		-	-	-	-	105,000	105,000
	Project Total	-	-	-	-	**$105,000**	**$105,000**
General Fund		-	-	-	-	105,000	105,000
	Funding Total	-	-	-	-	**$105,000**	**$105,000**
CP30300011	**HERITAGE GARAGE ELEVATOR INTERIOR REFURBISHMENT**		**Function:**	**Parking Facilities**		**District:**	**8**
Refurbish elevator interior at Heritage Garage.							
Construction		-	-	20,000	-	-	20,000
	Project Total	-	-	**$20,000**	-	-	**$20,000**
General Fund		-	-	20,000	-	-	20,000
	Funding Total	-	-	**$20,000**	-	-	**$20,000**
CP30300012	**HERITAGE GARAGE INTERIOR LIGHT FIXTURE REPLACEMENT**		**Function:**	**Parking Facilities**		**District:**	**8**
Replace interior lighting fixtures at Heritage Garage.							
Construction		-	-	100,000	-	-	100,000
	Project Total	-	-	**$100,000**	-	-	**$100,000**
General Fund		-	-	100,000	-	-	100,000
	Funding Total	-	-	**$100,000**	-	-	**$100,000**

Phoenix Convention Center

Project No.	*Project Title*	*2010-11*	*2011-12*	*2012-13*	*2013-14*	*2014-15*	*Total*
CP30300013	**HERITAGE GARAGE REVENUE CONTROL EQUIPMENT**	**Function: Parking Facilities**				**District: 8**	
Replace revenue control equipment at Heritage Garage.							
Construction		-	-	125,000	-	-	125,000
Project Total		-	-	**$125,000**	-	-	**$125,000**
General Fund		-	-	125,000	-	-	125,000
Funding Total		-	-	**$125,000**	-	-	**$125,000**
CP30300015	**HERITAGE GARAGE CAULKING REPLACEMENT**	**Function: Parking Facilities**				**District: 8**	
Replace caulking at Heritage Garage.							
Construction		-	-	-	-	750,000	750,000
Project Total		-	-	-	-	**$750,000**	**$750,000**
General Fund		-	-	-	-	750,000	750,000
Funding Total		-	-	-	-	**$750,000**	**$750,000**
CP30500002	**PATRIOTS GARAGE**	**Function: Parking Facilities**				**District: 8**	
Fund structural Improvements to Patriots Garage.							
Construction		3,069,000	-	-	-	-	3,069,000
Project Total		**$3,069,000**	-	-	-	-	**$3,069,000**
2006 Libraries, Youth, Senior & Cultural Facilities Bonds		3,069,000	-	-	-	-	3,069,000
Funding Total		**$3,069,000**	-	-	-	-	**$3,069,000**
CP30700002	**REGENCY GARAGE ALLEY IMPROVEMENTS**	**Function: Parking Facilities**				**District: 8**	
Improve Regency Garage alley.							
Construction		-	-	-	-	100,000	100,000
Project Total		-	-	-	-	**$100,000**	**$100,000**
General Fund		-	-	-	-	100,000	100,000
Funding Total		-	-	-	-	**$100,000**	**$100,000**
CP30700007	**REGENCY GARAGE LIGHTING CONTROL**	**Function: Parking Facilities**				**District: 8**	
Install system to manage lighting on each level of Regency Garage.							
Construction		-	-	475,000	-	-	475,000
Project Total		-	-	**$475,000**	-	-	**$475,000**
General Fund		-	-	475,000	-	-	475,000
Funding Total		-	-	**$475,000**	-	-	**$475,000**
CP30700008	**REGENCY GARAGE ACCESS EXPANSION PLATE SYSTEM**	**Function: Parking Facilities**				**District: 8**	
Replace access expansion plate system at Regency Garage.							
Construction		-	-	-	320,000	-	320,000
Project Total		-	-	-	**$320,000**	-	**$320,000**
General Fund		-	-	-	320,000	-	320,000
Funding Total		-	-	-	**$320,000**	-	**$320,000**

Phoenix Convention Center

Project No.	*Project Title*	*2010-11*	*2011-12*	*2012-13*	*2013-14*	*2014-15*	*Total*
CP30700010	**REGENCY GARAGE INTERCEPTORS**	**Function: Parking Facilities**				**District: 8**	
Replace interceptors at Regency Garage.							
Construction		10,000	-	-	-	-	10,000
	Project Total	**$10,000**	-	-	-	-	**$10,000**
2010 Regency Garage Lease Purchase		10,000	-	-	-	-	10,000
	Funding Total	**$10,000**	-	-	-	-	**$10,000**
CP30700012	**REGENCY GARAGE DOORS AND HARDWARE REPLACEMENT**	**Function: Parking Facilities**				**District: 8**	
Replace all doors and hardware at Regency Garage.							
Construction		-	-	125,000	-	-	125,000
	Project Total	-	-	**$125,000**	-	-	**$125,000**
General Fund		-	-	125,000	-	-	125,000
	Funding Total	-	-	**$125,000**	-	-	**$125,000**
CP30700014	**REGENCY GARAGE REVENUE CONTROL EQUIPMENT**	**Function: Parking Facilities**				**District: 8**	
Replace revenue control equipment at Regency Garage.							
Construction		-	-	125,000	-	-	125,000
	Project Total	-	-	**$125,000**	-	-	**$125,000**
General Fund		-	-	125,000	-	-	125,000
	Funding Total	-	-	**$125,000**	-	-	**$125,000**
CP30700016	**REGENCY GARAGE TENANT AIR CONDITIONING**	**Function: Parking Facilities**				**District: 8**	
Complete replacement of tenant air conditioning units at Regency Garage.							
Construction		-	-	-	600,000	-	600,000
	Project Total	-	-	-	**$600,000**	-	**$600,000**
General Fund		-	-	-	600,000	-	600,000
	Funding Total	-	-	-	**$600,000**	-	**$600,000**
CP30700017	**REGENCY GARAGE WEST ELEVATOR REPLACEMENT**	**Function: Parking Facilities**				**District: 8**	
Replace west elevator at Regency Garage.							
Construction		-	-	-	600,500	-	600,500
	Project Total	-	-	-	**$600,500**	-	**$600,500**
General Fund		-	-	-	600,500	-	600,500
	Funding Total	-	-	-	**$600,500**	-	**$600,500**
CP30700018	**REGENCY GARAGE INTERIOR FIXTURES IMPROVEMENTS**	**Function: Parking Facilities**				**District: 8**	
Paint interior fixtures at Regency Garage.							
Construction		-	-	-	250,000	-	250,000
	Project Total	-	-	-	**$250,000**	-	**$250,000**
General Fund		-	-	-	250,000	-	250,000
	Funding Total	-	-	-	**$250,000**	-	**$250,000**

Phoenix Convention Center

Project No.	*Project Title*	*2010-11*	*2011-12*	*2012-13*	*2013-14*	*2014-15*	*Total*
CP30700019	**REGENCY GARAGE BUILDING AUTOMATION SYSTEMS CONNECTIVITY**	**Function: Parking Facilities**				**District: 8**	
Install Building Automation Systems (BAS) connectivity for Regency Garage tenants.							
Construction		-	-	-	300,000	-	300,000
Project Total		-	-	-	**$300,000**	-	**$300,000**
General Fund		-	-	-	300,000	-	300,000
Funding Total		-	-	-	**$300,000**	-	**$300,000**
CP30700020	**REGENCY GARAGE CAULKING**	**Function: Parking Facilities**				**District: 8**	
Replace caulking at Regency Garage.							
Construction		-	-	-	-	750,000	750,000
Project Total		-	-	-	-	**$750,000**	**$750,000**
General Fund		-	-	-	-	750,000	750,000
Funding Total		-	-	-	-	**$750,000**	**$750,000**
CP10100002	**CONVENTION CENTER PROJECTS CONTINGENCY**	**Function: Phoenix Convention Center**				**District: 8**	
Complete miscellaneous repairs at the Phoenix Convention Center during construction.							
Construction		199,739	-	-	-	-	199,739
Project Total		**$199,739**	-	-	-	-	**$199,739**
Convention Center Revenues		199,739	-	-	-	-	199,739
Funding Total		**$199,739**	-	-	-	-	**$199,739**
CP10100054	**SOUTH BUILDING AIR HANDLER UNITS/MECHANICAL VALVES**	**Function: Phoenix Convention Center**				**District: 8**	
Replace South Building air handler units and mechanical valves.							
Construction		-	-	-	-	588,000	588,000
Project Total		-	-	-	-	**$588,000**	**$588,000**
Convention Center Revenues		-	-	-	-	588,000	588,000
Funding Total		-	-	-	-	**$588,000**	**$588,000**
CP10100057	**SOUTH BUILDING WATER HEATERS**	**Function: Phoenix Convention Center**				**District: 8**	
Replace South Building water heaters in kitchen and bistro.							
Construction		-	200,000	-	-	-	200,000
Project Total		-	**$200,000**	-	-	-	**$200,000**
Convention Center Revenues		-	200,000	-	-	-	200,000
Funding Total		-	**$200,000**	-	-	-	**$200,000**
CP10100060	**SOUTH BUILDING LIGHTING CONTROL REPLACEMENT**	**Function: Phoenix Convention Center**				**District: 8**	
Replace South Building lighting control system.							
Construction		-	-	-	266,000	-	266,000
Project Total		-	-	-	**$266,000**	-	**$266,000**
Convention Center Revenues		-	-	-	266,000	-	266,000
Funding Total		-	-	-	**$266,000**	-	**$266,000**

Phoenix Convention Center

Project No.	Project Title	2010-11	2011-12	2012-13	2013-14	2014-15	Total
CP10200007	**CONFERENCE CENTER BACK OF HOUSE ACOUSTIC TREATMENT**	**Function: Phoenix Convention Center**				**District: 8**	
Install sound absorbing acoustic treatment for Conference Center back of house.							
Construction		350,000	-	-	-	-	350,000
Project Total		**$350,000**	-	-	-	-	**$350,000**
Convention Center Bonds - Premium and Interest		350,000	-	-	-	-	350,000
Funding Total		**$350,000**	-	-	-	-	**$350,000**
CP10200012	**WEST GARAGE VARIABLE FREQUENCY DRIVE**	**Function: Phoenix Convention Center**				**District: 8**	
Construct variable frequency drive in West Garage.							
Construction		-	200,000	-	280,000	-	480,000
Project Total		-	**$200,000**	-	**$280,000**	-	**$480,000**
Convention Center Revenues		-	200,000	-	280,000	-	480,000
Funding Total		-	**$200,000**	-	**$280,000**	-	**$480,000**
CP10200013	**WEST KITCHEN FLOOR WATERPROOFING**	**Function: Phoenix Convention Center**				**District: 8**	
Waterproof kitchen floor in the West Building.							
Construction		-	350,000	-	-	-	350,000
Project Total		-	**$350,000**	-	-	-	**$350,000**
Convention Center Revenues		-	350,000	-	-	-	350,000
Funding Total		-	**$350,000**	-	-	-	**$350,000**
CP10200014	**EXTERIOR LED BOARD REPLACEMENT**	**Function: Phoenix Convention Center**				**District: 8**	
Replacement of West, South, Garage and Box Office LED panels and controls.							
Construction		-	-	-	-	680,000	680,000
Project Total		-	-	-	-	**$680,000**	**$680,000**
Convention Center Revenues		-	-	-	-	680,000	680,000
Funding Total		-	-	-	-	**$680,000**	**$680,000**
CP10400004	**NORTH BUILDING RECYCLABLE COMPACTORS**	**Function: Phoenix Convention Center**				**District: 8**	
Install recyclable compactors in North Building.							
Construction		35,000	-	-	-	-	35,000
Project Total		**$35,000**	-	-	-	-	**$35,000**
Convention Center Bonds - Premium and Interest		35,000	-	-	-	-	35,000
Funding Total		**$35,000**	-	-	-	-	**$35,000**
CP10400009	**CONVENTION CENTER EXPANSION AUDITOR GENERAL STUDY**	**Function: Phoenix Convention Center**				**District: 8**	
Auditor General's Office construction impact study.							
Study		50,000	-	100,000	-	-	150,000
Project Total		**$50,000**	-	**$100,000**	-	-	**$150,000**
Convention Center Revenues		50,000	-	100,000	-	-	150,000
Funding Total		**$50,000**	-	**$100,000**	-	-	**$150,000**

Phoenix Convention Center

Project No.	*Project Title*	*2010-11*	*2011-12*	*2012-13*	*2013-14*	*2014-15*	*Total*
CP10400010	**NORTH BUILDING - 5TH STREET ENTRY SECURITY GATE**	**Function: Phoenix Convention Center**				**District: 8**	
Install security gate at service entry to the ballroom and kitchen area on 5th Street.							
Construction		60,000	-	-	-	-	60,000
Project Total		**$60,000**	-	-	-	-	**$60,000**
Convention Center Revenues		60,000	-	-	-	-	60,000
Funding Total		**$60,000**	-	-	-	-	**$60,000**
CP10400011	**NORTH BUILDING OVERHEAD POWER INSTALLATION**	**Function: Phoenix Convention Center**				**District: 8**	
Design and install overhead power throughout the 300-level Exhibit Hall.							
Design		-	50,000	-	-	-	50,000
Construction		-	-	100,000	-	-	100,000
Project Total		-	**$50,000**	**$100,000**	-	-	**$150,000**
Convention Center Revenues		-	50,000	100,000	-	-	150,000
Funding Total		-	**$50,000**	**$100,000**	-	-	**$150,000**
CP10400012	**NORTH BUILDING BACK OF HOUSE WALL PROTECTION**	**Function: Phoenix Convention Center**				**District: 8**	
Install wainscot in kitchen area.							
Construction		-	-	50,000	-	-	50,000
Project Total		-	-	**$50,000**	-	-	**$50,000**
Convention Center Revenues		-	-	50,000	-	-	50,000
Funding Total		-	-	**$50,000**	-	-	**$50,000**
CP10400013	**NORTH BUILDING ACCESS RAMP STORAGE**	**Function: Phoenix Convention Center**				**District: 8**	
Construct access ramp located adjacent to street level loading dock at North Building.							
Construction		40,000	-	-	-	-	40,000
Project Total		**$40,000**	-	-	-	-	**$40,000**
Convention Center Revenues		40,000	-	-	-	-	40,000
Funding Total		**$40,000**	-	-	-	-	**$40,000**
CP10400014	**NORTHWEST BUILDING FIRE ALARM GRAPHICAL CONTROL WORKSTATION**	**Function: Phoenix Convention Center**				**District: 8**	
Install UL-listed fire alarm control workstation in North Building.							
Construction		20,582	-	-	-	-	20,582
Project Total		**$20,582**	-	-	-	-	**$20,582**
Convention Center Revenues		20,582	-	-	-	-	20,582
Funding Total		**$20,582**	-	-	-	-	**$20,582**
CP10400015	**WIRELESS SYSTEM RE-ENGINEERING**	**Function: Phoenix Convention Center**				**District: 8**	
Reengineer wireless system to meet design specifications in North Building.							
Construction		319,000	-	-	-	-	319,000
Project Total		**$319,000**	-	-	-	-	**$319,000**
Convention Center Revenues		319,000	-	-	-	-	319,000
Funding Total		**$319,000**	-	-	-	-	**$319,000**

Phoenix Convention Center

Project No.	*Project Title*	*2010-11*	*2011-12*	*2012-13*	*2013-14*	*2014-15*	*Total*
CP10400017	**CANOPY STORAGE & RAMP RELOCATION**	**Function: Phoenix Convention Center**				**District: 8**	
Create canopy to cover Event Services tables and chairs stored in street level storage area and relocate ramp.							
Construction		825,000	-	-	-	-	825,000
	Project Total	**$825,000**	-	-	-	-	**$825,000**
Convention Center Revenues		825,000	-	-	-	-	825,000
	Funding Total	**$825,000**	-	-	-	-	**$825,000**
CP10400018	**OPERATIONS CENTER RELOCATION**	**Function: Phoenix Convention Center**				**District: 8**	
Relocate the Phoenix Convention Center operations center.							
Design		-	100,000	-	-	-	100,000
Construction		-	-	500,000	-	-	500,000
	Project Total	-	**$100,000**	**$500,000**	-	-	**$600,000**
Convention Center Revenues		-	100,000	500,000	-	-	600,000
	Funding Total	-	**$100,000**	**$500,000**	-	-	**$600,000**
CP10400020	**CONVENTION CENTER CLIENT CORE NETWORK EQUIPMENT**	**Function: Phoenix Convention Center**				**District: 8**	
Replace network core equipment, including firewalls, routers and switches at the Phoenix Convention Center.							
Construction		-	-	-	-	450,000	450,000
	Project Total	-	-	-	-	**$450,000**	**$450,000**
Convention Center Revenues		-	-	-	-	450,000	450,000
	Funding Total	-	-	-	-	**$450,000**	**$450,000**
CP10400021	**CONVENTION CENTER ELECTRONIC SIGNAGE SOFTWARE REPLACEMENT**	**Function: Phoenix Convention Center**				**District: 8**	
Replace digital media signage system at the Phoenix Convention Center.							
Construction		-	-	-	-	650,000	650,000
	Project Total	-	-	-	-	**$650,000**	**$650,000**
Convention Center Revenues		-	-	-	-	650,000	650,000
	Funding Total	-	-	-	-	**$650,000**	**$650,000**
CP20000035	**SYMPHONY HALL REMODEL**	**Function: Theatres**				**District: 8**	
Complete projects associated with Symphony Hall remodel.							
Construction		-	-	69,685	-	-	69,685
	Project Total	-	-	**$69,685**	-	-	**$69,685**
2001 Educational, Youth and Cultural Facilities Bonds		-	-	69,685	-	-	69,685
	Funding Total	-	-	**$69,685**	-	-	**$69,685**
CP20100005	**HERBERGER THEATER RENOVATION**	**Function: Theatres**				**District: 8**	
Renovate the Herberger Theater for Americans with Disabilities Act (ADA) requirements and other enhancements.							
Construction		300,000	-	-	-	-	300,000
	Project Total	**$300,000**	-	-	-	-	**$300,000**
2006 Libraries, Youth, Senior & Cultural Facilities Bonds		300,000	-	-	-	-	300,000
	Funding Total	**$300,000**	-	-	-	-	**$300,000**

Phoenix Convention Center

Project No.	*Project Title*	*2010-11*	*2011-12*	*2012-13*	*2013-14*	*2014-15*	*Total*
CP20100014	**HERBERGER DIMMER RACKS CENTER STAGE**	**Function: Theatres**				**District: 8**	
Design and replace center stage dimmer racks at Herberger Theater.							
Design		70,000	-	-	-	-	70,000
Construction		-	600,000	-	-	-	600,000
	Project Total	**$70,000**	**$600,000**	-	-	-	**$670,000**
Convention Center Revenues		70,000	600,000	-	-	-	670,000
	Funding Total	**$70,000**	**$600,000**	-	-	-	**$670,000**
CP20100021	**HERBERGER SWITCH GEAR EXTERIOR SERVICE ELECTRICAL STATION**	**Function: Theatres**				**District: 8**	
Design and construct switch gear exterior Service Electrical Station (SES) for Herberger Theater.							
Design		50,000	-	-	-	-	50,000
Construction		-	200,000	-	-	-	200,000
	Project Total	**$50,000**	**$200,000**	-	-	-	**$250,000**
Convention Center Revenues		50,000	200,000	-	-	-	250,000
	Funding Total	**$50,000**	**$200,000**	-	-	-	**$250,000**
CP20200007	**ORPHEUM THEATRE FIRE ALARM SYSTEM**	**Function: Theatres**				**District: 8**	
Design and replace fire alarm system at Orpheum Theatre.							
Design		35,000	-	-	-	-	35,000
Construction		130,000	-	-	-	-	130,000
	Project Total	**$165,000**	-	-	-	-	**$165,000**
Convention Center Revenues		165,000	-	-	-	-	165,000
	Funding Total	**$165,000**	-	-	-	-	**$165,000**
CP20300009	**SYMPHONY HALL DIMMER RACKS**	**Function: Theatres**				**District: 8**	
Design and replace dimmer racks in Symphony Hall.							
Design		-	90,000	-	-	-	90,000
Construction		-	-	900,000	-	-	900,000
	Project Total	-	**$90,000**	**$900,000**	-	-	**$990,000**
Convention Center Revenues		-	90,000	900,000	-	-	990,000
	Funding Total	-	**$90,000**	**$900,000**	-	-	**$990,000**
AR76000001	**CONVENTION CENTER EXPANSION PERCENT FOR ART**	**Function: Percent for Art**				**District: 8**	
Complete closeout of several art projects at the new Convention Center.							
Construction		23,000	-	-	-	-	23,000
	Project Total	**$23,000**	-	-	-	-	**$23,000**
Convention Center Revenues		13,000	-	-	-	-	13,000
2006 Libraries, Youth, Senior & Cultural Facilities Bonds		10,000	-	-	-	-	10,000
	Funding Total	**$23,000**	-	-	-	-	**$23,000**

Phoenix Convention Center

Project No.	*Project Title*	*2010-11*	*2011-12*	*2012-13*	*2013-14*	*2014-15*	*Total*
AR76000003	**PHOENIX CONVENTION CENTER VIDEO INSTALLATION**		**Function: Percent for Art**			**District: 8**	
Retrofit Phoenix Convention Center's video facilities.							
Construction		30,000	-	-	-	-	30,000
Project Total		**$30,000**	-	-	-	-	**$30,000**
Convention Center Revenues		30,000	-	-	-	-	30,000
Funding Total		**$30,000**	-	-	-	-	**$30,000**

POLICE PROTECTION

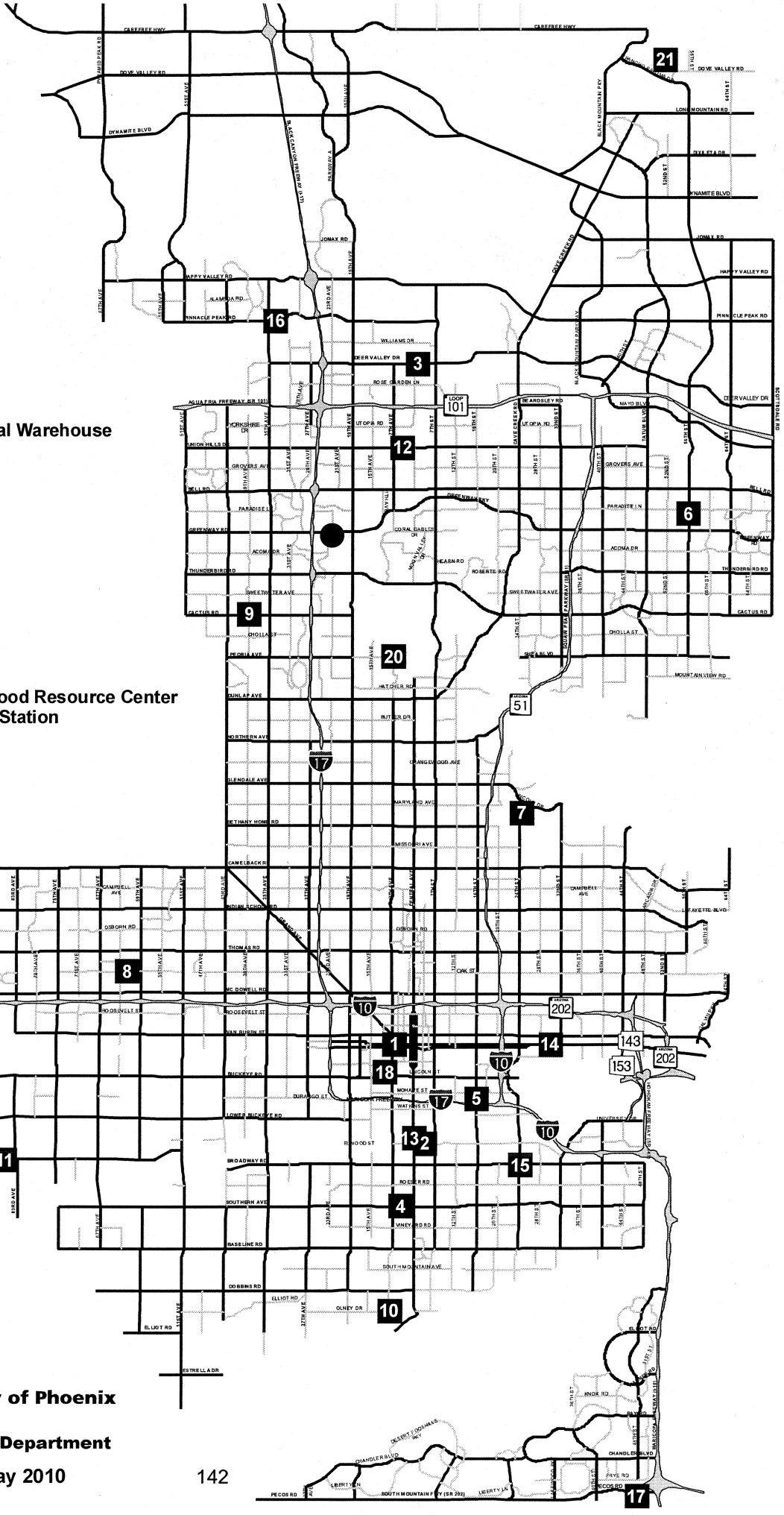

Police Facilities

Station Status

- ACTIVE
- UNDER CONSTRUCTION
- IN DESIGN

Active Facilities

1 Police Headquarters
2 Police Communications and Central Warehouse
3 Air Support Unit
4 South Mountain Precinct
5 Central City Precinct
6 Desert Horizon Precinct
7 Squaw Peak Precinct
8 Maryvale Precinct
9 Cactus Park Precinct
10 Police Academy
11 Defensive Driving Track
12 Tactical Support Bureau (North)
13 Tactical Support Bureau (South)
14 MDT Shop & Specialty Vehicle
15 South Mountain Village Neighborhood Resource Center
16 Goelet Beuf Center Neighborhood Station
17 Pecos Community Center
18 Police Crime Laboratory
19 Estrella Mountain Precinct
20 Sunnyslope Neighborhood Station
21 Black Mountain Precinct

N

0 1 2 3 4
Miles

City of Phoenix

Planning Department

May 2010

Police Protection

The Police Protection program totals $58.4 million and is funded with 2001 and 2006 bonds, impact fees and nonprofit corporation bonds. The following projects are planned:

- Purchase aircraft to replace current fleet
- Design and construct aircraft hangar facilities at the Deer Valley Airport
- Acquire land for a new northwest precinct
- Upgrade or replace the Police Automated Computer Entry (PACE) System
- Rebuild and equip the Squaw Peak Precinct
- Renovate buildings for use as the Cactus Park Precinct
- Complete construction of the Black Mountain Precinct

Police Protection

Capital Improvement Program Summary

Project Summary	2010-11	2011-12	2012-13	2013-14	2014-15	Total
Family Advocacy Center	400,000	-	-	-	-	400,000
Helicopter	4,446,000	3,960,780	-	-	-	8,406,780
Lease Purchase	5,355,300	-	-	-	-	5,355,300
Police Facilities	21,886,965	1,349,801	2,786,000	-	-	26,022,766
Police Technology	1,642,360	-	14,300,000	-	-	15,942,360
Training Facilities	-	240,000	1,600,000	-	-	1,840,000
Percent for Art	4,000	-	391,780	-	-	395,780
Total	**$33,734,625**	**$5,550,581**	**$19,077,780**	-	-	**$58,362,986**
Source of Funds						
Bond Funds						
2001 Bonds	176,940	426,000	1,786,000	-	-	2,388,940
2006 Bonds	24,732,479	3,960,780	17,291,780	-	-	45,985,039
Nonprofit Corporation Bonds - General Government	8,525,206	786,345	-	-	-	9,311,551
Total Bond Funds	**$33,434,625**	**$5,173,125**	**$19,077,780**	-	-	**$57,685,530**
Other Financing						
Impact Fees	300,000	377,456	-	-	-	677,456
Total Other Financing	**$300,000**	**$377,456**	-	-	-	**$677,456**
Total Sources of Funds	**$33,734,625**	**$5,550,581**	**$19,077,780**	-	-	**$58,362,986**

Police Protection

Project No. *Project Title*	*2010-11*	*2011-12*	*2012-13*	*2013-14*	*2014-15*	*Total*
PD00000041 POLICE FAMILY ADVOCACY CENTER	**Function: Family Advocacy Center**				**District: 7**	
Renovate Police Family Advocacy Center.						
Construction	400,000	-	-	-	-	400,000
Project Total	**$400,000**	-	-	-	-	**$400,000**
2006 Police, Fire, and Homeland Security Bonds	400,000	-	-	-	-	400,000
Funding Total	**$400,000**	-	-	-	-	**$400,000**
PD00000042 POLICE AIR FLEET REPLACEMENT	**Function: Helicopter**				**District: Citywide**	
Purchase aircraft to replace current air fleet.						
Equipment	4,446,000	-	-	-	-	4,446,000
Project Total	**$4,446,000**	-	-	-	-	**$4,446,000**
2006 Police, Fire, and Homeland Security Bonds	4,446,000	-	-	-	-	4,446,000
Funding Total	**$4,446,000**	-	-	-	-	**$4,446,000**
PD00000043 POLICE AIRCRAFT HANGAR FACILITIES	**Function: Helicopter**				**District: 1**	
Design and construct a hangar at Deer Valley Phoenix Airport.						
Equipment	-	78,000	-	-	-	78,000
Design	-	1,031,580	-	-	-	1,031,580
Construction	-	2,851,200	-	-	-	2,851,200
Project Total	-	**$3,960,780**	-	-	-	**$3,960,780**
2006 Police, Fire, and Homeland Security Bonds	-	3,960,780	-	-	-	3,960,780
Funding Total	-	**$3,960,780**	-	-	-	**$3,960,780**
PD00000064 POLICE VEHICLES	**Function: Lease Purchase**				**District: Citywide**	
Purchase replacement vehicles.						
Equipment	5,355,300	-	-	-	-	5,355,300
Project Total	**$5,355,300**	-	-	-	-	**$5,355,300**
2010 Police Lease Purchase	5,355,300	-	-	-	-	5,355,300
Funding Total	**$5,355,300**	-	-	-	-	**$5,355,300**
PD00000021 FACILITIES RENOVATIONS	**Function: Police Facilities**				**District: Citywide**	
Construct renovations on Police Department facilities.						
Construction	-	-	186,000	-	-	186,000
Project Total	-	-	**$186,000**	-	-	**$186,000**
2001 Police Facilities & Equipment Bonds	-	-	186,000	-	-	186,000
Funding Total	-	-	**$186,000**	-	-	**$186,000**
PD00000047 NORTHWEST PRECINCT LAND	**Function: Police Facilities**				**District: 1**	
Purchase land for the Northwest Precinct.						
Land Acquisition	-	-	2,600,000	-	-	2,600,000
Project Total	-	-	**$2,600,000**	-	-	**$2,600,000**
2006 Police, Fire, and Homeland Security Bonds	-	-	2,600,000	-	-	2,600,000
Funding Total	-	-	**$2,600,000**	-	-	**$2,600,000**

Police Protection

Project No.	*Project Title*	*2010-11*	*2011-12*	*2012-13*	*2013-14*	*2014-15*	*Total*
PD00000048	**BLACK MOUNTAIN PRECINCT**		**Function: Police Facilities**			**District: 2**	
Complete construction and equip the new Black Mountain Precinct located at 33355 N. Cave Creek Road.							
Construction		5,497,778	-	-	-	-	5,497,778
Project Total		**$5,497,778**	-	-	-	-	**$5,497,778**
Impact Fee - Desert View, Police		300,000	-	-	-	-	300,000
General Lease Purchase		3,169,906	-	-	-	-	3,169,906
2006 Police, Fire, and Homeland Security Bonds		2,027,872	-	-	-	-	2,027,872
Funding Total		**$5,497,778**	-	-	-	-	**$5,497,778**
PD00000049	**NORTHWEST / CACTUS PARK PRECINCT**		**Function: Police Facilities**			**District: 3**	
Renovate and equip a new northwest precinct at 2222 W. Greenway Road.							
Design		2,597,740	-	-	-	-	2,597,740
Construction		8,917,205	-	-	-	-	8,917,205
Project Total		**$11,514,945**	-	-	-	-	**$11,514,945**
2006 Police, Fire, and Homeland Security Bonds		11,514,945	-	-	-	-	11,514,945
Funding Total		**$11,514,945**	-	-	-	-	**$11,514,945**
PD00000053	**POLICE ESTRELLA MOUNTAIN PRECINCT**		**Function: Police Facilities**			**District: 7**	
Design, construct and equip a vehicle maintenance facility.							
Equipment		-	972,345	-	-	-	972,345
Construction		-	377,456	-	-	-	377,456
Project Total		-	**$1,349,801**	-	-	-	**$1,349,801**
Impact Fee - Southwest, Police		-	377,456	-	-	-	377,456
General Lease Purchase		-	786,345	-	-	-	786,345
2001 Police Facilities & Equipment Bonds		-	186,000	-	-	-	186,000
Funding Total		-	**$1,349,801**	-	-	-	**$1,349,801**
PD00000054	**SQUAW PEAK PRECINCT**		**Function: Police Facilities**			**District: 6**	
Complete construction and equip the Squaw Peak Precinct Replacement.							
Equipment		1,287,000	-	-	-	-	1,287,000
Construction		3,410,302	-	-	-	-	3,410,302
Project Total		**$4,697,302**	-	-	-	-	**$4,697,302**
2006 Police, Fire, and Homeland Security Bonds		4,697,302	-	-	-	-	4,697,302
Funding Total		**$4,697,302**	-	-	-	-	**$4,697,302**
PD00000063	**POLICE HEADQUARTERS BASEMENT**		**Function: Police Facilities**			**District: 8**	
Renovate the former lab space in the basement at Police Headquarters.							
Construction		176,940	-	-	-	-	176,940
Project Total		**$176,940**	-	-	-	-	**$176,940**
2001 Police Facilities & Equipment Bonds		176,940	-	-	-	-	176,940
Funding Total		**$176,940**	-	-	-	-	**$176,940**

Police Protection

Project No.	*Project Title*	*2010-11*	*2011-12*	*2012-13*	*2013-14*	*2014-15*	*Total*
PD00000046	**POLICE COMPUTER AIDED DESIGN UPGRADE**	**Function: Police Technology**				**District: Citywide**	
Upgrade the Computer Aided Dispatch system.							
Equipment		610,000	-	-	-	-	610,000
	Project Total	**$610,000**	-	-	-	-	**$610,000**
2006 Police, Fire, and Homeland Security Bonds		610,000	-	-	-	-	610,000
	Funding Total	**$610,000**	-	-	-	-	**$610,000**
PD00000050	**PACE UPGRADE/REPLACEMENT**	**Function: Police Technology**				**District: Citywide**	
Evaluate and upgrade or replace the Police Automated Computer Entry system.							
Study		590,040	-	-	-	-	590,040
Equipment		-	-	6,174,000	-	-	6,174,000
Design		442,320	-	8,126,000	-	-	8,568,320
	Project Total	**$1,032,360**	-	**$14,300,000**	-	-	**$15,332,360**
2006 Police, Fire, and Homeland Security Bonds		1,032,360	-	14,300,000	-	-	15,332,360
	Funding Total	**$1,032,360**	-	**$14,300,000**	-	-	**$15,332,360**
PD00000017	**RANGE DESIGN & DRIVING TRACK IMPROVEMENTS**	**Function: Training Facilities**				**District: Citywide**	
Construct improvements to the Police firing range and to the Police driving track.							
Construction		-	240,000	1,600,000	-	-	1,840,000
	Project Total	-	**$240,000**	**$1,600,000**	-	-	**$1,840,000**
2001 Police Facilities & Equipment Bonds		-	240,000	1,600,000	-	-	1,840,000
	Funding Total	-	**$240,000**	**$1,600,000**	-	-	**$1,840,000**
AR48000005	**SMOKEHOUSE TRAIL POLICE PRECINCT STATION PERCENT FOR ART**	**Function: Percent for Art**				**District: 2**	
Complete fabrication of a terrazzo floor for the new police substation.							
Construction		4,000	-	-	-	-	4,000
	Project Total	**$4,000**	-	-	-	-	**$4,000**
2006 Police, Fire, and Homeland Security Bonds		4,000	-	-	-	-	4,000
	Funding Total	**$4,000**	-	-	-	-	**$4,000**
AR48000006	**POLICE PRECINCT STATION ON GREENWAY ROAD**	**Function: Percent for Art**				**District: 3**	
Design and construct building enhancements for the new precinct station on Greenway Road.							
Construction		-	-	186,780	-	-	186,780
	Project Total	-	-	**$186,780**	-	-	**$186,780**
2006 Police, Fire, and Homeland Security Bonds		-	-	186,780	-	-	186,780
	Funding Total	-	-	**$186,780**	-	-	**$186,780**

Police Protection

Project No.	*Project Title*	*2010-11*	*2011-12*	*2012-13*	*2013-14*	*2014-15*	*Total*
AR48000007	**POLICE PRECINCT STATION #700**		**Function: Percent for Art**			**District: 6**	
Design and construct building enhancements for the new precinct station at 24th St and Lincoln.							
Construction		-	-	205,000	-	-	205,000
Project Total		-	-	**$205,000**	-	-	**$205,000**
2006 Technology Bonds		-	-	9,000	-	-	9,000
2006 Police, Fire, and Homeland Security Bonds		-	-	196,000	-	-	196,000
Funding Total		-	-	**$205,000**	-	-	**$205,000**

PUBLIC TRANSIT

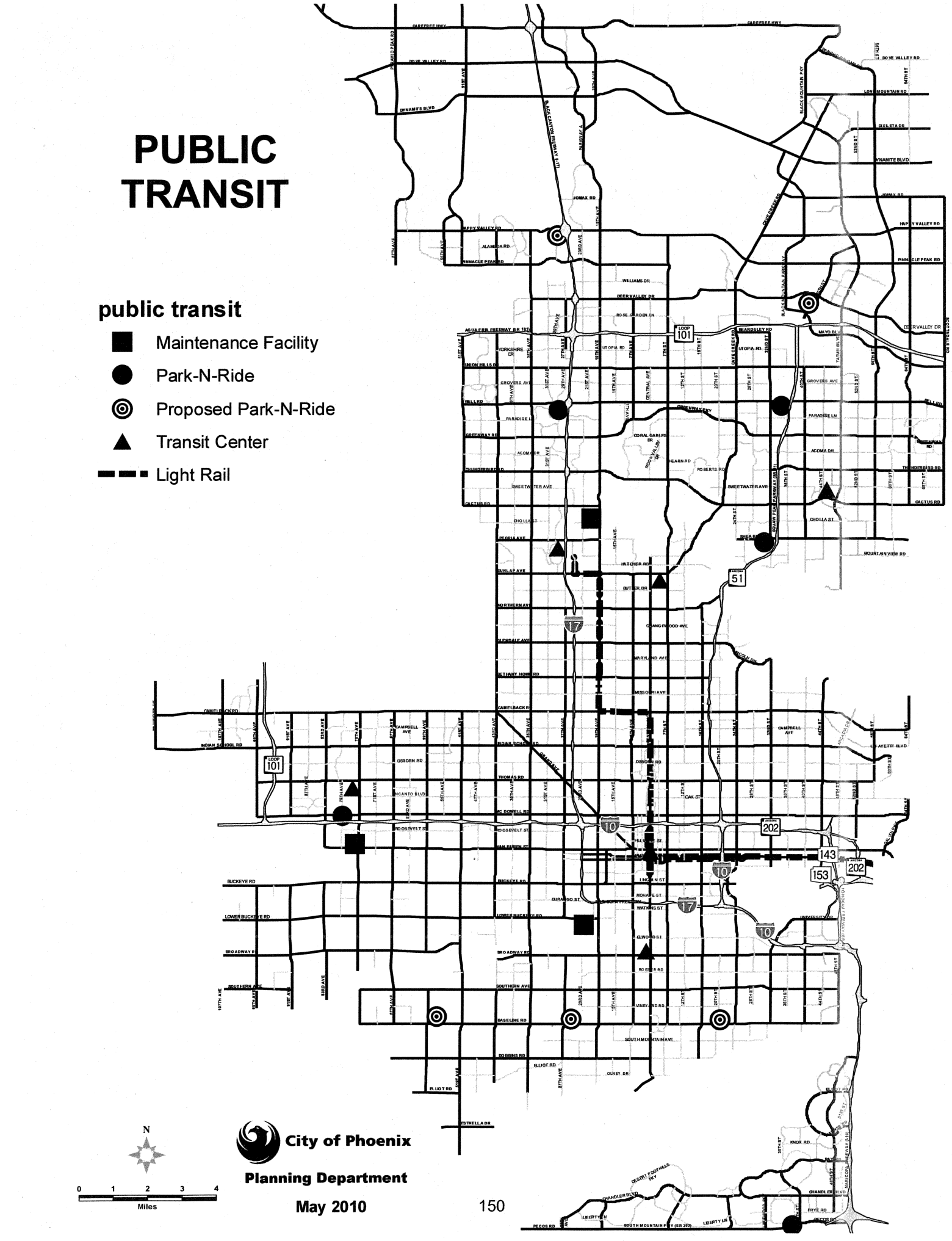

Public Transit

The $252.0 million Public Transit program is funded with Transit 2000 revenue, regional transportation revenue including the half-cent countywide sales tax, Transit nonprofit corporation bonds, Arizona Highway User Revenue and federal and state grants.

Phoenix voters approved Transit 2000, a 0.4 percent sales tax, on March 14, 2000, to fund extensive improvements to the city's public transit system. Projects in the Public Transit program include the following:

- Rehabilitate and acquire buses and purchase Dial-a-Ride replacement vans
- Improve and maintain bus stops, park-and-ride locations and transit centers
- Renovate, refurbish and enhance security at North and South maintenance facilities
- Implement technology enhancements including a wireless communication system for the regional bus system
- Acquire land and plan for future light rail northwest extension, park-and-ride locations and transit centers

Public Transit

Capital Improvement Program Summary

Project Summary	2010-11	2011-12	2012-13	2013-14	2014-15	Total
Bus and Vehicle Acquisition	22,849,415	19,803,986	23,665,666	25,716,730	26,510,070	118,545,867
Light Rail (Non Federal)	540,224	479,425	523,265	30,543,196	569,251	32,655,361
Light Rail (Non-Federal)	2,133,404	186,016	109,020	110,902	15,000	2,554,342
Maintenance Facilities	2,202,497	8,369,364	10,387,832	407,224	427,585	21,794,502
Other Transit Projects	905,812	900,000	825,000	860,000	900,000	4,390,812
Passenger Facilities	13,533,516	3,811,407	13,027,386	869,527	3,152,973	34,394,809
Planning Projects	397,654	75,000	151,769	100,000	75,000	799,423
Right-of-Way Acquisition for Light Rail	12,808,246	100,000	-	-	-	12,908,246
Technology/Communications	14,996,025	4,050,000	-	650,092	-	19,696,117
Contingencies	3,750,000	-	-	-	-	3,750,000
Percent for Art	476,400	-	-	-	-	476,400
Total	**$74,593,193**	**$37,775,198**	**$48,689,938**	**$59,257,671**	**$31,649,879**	**$251,965,879**
Source of Funds						
Operating Funds						
Arizona Highway Users	32,200	-	-	30,000,000	-	30,032,200
Operating Grants	15,049,581	8,633,169	10,265,262	4,269,511	5,520,060	43,737,583
Transit 2000	10,277,583	4,582,364	4,634,305	3,681,811	3,070,103	26,246,166
Total Operating Funds	**$25,359,364**	**$13,215,533**	**$14,899,567**	**$37,951,322**	**$8,590,163**	**$100,015,949**
Bond Funds						
2006 Bonds	106,000	-	-	-	-	106,000
Nonprofit Corporation Bonds - Transit 2000	14,302,808	-	-	-	-	14,302,808
Nonprofit Corporation Bonds - Wastewater	7,000	-	-	-	-	7,000
Total Bond Funds	**$14,415,808**	-	-	-	-	**$14,415,808**
Other Financing						
Capital Grants	34,818,021	24,559,665	33,790,371	21,306,349	23,059,716	137,534,122
Total Other Financing	**$34,818,021**	**$24,559,665**	**$33,790,371**	**$21,306,349**	**$23,059,716**	**$137,534,122**
Total Sources of Funds	**$74,593,193**	**$37,775,198**	**$48,689,938**	**$59,257,671**	**$31,649,879**	**$251,965,879**

Public Transit

Project No.	*Project Title*	*2010-11*	*2011-12*	*2012-13*	*2013-14*	*2014-15*	*Total*
PT00110001	**STANDARD BUSES**		**Function: Bus and Vehicle Acquisition**			**District: Citywide**	
Purchase, make-ready and inspect replacement buses.							
Equipment		-	15,429,572	20,815,666	21,563,320	22,210,240	80,018,798
Project Total		-	**$15,429,572**	**$20,815,666**	**$21,563,320**	**$22,210,240**	**$80,018,798**
Regional Transportation Plan-Transit		-	2,575,095	3,538,663	3,665,764	3,775,741	13,555,263
FTA Grants		-	12,854,477	17,277,003	17,897,556	18,434,499	66,463,535
Funding Total		-	**$15,429,572**	**$20,815,666**	**$21,563,320**	**$22,210,240**	**$80,018,798**
PT00110003	**REPLACEMENT DIAL-A-RIDE VEHICLES**		**Function: Bus and Vehicle Acquisition**			**District: Citywide**	
Purchase replacement Dial-A-Ride vehicles.							
Equipment		-	-	2,850,000	2,713,410	2,794,830	8,358,240
Project Total		-	-	**$2,850,000**	**$2,713,410**	**$2,794,830**	**$8,358,240**
Regional Transportation Plan-Transit		-	-	570,000	542,682	558,966	1,671,648
FTA Grants		-	-	2,280,000	2,170,728	2,235,864	6,686,592
Funding Total		-	-	**$2,850,000**	**$2,713,410**	**$2,794,830**	**$8,358,240**
PT03110001	**REPLACEMENT OF 40 FT STANDARD BUSES**		**Function: Bus and Vehicle Acquisition**			**District: Citywide**	
Purchase, make-ready and inspect replacement buses.							
Equipment		-	1,524,414	-	-	-	1,524,414
Project Total		-	**$1,524,414**	-	-	-	**$1,524,414**
Regional Transportation Plan-Transit		-	259,150	-	-	-	259,150
FTA Grants		-	1,265,264	-	-	-	1,265,264
Funding Total		-	**$1,524,414**	-	-	-	**$1,524,414**
PT03110002	**REPLACEMENT OF 30 FT DIAL-A-RIDE VEHICLES**		**Function: Bus and Vehicle Acquisition**			**District: Citywide**	
Purchase replacement Dial-A-Ride vehicles.							
Equipment		2,222,257	-	-	-	-	2,222,257
Project Total		**$2,222,257**	-	-	-	-	**$2,222,257**
Regional Transportation Plan-Transit		444,451	-	-	-	-	444,451
FTA Grants		1,777,806	-	-	-	-	1,777,806
Funding Total		**$2,222,257**	-	-	-	-	**$2,222,257**
PT03110003	**ARTICULATED BUS ENGINE REPLACEMENT**		**Function: Bus and Vehicle Acquisition**			**District: Citywide**	
Replace engines on 60 ft articulated buses with 2010 EPA certified engines.							
Equipment		1,753,604	-	-	-	-	1,753,604
Project Total		**$1,753,604**	-	-	-	-	**$1,753,604**
FTA Grants		1,200,000	-	-	-	-	1,200,000
EPA Award		553,604	-	-	-	-	553,604
Funding Total		**$1,753,604**	-	-	-	-	**$1,753,604**
PT04110002	**STANDARD 40 FT BUSES**		**Function: Bus and Vehicle Acquisition**			**District: Citywide**	
Purchase, make-ready and inspect replacement buses.							
Equipment		1,740,000	-	-	-	-	1,740,000
Project Total		**$1,740,000**	-	-	-	-	**$1,740,000**
Regional Transportation Plan-Transit		99,180	-	-	-	-	99,180
FTA Grants		1,640,820	-	-	-	-	1,640,820
Funding Total		**$1,740,000**	-	-	-	-	**$1,740,000**

Public Transit

Project No.	*Project Title*	*2010-11*	*2011-12*	*2012-13*	*2013-14*	*2014-15*	*Total*
PT04110003	**STANDARD 40 FT BUSES**	**Function: Bus and Vehicle Acquisition**				**District: Citywide**	
Purchase, make-ready and inspect replacement buses.							
Equipment		17,133,554	-	-	-	-	17,133,554
	Project Total	**$17,133,554**	**-**	**-**	**-**	**-**	**$17,133,554**
Regional Transportation Plan-Transit		2,912,704	-	-	-	-	2,912,704
FTA Grants		14,220,850	-	-	-	-	14,220,850
	Funding Total	**$17,133,554**	**-**	**-**	**-**	**-**	**$17,133,554**
PT96110003	**REPLACEMENT OF 40 FT STANDARD BUSES**	**Function: Bus and Vehicle Acquisition**				**District: Citywide**	
Purchase, make-ready and inspect replacement buses.							
Equipment		-	2,850,000	-	-	-	2,850,000
	Project Total	**-**	**$2,850,000**	**-**	**-**	**-**	**$2,850,000**
Regional Transportation Plan-Transit		-	484,500	-	-	-	484,500
FTA Grants		-	2,365,500	-	-	-	2,365,500
	Funding Total	**-**	**$2,850,000**	**-**	**-**	**-**	**$2,850,000**
PT96110006	**BUS MIDLIFE REHABILITATION PROJECT**	**Function: Bus and Vehicle Acquisition**				**District: Citywide**	
Rebuild bus engines, repaint and replace windows and upholstery on an as-needed basis.							
Equipment		-	-	-	1,440,000	1,505,000	2,945,000
	Project Total	**-**	**-**	**-**	**$1,440,000**	**$1,505,000**	**$2,945,000**
Transit 2000 Initiative Revenue		-	-	-	288,000	301,000	589,000
FTA Grants		-	-	-	1,152,000	1,204,000	2,356,000
	Funding Total	**-**	**-**	**-**	**$1,440,000**	**$1,505,000**	**$2,945,000**
PT00250212	**NORTHWEST EXTENSION - TECHNICAL ASSISTANCE CONSULTANTS**	**Function: Light Rail (Non Federal)**				**District: 1, 3 & 5**	
Provide assistance to businesses along the Light Rail northwest extension route.							
Study		14,000	20,000	30,000	25,000	25,000	114,000
	Project Total	**$14,000**	**$20,000**	**$30,000**	**$25,000**	**$25,000**	**$114,000**
Transit 2000 Initiative Revenue		14,000	20,000	30,000	25,000	25,000	114,000
	Funding Total	**$14,000**	**$20,000**	**$30,000**	**$25,000**	**$25,000**	**$114,000**
PT00250213	**NORTHWEST EXTENSION - BUSINESS ADVOCATE**	**Function: Light Rail (Non Federal)**				**District: 1, 3 & 5**	
Provide assistance to businesses along the Light Rail northwest extension route.							
Study		6,000	10,000	15,000	15,000	15,000	61,000
	Project Total	**$6,000**	**$10,000**	**$15,000**	**$15,000**	**$15,000**	**$61,000**
Transit 2000 Initiative Revenue		6,000	10,000	15,000	15,000	15,000	61,000
	Funding Total	**$6,000**	**$10,000**	**$15,000**	**$15,000**	**$15,000**	**$61,000**
PT00250214	**NORTHWEST EXTENSION - MARKETING AND ADVERTISING**	**Function: Light Rail (Non Federal)**				**District: 1, 3 & 5**	
Provide assistance to businesses along the Light Rail northwest extension route.							
Study		7,000	15,000	20,000	20,000	20,000	82,000
	Project Total	**$7,000**	**$15,000**	**$20,000**	**$20,000**	**$20,000**	**$82,000**
Transit 2000 Initiative Revenue		7,000	15,000	20,000	20,000	20,000	82,000
	Funding Total	**$7,000**	**$15,000**	**$20,000**	**$20,000**	**$20,000**	**$82,000**

Public Transit

Project No.	*Project Title*	*2010-11*	*2011-12*	*2012-13*	*2013-14*	*2014-15*	*Total*
PT00250216	**NORTHWEST EXTENSION - CITY CORE STAFF**	**Function: Light Rail (Non Federal)**				**District: 1, 3 & 5**	
Staff charges for city staff support of Light Rail northwest extension.							
Other		114,613	124,114	127,614	130,932	141,136	638,409
	Project Total	**$114,613**	**$124,114**	**$127,614**	**$130,932**	**$141,136**	**$638,409**
Transit 2000 Initiative Revenue		114,613	124,114	127,614	130,932	141,136	638,409
	Funding Total	**$114,613**	**$124,114**	**$127,614**	**$130,932**	**$141,136**	**$638,409**
PT00250219	**LIGHT RAIL TRANSIT - STREETS**	**Function: Light Rail (Non Federal)**				**District: 4, 5, 7 & 8**	
Reimbursement for streets related costs for Light Rail transit initial segment project.							
Study		-	-	-	30,000,000	-	30,000,000
	Project Total	**-**	**-**	**-**	**$30,000,000**	**-**	**$30,000,000**
Arizona Highway User Revenues		-	-	-	30,000,000	-	30,000,000
	Funding Total	**-**	**-**	**-**	**$30,000,000**	**-**	**$30,000,000**
PT00250220	**NORTHWEST EXTENSION - STREETS STAFF**	**Function: Light Rail (Non Federal)**				**District: 1, 3 & 5**	
Charges for project support by City Streets staff.							
Other		29,600	-	-	-	-	29,600
	Project Total	**$29,600**	**-**	**-**	**-**	**-**	**$29,600**
Transit 2000 Initiative Revenue		29,600	-	-	-	-	29,600
	Funding Total	**$29,600**	**-**	**-**	**-**	**-**	**$29,600**
PT00270002	**LIGHT RAIL SUPPORT SERVICES**	**Function: Light Rail (Non Federal)**				**District: 4, 5, 7, & 8**	
Charges for City staff support of Light Rail project.							
Other		111,480	74,512	71,543	68,094	71,219	396,848
	Project Total	**$111,480**	**$74,512**	**$71,543**	**$68,094**	**$71,219**	**$396,848**
Transit 2000 Initiative Revenue		111,480	74,512	71,543	68,094	71,219	396,848
	Funding Total	**$111,480**	**$74,512**	**$71,543**	**$68,094**	**$71,219**	**$396,848**
PT00270007	**LIGHT RAIL TRANSIT CITY STAFF**	**Function: Light Rail (Non Federal)**				**District: 4, 5, 7, & 8**	
Charges for staff time to assist Special Projects Administrator.							
Other		23,783	24,920	26,111	27,359	28,667	130,840
	Project Total	**$23,783**	**$24,920**	**$26,111**	**$27,359**	**$28,667**	**$130,840**
Transit 2000 Initiative Revenue		23,783	24,920	26,111	27,359	28,667	130,840
	Funding Total	**$23,783**	**$24,920**	**$26,111**	**$27,359**	**$28,667**	**$130,840**
PT00270100	**PHOENIX WEST CORRIDOR STUDY**	**Function: Light Rail (Non Federal)**				**District: 1, 3 & 5**	
Charges for city staff time for coordination of Phoenix West Corridor right-of-way.							
Study		233,748	210,879	232,997	256,811	268,229	1,202,664
	Project Total	**$233,748**	**$210,879**	**$232,997**	**$256,811**	**$268,229**	**$1,202,664**
Transit 2000 Initiative Revenue		233,748	210,879	232,997	256,811	268,229	1,202,664
	Funding Total	**$233,748**	**$210,879**	**$232,997**	**$256,811**	**$268,229**	**$1,202,664**

Public Transit

Project No.	*Project Title*	*2010-11*	*2011-12*	*2012-13*	*2013-14*	*2014-15*	*Total*
PT00250004	**LIGHT RAIL TRANSIT STAFF BILLABLES**	**Function: Light Rail (Non-Federal)**				**District: Citywide**	
Staff time for work performed on initial Light Rail segment.							
Other		2,700	-	-	-	-	2,700
	Project Total	**$2,700**	-	-	-	-	**$2,700**
Transit 2000 Initiative Revenue		2,700	-	-	-	-	2,700
	Funding Total	**$2,700**	-	-	-	-	**$2,700**
PT00250011	**LIGHT RAIL STREET CONSTRUCTION**	**Function: Light Rail (Non-Federal)**				**District: 4, 5, 7 & 8**	
Final costs for street construction charges and Light Rail coordination.							
Construction		5,000	-	-	-	-	5,000
	Project Total	**$5,000**	-	-	-	-	**$5,000**
Transit 2000 Initiative Revenue		5,000	-	-	-	-	5,000
	Funding Total	**$5,000**	-	-	-	-	**$5,000**
PT00250025	**LIGHT RAIL TRANSIT FEDERAL COMPLIANCE BILLABLES**	**Function: Light Rail (Non-Federal)**				**District: Citywide**	
Staff time for work performed on federal compliance coordination.							
Study		13,680	8,148	4,752	4,848	-	31,428
	Project Total	**$13,680**	**$8,148**	**$4,752**	**$4,848**	-	**$31,428**
Transit 2000 Initiative Revenue		13,680	8,148	4,752	4,848	-	31,428
	Funding Total	**$13,680**	**$8,148**	**$4,752**	**$4,848**	-	**$31,428**
PT00250209	**NORTHWEST EXTENSION - EAS DIVISON STAFF**	**Function: Light Rail (Non-Federal)**				**District: 1, 3 & 5**	
Charges for Engineering and Architectural Services Divison staff time for coordination of northwest extension right-of-way.							
Other		68,000	75,350	-	-	-	143,350
	Project Total	**$68,000**	**$75,350**	-	-	-	**$143,350**
Transit 2000 Initiative Revenue		68,000	75,350	-	-	-	143,350
	Funding Total	**$68,000**	**$75,350**	-	-	-	**$143,350**
PT00250210	**NORTHWEST EXTENSION - PLANNER III**	**Function: Light Rail (Non-Federal)**				**District: 1, 3 & 5**	
Charges for Planner III position funded by Public Transit for northwest extension.							
Other		85,802	87,518	89,268	91,054	-	353,642
	Project Total	**$85,802**	**$87,518**	**$89,268**	**$91,054**	-	**$353,642**
Transit 2000 Initiative Revenue		85,802	87,518	89,268	91,054	-	353,642
	Funding Total	**$85,802**	**$87,518**	**$89,268**	**$91,054**	-	**$353,642**
PT00250211	**NORTHWEST EXTENSION - BUSINESS ASSISTANCE PROGRAM**	**Function: Light Rail (Non-Federal)**				**District: 1, 3 & 5**	
Provide assistance to businesses along the Light Rail northwest extension route.							
Study		13,660	15,000	15,000	15,000	15,000	73,660
	Project Total	**$13,660**	**$15,000**	**$15,000**	**$15,000**	**$15,000**	**$73,660**
Transit 2000 Initiative Revenue		13,660	15,000	15,000	15,000	15,000	73,660
	Funding Total	**$13,660**	**$15,000**	**$15,000**	**$15,000**	**$15,000**	**$73,660**

Public Transit

Project No.	*Project Title*	*2010-11*	*2011-12*	*2012-13*	*2013-14*	*2014-15*	*Total*
PT00250222	**NORTHWEST EXTENSION - DESIGN MODIFICATION**	**Function: Light Rail (Non-Federal)**				**District: 3 & 5**	
Complete utilities relocation and roadway landscaping at 19th Avenue and Royal Palm frontage road.							
Design		1,679,562	-	-	-	-	1,679,562
	Project Total	**$1,679,562**	-	-	-	-	**$1,679,562**
Regional Transportation Plan-Transit		450,000	-	-	-	-	450,000
Nonprofit CIC Bonds		1,229,562	-	-	-	-	1,229,562
	Funding Total	**$1,679,562**	-	-	-	-	**$1,679,562**
PT00250223	**NORTHWEST EXTENSION STREET WIDENING**	**Function: Light Rail (Non-Federal)**				**District: 5**	
Construct street widening along 19th Avenue from Dunlap to Bethany.							
Construction		265,000	-	-	-	-	265,000
	Project Total	**$265,000**	-	-	-	-	**$265,000**
Nonprofit CIC Bonds		265,000	-	-	-	-	265,000
	Funding Total	**$265,000**	-	-	-	-	**$265,000**
PT00120057	**302 BUILDING - CCTV**	**Function: Maintenance Facilities**				**District: 7**	
Install security equipment at 302 Building.							
Equipment		259,875	-	-	-	-	259,875
	Project Total	**$259,875**	-	-	-	-	**$259,875**
		259,875	-	-	-	-	259,875
	Funding Total	**$259,875**	-	-	-	-	**$259,875**
PT00130011	**EQUIPMENT REPLACEMENT NORTH AND SOUTH**	**Function: Maintenance Facilities**				**District: 3 & 7**	
Replace equipment at North and South Division facilities.							
Equipment		351,775	369,364	387,832	407,224	427,585	1,943,780
	Project Total	**$351,775**	**$369,364**	**$387,832**	**$407,224**	**$427,585**	**$1,943,780**
Transit 2000 Initiative Revenue		351,775	369,364	387,832	407,224	427,585	1,943,780
	Funding Total	**$351,775**	**$369,364**	**$387,832**	**$407,224**	**$427,585**	**$1,943,780**
PT00130023	**SOUTH FACILITY UPGRADE**	**Function: Maintenance Facilities**				**District: 7**	
Construct South Facility upgrade.							
Construction		250,000	500,000	10,000,000	-	-	10,750,000
	Project Total	**$250,000**	**$500,000**	**$10,000,000**	-	-	**$10,750,000**
Transit 2000 Initiative Revenue		50,000	100,000	2,000,000	-	-	2,150,000
FTA Grants		200,000	400,000	8,000,000	-	-	8,600,000
	Funding Total	**$250,000**	**$500,000**	**$10,000,000**	-	-	**$10,750,000**
PT00130028	**SOUTH FACILITY SECURITY ENHANCEMENTS**	**Function: Maintenance Facilities**				**District: 7**	
Construct South Facility security enhancements.							
Construction		587,847	-	-	-	-	587,847
	Project Total	**$587,847**	-	-	-	-	**$587,847**
		587,847	-	-	-	-	587,847
	Funding Total	**$587,847**	-	-	-	-	**$587,847**

Public Transit

Project No.	*Project Title*	*2010-11*	*2011-12*	*2012-13*	*2013-14*	*2014-15*	*Total*
PT00130029	**NORTH FACILITY SECURITY ENHANCEMENTS**	**Function: Maintenance Facilities**				**District: 3**	
Construct North Facility security enhancements.							
Construction		183,000	-	-	-	-	183,000
	Project Total	**$183,000**	-	-	-	-	**$183,000**
		183,000	-	-	-	-	183,000
	Funding Total	**$183,000**	-	-	-	-	**$183,000**
PT00130030	**WEST OPERATING FACILITY SECURITY ENHANCEMENTS/UPGRADES**	**Function: Maintenance Facilities**				**District: 7**	
Construct security enchancements and upgrades at the West Operating Facility.							
Construction		170,000	-	-	-	-	170,000
	Project Total	**$170,000**	-	-	-	-	**$170,000**
Transit 2000 Initiative Revenue		170,000	-	-	-	-	170,000
	Funding Total	**$170,000**	-	-	-	-	**$170,000**
PT96130004	**NORTH FACILITY REFURBISHMENT**	**Function: Maintenance Facilities**				**District: 3**	
Construct facility upgrades at north facility.							
Construction		400,000	7,500,000	-	-	-	7,900,000
	Project Total	**$400,000**	**$7,500,000**	-	-	-	**$7,900,000**
Transit 2000 Initiative Revenue		80,000	1,500,000	-	-	-	1,580,000
FTA Grants		320,000	6,000,000	-	-	-	6,320,000
	Funding Total	**$400,000**	**$7,500,000**	-	-	-	**$7,900,000**
PT00140001	**BUS PULLOUTS**	**Function: Other Transit Projects**				**District: Citywide**	
Install new bus pullouts.							
Construction		755,000	790,000	825,000	860,000	900,000	4,130,000
	Project Total	**$755,000**	**$790,000**	**$825,000**	**$860,000**	**$900,000**	**$4,130,000**
Transit 2000 Initiative Revenue		755,000	790,000	825,000	860,000	900,000	4,130,000
	Funding Total	**$755,000**	**$790,000**	**$825,000**	**$860,000**	**$900,000**	**$4,130,000**
PT37140002	**PHOENIX GRANT ADMINISTRATION FUNDING**	**Function: Other Transit Projects**				**District: Citywide**	
Staff administrative costs for federal grant management.							
Study		70,000	-	-	-	-	70,000
Other		-	110,000	-	-	-	110,000
	Project Total	**$70,000**	**$110,000**	-	-	-	**$180,000**
FTA Grants		70,000	110,000	-	-	-	180,000
	Funding Total	**$70,000**	**$110,000**	-	-	-	**$180,000**
PT96140001	**SUPPORT SERVICES**	**Function: Other Transit Projects**				**District: Citywide**	
Administrative charges, audit services and training related to management of federal grants.							
Other		80,812	-	-	-	-	80,812
	Project Total	**$80,812**	-	-	-	-	**$80,812**
Transit 2000 Initiative Revenue		16,162	-	-	-	-	16,162
FTA Grants		64,650	-	-	-	-	64,650
	Funding Total	**$80,812**	-	-	-	-	**$80,812**

Public Transit

Project No. *Project Title*	*2010-11*	*2011-12*	*2012-13*	*2013-14*	*2014-15*	*Total*
PT00120029 PARK-AND-RIDE ANNUAL MAINTENANCE	**Function: Passenger Facilities**				**District: Citywide**	
Refurbish Park-And-Ride facilities.						
Construction	413,438	434,109	455,815	478,606	502,536	2,284,504
Project Total	**$413,438**	**$434,109**	**$455,815**	**$478,606**	**$502,536**	**$2,284,504**
Transit 2000 Initiative Revenue	413,438	434,109	455,815	478,606	502,536	2,284,504
Funding Total	**$413,438**	**$434,109**	**$455,815**	**$478,606**	**$502,536**	**$2,284,504**
PT00120030 TRANSIT CENTER ANNUAL MAINTENANCE	**Function: Passenger Facilities**				**District: Citywide**	
Refurbish Transit Center facilities.						
Construction	189,000	198,450	208,373	218,791	229,731	1,044,345
Project Total	**$189,000**	**$198,450**	**$208,373**	**$218,791**	**$229,731**	**$1,044,345**
Transit 2000 Initiative Revenue	189,000	198,450	208,373	218,791	229,731	1,044,345
Funding Total	**$189,000**	**$198,450**	**$208,373**	**$218,791**	**$229,731**	**$1,044,345**
PT00120036 UPGRADE SECURITY SYSTEM AT TRANSIT CENTERS	**Function: Passenger Facilities**				**District: Citywide**	
Upgrade security system at transit centers.						
Equipment	60,000	-	-	-	-	60,000
Project Total	**$60,000**	-	-	-	-	**$60,000**
Transit 2000 Initiative Revenue	60,000	-	-	-	-	60,000
Funding Total	**$60,000**	-	-	-	-	**$60,000**
PT00120045 DESERT SKY TRANSIT CENTER	**Function: Passenger Facilities**				**District: 7**	
Acquire land and construct Transit Center at Desert Sky.						
Estimated full-year ongoing operating costs: $68,245						
Pre-design	110,926	-	-	-	-	110,926
Land Acquisition	-	3,128,848	-	-	-	3,128,848
Construction	-	-	12,313,198	-	-	12,313,198
Project Total	**$110,926**	**$3,128,848**	**$12,313,198**	-	-	**$15,552,972**
Regional Transportation Plan-Transit	55,463	1,564,424	6,156,599	-	-	7,776,486
FTA Grants	55,463	1,564,424	6,156,599	-	-	7,776,486
Funding Total	**$110,926**	**$3,128,848**	**$12,313,198**	-	-	**$15,552,972**
PT00120055 MAINTENANCE OF VACANT PROPERTY	**Function: Passenger Facilities**				**District: Citywide**	
Maintain vacant property for future construction.						
Other	69,495	50,000	50,000	50,000	50,000	269,495
Project Total	**$69,495**	**$50,000**	**$50,000**	**$50,000**	**$50,000**	**$269,495**
Transit 2000 Initiative Revenue	69,495	50,000	50,000	50,000	50,000	269,495
Funding Total	**$69,495**	**$50,000**	**$50,000**	**$50,000**	**$50,000**	**$269,495**
PT00120059 ED PASTOR TRANSIT CENTER SECURITY ENHANCEMENTS	**Function: Passenger Facilities**				**District: 8**	
Implement security enhancements at Ed Pastor Transit Center.						
Equipment	82,000	-	-	-	-	82,000
Project Total	**$82,000**	-	-	-	-	**$82,000**
	82,000	-	-	-	-	82,000
Funding Total	**$82,000**	-	-	-	-	**$82,000**

Public Transit

Project No.	*Project Title*	*2010-11*	*2011-12*	*2012-13*	*2013-14*	*2014-15*	*Total*
PT00120060	**METROCENTER SECURITY ENHANCEMENTS**	**Function: Passenger Facilities**				**District: 1**	
Implement security enhancements at Metrocenter Transit Center.							
Equipment		29,000	-	-	-	-	29,000
	Project Total	**$29,000**	-	-	-	-	**$29,000**
		29,000	-	-	-	-	29,000
	Funding Total	**$29,000**	-	-	-	-	**$29,000**
PT01120001	**BUS ACCESS CROSSOVER LANE (BELL RD/SR-51)**	**Function: Passenger Facilities**				**District: 2**	
Construct bus access ramp to provide entrance to Park-And-Ride bus platform for passenger boardings using American Recovery and Reinvestment Act (ARRA) funding.							
Construction		573,254	-	-	-	-	573,254
	Project Total	**$573,254**	-	-	-	-	**$573,254**
ARRA 2009 FTA Grants		573,254	-	-	-	-	573,254
	Funding Total	**$573,254**	-	-	-	-	**$573,254**
PT02120001	**CENTRAL STATION TRANSIT CENTER REFURBISHMENTS**	**Function: Passenger Facilities**				**District: 7**	
Construct facility upgrades at Central Station Transit Center using American Recovery and Reinvestment Act (ARRA) funding.							
Construction		4,118,139	-	-	-	-	4,118,139
	Project Total	**$4,118,139**	-	-	-	-	**$4,118,139**
ARRA 2009 FTA Grants		4,118,139	-	-	-	-	4,118,139
	Funding Total	**$4,118,139**	-	-	-	-	**$4,118,139**
PT02120003	**HAPPY VALLEY/I-17 PARK-AND-RIDE**	**Function: Passenger Facilities**				**District: 1**	
Construct Park-And-Ride at Happy Valley Rd/I-17 using American Recovery and Reinvestment Act (ARRA) funding.							
Construction		2,510,000	-	-	-	-	2,510,000
	Project Total	**$2,510,000**	-	-	-	-	**$2,510,000**
ARRA 2009 FTA Grants		2,510,000	-	-	-	-	2,510,000
	Funding Total	**$2,510,000**	-	-	-	-	**$2,510,000**
PT02120004	**PECOS/40TH STREET PARK-AND-RIDE EXPANSION**	**Function: Passenger Facilities**				**District: 6**	
Construct facility expansion at Pecos/40th St Park-And-Ride using American Recovery and Reinvestment Act (ARRA) funding.							
Construction		1,480,000	-	-	-	-	1,480,000
	Project Total	**$1,480,000**	-	-	-	-	**$1,480,000**
ARRA 2009 FTA Grants		1,480,000	-	-	-	-	1,480,000
	Funding Total	**$1,480,000**	-	-	-	-	**$1,480,000**
PT02120005	**BUS STOP IMPROVEMENTS**	**Function: Passenger Facilities**				**District: Citywide**	
Construct and install shelters, benches and concrete at passenger stops using American Recovery and Reinvestment Act (ARRA) funding.							
Construction		1,175,341	-	-	-	-	1,175,341
	Project Total	**$1,175,341**	-	-	-	-	**$1,175,341**
ARRA 2009 FTA Grants		1,175,341	-	-	-	-	1,175,341
	Funding Total	**$1,175,341**	-	-	-	-	**$1,175,341**

Public Transit

Project No.	*Project Title*	*2010-11*	*2011-12*	*2012-13*	*2013-14*	*2014-15*	*Total*
PT02120007	**27TH AVENUE/BASELINE ROAD PARK-AND-RIDE**	**Function: Passenger Facilities**				**District: 7**	
Construct Park-And-Ride at 27th Avenue/Baseline Road using American Recovery and Reinvestment Act (ARRA) funding.							
Construction		1,095,000	-	-	-	-	1,095,000
Project Total		**$1,095,000**	-	-	-	-	**$1,095,000**
ARRA 2009 FTA Grants		1,095,000	-	-	-	-	1,095,000
Funding Total		**$1,095,000**	-	-	-	-	**$1,095,000**
PT03120004	**LAVEEN - 59TH AVE - PARK-AND-RIDE**	**Function: Passenger Facilities**				**District: 7**	
Pre-design and purchase land for Laveen/59th Avenue Park-And-Ride.							
Pre-design		-	-	-	122,130	-	122,130
Land Acquisition		-	-	-	-	2,370,706	2,370,706
Project Total		-	-	-	**$122,130**	**$2,370,706**	**$2,492,836**
Regional Transportation Plan-Transit		-	-	-	61,065	1,185,353	1,246,418
FTA Grants		-	-	-	61,065	1,185,353	1,246,418
Funding Total		-	-	-	**$122,130**	**$2,370,706**	**$2,492,836**
PT96120002	**BUS STOP IMPROVEMENTS**	**Function: Passenger Facilities**				**District: Citywide**	
Construct and install shelters, benches and concrete at passenger stops.							
Construction		1,051,645	-	-	-	-	1,051,645
Project Total		**$1,051,645**	-	-	-	-	**$1,051,645**
Transit 2000 Initiative Revenue		210,329	-	-	-	-	210,329
FTA Grants		841,316	-	-	-	-	841,316
Funding Total		**$1,051,645**	-	-	-	-	**$1,051,645**
PT96120003	**BUS STOP ENHANCEMENTS**	**Function: Passenger Facilities**				**District: Citywide**	
Construct and install shelters, benches and concrete at passenger stops.							
Construction		576,278	-	-	-	-	576,278
Project Total		**$576,278**	-	-	-	-	**$576,278**
Transit 2000 Initiative Revenue		115,256	-	-	-	-	115,256
FTA Grants		461,022	-	-	-	-	461,022
Funding Total		**$576,278**	-	-	-	-	**$576,278**
PT00170005	**FACILITY PLANNING**	**Function: Planning Projects**				**District: Citywide**	
Provide for consultant charges related to facility planning.							
Study		145,000	75,000	75,000	75,000	75,000	445,000
Project Total		**$145,000**	**$75,000**	**$75,000**	**$75,000**	**$75,000**	**$445,000**
Transit 2000 Initiative Revenue		145,000	75,000	75,000	75,000	75,000	445,000
Funding Total		**$145,000**	**$75,000**	**$75,000**	**$75,000**	**$75,000**	**$445,000**
PT37170002	**MARICOPA ASSOCIATION OF GOVERNMENTS ADMIN FUNDING**	**Function: Planning Projects**				**District: Citywide**	
Maricopa Association of Governments funding for Job Access and Reverse Commute and New Freedom federal grants.							
Other		192,654	-	-	-	-	192,654
Project Total		**$192,654**	-	-	-	-	**$192,654**
FTA Grants		192,654	-	-	-	-	192,654
Funding Total		**$192,654**	-	-	-	-	**$192,654**

Public Transit

Project No.	*Project Title*	*2010-11*	*2011-12*	*2012-13*	*2013-14*	*2014-15*	*Total*
PT57170002	**NEW FREEDOM MARICOPA ASSOCIATION OF GOVERNMENTS GRANT ADMINISTRATION**	**Function: Planning Projects**				**District: Citywide**	
Maricopa Association of Governments administrative charges for Job Access and Reverse Commute/New Freedom Federal Grants.							
Other		60,000	-	76,769	25,000	-	161,769
Project Total		**$60,000**	-	**$76,769**	**$25,000**	-	**$161,769**
FTA Grants		60,000	-	76,769	25,000	-	161,769
Funding Total		**$60,000**	-	**$76,769**	**$25,000**	-	**$161,769**
PT00250999	**NORTHWEST EXTENSION RIGHT-OF-WAY**	**Function: Right-of-Way Acquisition for Light Rail**				**District: 1, 3, & 5**	
Major planning to acquire land and right-of-way for parcels along Light Rail route.							
Land Acquisition		6,098,296	100,000	-	-	-	6,198,296
Project Total		**$6,098,296**	**$100,000**	-	-	-	**$6,198,296**
Transit 2000 Initiative Revenue		-	100,000	-	-	-	100,000
Nonprofit CIC Bonds		6,098,296	-	-	-	-	6,098,296
Funding Total		**$6,098,296**	**$100,000**	-	-	-	**$6,198,296**
PT00280014	**LIGHT RAIL SOUTH CENTRAL CORRIDOR STUDY**	**Function: Right-of-way Acquisition for Light Rail**				**District: 7 & 8**	
Charges for coordination of study along the south central corridor.							
Study		100,000	-	-	-	-	100,000
Project Total		**$100,000**	-	-	-	-	**$100,000**
Nonprofit CIC Bonds		100,000	-	-	-	-	100,000
Funding Total		**$100,000**	-	-	-	-	**$100,000**
PT00280501	**LAND ACQUISITION LINE SECTION1 ROW PHOENIX**	**Function: Right-of-way Acquisition for Light Rail**				**District: Citywide**	
Acquire land and right-of-way for parcels along Light Rail route.							
Land Acquisition		2,716,453	-	-	-	-	2,716,453
Project Total		**$2,716,453**	-	-	-	-	**$2,716,453**
Nonprofit CIC Bonds		2,716,453	-	-	-	-	2,716,453
Funding Total		**$2,716,453**	-	-	-	-	**$2,716,453**
PT00280502	**LAND ACQUISITION LINE SECTION2 ROW PHOENIX**	**Function: Right-of-way Acquisition for Light Rail**				**District: Citywide**	
Acquire land and right-of-way for parcels along Light Rail route.							
Land Acquisition		1,684,848	-	-	-	-	1,684,848
Project Total		**$1,684,848**	-	-	-	-	**$1,684,848**
Nonprofit CIC Bonds		1,684,848	-	-	-	-	1,684,848
Funding Total		**$1,684,848**	-	-	-	-	**$1,684,848**
PT00280503	**LAND ACQUISITION LINE SECTION3 ROW PHOENIX**	**Function: Right-of-way Acquisition for Light Rail**				**District: Citywide**	
Acquire land and right-of-way for parcels along Light Rail route.							
Land Acquisition		1,799,488	-	-	-	-	1,799,488
Project Total		**$1,799,488**	-	-	-	-	**$1,799,488**
Nonprofit CIC Bonds		1,799,488	-	-	-	-	1,799,488
Funding Total		**$1,799,488**	-	-	-	-	**$1,799,488**

Public Transit

Project No.	*Project Title*	*2010-11*	*2011-12*	*2012-13*	*2013-14*	*2014-15*	*Total*
PT00280504	**LAND ACQUISITION LINE SECTION4 ROW PHOENIX**	**Function: Right-of-way Acquisition for Light Rail**				**District: Citywide**	
Acquire land and right-of-way for parcels along Light Rail route.							
Land Acquisition		409,161	-	-	-	-	409,161
Project Total		**$409,161**	-	-	-	-	**$409,161**
Nonprofit CIC Bonds		409,161	-	-	-	-	409,161
Funding Total		**$409,161**	-	-	-	-	**$409,161**
PT00160013	**VEHICLE MANAGEMENT SYSTEM UPGRADE**	**Function: Technology/Communications**				**District: Citywide**	
Upgrade Vehicle Management System.							
Equipment		4,724,000	-	-	-	-	4,724,000
Project Total		**$4,724,000**	-	-	-	-	**$4,724,000**
Transit 2000 Initiative Revenue		4,724,000	-	-	-	-	4,724,000
Funding Total		**$4,724,000**	-	-	-	-	**$4,724,000**
PT00160016	**REGIONAL 700 MHZ RADIOS**	**Function: Technology/Communications**				**District: Citywide**	
Implement wireless communication system for regional bus system. Estimated full-year ongoing operating costs: $540,000							
Equipment		8,946,061	3,750,000	-	-	-	12,696,061
Project Total		**$8,946,061**	**$3,750,000**	-	-	-	**$12,696,061**
Regional Transportation Plan-Transit		8,946,061	3,750,000	-	-	-	12,696,061
Funding Total		**$8,946,061**	**$3,750,000**	-	-	-	**$12,696,061**
PT00160017	**HASTUS UPGRADE**	**Function: Technology/Communications**				**District: Citywide**	
Upgrade HASTUS system software for bus route scheduling and dispatching.							
Equipment		-	-	-	650,092	-	650,092
Project Total		-	-	-	**$650,092**	-	**$650,092**
Transit 2000 Initiative Revenue		-	-	-	650,092	-	650,092
Funding Total	-		-	-	**$650,092**	-	**$650,092**
PT00160020	**POS SYSTEM**	**Function: Technology/Communications**				**District: Citywide**	
Develop and install point-of-sale equipment for transit centers.							
Equipment		18,130	-	-	-	-	18,130
Project Total		**$18,130**	-	-	-	-	**$18,130**
Transit 2000 Initiative Revenue		18,130	-	-	-	-	18,130
Funding Total		**$18,130**	-	-	-	-	**$18,130**
PT00160021	**DISASTER RECOVERY & BUSINESS PLANNING**	**Function: Technology/Communications**				**District: Citywide**	
Develop regional software and data recovery for emergency situations.							
Equipment		228,895	-	-	-	-	228,895
Project Total		**$228,895**	-	-	-	-	**$228,895**
Transit 2000 Initiative Revenue		228,895	-	-	-	-	228,895
Funding Total		**$228,895**	-	-	-	-	**$228,895**

Public Transit

Project No.	*Project Title*	*2010-11*	*2011-12*	*2012-13*	*2013-14*	*2014-15*	*Total*
PT00160022	**FIBER CONNECTIVITY**	**Function: Technology/Communications**				**District: Citywide**	
Construct and install fiber optic cable in all Transit offices.							
Construction		669,665	300,000	-	-	-	969,665
Project Total		**$669,665**	**$300,000**	-	-	-	**$969,665**
Transit 2000 Initiative Revenue		669,665	300,000	-	-	-	969,665
Funding Total		**$669,665**	**$300,000**	-	-	-	**$969,665**
PT00160024	**FARE COLLECTION SYSTEM HARDWARE/SOFTWARE**	**Function: Technology/Communications**				**District: Citywide**	
Install hardware/software to support the Fare Collection System for disaster recovery.							
Equipment		181,646	-	-	-	-	181,646
Project Total		**$181,646**	-	-	-	-	**$181,646**
Transit 2000 Initiative Revenue		181,646	-	-	-	-	181,646
Funding Total		**$181,646**	-	-	-	-	**$181,646**
PT02160001	**INTELLIGENT TRANSPORTATION SYSTEM ENHANCEMENT: REGIONAL TRANSIT STOP DATA OVERHAUL**	**Function: Technology/Communications**				**District: Citywide**	
Acquire and install a new transit stop database application to maintain current inventories of bus stops and their amenities using American Recovery & Reinvestment Act (ARRA) funding.							
Equipment		40,000	-	-	-	-	40,000
Project Total		**$40,000**	-	-	-	-	**$40,000**
ARRA 2009 FTA Grants		40,000	-	-	-	-	40,000
Funding Total		**$40,000**	-	-	-	-	**$40,000**
PT68160002	**FAREBOX REPLACEMENT**	**Function: Technology/Communications**				**District: Citywide**	
Purchase new farebox system for bus fleet.							
Equipment		90,000	-	-	-	-	90,000
Project Total		**$90,000**	-	-	-	-	**$90,000**
FTA Grants		90,000	-	-	-	-	90,000
Funding Total		**$90,000**	-	-	-	-	**$90,000**
PT88160001	**PUBLIC TRANSIT DEPARTMENT SECURITY UPGRADES**	**Function: Technology/Communications**				**District: Citywide**	
Safety and security upgrades for various City of Phoenix Public Transit facilities.							
Equipment		97,628	-	-	-	-	97,628
Project Total		**$97,628**	-	-	-	-	**$97,628**
Transit 2000 Initiative Revenue		19,526	-	-	-	-	19,526
FTA Grants		78,102	-	-	-	-	78,102
Funding Total		**$97,628**	-	-	-	-	**$97,628**
PT00190001	**CONTINGENCY**	**Function: Contingencies**				**District: Citywide**	
Contingency for change orders, inflation or other unexpected costs for design and construction projects.							
Construction		3,750,000	-	-	-	-	3,750,000
Project Total		**$3,750,000**	-	-	-	-	**$3,750,000**
Transit 2000 Initiative Revenue		750,000	-	-	-	-	750,000
Regional Transportation Plan-Transit		1,000,000	-	-	-	-	1,000,000
FTA Grants		2,000,000	-	-	-	-	2,000,000
Funding Total		**$3,750,000**	-	-	-	-	**$3,750,000**

Public Transit

Project No.	*Project Title*	*2010-11*	*2011-12*	*2012-13*	*2013-14*	*2014-15*	*Total*
AR67000003	**DOWNTOWN CIVIC SPACE PERCENT FOR ART**	**Function: Percent for Art**				**District: 7**	
Final construction costs for the outdoor sculpture in the new downtown civic space.							
Construction		7,000	-	-	-	-	7,000
	Project Total	**$7,000**	-	-	-	-	**$7,000**
Nonprofit Corp Bonds - Wastewater		7,000	-	-	-	-	7,000
	Funding Total	**$7,000**	-	-	-	-	**$7,000**
AR67000004	**CITYWIDE BUS SHELTERS PERCENT FOR ART**	**Function: Percent for Art**				**District: Citywide**	
Commission artists to design and install new bus shelters for high ridership stops citywide.							
Construction		25,200	-	-	-	-	25,200
	Project Total	**$25,200**	-	-	-	-	**$25,200**
Transit 2000 Initiative Revenue		25,200	-	-	-	-	25,200
	Funding Total	**$25,200**	-	-	-	-	**$25,200**
AR67000005	**HAPPY VALLEY PARK-AND-RIDE PERCENT FOR ART**	**Function: Percent for Art**				**District: 1**	
Design and integrate art into the new Happy Valley Park-And-Ride facility.							
Construction		44,000	-	-	-	-	44,000
	Project Total	**$44,000**	-	-	-	-	**$44,000**
Transit 2000 Initiative Revenue		44,000	-	-	-	-	44,000
	Funding Total	**$44,000**	-	-	-	-	**$44,000**
AR67000006	**67TH AVENUE BUS SHELTERS AND STREETSCAPE**	**Function: Percent for Art**				**District: 5 & 7**	
Enhance selected bus shelters along 67th Avenue from McDowell Road to Camelback Road.							
Construction		300,200	-	-	-	-	300,200
	Project Total	**$300,200**	-	-	-	-	**$300,200**
Transit 2000 Initiative Revenue		162,000	-	-	-	-	162,000
Arizona Highway User Revenues		32,200	-	-	-	-	32,200
2006 Street Improvement and Storm Sewer Bonds		88,000	-	-	-	-	88,000
2006 Economic Development Bonds		18,000	-	-	-	-	18,000
	Funding Total	**$300,200**	-	-	-	-	**$300,200**
AR67000008	**PASSENGER FACILITY IMPROVEMENTS-TRANSIT**	**Function: Percent for Art**				**District: Citywide**	
Construct attractive and effective shade structures at key transit facilities.							
Construction		100,000	-	-	-	-	100,000
	Project Total	**$100,000**	-	-	-	-	**$100,000**
Transit 2000 Initiative Revenue		100,000	-	-	-	-	100,000
	Funding Total	**$100,000**	-	-	-	-	**$100,000**

SOLID WASTE DISPOSAL

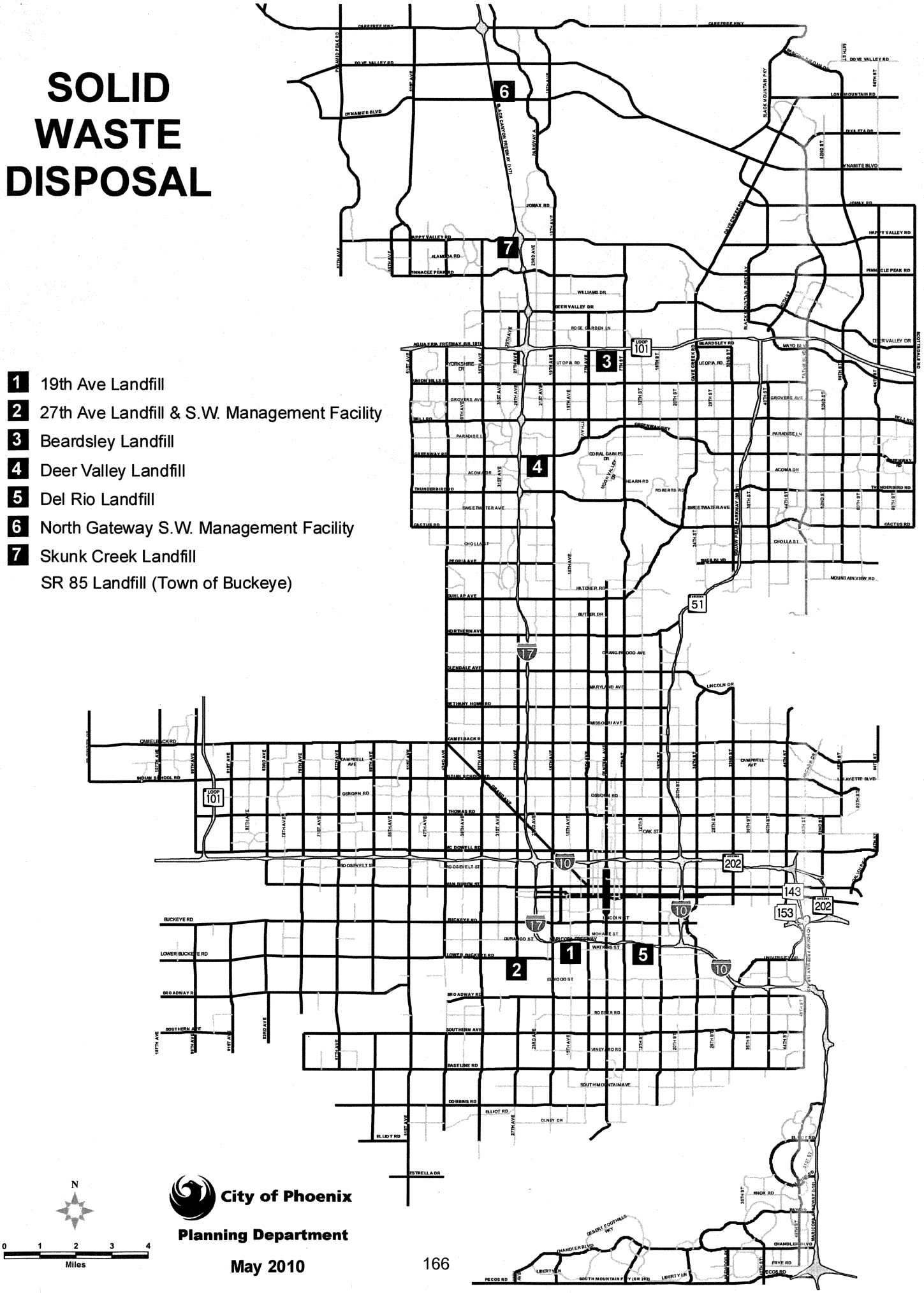

Solid Waste Disposal

The $105.9 million Solid Waste Disposal program includes projects at the city's open landfill, closed landfills and transfer stations, and is funded with Solid Waste revenue, Solid Waste Remediation funds and nonprofit corporation bond funds. Projects planned in the Solid Waste program include:

- Monitor and maintain methane gas extraction systems, cell lining and capping, and installing landscaping at the Skunk Creek landfill
- Monitor and maintain methane gas extraction systems and cell lining at the State Route 85 landfill
- Maintain soil capping and the methane gas collection system at the 19th Avenue landfill
- Monitor groundwater and methane gas and installing landscaping at the 27th Avenue landfill
- Renovate the 27th Avenue Transfer Station

Solid Waste Disposal

Capital Improvement Program Summary

Project Summary	2010-11	2011-12	2012-13	2013-14	2014-15	Total
19th Avenue Landfill	3,516,790	1,294,334	700,108	1,309,672	250,000	7,070,904
27th Avenue Landfill	472,800	1,307,000	-	1,410,600	-	3,190,400
Deer Valley Landfill	93,600	102,000	130,344	119,000	128,500	573,444
Del Rio Landfill	197,080	-	-	-	-	197,080
Other Projects	2,400,000	-	-	-	-	2,400,000
Skunk Creek Landfill	3,500,800	2,805,300	475,900	2,000,000	1,107,533	9,889,533
SR 85 Landfill	21,689,131	9,450,000	11,625,000	10,750,000	7,900,000	61,414,131
Transfer Station	14,804,055	-	5,400,000	-	-	20,204,055
Brownfields	140,000	-	-	-	-	140,000
Debt Issuance Costs	200,000	-	-	-	-	200,000
Percent for Art	361,900	250,000	-	-	-	611,900
Total	**$47,376,156**	**$15,208,634**	**$18,331,352**	**$15,589,272**	**$9,386,033**	**$105,891,447**
Source of Funds						
Operating Funds						
Solid Waste Operating	6,745,680	4,964,300	4,931,244	4,779,600	4,936,033	26,356,857
Total Operating Funds	**$6,745,680**	**$4,964,300**	**$4,931,244**	**$4,779,600**	**$4,936,033**	**$26,356,857**
Bond Funds						
2006 Bonds	140,000	-	-	-	-	140,000
Nonprofit Corporation Bonds - Solid Waste	31,073,686	8,950,000	12,700,000	9,500,000	4,200,000	66,423,686
Total Bond Funds	**$31,213,686**	**$8,950,000**	**$12,700,000**	**$9,500,000**	**$4,200,000**	**$66,563,686**
Other Financing						
Capital Reserves	3,500,000	-	-	-	-	3,500,000
Impact Fees	2,400,000	-	-	-	-	2,400,000
Solid Waste Remediation	3,516,790	1,294,334	700,108	1,309,672	250,000	7,070,904
Total Other Financing	**$9,416,790**	**$1,294,334**	**$700,108**	**$1,309,672**	**$250,000**	**$12,970,904**
Total Sources of Funds	**$47,376,156**	**$15,208,634**	**$18,331,352**	**$15,589,272**	**$9,386,033**	**$105,891,447**

Solid Waste Disposal

Project No. *Project Title*	*2010-11*	*2011-12*	*2012-13*	*2013-14*	*2014-15*	*Total*
PW16520001 19TH AVE - FLOOD PROTECTION	**Function: 19th Avenue Landfill**				**District: 8**	
Maintain dikes with soil cement bank protection to prevent flood erosion along the Salt River.						
Construction	338,128	-	-	-	-	338,128
Project Total	**$338,128**	-	-	-	-	**$338,128**
Solid Waste Remediation Funds	338,128	-	-	-	-	338,128
Funding Total	**$338,128**	-	-	-	-	**$338,128**
PW16520002 19TH AVE - FINAL CAPPING	**Function: 19th Avenue Landfill**				**District: 8**	
Maintain soil cap material for the 19th Avenue Landfill.						
Construction	932,362	494,334	514,108	534,672	-	2,475,476
Project Total	**$932,362**	**$494,334**	**$514,108**	**$534,672**	-	**$2,475,476**
Solid Waste Remediation Funds	932,362	494,334	514,108	534,672	-	2,475,476
Funding Total	**$932,362**	**$494,334**	**$514,108**	**$534,672**	-	**$2,475,476**
PW16520005 19TH AVE - GROUNDWATER REMEDIATION	**Function: 19th Avenue Landfill**				**District: 8**	
Contingency for groundwater remediation at the 19th Avenue Landfill.						
Construction	1,296,300	-	-	-	-	1,296,300
Project Total	**$1,296,300**	-	-	-	-	**$1,296,300**
Solid Waste Remediation Funds	1,296,300	-	-	-	-	1,296,300
Funding Total	**$1,296,300**	-	-	-	-	**$1,296,300**
PW16520006 19TH AVE - METHANE GAS SYSTEM	**Function: 19th Avenue Landfill**				**District: 8**	
Maintain the methane gas collection system at the 19th Avenue Landfill.						
Construction	950,000	800,000	186,000	775,000	250,000	2,961,000
Project Total	**$950,000**	**$800,000**	**$186,000**	**$775,000**	**$250,000**	**$2,961,000**
Solid Waste Remediation Funds	950,000	800,000	186,000	775,000	250,000	2,961,000
Funding Total	**$950,000**	**$800,000**	**$186,000**	**$775,000**	**$250,000**	**$2,961,000**
PW16530001 27TH AVE - METHANE GAS SYSTEM	**Function: 27th Avenue Landfill**				**District: 7**	
Maintain the methane gas collection system at the 27th Avenue Landfill.						
Construction	-	875,000	-	900,000	-	1,775,000
Project Total	-	**$875,000**	-	**$900,000**	-	**$1,775,000**
Solid Waste Revenues	-	875,000	-	900,000	-	1,775,000
Funding Total	-	**$875,000**	-	**$900,000**	-	**$1,775,000**
PW16530002 27TH AVE - GROUNDWATER MONITORING	**Function: 27th Avenue Landfill**				**District: 7**	
Test and maintain groundwater at the 27th Avenue Landfill.						
Construction	472,800	-	-	510,600	-	983,400
Project Total	**$472,800**	-	-	**$510,600**	-	**$983,400**
Solid Waste Revenues	472,800	-	-	510,600	-	983,400
Funding Total	**$472,800**	-	-	**$510,600**	-	**$983,400**

Solid Waste Disposal

Project No.	Project Title	2010-11	2011-12	2012-13	2013-14	2014-15	Total
PW16530005	**27TH AVE - LANDFILL CAP REPAIRS/EROSION CONTROL**	**Function: 27th Avenue Landfill**				**District: 7**	
Landscape and maintain the soil cap for the 27th Avenue Landfill.							
Construction		-	432,000	-	-	-	432,000
Project Total		-	**$432,000**	-	-	-	**$432,000**
Solid Waste Revenues		-	432,000	-	-	-	432,000
Funding Total		-	**$432,000**	-	-	-	**$432,000**
PW16550001	**DEER VALLEY METHANE GAS SYSTEM**	**Function: Deer Valley Landfill**				**District: 3**	
Maintain the methane gas control system at the Deer Valley Landfill.							
Construction		93,600	102,000	130,344	119,000	128,500	573,444
Project Total		**$93,600**	**$102,000**	**$130,344**	**$119,000**	**$128,500**	**$573,444**
Solid Waste Revenues		93,600	102,000	130,344	119,000	128,500	573,444
Funding Total		**$93,600**	**$102,000**	**$130,344**	**$119,000**	**$128,500**	**$573,444**
PW16510001	**DEL RIO - GROUNDWATER MONITORING**	**Function: Del Rio Landfill**				**District: 8**	
Test and maintain groundwater at Del Rio Landfill.							
Construction		197,080	-	-	-	-	197,080
Project Total		**$197,080**	-	-	-	-	**$197,080**
Solid Waste Revenues		197,080	-	-	-	-	197,080
Funding Total		**$197,080**	-	-	-	-	**$197,080**
PW19990001	**SOLID WASTE IMPACT FEE CONTINGENCY**	**Function: Other Projects**				**District: Citywide**	
Solid Waste Impact Fee Contingency projects.							
Construction		2,400,000	-	-	-	-	2,400,000
Project Total		**$2,400,000**	-	-	-	-	**$2,400,000**
Impact Fee - Southern, Solid Waste		1,750,000	-	-	-	-	1,750,000
Impact Fee - Northern, Solid Waste		650,000	-	-	-	-	650,000
Funding Total		**$2,400,000**	-	-	-	-	**$2,400,000**
PW16610001	**SKUNK CREEK - GROUNDWATER MONITORING**	**Function: Skunk Creek Landfill**				**District: 1**	
Test and maintain groundwater at the Skunk Creek Landfill.							
Construction		-	520,000	-	-	592,800	1,112,800
Project Total		-	**$520,000**	-	-	**$592,800**	**$1,112,800**
Solid Waste Revenues		-	520,000	-	-	592,800	1,112,800
Funding Total		-	**$520,000**	-	-	**$592,800**	**$1,112,800**
PW16630001	**SKUNK CREEK - LINE AND CAP CELL 6**	**Function: Skunk Creek Landfill**				**District: 1**	
Line and cap Cell 6 at the Skunk Creek Landfill.							
Construction		3,340,000	-	475,900	-	514,733	4,330,633
Project Total		**$3,340,000**	-	**$475,900**	-	**$514,733**	**$4,330,633**
Solid Waste Revenues		-	-	475,900	-	514,733	990,633
Nonprofit Corp Bonds - Solid Waste		3,340,000	-	-	-	-	3,340,000
Funding Total		**$3,340,000**	-	**$475,900**	-	**$514,733**	**$4,330,633**

Solid Waste Disposal

Project No.	*Project Title*	*2010-11*	*2011-12*	*2012-13*	*2013-14*	*2014-15*	*Total*
PW16640002	**SKUNK CREEK - EROSION REPAIR**	**Function: Skunk Creek Landfill**				**District: 1**	
Maintain landscaping, repair soil cap and final drainage at the Skunk Creek Landfill.							
Construction		160,800	85,300	-	-	-	246,100
Project Total		**$160,800**	**$85,300**	-	-	-	**$246,100**
Solid Waste Revenues		160,800	85,300	-	-	-	246,100
Funding Total		**$160,800**	**$85,300**	-	-	-	**$246,100**
PW16640004	**SKUNK CREEK - GAS MONITORING & MAINTENANCE**	**Function: Skunk Creek Landfill**				**District: 1**	
Monitor and maintain the methane gas systems at the Skunk Creek Landfill.							
Construction		-	2,200,000	-	2,000,000	-	4,200,000
Project Total		-	**$2,200,000**	-	**$2,000,000**	-	**$4,200,000**
Solid Waste Revenues		-	2,200,000	-	2,000,000	-	4,200,000
Funding Total		-	**$2,200,000**	-	**$2,000,000**	-	**$4,200,000**
PW16810001	**SR 85 LANDFILL - CELL 1 EXCAVATION**	**Function: SR 85 Landfill**				**District: Citywide**	
Excavate and line Cell 1 at the State Route 85 Landfill.							
Construction		6,867,200	-	-	-	-	6,867,200
Project Total		**$6,867,200**	-	-	-	-	**$6,867,200**
Solid Waste Revenues		1,496,400	-	-	-	-	1,496,400
Nonprofit Corp Bonds - Solid Waste		5,370,800	-	-	-	-	5,370,800
Funding Total		**$6,867,200**	-	-	-	-	**$6,867,200**
PW16810002	**SR 85 LANDFILL - CELL 1 CAPPING**	**Function: SR 85 Landfill**				**District: Citywide**	
Cap Cell 1 at the State Route 85 Landfill.							
Construction		2,000,000	-	3,000,000	-	-	5,000,000
Project Total		**$2,000,000**	-	**$3,000,000**	-	-	**$5,000,000**
Nonprofit Corp Bonds - Solid Waste		2,000,000	-	3,000,000	-	-	5,000,000
Funding Total		**$2,000,000**	-	**$3,000,000**	-	-	**$5,000,000**
PW16810003	**SR 85 LANDFILL - METHANE GAS EXTRACTION SYSTEM**	**Function: SR 85 Landfill**				**District: Citywide**	
Construct methane gas extraction system for the State Route 85 Landfill.							
Construction		3,275,000	-	-	5,000,000	3,000,000	11,275,000
Project Total		**$3,275,000**	-	-	**$5,000,000**	**$3,000,000**	**$11,275,000**
Solid Waste Revenues		575,000	-	-	-	-	575,000
Nonprofit Corp Bonds - Solid Waste		2,700,000	-	-	5,000,000	3,000,000	10,700,000
Funding Total		**$3,275,000**	-	-	**$5,000,000**	**$3,000,000**	**$11,275,000**
PW16810004	**SR 85 LANDFILL - DRAINAGE**	**Function: SR 85 Landfill**				**District: Citywide**	
Construct drainage system for State Route 85 Landfill.							
Construction		4,796,931	3,200,000	6,000,000	5,500,000	-	19,496,931
Project Total		**$4,796,931**	**$3,200,000**	**$6,000,000**	**$5,500,000**	-	**$19,496,931**
Solid Waste Revenues		-	-	500,000	1,000,000	-	1,500,000
Nonprofit Corp Bonds - Solid Waste		1,296,931	3,200,000	5,500,000	4,500,000	-	14,496,931
End Use Reserve		3,500,000	-	-	-	-	3,500,000
Funding Total		**$4,796,931**	**$3,200,000**	**$6,000,000**	**$5,500,000**	-	**$19,496,931**

Solid Waste Disposal

Project No. *Project Title*	*2010-11*	*2011-12*	*2012-13*	*2013-14*	*2014-15*	*Total*
PW16810005 SR 85 LANDFILL - GROUNDWATER MONITORING	**Function: SR 85 Landfill**				**District: Citywide**	
Test and maintain groundwater at the State Route 85 Landfill.						
Construction	300,000	250,000	-	250,000	-	800,000
Project Total	**$300,000**	**$250,000**	-	**$250,000**	-	**$800,000**
Solid Waste Revenues	300,000	250,000	-	250,000	-	800,000
Funding Total	**$300,000**	**$250,000**	-	**$250,000**	-	**$800,000**
PW16810006 SR 85 - CELL 2 EXCAVATION & LINING	**Function: SR 85 Landfill**				**District: Citywide**	
Excavate and line Cell 2 at the State Route 85 Landfill.						
Construction	-	-	-	-	2,000,000	2,000,000
Project Total	-	-	-	-	**$2,000,000**	**$2,000,000**
Solid Waste Revenues	-	-	-	-	2,000,000	2,000,000
Funding Total	-	-	-	-	**$2,000,000**	**$2,000,000**
PW16810007 SR 85 - LANDFILL UTILITY ALIGNMENT	**Function: SR 85 Landfill**				**District: Citywide**	
Relocate utilities at the State Route 85 Landfill.						
Construction	2,000,000	6,000,000	-	-	-	8,000,000
Project Total	**$2,000,000**	**$6,000,000**	-	-	-	**$8,000,000**
Solid Waste Revenues	-	500,000	-	-	-	500,000
Nonprofit Corp Bonds - Solid Waste	2,000,000	5,500,000	-	-	-	7,500,000
Funding Total	**$2,000,000**	**$6,000,000**	-	-	-	**$8,000,000**
PW16810008 SR 85 - GAS MONITORING & MAINTENANCE	**Function: SR 85 Landfill**				**District: Citywide**	
Monitor and maintain the methane gas systems at the State Route 85 Landfill.						
Construction	2,450,000	-	2,625,000	-	2,900,000	7,975,000
Project Total	**$2,450,000**	-	**$2,625,000**	-	**$2,900,000**	**$7,975,000**
Solid Waste Revenues	2,450,000	-	2,625,000	-	1,700,000	6,775,000
Nonprofit Corp Bonds - Solid Waste	-	-	-	-	1,200,000	1,200,000
Funding Total	**$2,450,000**	-	**$2,625,000**	-	**$2,900,000**	**$7,975,000**
PW16700003 27TH AVE TRANSFER STATION - PAINTING	**Function: Transfer Station**				**District: 7**	
Paint the 27th Avenue Landfill Solid Waste Transfer Station.						
Construction	-	-	1,200,000	-	-	1,200,000
Project Total	-	-	**$1,200,000**	-	-	**$1,200,000**
Solid Waste Revenues	-	-	1,200,000	-	-	1,200,000
Funding Total	-	-	**$1,200,000**	-	-	**$1,200,000**
PW16700013 27TH AVE TRANSFER STATION RENOVATE / RETROFIT CURRENT FACILITY	**Function: Transfer Station**				**District: 7**	
Renovate and retrofit facility at the 27th Avenue Transfer Station.						
Construction	13,943,890	-	-	-	-	13,943,890
Project Total	**$13,943,890**	-	-	-	-	**$13,943,890**
Solid Waste Revenues	1,000,000	-	-	-	-	1,000,000
Nonprofit Corp Bonds - Solid Waste	12,943,890	-	-	-	-	12,943,890
Funding Total	**$13,943,890**	-	-	-	-	**$13,943,890**

Solid Waste Disposal

Project No.	*Project Title*	*2010-11*	*2011-12*	*2012-13*	*2013-14*	*2014-15*	*Total*
PW16700017	**NORTH GATEWAY TRANSFER STATION PAVING, UTILITIES AND REPAIR SHOP DESIGN**	**Function: Transfer Station**				**District: 2**	
Install paving, utilities and refurbish the Equipment Management Division repair Shop at the North Gateway Transfer Station.							
Construction		860,165	-	4,200,000	-	-	5,060,165
	Project Total	**$860,165**	-	**$4,200,000**	-	-	**$5,060,165**
Nonprofit Corp Bonds - Solid Waste		860,165	-	4,200,000	-	-	5,060,165
	Funding Total	**$860,165**	-	**$4,200,000**	-	-	**$5,060,165**
EP60642011	**DEL RIO LANDFILL**	**Function: Brownfields**				**District: 8**	
Conduct environmental investigation and feasibility studies at the Del Rio Landfill.							
Study		140,000	-	-	-	-	140,000
	Project Total	**$140,000**	-	-	-	-	**$140,000**
2006 Economic Development Bonds		140,000	-	-	-	-	140,000
	Funding Total	**$140,000**	-	-	-	-	**$140,000**
BISWD2006A	**BOND ISSUANCE COSTS - SOLID WASTE**	**Function: Debt Issuance Costs**				**District: Citywide**	
Bond issuance costs for Solid Waste bonds.							
Other		200,000	-	-	-	-	200,000
	Project Total	**$200,000**	-	-	-	-	**$200,000**
Nonprofit Corp Bonds - Solid Waste		200,000	-	-	-	-	200,000
	Funding Total	**$200,000**	-	-	-	-	**$200,000**
AR70000003	**NORTH TRANSFER STATION PERCENT FOR ART**	**Function: Percent for Art**				**District: 2**	
Commission photographers to produce images about recycling for the gallery and display areas at the North Transfer Station.							
Construction		128,000	-	-	-	-	128,000
	Project Total	**$128,000**	-	-	-	-	**$128,000**
Nonprofit Corp Bonds - Solid Waste		128,000	-	-	-	-	128,000
	Funding Total	**$128,000**	-	-	-	-	**$128,000**
AR70100003	**PUBLIC WORKS TEMPORARY PROJECTS**	**Function: Percent for Art**				**District: 7**	
Commission artwork and publications to promote awareness about recycling.							
Equipment		183,900	-	-	-	-	183,900
	Project Total	**$183,900**	-	-	-	-	**$183,900**
Nonprofit Corp Bonds - Solid Waste		183,900	-	-	-	-	183,900
	Funding Total	**$183,900**	-	-	-	-	**$183,900**
AR70100007	**SKUNK CREEK RECREATION AREA PERCENT FOR ART**	**Function: Percent for Art**				**District: 1**	
Provide an opportunity for artist participation in the design of recreational elements and artwork at the Skunk Creek Landfill.							
Construction		50,000	250,000	-	-	-	300,000
	Project Total	**$50,000**	**$250,000**	-	-	-	**$300,000**
Nonprofit Corp Bonds - Solid Waste		50,000	250,000	-	-	-	300,000
	Funding Total	**$50,000**	**$250,000**	-	-	-	**$300,000**

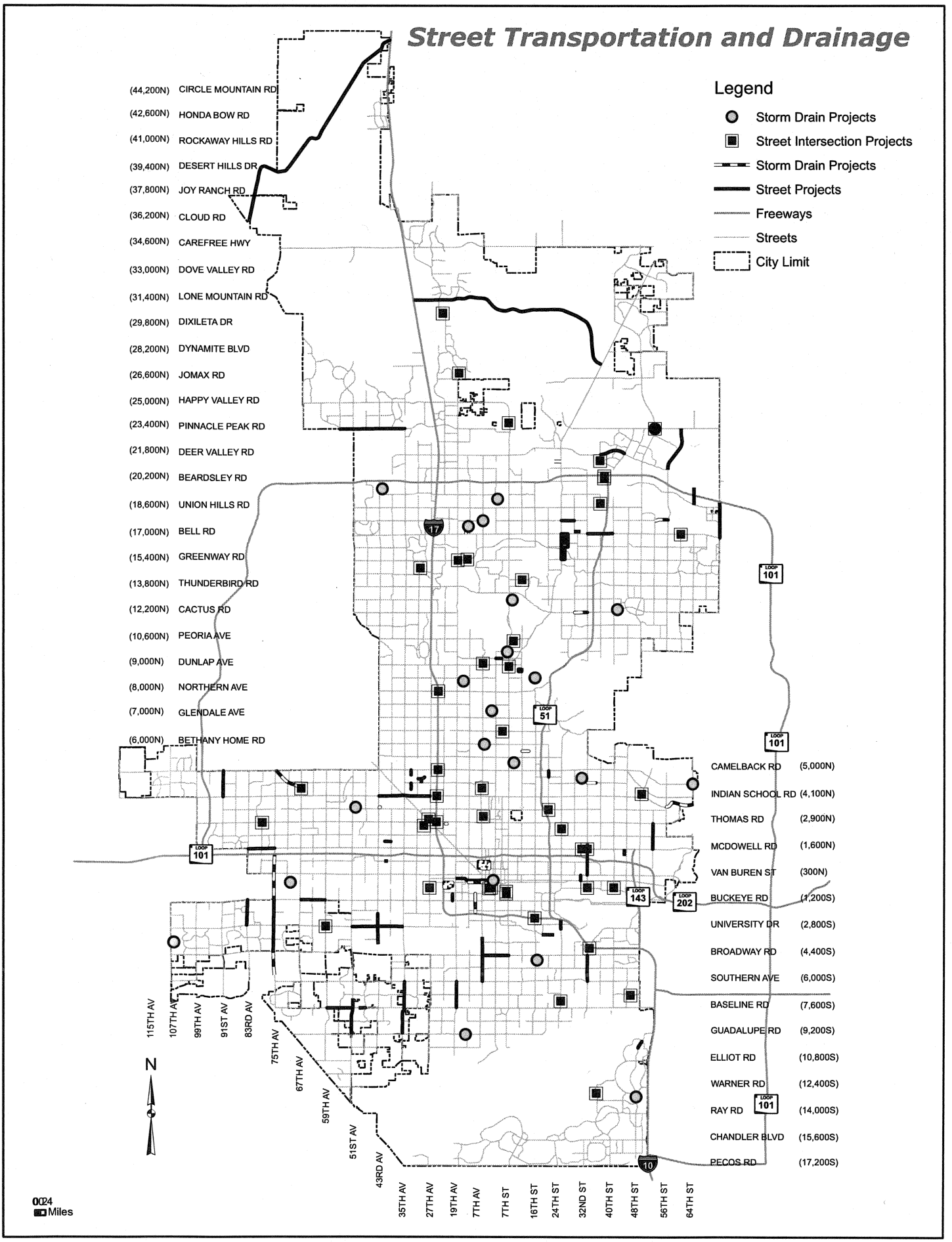
Street Transportation and Drainage
Legend
Storm Drain Projects
Street Intersection Projects
Storm Drain Projects
Street Projects
Freeways
Streets
City Limit
(44,200N) CIRCLE MOUNTAIN RD
(42,600N) HONDA BOW RD
(41,000N) ROCKAWAY HILLS RD
(39,400N) DESERT HILLS DR
(37,800N) JOY RANCH RD
(36,200N) CLOUD RD
(34,600N) CAREFREE HWY
(33,000N) DOVE VALLEY RD
(31,400N) LONE MOUNTAIN RD
(29,800N) DIXILETA DR
(28,200N) DYNAMITE BLVD
(26,600N) JOMAX RD
(25,000N) HAPPY VALLEY RD
(23,400N) PINNACLE PEAK RD
(21,800N) DEER VALLEY RD
(20,200N) BEARDSLEY RD
(18,600N) UNION HILLS RD
(17,000N) BELL RD
(15,400N) GREENWAY RD
(13,800N) THUNDERBIRD RD
(12,200N) CACTUS RD
(10,600N) PEORIA AVE
(9,000N) DUNLAP AVE
(8,000N) NORTHERN AVE
(7,000N) GLENDALE AVE
(6,000N) BETHANY HOME RD
CAMELBACK RD (5,000N)
INDIAN SCHOOL RD (4,100N)
THOMAS RD (2,900N)
MCDOWELL RD (1,600N)
VAN BUREN ST (300N)
BUCKEYE RD (1,200S)
UNIVERSITY DR (2,800S)
BROADWAY RD (4,400S)
SOUTHERN AVE (6,000S)
BASELINE RD (7,600S)
GUADALUPE RD (9,200S)
ELLIOT RD (10,800S)
WARNER RD (12,400S)
RAY RD (14,000S)
CHANDLER BLVD (15,600S)
PECOS RD (17,200S)
115TH AV
107TH AV
99TH AV
91ST AV
83RD AV
75TH AV
67TH AV
59TH AV
51ST AV
43RD AV
35TH AV
27TH AV
19TH AV
7TH AV
7TH ST
16TH ST
24TH ST
32ND ST
40TH ST
48TH ST
56TH ST
64TH ST
N
0 2 4
Miles

Street Transportation and Drainage

The Street Transportation and Drainage program totals $611.0 million and is funded with Arizona Highway User Revenues, 2001 and 2006 bonds, federal and state grants, impact fees, nonprofit corporation bonds, Capital Construction funds and participation from other agencies. Included in the program are major street, storm drainage, freeway corridor improvement, traffic improvement, and other street maintenance and improvement projects.

Major street and storm drainage projects for 2006 bond funding include:

- Construct a bridge at Riverview Drive between 18th Street and 22nd Street
- Expand city of Phoenix wireless network for connections to on-street devices for traffic signal coordination
- Construct Camelback Corridor Improvements
- Construct improvements to 32nd Street from Washington Street to McDowell Road
- Rehabilitation of major flood-control dams
- Construct intersection improvements at Pinnacle Peak Road and Tatum Boulevard
- Construct a Downtown storm drain relief system
- Construct landscape improvements in the west Phoenix revitalization area
- Construct historic districts streetscape improvements
- Design and construct traffic calming infrastructure
- Storm drain rehabilitation
- Construction local drainage improvements
- Construct phase II of the Intelligent Transportation System (ITS) fiber optic backbone
- Design and partially construct a drainage system along Arcadia Drive from Indian School Road and Camelback Road, and along Lafayette Boulevard from Arcadia Drive to 44th Street
- Construct a levee located east of Central Avenue, just north of Union Hills Drive

Major street projects for AHUR funding include the following projects:

- Construct one mile of major street at Lower Buckeye Road from 43rd Avenue to 35th Avenue
- Construct the 19th Avenue Bridge at the Central Arizona Project Canal
- Construct one mile of major street at Pinnacle Peak Road from 43rd to 35th Avenues
- Construct one and a half miles of major street at Pinnacle Peak Road from 55th to 43rd Avenues

- Construct one mile of major street at 35th Avenue from Baseline Road to Southern Avenue
- Construct a 7.5 miles of major street and bridges at Sonoran Boulevard (includes funding from state and local aid)
- Acquire land, design and construct Black Mountain Parkway ramps to the State Route 51 (includes funding from federal aid)
- Complete the design, acquire land, and construct Avenida Rio Salado Parkway
- Construct one mile of major street at 43rd Avenue from Lower Buckeye to Buckeye Roads
- Construct a mile of major street at 75th Avenue from Lower Buckeye to Buckeye
- Construct one mile of major street at 91st Avenue from Indian School Road to Camelback Road
- Construct one mile of major street at 56th Street from Deer Valley Road to Pinnacle Peak Road
- Construct a mile of major street at 32nd Street from Southern Avenue to Broadway
- Construct a mile of major street at Buckeye Road from 67th Avenue to 59th Avenue
- Construct a mile of major street at Lower Buckeye from 51st Avenue to 43rd Avenue
- Construct a bridge at Greenway Parkway and Cave Creek Wash
- Retrofit landscaping on existing major streets
- Major street overlay
- Major street slurry seal and crack seal

Capital Construction funding is planned for the following types of projects:

- Local paving and drainage projects
- Residential street resurfacing
- Sidewalks
- Sidewalk ramps
- Dust control
- Traffic calming

Street Transportation and Drainage

Capital Improvement Program Summary

Project Summary	2010-11	2011-12	2012-13	2013-14	2014-15	Total
ADA Compliance	667,900	10,000	590,995	10,000	10,000	1,288,895
Drainage Channels and Detention Basins	5,664,904	1,750,000	-	-	-	7,414,904
Local Drainage Solutions	13,623,698	1,285,000	21,078,903	1,000,000	1,000,000	37,987,601
Major Street, Bridge, Pedestrian and Bikeway Construction	107,432,644	45,834,600	87,776,413	40,300,000	45,957,500	327,301,157
Major Trunk Storm Sewers	12,389,044	2,137,500	-	-	-	14,526,544
Retrofit	2,030,604	500,000	2,606,377	500,000	500,000	6,136,981
Street Modernization	3,180,194	1,246,561	5,724,502	550,000	578,358	11,279,615
Street Rehabilitation	40,650,871	28,497,750	31,429,750	32,479,750	34,679,750	167,737,871
Streetlighting	1,355,700	100,000	100,000	100,000	100,000	1,755,700
Traffic Calming Improvements	1,051,650	1,289,500	3,689,503	789,500	3,289,500	10,109,653
Traffic Signal Improvements	8,987,014	2,022,500	5,187,407	2,022,500	2,022,500	20,241,921
Freeway Projects	247,819	-	-	-	-	247,819
Percent for Art	3,326,400	264,000	1,390,483	-	-	4,980,883
Total	**$200,608,442**	**$84,937,411**	**$159,574,333**	**$77,751,750**	**$88,137,608**	**$611,009,544**
Source of Funds						
Operating Funds						
Arizona Highway Users	44,994,309	35,181,520	40,988,220	29,807,538	59,943,876	210,915,463
Aviation	77,399	-	-	-	-	77,399
Capital Construction	22,445,191	18,376,670	18,466,984	24,758,712	22,427,732	106,475,289
Operating Grants	2,600,000	-	-	-	-	2,600,000
Transit 2000	-	-	25,000	-	-	25,000
Total Operating Funds	**$70,116,899**	**$53,558,190**	**$59,480,204**	**$54,566,250**	**$82,371,608**	**$320,093,151**
Bond Funds						
1988 Bonds	72,859	-	1,581,161	-	-	1,654,020
2001 Bonds	1,917,358	-	906,073	-	-	2,823,431
2006 Bonds	29,756,840	3,146,500	50,208,545	-	-	83,111,885
Nonprofit Corporation Bonds - General Government	1,756,000	-	-	-	-	1,756,000
Nonprofit Corporation Bonds - Solid Waste	500,000	-	-	-	-	500,000
Nonprofit Corporation Bonds - Wastewater	2,120,000	264,000	400,000	-	-	2,784,000
Nonprofit Corporation Bonds - Water	322,800	-	-	-	-	322,800
Total Bond Funds	**$36,445,857**	**$3,410,500**	**$53,095,779**	-	-	**$92,952,136**
Other Financing						
Capital Grants	7,585,334	-	-	-	-	7,585,334
Capital Reserves	8,742,900	6,251,900	9,196,300	2,254,000	-	26,445,100
Federal, State and Other Participation	57,890,739	20,047,551	34,302,050	19,731,500	5,766,000	137,737,840
Impact Fees	19,826,713	1,669,270	3,500,000	1,200,000	-	26,195,983
Total Other Financing	**$94,045,686**	**$27,968,721**	**$46,998,350**	**$23,185,500**	**$5,766,000**	**$197,964,257**
Total Sources of Funds	**$200,608,442**	**$84,937,411**	**$159,574,333**	**$77,751,750**	**$88,137,608**	**$611,009,544**

Street Transportation and Drainage

Project No.	*Project Title*	*2010-11*	*2011-12*	*2012-13*	*2013-14*	*2014-15*	*Total*
ST87500000	**ADA COMPLIANCE IMPROVEMENTS**		**Function: ADA Compliance**			**District: Citywide**	
Design and construct street improvements to comply with the Americans with Disabilities Act.							
Design		10,000	10,000	10,000	10,000	10,000	50,000
Construction		-	-	272,100	-	-	272,100
	Project Total	**$10,000**	**$10,000**	**$282,100**	**$10,000**	**$10,000**	**$322,100**
Arizona Highway User Revenues		10,000	10,000	10,000	10,000	10,000	50,000
2006 Street Improvement and Storm Sewer Bonds		-	-	272,100	-	-	272,100
	Funding Total	**$10,000**	**$10,000**	**$282,100**	**$10,000**	**$10,000**	**$322,100**
ST87500005	**ACCESS RAMP 32ND ST TO 40TH ST @ BELL**		**Function: ADA Compliance**			**District: 2**	
Construct ADA accessible ramps on Bell Road between 32nd St. and 40th St.							
Construction		-	-	133,039	-	-	133,039
	Project Total	**-**	**-**	**$133,039**	**-**	**-**	**$133,039**
2006 Street Improvement and Storm Sewer Bonds		-	-	133,039	-	-	133,039
	Funding Total	**-**	**-**	**$133,039**	**-**	**-**	**$133,039**
ST87500006	**ACCESS RAMP ALMERIA/GRANADA @ 32ND ST**		**Function: ADA Compliance**			**District: 8**	
Acquire right of way and construct ADA access ramp at Almeria and Granada at 32nd Street.							
Land Acquisition		-	-	13,200	-	-	13,200
Construction		-	-	162,656	-	-	162,656
	Project Total	**-**	**-**	**$175,856**	**-**	**-**	**$175,856**
2006 Street Improvement and Storm Sewer Bonds		-	-	175,856	-	-	175,856
	Funding Total	**-**	**-**	**$175,856**	**-**	**-**	**$175,856**
ST87500012	**3502 W LAMAR ROAD**		**Function: ADA Compliance**			**District: 5**	
Construct ADA improvements at 3502 W Lamar Road.							
Construction		10,000	-	-	-	-	10,000
	Project Total	**$10,000**	**-**	**-**	**-**	**-**	**$10,000**
2006 Street Improvement and Storm Sewer Bonds		10,000	-	-	-	-	10,000
	Funding Total	**$10,000**	**-**	**-**	**-**	**-**	**$10,000**
ST87500013	**SOUTHEAST CORNER OF 60TH ST AND BELL RD**		**Function: ADA Compliance**			**District: 2**	
Acquire right of way for ADA improvements on the southeast corner of 60th St & Bell Rd.							
Land Acquisition		2,500	-	-	-	-	2,500
	Project Total	**$2,500**	**-**	**-**	**-**	**-**	**$2,500**
2006 Street Improvement and Storm Sewer Bonds		2,500	-	-	-	-	2,500
	Funding Total	**$2,500**	**-**	**-**	**-**	**-**	**$2,500**
ST87500019	**ADA NORTH IMPROVEMENTS**		**Function: ADA Compliance**			**District: Citywide**	
Construct ADA improvements in the northern half of Phoenix.							
Construction		320,900	-	-	-	-	320,900
	Project Total	**$320,900**	**-**	**-**	**-**	**-**	**$320,900**
ARRA 2009 Streets Stimulus		320,900	-	-	-	-	320,900
	Funding Total	**$320,900**	**-**	**-**	**-**	**-**	**$320,900**

Street Transportation and Drainage

Project No.	*Project Title*	*2010-11*	*2011-12*	*2012-13*	*2013-14*	*2014-15*	*Total*
ST87500020	**ADA SOUTH IMPROVEMENTS**		**Function: ADA Compliance**			**District: Citywide**	
Construct ADA improvements in the southern half of Phoenix.							
Construction		324,500	-	-	-	-	324,500
	Project Total	**$324,500**	-	-	-	-	**$324,500**
ARRA 2009 Streets Stimulus		324,500	-	-	-	-	324,500
	Funding Total	**$324,500**	-	-	-	-	**$324,500**
ST83120022	**BETHANY HOME ROAD OUTFALL CHANNEL**		**Function: Drainage Channels and Detention Basins**			**District: 5 & 7**	
Continued construction of the Bethany Home Road Outfall Channel. Estimated full-year ongoing operating costs: $92,000							
Construction		1,750,000	1,750,000	-	-	-	3,500,000
	Project Total	**$1,750,000**	**$1,750,000**	-	-	-	**$3,500,000**
2006 Street Improvement and Storm Sewer Bonds		1,750,000	1,750,000	-	-	-	3,500,000
	Funding Total	**$1,750,000**	**$1,750,000**	-	-	-	**$3,500,000**
ST83120040	**75TH AVE DETENTION CHANNEL**		**Function: Drainage Channels and Detention Basins**			**District: 7**	
Construct a detention channel at 75th Ave.							
Construction		552,993	-	-	-	-	552,993
	Project Total	**$552,993**	-	-	-	-	**$552,993**
Impact Fee - Estrella, Storm Drainage		552,993	-	-	-	-	552,993
	Funding Total	**$552,993**	-	-	-	-	**$552,993**
ST83120041	**ELWOOD DETENTION BASIN (DRCC)**		**Function: Drainage Channels and Detention Basins**			**District: 7**	
Construct a detention basin at 107th Ave and Elwood.							
Construction		1,015,740	-	-	-	-	1,015,740
	Project Total	**$1,015,740**	-	-	-	-	**$1,015,740**
Impact Fee - Estrella, Storm Drainage		1,015,740	-	-	-	-	1,015,740
	Funding Total	**$1,015,740**	-	-	-	-	**$1,015,740**
ST83120043	**SCATTER WASH LEVEE**		**Function: Drainage Channels and Detention Basins**			**District: 1**	
Construct the Scatter Wash Levee.							
Construction		622,500	-	-	-	-	622,500
	Project Total	**$622,500**	-	-	-	-	**$622,500**
2006 Street Improvement and Storm Sewer Bonds		622,500	-	-	-	-	622,500
	Funding Total	**$622,500**	-	-	-	-	**$622,500**

Street Transportation and Drainage

Project No.	*Project Title*	*2010-11*	*2011-12*	*2012-13*	*2013-14*	*2014-15*	*Total*
ST83120044	**CAVE CREEK LEVEE**		**Function: Drainage Channels and Detention Basins**			**District: 2**	
Rehabilitate the Cave Creek Levee located east of Central Avenue, approximately 900 feet north of Union Hills Drive.							
Construction		1,646,272	-	-	-	-	1,646,272
Project Total		**$1,646,272**	-	-	-	-	**$1,646,272**
Nonprofit Corp Bonds - Solid Waste		500,000	-	-	-	-	500,000
2006 Street Improvement and Storm Sewer Bonds		1,146,272	-	-	-	-	1,146,272
Funding Total		**$1,646,272**	-	-	-	-	**$1,646,272**
ST83120045	**SALT RIVER LEVEES NORTH & SOUTH**		**Function: Drainage Channels and Detention Basins**			**District: 8**	
Design the Salt River North and Salt River South Levees located just north and south of Phoenix Sky Harbor International Airport.							
Design		77,399	-	-	-	-	77,399
Project Total		**$77,399**	-	-	-	-	**$77,399**
Aviation Operating		77,399	-	-	-	-	77,399
Funding Total		**$77,399**	-	-	-	-	**$77,399**
ST83130007	**LOCAL DRAIN: MAINTENANCE MANUAL**		**Function: Local Drainage Solutions**			**District: Citywide**	
Update the local drainage maintenance manual for changes in specifications.							
Design		5,000	-	-	-	-	5,000
Project Total		**$5,000**	-	-	-	-	**$5,000**
Capital Construction		5,000	-	-	-	-	5,000
Funding Total		**$5,000**	-	-	-	-	**$5,000**
ST83130031	**LOCAL DRAINAGE PROBLEMS, VARIOUS LOCATIONS**		**Function: Local Drainage Solutions**			**District: Citywide**	
Respond to public complaints, City Council requests and risk management claims to reduce local drainage problems on miscellaneous collectors, laterals and other facilities.							
Design		200,000	-	-	-	-	200,000
Construction		343,505	-	-	-	-	343,505
Project Total		**$543,505**	-	-	-	-	**$543,505**
Capital Construction		200,000	-	-	-	-	200,000
2001 Storm Sewers Bonds		343,505	-	-	-	-	343,505
Funding Total		**$543,505**	-	-	-	-	**$543,505**
ST83130143	**ELEVATION CERTIFICATE PROGRAM**		**Function: Local Drainage Solutions**			**District: Citywide**	
Provide floodplain survey assistance to property owners.							
Design		-	-	46,681	-	-	46,681
Project Total		-	-	**$46,681**	-	-	**$46,681**
2006 Street Improvement and Storm Sewer Bonds		-	-	46,681	-	-	46,681
Funding Total		-	-	**$46,681**	-	-	**$46,681**

Street Transportation and Drainage

Project No.	*Project Title*	*2010-11*	*2011-12*	*2012-13*	*2013-14*	*2014-15*	*Total*
ST83130144	**STORM DRAIN REHABILITATION PROGRAM**		**Function: Local Drainage Solutions**			**District: Citywide**	
Construct storm drain rehabilitation projects.							
Construction		-	-	2,853,527	-	-	2,853,527
Project Total		-	-	**$2,853,527**	-	-	**$2,853,527**
2006 Street Improvement and Storm Sewer Bonds		-	-	2,853,527	-	-	2,853,527
Funding Total		-	-	**$2,853,527**	-	-	**$2,853,527**
ST83130154	**FLOOD PROOFING**		**Function: Local Drainage Solutions**			**District: Citywide**	
Design, acquire land, and construct local drainage solutions.							
Construction		1,060,000	185,000	280,000	400,000	1,000,000	2,925,000
Project Total		**$1,060,000**	**$185,000**	**$280,000**	**$400,000**	**$1,000,000**	**$2,925,000**
Capital Construction		1,060,000	185,000	280,000	400,000	1,000,000	2,925,000
Funding Total		**$1,060,000**	**$185,000**	**$280,000**	**$400,000**	**$1,000,000**	**$2,925,000**
ST83130210	**39TH AVE AND ROESER RD STORM DRAIN**		**Function: Local Drainage Solutions**			**District: 7**	
Construct a storm drain at 39th Ave and Roeser Road.							
Construction		15,000	-	-	-	-	15,000
Project Total		**$15,000**	-	-	-	-	**$15,000**
2006 Street Improvement and Storm Sewer Bonds		15,000	-	-	-	-	15,000
Funding Total		**$15,000**	-	-	-	-	**$15,000**
ST83130244	**STORM DRAIN AT 1707 W. OSBORN RD**		**Function: Local Drainage Solutions**			**District: 4**	
Construct a storm drain at 1707 W. Osborn Rd.							
Construction		15,000	-	-	-	-	15,000
Project Total		**$15,000**	-	-	-	-	**$15,000**
2006 Street Improvement and Storm Sewer Bonds		15,000	-	-	-	-	15,000
Funding Total		**$15,000**	-	-	-	-	**$15,000**
ST83130269	**PINNACLE PEAK RD TATUM INTERSECTION STORM DRAIN IMPROVEMENTS**		**Function: Local Drainage Solutions**			**District: 2**	
Acqurie right of way and construct box culvert storm drain at Pinnacle Peak Rd and Tatum Boulevard intersection. Estimated full-year ongoing operating costs: $3,000							
Land Acquisition		300,000	-	-	-	-	300,000
Construction		6,175,451	-	216,000	-	-	6,391,451
Project Total		**$6,475,451**	-	**$216,000**	-	-	**$6,691,451**
2006 Street Improvement and Storm Sewer Bonds		6,475,451	-	216,000	-	-	6,691,451
Funding Total		**$6,475,451**	-	**$216,000**	-	-	**$6,691,451**
ST83130271	**DAM SAFETY PROGRAM**		**Function: Local Drainage Solutions**			**District: Citywide**	
Provide for the reconstruction of the 16 major flood control dams located in the North Mountain Preserve areas of the city.							
Construction		-	-	48,005	-	-	48,005
Project Total		-	-	**$48,005**	-	-	**$48,005**
2006 Street Improvement and Storm Sewer Bonds		-	-	48,005	-	-	48,005
Funding Total		-	-	**$48,005**	-	-	**$48,005**

Street Transportation and Drainage

Project No.	*Project Title*	*2010-11*	*2011-12*	*2012-13*	*2013-14*	*2014-15*	*Total*
ST83130282	**JEFFERSON, 15TH AVE 3RD AVE/COUNTY FACILITY**	**Function: Local Drainage Solutions**				**District: 8**	
Construct storm drain improvements on and adjacent to Jefferson Street from 15th Ave to 3rd Ave.							
Construction		-	-	8,986,829	-	-	8,986,829
Project Total		-	-	**$8,986,829**	-	-	**$8,986,829**
State, County and Other Aid - Street Transportation		-	-	3,751,000	-	-	3,751,000
2006 Street Improvement and Storm Sewer Bonds		-	-	5,235,829	-	-	5,235,829
Funding Total		-	-	**$8,986,829**	-	-	**$8,986,829**
ST83130284	**WASHINGTON & 1ST AVE NEC GARAGE**	**Function: Local Drainage Solutions**				**District: 8**	
Design storm drain improvements on the north east corner of Washington and First Ave.							
Design		-	-	80,000	-	-	80,000
Project Total		-	-	**$80,000**	-	-	**$80,000**
2006 Street Improvement and Storm Sewer Bonds		-	-	80,000	-	-	80,000
Funding Total		-	-	**$80,000**	-	-	**$80,000**
ST83130296	**CACTUS ROAD: 32ND ST TO 28TH ST**	**Function: Local Drainage Solutions**				**District: 3**	
Rehabilitation of existing storm drain on Cactus Rd form 32nd St to 28th St.							
Construction		1,748,672	-	-	-	-	1,748,672
Project Total		**$1,748,672**	-	-	-	-	**$1,748,672**
2006 Street Improvement and Storm Sewer Bonds		1,748,672	-	-	-	-	1,748,672
Funding Total		**$1,748,672**	-	-	-	-	**$1,748,672**
ST83130298	**48TH STREET SOUTH OF WARNER ROAD**	**Function: Local Drainage Solutions**				**District: 6**	
Construct drainage improvements at 48th Street south of Warner Road.							
Construction		-	80,000	-	-	-	80,000
Project Total		-	**$80,000**	-	-	-	**$80,000**
2006 Street Improvement and Storm Sewer Bonds		-	80,000	-	-	-	80,000
Funding Total		-	**$80,000**	-	-	-	**$80,000**
ST83130299	**DAM SPILLWAY MODIFICATION**	**Function: Local Drainage Solutions**				**District: 3 & 6**	
Construct dam spillway modification at Dam 2A near 7th Street and Thunderbird and at Dam 4 near 18th Street and Northern.							
Construction		-	-	746,543	-	-	746,543
Project Total		-	-	**$746,543**	-	-	**$746,543**
2006 Street Improvement and Storm Sewer Bonds		-	-	746,543	-	-	746,543
Funding Total		-	-	**$746,543**	-	-	**$746,543**
ST83140000	**LOCAL DRAINAGE SOLUTIONS**	**Function: Local Drainage Solutions**				**District: Citywide**	
Design, acquire land, and construct local drainage improvements.							
Construction		23,070	-	1,213,018	-	-	1,236,088
Project Total		**$23,070**	-	**$1,213,018**	-	-	**$1,236,088**
2006 Street Improvement and Storm Sewer Bonds		23,070	-	1,213,018	-	-	1,236,088
Funding Total		**$23,070**	-	**$1,213,018**	-	-	**$1,236,088**

Street Transportation and Drainage

Project No.	*Project Title*	*2010-11*	*2011-12*	*2012-13*	*2013-14*	*2014-15*	*Total*
ST83140003	**JEFFERSON/BUCHANAN/ I-17/20TH AVENUE DRAINAGE**		**Function: Local Drainage Solutions**			**District: 7**	
Design drainage improvements in the area bounded by Jefferson St to Buchanan St, and I-17 to 20th Ave.							
Design		-	-	387,000	-	-	387,000
	Project Total	-	-	**$387,000**	-	-	**$387,000**
2006 Street Improvement and Storm Sewer Bonds		-	-	387,000	-	-	387,000
	Funding Total	-	-	**$387,000**	-	-	**$387,000**
ST83140004	**41ST PLACE & CHARTER OAK ROAD DRAINAGE**		**Function: Local Drainage Solutions**			**District: 3**	
Construct drainage improvements at 41st Place and Charter Oak Road.							
Construction		745,000	-	-	-	-	745,000
	Project Total	**$745,000**	-	-	-	-	**$745,000**
State, County and Other Aid - Street Transportation		250,000	-	-	-	-	250,000
2006 Street Improvement and Storm Sewer Bonds		495,000	-	-	-	-	495,000
	Funding Total	**$745,000**	-	-	-	-	**$745,000**
ST83140008	**5906 N. 15TH STREET**		**Function: Local Drainage Solutions**			**District: 6**	
Acquire land and construct a storm drain at 5906 N 15th Street.							
Land Acquisition		-	-	240,000	-	-	240,000
Construction		-	-	1,200,000	-	-	1,200,000
	Project Total	-	-	**$1,440,000**	-	-	**$1,440,000**
2006 Street Improvement and Storm Sewer Bonds		-	-	1,440,000	-	-	1,440,000
	Funding Total	-	-	**$1,440,000**	-	-	**$1,440,000**
ST83140009	**16TH DRIVE: BELL RD TO DANBURY RD**		**Function: Local Drainage Solutions**			**District: 2**	
Acquire right-of-way and construct a storm drain on 16th Drive, Bell Road to Danbury Road.							
Land Acquisition		-	-	120,000	-	-	120,000
Construction		-	-	343,800	-	-	343,800
	Project Total	-	-	**$463,800**	-	-	**$463,800**
2006 Street Improvement and Storm Sewer Bonds		-	-	463,800	-	-	463,800
	Funding Total	-	-	**$463,800**	-	-	**$463,800**
ST83140010	**525 E. MOUNTAIN VIEW ROAD**		**Function: Local Drainage Solutions**			**District: 3**	
Construct a storm drain at 525 E Mountain View Road.							
Construction		-	-	423,500	-	-	423,500
	Project Total	-	-	**$423,500**	-	-	**$423,500**
2006 Street Improvement and Storm Sewer Bonds		-	-	423,500	-	-	423,500
	Funding Total	-	-	**$423,500**	-	-	**$423,500**

Street Transportation and Drainage

Project No.	*Project Title*	*2010-11*	*2011-12*	*2012-13*	*2013-14*	*2014-15*	*Total*
ST83140011	**163 WEST MYRTLE AVENUE**		**Function: Local Drainage Solutions**			**District: 6**	
Acquire right-of-way drainage improvements at 163 West Myrtle Avenue.							
Land Acquisition		100,000	-	-	-	-	100,000
Project Total		**$100,000**	-	-	-	-	**$100,000**
Capital Construction		100,000	-	-	-	-	100,000
Funding Total		**$100,000**	-	-	-	-	**$100,000**
ST83140012	**525 WEST BETHANY HOME ROAD**		**Function: Local Drainage Solutions**			**District: 6**	
Construct drainage improvements at 525 W Bethany Home Rd.							
Construction		-	-	401,000	-	-	401,000
Project Total		-	-	**$401,000**	-	-	**$401,000**
2006 Street Improvement and Storm Sewer Bonds		-	-	401,000	-	-	401,000
Funding Total		-	-	**$401,000**	-	-	**$401,000**
ST83140020	**14TH STREET AND MARLETTE AVENUE**		**Function: Local Drainage Solutions**			**District: 6**	
Construct drainage improvements at 14th St and Marlette Ave.							
Construction		5,000	-	-	-	-	5,000
Project Total		**$5,000**	-	-	-	-	**$5,000**
2006 Street Improvement and Storm Sewer Bonds		5,000	-	-	-	-	5,000
Funding Total		**$5,000**	-	-	-	-	**$5,000**
ST83140021	**64TH STREET SOUTH OF CAMELBACK RD**		**Function: Local Drainage Solutions**			**District: 6**	
Construct drainage improvements at 64th St south of Camelback Rd.							
Construction		-	205,000	-	-	-	205,000
Project Total		-	**$205,000**	-	-	-	**$205,000**
2006 Street Improvement and Storm Sewer Bonds		-	205,000	-	-	-	205,000
Funding Total		-	**$205,000**	-	-	-	**$205,000**
ST83140023	**30TH PLACE & COOLIDGE STREET**		**Function: Local Drainage Solutions**			**District: 6**	
Construct drainage improvements at 30th Place and Coolidge St.							
Construction		-	-	240,000	-	-	240,000
Project Total		-	-	**$240,000**	-	-	**$240,000**
2006 Street Improvement and Storm Sewer Bonds		-	-	240,000	-	-	240,000
Funding Total		-	-	**$240,000**	-	-	**$240,000**
ST83140025	**48TH ST: IND. SCHOOL TO CALLE REDONDA**		**Function: Local Drainage Solutions**			**District: 6**	
Construct drainage improvements at 48th St from Indian School to Calle Redonda.							
Construction		186,000	-	-	-	-	186,000
Project Total		**$186,000**	-	-	-	-	**$186,000**
2006 Street Improvement and Storm Sewer Bonds		186,000	-	-	-	-	186,000
Funding Total		**$186,000**	-	-	-	-	**$186,000**

Street Transportation and Drainage

Project No. *Project Title*	*2010-11*	*2011-12*	*2012-13*	*2013-14*	*2014-15*	*Total*
ST83140026 EDGEMONT AVE: 21ST DR TO 22ND DR	**Function: Local Drainage Solutions**				**District: 7**	
Construct drainage improvements at Edgemont Ave from 21st Dr to 22nd Dr.						
Construction	-	-	180,000	-	-	180,000
Project Total	-	-	**$180,000**	-	-	**$180,000**
2006 Street Improvement and Storm Sewer Bonds	-	-	180,000	-	-	180,000
Funding Total	-	-	**$180,000**	-	-	**$180,000**
ST83140027 GROVERS AVE: 52ND ST TO 56TH ST	**Function: Local Drainage Solutions**				**District: 2**	
Acquire right-of-way, design, and construct drainage improvements at Grovers Ave from 52nd St to 56th St.						
Land Acquisition	-	100,000	-	-	-	100,000
Design	-	20,000	89,000	-	-	109,000
Construction	-	-	420,000	-	-	420,000
Project Total	-	**$120,000**	**$509,000**	-	-	**$629,000**
Capital Construction	-	120,000	420,000	-	-	540,000
2006 Street Improvement and Storm Sewer Bonds	-	-	89,000	-	-	89,000
Funding Total	-	**$120,000**	**$509,000**	-	-	**$629,000**
ST83140028 900 E. OREGON AVENUE	**Function: Local Drainage Solutions**				**District: 6**	
Acquire right-of-way, design, and construct drainage improvements at 900 E Oregon Avenue.						
Land Acquisition	-	150,000	-	-	-	150,000
Design	-	-	25,000	-	-	25,000
Construction	-	-	300,000	-	-	300,000
Project Total	-	**$150,000**	**$325,000**	-	-	**$475,000**
Capital Construction	-	150,000	300,000	-	-	450,000
2006 Street Improvement and Storm Sewer Bonds	-	-	25,000	-	-	25,000
Funding Total	-	**$150,000**	**$325,000**	-	-	**$475,000**
ST83140029 7TH AVE & EAST FORK CAVE CREEK WASH	**Function: Local Drainage Solutions**				**District: 3**	
Construct drainage improvements at 7th Ave and East Fork Cave Creek Wash.						
Construction	346,500	-	-	-	-	346,500
Project Total	**$346,500**	-	-	-	-	**$346,500**
2006 Street Improvement and Storm Sewer Bonds	346,500	-	-	-	-	346,500
Funding Total	**$346,500**	-	-	-	-	**$346,500**
ST83140030 ARCADIA MAINT RAMPS: 56TH ST - 64TH ST	**Function: Local Drainage Solutions**				**District: 6**	
Construct maintenance ramps at Arcadia Way from 56th St to 64th St.						
Construction	-	-	450,000	-	-	450,000
Project Total	-	-	**$450,000**	-	-	**$450,000**
2006 Street Improvement and Storm Sewer Bonds	-	-	450,000	-	-	450,000
Funding Total	-	-	**$450,000**	-	-	**$450,000**

Street Transportation and Drainage

Project No.	*Project Title*	*2010-11*	*2011-12*	*2012-13*	*2013-14*	*2014-15*	*Total*
ST83140031	**GRAND CANAL: 43RD AVE - 42ND AVE**	**Function: Local Drainage Solutions**				**District: 4**	
Construct drainage improvements at the Grand Canal from 43rd Ave to 42nd Ave.							
Construction		-	-	295,000	-	-	295,000
Project Total		-	-	**$295,000**	-	-	**$295,000**
2006 Street Improvement and Storm Sewer Bonds		-	-	295,000	-	-	295,000
Funding Total		-	-	**$295,000**	-	-	**$295,000**
ST83140032	**CAMPBELL AVE: 32ND ST - 35TH ST**	**Function: Local Drainage Solutions**				**District: 6**	
Construct drainage improvements on Campbell Ave from 32nd St to 35th St.							
Construction		1,092,000	-	-	-	-	1,092,000
Project Total		**$1,092,000**	-	-	-	-	**$1,092,000**
State, County and Other Aid - Street Transportation		250,000	-	-	-	-	250,000
2006 Street Improvement and Storm Sewer Bonds		842,000	-	-	-	-	842,000
Funding Total		**$1,092,000**	-	-	-	-	**$1,092,000**
ST83140034	**1521 W. DOBBINS ROAD**	**Function: Local Drainage Solutions**				**District: 7**	
Conduct a pre-design on drainage improvements at 1521 West Dobbins Road.							
Construction		660,000	-	-	-	-	660,000
Project Total		**$660,000**	-	-	-	-	**$660,000**
State, County and Other Aid - Street Transportation		250,000	-	-	-	-	250,000
Capital Construction		410,000	-	-	-	-	410,000
Funding Total		**$660,000**	-	-	-	-	**$660,000**
ST83140035	**1525 W. HELENA DRIVE**	**Function: Local Drainage Solutions**				**District: 2**	
Design and construct drainage improvements at 1525 W Helena Drive.							
Design		-	-	40,000	-	-	40,000
Construction		-	-	420,000	-	-	420,000
Project Total		-	-	**$460,000**	-	-	**$460,000**
2006 Street Improvement and Storm Sewer Bonds		-	-	460,000	-	-	460,000
Funding Total		-	-	**$460,000**	-	-	**$460,000**
ST83140036	**4943 W. CRITTENDEN LANE**	**Function: Local Drainage Solutions**				**District: 4**	
Design and construct drainage improvements at 4943 W Crittenden Lane.							
Design		-	-	234,000	-	-	234,000
Construction		-	420,000	-	-	-	420,000
Project Total		-	**$420,000**	**$234,000**	-	-	**$654,000**
Capital Construction		-	420,000	-	-	-	420,000
2006 Street Improvement and Storm Sewer Bonds		-	-	234,000	-	-	234,000
Funding Total		-	**$420,000**	**$234,000**	-	-	**$654,000**

Street Transportation and Drainage

Project No.	*Project Title*	*2010-11*	*2011-12*	*2012-13*	*2013-14*	*2014-15*	*Total*
ST83140038	**16TH PLACE & VIOLET DRIVE DRAINAGE STUDY**	**Function: Local Drainage Solutions**				**District: 8**	
Acquire land for and design drainage improvements at 16th Place and Violet Drive.							
Land Acquisition		150,000	-	-	-	-	150,000
Design		75,000	-	-	-	-	75,000
	Project Total	**$225,000**	-	-	-	-	**$225,000**
2006 Street Improvement and Storm Sewer Bonds		225,000	-	-	-	-	225,000
	Funding Total	**$225,000**	-	-	-	-	**$225,000**
ST83140039	**8402 N. 17TH AVENUE DRAINAGE**	**Function: Local Drainage Solutions**				**District: 5**	
Construct drainage improvements at 8402 N. 17th Avenue.							
Construction		-	-	111,000	-	-	111,000
	Project Total	-	-	**$111,000**	-	-	**$111,000**
2006 Street Improvement and Storm Sewer Bonds		-	-	111,000	-	-	111,000
	Funding Total	-	-	**$111,000**	-	-	**$111,000**
ST83140043	**3511-3515 N. 12TH STREET**	**Function: Local Drainage Solutions**				**District: 4**	
Construct drainage improvements between 3511 and 3515 N. 12th Street.							
Construction		-	-	420,000	-	-	420,000
	Project Total	-	-	**$420,000**	-	-	**$420,000**
2006 Street Improvement and Storm Sewer Bonds		-	-	420,000	-	-	420,000
	Funding Total	-	-	**$420,000**	-	-	**$420,000**
ST83140045	**DRAINAGE STUDY: 16TH STREET AND BUTLER AVENUE**	**Function: Local Drainage Solutions**				**District: 3 & 4**	
Conduct a drainage study at 16th Street and Butler Avenue.							
Design		-	-	35,000	-	-	35,000
	Project Total	-	-	**$35,000**	-	-	**$35,000**
2006 Street Improvement and Storm Sewer Bonds		-	-	35,000	-	-	35,000
	Funding Total	-	-	**$35,000**	-	-	**$35,000**
ST83150004	**LONE CACTUS: 22ND STREET TO CAVE CREEK ROAD**	**Function: Local Drainage Solutions**				**District: 2**	
Acquire right of way, design and construct drainage improvements on Lone Cactus from 22nd Street to Cave Creek Road.							
Land Acquisition		-	125,000	-	-	-	125,000
Design		-	-	234,000	-	-	234,000
Construction		-	-	-	600,000	-	600,000
	Project Total	-	**$125,000**	**$234,000**	**$600,000**	-	**$959,000**
Capital Construction		-	125,000	-	600,000	-	725,000
2006 Street Improvement and Storm Sewer Bonds		-	-	234,000	-	-	234,000
	Funding Total	-	**$125,000**	**$234,000**	**$600,000**	-	**$959,000**

Street Transportation and Drainage

Project No.	*Project Title*	*2010-11*	*2011-12*	*2012-13*	*2013-14*	*2014-15*	*Total*
ST83150005	**ARCADIA DR, INDIAN SCHOOL TO THE ARIZONA CANAL**	**Function: Local Drainage Solutions**				**District: 6**	
Design and construct drainage improvements on Arcadia Drive from Indian School Road to the Arizona Canal.							
Design		33,500	-	-	-	-	33,500
Construction		225,000	-	-	-	-	225,000
	Project Total	**$258,500**	-	-	-	-	**$258,500**
Capital Construction		225,000	-	-	-	-	225,000
2006 Street Improvement and Storm Sewer Bonds		33,500	-	-	-	-	33,500
	Funding Total	**$258,500**	-	-	-	-	**$258,500**
ST83150006	**11TH AVENUE, I-17 TO GRANT STORM DRAIN**	**Function: Local Drainage Solutions**				**District: 8**	
Construct drainage improvements on 11th Avenue from I-17 to Grant Street.							
Construction		120,000	-	-	-	-	120,000
	Project Total	**$120,000**	-	-	-	-	**$120,000**
2006 Street Improvement and Storm Sewer Bonds		120,000	-	-	-	-	120,000
	Funding Total	**$120,000**	-	-	-	-	**$120,000**
ST85100004	**RAILROAD CROSSING IMPROVEMENTS**	**Function: Major Street, Bridge, Pedestrian and Bikeway Construction**				**District: Citywide**	
Design and construct improvements at railroad crossings as needs are determined.							
Design		5,000	5,000	5,000	5,000	5,000	25,000
Construction		50,000	50,000	50,000	50,000	50,000	250,000
	Project Total	**$55,000**	**$55,000**	**$55,000**	**$55,000**	**$55,000**	**$275,000**
Arizona Highway User Revenues		55,000	55,000	55,000	55,000	55,000	275,000
	Funding Total	**$55,000**	**$55,000**	**$55,000**	**$55,000**	**$55,000**	**$275,000**
ST85100011	**GRANT & 7TH STREETS RR CROSSING**	**Function: Major Street, Bridge, Pedestrian and Bikeway Construction**				**District: 8**	
Construct railroad crossing near Grant and 7th Streets.							
Construction		61,500	-	-	-	-	61,500
	Project Total	**$61,500**	-	-	-	-	**$61,500**
Arizona Highway User Revenues		61,500	-	-	-	-	61,500
	Funding Total	**$61,500**	-	-	-	-	**$61,500**
ST85100013	**LINCOLN & 5TH ST RR CROSSING**	**Function: Major Street, Bridge, Pedestrian and Bikeway Construction**				**District: 8**	
Construct railroad crossing near Lincoln and 5th Streets.							
Construction		175,046	-	-	-	-	175,046
	Project Total	**$175,046**	-	-	-	-	**$175,046**
Arizona Highway User Revenues		175,046	-	-	-	-	175,046
	Funding Total	**$175,046**	-	-	-	-	**$175,046**

Street Transportation and Drainage

Project No.	*Project Title*	*2010-11*	*2011-12*	*2012-13*	*2013-14*	*2014-15*	*Total*
ST85100066	**19TH AVE, BASELINE TO SOUTHERN STREET CONSTRUCTION**	**Function: Major Street, Bridge, Pedestrian and Bikeway Construction**				**District: 7**	
Complete land acquisition and construct one mile of major street.							
Land Acquisition		15,000	-	-	-	-	15,000
Construction		2,571,000	250,000	-	-	-	2,821,000
	Project Total	**$2,586,000**	**$250,000**	-	-	-	**$2,836,000**
Arizona Highway User Revenues		2,586,000	250,000	-	-	-	2,836,000
	Funding Total	**$2,586,000**	**$250,000**	-	-	-	**$2,836,000**
ST85100087	**43RD AVE, BASELINE TO SOUTHERN STREET CONSTRUCTION**	**Function: Major Street, Bridge, Pedestrian and Bikeway Construction**				**District: 7**	
Complete construction of one mile of major street.							
Construction		250,000	-	-	-	-	250,000
	Project Total	**$250,000**	-	-	-	-	**$250,000**
Arizona Highway User Revenues		250,000	-	-	-	-	250,000
	Funding Total	**$250,000**	-	-	-	-	**$250,000**
ST85100088	**PINNACLE PEAK, 43RD AVE TO 35TH AVE STREET CONSTRUCTION**	**Function: Major Street, Bridge, Pedestrian and Bikeway Construction**				**District: 1**	
Construct one mile of major street.							
Construction		-	-	-	-	4,000,000	4,000,000
	Project Total	-	-	-	-	**$4,000,000**	**$4,000,000**
Arizona Highway User Revenues		-	-	-	-	4,000,000	4,000,000
	Funding Total	-	-	-	-	**$4,000,000**	**$4,000,000**
ST85100089	**MCDOWELL, 83RD AVE TO 75TH AVE STREET CONSTRUCTION**	**Function: Major Street, Bridge, Pedestrian and Bikeway Construction**				**District: 7**	
Complete construction of one mile of major street.							
Land Acquisition		250,000	-	-	-	-	250,000
Construction		4,000	-	-	-	-	4,000
	Project Total	**$254,000**	-	-	-	-	**$254,000**
Arizona Highway User Revenues		254,000	-	-	-	-	254,000
	Funding Total	**$254,000**	-	-	-	-	**$254,000**
ST85100096	**75TH AVE, BUCKEYE TO VAN BUREN STREET CONSTRUCTION**	**Function: Major Street, Bridge, Pedestrian and Bikeway Construction**				**District: 7**	
Complete construction of one mile of major street. Estimated full-year ongoing operating costs: $36,000							
Construction		5,000	-	-	-	-	5,000
	Project Total	**$5,000**	-	-	-	-	**$5,000**
Arizona Highway User Revenues		5,000	-	-	-	-	5,000
	Funding Total	**$5,000**	-	-	-	-	**$5,000**
ST85100121	**MISCELLANEOUS AHUR TRANSACTIONS**	**Function: Major Street, Bridge, Pedestrian and Bikeway Construction**				**District: Citywide**	
Design and right-of-way costs for very small projects.							
Land Acquisition		25,000	25,000	25,000	25,000	25,000	125,000
	Project Total	**$25,000**	**$25,000**	**$25,000**	**$25,000**	**$25,000**	**$125,000**
Arizona Highway User Revenues		25,000	25,000	25,000	25,000	25,000	125,000
	Funding Total	**$25,000**	**$25,000**	**$25,000**	**$25,000**	**$25,000**	**$125,000**

Street Transportation and Drainage

Project No.	*Project Title*	*2010-11*	*2011-12*	*2012-13*	*2013-14*	*2014-15*	*Total*
ST85100129	**PINNACLE PEAK, 55TH AVE TO 43RD AVE STREET CONSTRUCTION**	**Function: Major Street, Bridge, Pedestrian and Bikeway Construction**				**District: 1**	
Acquire right-of-way and construct one and a half miles of major street.							
Land Acquisition		411,100	-	-	-	-	411,100
Construction		-	-	4,840,000	340,000	-	5,180,000
Project Total		**$411,100**	**-**	**$4,840,000**	**$340,000**	**-**	**$5,591,100**
Arizona Highway User Revenues		411,100	-	4,840,000	340,000	-	5,591,100
Funding Total		**$411,100**	**-**	**$4,840,000**	**$340,000**	**-**	**$5,591,100**
ST85100131	**UNDETERMINED MAJOR STREETS**	**Function: Major Street, Bridge, Pedestrian and Bikeway Construction**				**District: Citywide**	
Construct streets yet to be determined.							
Construction		2,250,000	2,000,000	2,000,000	2,000,000	1,650,000	9,900,000
Project Total		**$2,250,000**	**$2,000,000**	**$2,000,000**	**$2,000,000**	**$1,650,000**	**$9,900,000**
Arizona Highway User Revenues		2,250,000	2,000,000	2,000,000	2,000,000	1,650,000	9,900,000
Funding Total		**$2,250,000**	**$2,000,000**	**$2,000,000**	**$2,000,000**	**$1,650,000**	**$9,900,000**
ST85100141	**7TH AVE, SOUTHERN TO SALT RIVER STREET CONSTRUCTION**	**Function: Major Street, Bridge, Pedestrian and Bikeway Construction**				**District: 7**	
Construct one and a half miles of major street.							
Land Acquisition		230,531	-	-	-	-	230,531
Construction		600,000	-	3,300,000	300,000	-	4,200,000
Project Total		**$830,531**	**-**	**$3,300,000**	**$300,000**	**-**	**$4,430,531**
Arizona Highway User Revenues		830,531	-	3,300,000	300,000	-	4,430,531
Funding Total		**$830,531**	**-**	**$3,300,000**	**$300,000**	**-**	**$4,430,531**
ST85100142	**59TH AVE, LOWER BUCKEYE TO BUCKEYE STREET CONSTRUCTION**	**Function: Major Street, Bridge, Pedestrian and Bikeway Construction**				**District: 7**	
Construct one mile of major street.							
Construction		2,522,272	-	-	-	-	2,522,272
Project Total		**$2,522,272**	**-**	**-**	**-**	**-**	**$2,522,272**
Impact Fee - Estrella, South - Streets		2,522,272	-	-	-	-	2,522,272
Funding Total		**$2,522,272**	**-**	**-**	**-**	**-**	**$2,522,272**
ST85100145	**LOWER BUCKEYE, 43RD AVE TO 35TH AVE STREET CONSTRUCTION**	**Function: Major Street, Bridge, Pedestrian and Bikeway Construction**				**District: 7**	
Complete right of way acquisition and construct one mile of major street.							
Land Acquisition		100,000	-	-	-	-	100,000
Construction		440,000	2,850,000	250,000	-	-	3,540,000
Project Total		**$540,000**	**$2,850,000**	**$250,000**	**-**	**-**	**$3,640,000**
Arizona Highway User Revenues		540,000	2,850,000	250,000	-	-	3,640,000
Funding Total		**$540,000**	**$2,850,000**	**$250,000**	**-**	**-**	**$3,640,000**

Street Transportation and Drainage

Project No.	*Project Title*	*2010-11*	*2011-12*	*2012-13*	*2013-14*	*2014-15*	*Total*
ST85100155	**PURCHASE OF STREETSWEEPERS**		**Function: Major Street, Bridge, Pedestrian and Bikeway Construction**			**District: Citywide**	
Make-ready charges for purchased Street sweepers.							
Equipment		3,467	-	-	-	-	3,467
Project Total		**$3,467**	-	-	-	-	**$3,467**
Arizona Highway User Revenues		3,467	-	-	-	-	3,467
Funding Total		**$3,467**	-	-	-	-	**$3,467**
ST85100160	**DEER VALLEY DR, 40TH ST TO BLACK MTN PKWY STREET CONSTRUCTION**		**Function: Major Street, Bridge, Pedestrian and Bikeway Construction**			**District: 2**	
Final costs to complete construction of street improvements in the vicinity of Deer Valley Dr, 40th St to Black Mountain Parkway.							
Land Acquisition		35,714	-	-	-	-	35,714
Project Total		**$35,714**	-	-	-	-	**$35,714**
Impact Fee - Desert View, N-Streets		35,714	-	-	-	-	35,714
Funding Total		**$35,714**	-	-	-	-	**$35,714**
ST85100161	**VAN BUREN, 75TH TO 67TH AVE STREET CONSTRUCTION**		**Function: Major Street, Bridge, Pedestrian and Bikeway Construction**			**District: 7**	
Construct one mile of major street.							
Construction		200,000	-	2,500,000	-	-	2,700,000
Project Total		**$200,000**	-	**$2,500,000**	-	-	**$2,700,000**
2006 Street Improvement and Storm Sewer Bonds		200,000	-	2,500,000	-	-	2,700,000
Funding Total		**$200,000**	-	**$2,500,000**	-	-	**$2,700,000**
ST85100171	**SOUTHERN, 31ST AVE TO 19TH AVE STREET CONSTRUCTION**		**Function: Major Street, Bridge, Pedestrian and Bikeway Construction**			**District: 7**	
Complete construction of one and one half miles of major street.							
Construction		150,000	-	-	-	-	150,000
Project Total		**$150,000**	-	-	-	-	**$150,000**
Arizona Highway User Revenues		150,000	-	-	-	-	150,000
Funding Total		**$150,000**	-	-	-	-	**$150,000**
ST85100172	**43RD AVE, LOWER BUCKEYE TO BUCKEYE ROAD STREET CONSTRUCTION**		**Function: Major Street, Bridge, Pedestrian and Bikeway Construction**			**District: 7**	
Acquire right of way, design and construct one mile of major street.							
Land Acquisition		300,000	-	-	-	-	300,000
Design		100,000	-	-	-	-	100,000
Construction		37,800	5,200,000	450,000	-	-	5,687,800
Project Total		**$437,800**	**$5,200,000**	**$450,000**	-	-	**$6,087,800**
Impact Fee - Estrella, South - Streets		137,800	1,500,000	-	-	-	1,637,800
Arizona Highway User Revenues		300,000	3,700,000	450,000	-	-	4,450,000
Funding Total		**$437,800**	**$5,200,000**	**$450,000**	-	-	**$6,087,800**

Street Transportation and Drainage

Project No.	*Project Title*	*2010-11*	*2011-12*	*2012-13*	*2013-14*	*2014-15*	*Total*
ST85100184	**27TH AVE SOUTH OF JACKSON ST RAILROAD CROSSING**	**Function: Major Street, Bridge, Pedestrian and Bikeway Construction**				**District: 7**	
Acquire right of way and design a railroad crossing.							
Land Acquisition		75,000	-	-	-	-	75,000
Design		35,000	-	-	-	-	35,000
	Project Total	**$110,000**	-	-	-	-	**$110,000**
Arizona Highway User Revenues		110,000	-	-	-	-	110,000
	Funding Total	**$110,000**	-	-	-	-	**$110,000**
ST85100185	**40TH ST SOUTH OF MADISON ST RAILROAD CROSSING**	**Function: Major Street, Bridge, Pedestrian and Bikeway Construction**				**District: 8**	
Acquire right of way and design a railroad crossing.							
Land Acquisition		65,000	-	-	-	-	65,000
Design		35,000	-	-	-	-	35,000
	Project Total	**$100,000**	-	-	-	-	**$100,000**
Arizona Highway User Revenues		100,000	-	-	-	-	100,000
	Funding Total	**$100,000**	-	-	-	-	**$100,000**
ST85100188	**32ND ST SOUTH OF JACKSON ST RAILROAD CROSSING**	**Function: Major Street, Bridge, Pedestrian and Bikeway Construction**				**District: 8**	
Acquire right of way and design a railroad crossing.							
Land Acquisition		95,000	-	-	-	-	95,000
Design		36,500	-	-	-	-	36,500
	Project Total	**$131,500**	-	-	-	-	**$131,500**
Arizona Highway User Revenues		131,500	-	-	-	-	131,500
	Funding Total	**$131,500**	-	-	-	-	**$131,500**
ST85100217	**91ST AVE, INDIAN SCHOOL TO CAMELBACK STREET CONSTRUCTION**	**Function: Major Street, Bridge, Pedestrian and Bikeway Construction**				**District: 5**	
Design, acquire right-of-way and construct one mile of major street.							
Land Acquisition		-	-	808,500	-	-	808,500
Design		-	705,000	-	-	-	705,000
Construction		-	-	-	-	6,000,000	6,000,000
	Project Total	-	**$705,000**	**$808,500**	-	**$6,000,000**	**$7,513,500**
Arizona Highway User Revenues		-	705,000	808,500	-	6,000,000	7,513,500
	Funding Total	-	**$705,000**	**$808,500**	-	**$6,000,000**	**$7,513,500**
ST85100236	**7TH ST AND MCDOWELL RD INTERSECTION**	**Function: Major Street, Bridge, Pedestrian and Bikeway Construction**				**District: 7**	
Construct intersection improvements.							
Construction		1,156,000	-	-	-	-	1,156,000
	Project Total	**$1,156,000**	-	-	-	-	**$1,156,000**
Federal Aid - Street Transportation		1,056,000	-	-	-	-	1,056,000
ARRA 2009 Streets Stimulus		100,000	-	-	-	-	100,000
	Funding Total	**$1,156,000**	-	-	-	-	**$1,156,000**

Street Transportation and Drainage

Project No.	*Project Title*	*2010-11*	*2011-12*	*2012-13*	*2013-14*	*2014-15*	*Total*
ST85100245	**32ND ST, SOUTHERN TO BROADWAY STREET CONSTRUCTION**		**Function: Major Street, Bridge, Pedestrian and Bikeway Construction**			**District: 8**	
Design, acquire right of way and construct one mile of major street.							
Land Acquisition		-	-	937,500	-	-	937,500
Design		550,000	-	-	-	-	550,000
Construction		-	-	-	-	3,960,000	3,960,000
	Project Total	**$550,000**	**-**	**$937,500**	**-**	**$3,960,000**	**$5,447,500**
Arizona Highway User Revenues		550,000	-	937,500	-	3,960,000	5,447,500
	Funding Total	**$550,000**	**-**	**$937,500**	**-**	**$3,960,000**	**$5,447,500**
ST85100246	**35TH AVE, BASELINE TO SOUTHERN STREET CONSTRUCTION**		**Function: Major Street, Bridge, Pedestrian and Bikeway Construction**			**District: 7**	
Acquire right of way and construct one mile of major street.							
Land Acquisition		1,250,000	-	-	-	-	1,250,000
Construction		-	6,340,000	440,000	-	-	6,780,000
	Project Total	**$1,250,000**	**$6,340,000**	**$440,000**	**-**	**-**	**$8,030,000**
Arizona Highway User Revenues		1,250,000	6,340,000	440,000	-	-	8,030,000
	Funding Total	**$1,250,000**	**$6,340,000**	**$440,000**	**-**	**-**	**$8,030,000**
ST85100247	**75TH AVE, LOWER BUCKEYE TO BUCKEYE STREET CONSTRUCTION**		**Function: Major Street, Bridge, Pedestrian and Bikeway Construction**			**District: 7**	
Design, acquire right-of-way, and construct one mile of major street.							
Land Acquisition		-	250,000	-	-	-	250,000
Design		285,000	-	-	-	-	285,000
Construction		-	-	3,410,000	310,000	-	3,720,000
	Project Total	**$285,000**	**$250,000**	**$3,410,000**	**$310,000**	**-**	**$4,255,000**
Arizona Highway User Revenues		285,000	250,000	3,410,000	310,000	-	4,255,000
	Funding Total	**$285,000**	**$250,000**	**$3,410,000**	**$310,000**	**-**	**$4,255,000**
ST85100248	**BUCKEYE RD, 67TH AVE TO 59TH AVE STREET CONSTRUCTION**		**Function: Major Street, Bridge, Pedestrian and Bikeway Construction**			**District: 7**	
Design, acquire right-of-way and construct one mile of major street.							
Land Acquisition		-	-	440,000	-	-	440,000
Design		-	470,000	-	-	-	470,000
Construction		-	-	-	-	8,500,000	8,500,000
	Project Total	**-**	**$470,000**	**$440,000**	**-**	**$8,500,000**	**$9,410,000**
Impact Fee - Estrella, North -Streets		-	169,270	-	-	-	169,270
Arizona Highway User Revenues		-	300,730	440,000	-	8,500,000	9,240,730
	Funding Total	**-**	**$470,000**	**$440,000**	**-**	**$8,500,000**	**$9,410,000**
ST85100249	**LOWER BUCKEYE RD, 51ST AVE TO 43RD AVE STREET CONSTRUCTION**		**Function: Major Street, Bridge, Pedestrian and Bikeway Construction**			**District: 7**	
Acquire right-of-way and construct one mile of major street.							
Land Acquisition		274,800	-	-	-	-	274,800
Construction		-	-	4,650,000	350,000	-	5,000,000
	Project Total	**$274,800**	**-**	**$4,650,000**	**$350,000**	**-**	**$5,274,800**
Arizona Highway User Revenues		274,800	-	4,650,000	350,000	-	5,274,800
	Funding Total	**$274,800**	**-**	**$4,650,000**	**$350,000**	**-**	**$5,274,800**

Street Transportation and Drainage

Project No.	*Project Title*	*2010-11*	*2011-12*	*2012-13*	*2013-14*	*2014-15*	*Total*
ST85100255	**64TH ST, MAYO BLVD TO PIMA FREEWAY LOOP 101 STREET CONSTRUCTION**	**Function: Major Street, Bridge, Pedestrian and Bikeway Construction**				**District: 2**	
Acquire right of way for one mile of major street.							
Land Acquisition		3,713,222	-	-	-	-	3,713,222
Project Total		**$3,713,222**	-	-	-	-	**$3,713,222**
Impact Fee - Desert View, N-Streets		3,713,222	-	-	-	-	3,713,222
Funding Total		**$3,713,222**	-	-	-	-	**$3,713,222**
ST85100257	**SCOTTSDALE RD, LOOP 101 TO BELL RD STREET CONSTRUCTION**	**Function: Major Street, Bridge, Pedestrian and Bikeway Construction**				**District: 2**	
Complete construction of one half of one mile of major street in partnership with the City of Scottsdale.							
Land Acquisition		25,000	-	-	-	-	25,000
Project Total		**$25,000**	-	-	-	-	**$25,000**
Arizona Highway User Revenues		25,000	-	-	-	-	25,000
Funding Total		**$25,000**	-	-	-	-	**$25,000**
ST85100259	**RIO SALADO PARKWAY PHASE 1**	**Function: Major Street, Bridge, Pedestrian and Bikeway Construction**				**District: 7**	
Acquire land and construct the Rio Salado Parkway Phase I.							
Land Acquisition		12,896,639	10,806,000	10,806,000	-	-	34,508,639
Design		4,294,361	-	-	-	-	4,294,361
Construction		250,000	-	7,515,000	15,030,000	7,515,000	30,310,000
Project Total		**$17,441,000**	**$10,806,000**	**$18,321,000**	**$15,030,000**	**$7,515,000**	**$69,113,000**
Federal Aid - Street Transportation		13,964,200	7,564,200	12,824,700	10,521,000	5,260,500	50,134,600
Arizona Highway User Revenues		235,000	-	-	2,255,000	2,254,500	4,744,500
AHUR Capital Reserve		3,241,800	3,241,800	5,496,300	2,254,000	-	14,233,900
Funding Total		**$17,441,000**	**$10,806,000**	**$18,321,000**	**$15,030,000**	**$7,515,000**	**$69,113,000**
ST85100260	**BLACK MOUNTAIN PARKWAY RAMPS TO SR51 FREEWAY**	**Function: Major Street, Bridge, Pedestrian and Bikeway Construction**				**District: 2**	
Design, acquire land and construct the Black Mountain Parkway Ramps to SR51 Freeway.							
Land Acquisition		-	3,448,000	-	-	-	3,448,000
Design		3,593,000	-	-	-	-	3,593,000
Construction		-	-	12,259,000	12,259,000	-	24,518,000
Project Total		**$3,593,000**	**$3,448,000**	**$12,259,000**	**$12,259,000**	-	**$31,559,000**
Federal Aid - Street Transportation		2,515,000	2,413,000	8,559,000	8,559,000	-	22,046,000
Arizona Highway User Revenues		-	-	-	3,700,000	-	3,700,000
AHUR Capital Reserve		1,078,000	1,035,000	3,700,000	-	-	5,813,000
Funding Total		**$3,593,000**	**$3,448,000**	**$12,259,000**	**$12,259,000**	-	**$31,559,000**
ST85100264	**75TH AVE, BROADWAY TO LOWER BUCKEYE STREET CONSTRUCTION**	**Function: Major Street, Bridge, Pedestrian and Bikeway Construction**				**District: 7**	
Design one mile of major street.							
Design		-	-	-	-	550,000	550,000
Project Total		-	-	-	-	**$550,000**	**$550,000**
Arizona Highway User Revenues		-	-	-	-	550,000	550,000
Funding Total		-	-	-	-	**$550,000**	**$550,000**

Street Transportation and Drainage

Project No.	*Project Title*	*2010-11*	*2011-12*	*2012-13*	*2013-14*	*2014-15*	*Total*
ST85100266	**83RD AVE, LOWER BUCKEYE TO BUCKEYE STREET CONSTRUCTION**	**Function: Major Street, Bridge, Pedestrian and Bikeway Construction**				**District: 7**	
Design one mile of major street.							
Design		-	-	-	-	550,000	550,000
	Project Total	-	-	-	-	**$550,000**	**$550,000**
Arizona Highway User Revenues		-	-	-	-	550,000	550,000
	Funding Total	-	-	-	-	**$550,000**	**$550,000**
ST85100267	**BASELINE RD, 59TH AVE TO 51ST AVE STREET CONSTRUCTION**	**Function: Major Street, Bridge, Pedestrian and Bikeway Construction**				**District: 7**	
Design, acquire land and construct one mile of major street.							
Land Acquisition		-	-	1,210,000	-	-	1,210,000
Design		-	566,000	-	-	-	566,000
Construction		-	-	-	-	3,400,000	3,400,000
	Project Total	-	**$566,000**	**$1,210,000**	-	**$3,400,000**	**$5,176,000**
Arizona Highway User Revenues		-	566,000	1,210,000	-	3,400,000	5,176,000
	Funding Total	-	**$566,000**	**$1,210,000**	-	**$3,400,000**	**$5,176,000**
ST85100270	**IMPACT FEE PROJECTS**	**Function: Major Street, Bridge, Pedestrian and Bikeway Construction**				**District: Citywide**	
Complete major street projects in impact fee areas as projects are identified.							
Design		12,111	-	-	-	-	12,111
Construction		5,258,433	-	-	-	-	5,258,433
	Project Total	**$5,270,544**	-	-	-	-	**$5,270,544**
Impact Fee-South-EstrLaveen-Roadways		308,203	-	-	-	-	308,203
Impact Fee-South-EstrLaveen-2%Roadways		10,667	-	-	-	-	10,667
Impact Fee-North-NGW & DV-Roadways		368,884	-	-	-	-	368,884
Impact Fee-North-NGW & DV-2%Roadways		8,419	-	-	-	-	8,419
Impact Fee-North-DVW & DV-Roadways		93,809	-	-	-	-	93,809
Impact Fee-North-DVW & DV-2%Roadways		1,942	-	-	-	-	1,942
Impact Fee - Southern, Streets		3,167	-	-	-	-	3,167
Impact Fee - North Gateway, West-Streets		4,297,885	-	-	-	-	4,297,885
Impact Fee - Estrella, North -Streets		14,806	-	-	-	-	14,806
Impact Fee - Desert View, N-Streets		162,762	-	-	-	-	162,762
	Funding Total	**$5,270,544**	-	-	-	-	**$5,270,544**
ST85100274	**PINNACLE PEAK ROAD AND TATUM INTERSECTION IMPROVEMENTS**	**Function: Major Street, Bridge, Pedestrian and Bikeway Construction**				**District: 2**	
Construct intersection improvements.							
Estimated full-year ongoing operating costs: $83,000							
Construction		2,976,820	-	3,000,000	-	-	5,976,820
	Project Total	**$2,976,820**	-	**$3,000,000**	-	-	**$5,976,820**
2006 Street Improvement and Storm Sewer Bonds		2,976,820	-	3,000,000	-	-	5,976,820
	Funding Total	**$2,976,820**	-	**$3,000,000**	-	-	**$5,976,820**

Street Transportation and Drainage

Project No.	*Project Title*	*2010-11*	*2011-12*	*2012-13*	*2013-14*	*2014-15*	*Total*
ST85100279	**32ND ST, WASHINGTON TO MCDOWELL STREET CONSTRUCTION**	**Function: Major Street, Bridge, Pedestrian and Bikeway Construction**				**District: 8**	
Design and construct one mile of street.							
Design		-	-	396,954	-	-	396,954
Construction		-	-	6,071,820	-	-	6,071,820
	Project Total	-	-	**$6,468,774**	-	-	**$6,468,774**
Federal Aid - Street Transportation		-	-	360,000	-	-	360,000
Arizona Highway User Revenues		-	-	36,954	-	-	36,954
2006 Street Improvement and Storm Sewer Bonds		-	-	6,071,820	-	-	6,071,820
	Funding Total	-	-	**$6,468,774**	-	-	**$6,468,774**
ST85100280	**CAMELBACK CORRIDOR UTILITY RD IMPROVE**	**Function: Major Street, Bridge, Pedestrian and Bikeway Construction**				**District: 6**	
Provide streetscape improvements.							
Land Acquisition		-	-	506,916	-	-	506,916
Construction		-	-	3,857,040	-	-	3,857,040
	Project Total	-	-	**$4,363,956**	-	-	**$4,363,956**
2006 Street Improvement and Storm Sewer Bonds		-	-	4,363,956	-	-	4,363,956
	Funding Total	-	-	**$4,363,956**	-	-	**$4,363,956**
ST85100302	**35TH AVE: OLNEY DRIVE TO DOBBINS RD**	**Function: Major Street, Bridge, Pedestrian and Bikeway Construction**				**District: 7**	
Design one mile of major street.							
Design		-	-	38,500	-	-	38,500
	Project Total	-	-	**$38,500**	-	-	**$38,500**
Arizona Highway User Revenues		-	-	38,500	-	-	38,500
	Funding Total	-	-	**$38,500**	-	-	**$38,500**
ST85100306	**BASELINE ROAD: 49TH AVENUE TO 47TH AVENUE**	**Function: Major Street, Bridge, Pedestrian and Bikeway Construction**				**District: 7**	
Widen a quarter mile of roadway.							
Construction		715,000	65,000	-	-	-	780,000
	Project Total	**$715,000**	**$65,000**	-	-	-	**$780,000**
Arizona Highway User Revenues		715,000	65,000	-	-	-	780,000
	Funding Total	**$715,000**	**$65,000**	-	-	-	**$780,000**
ST85100307	**56TH ST: DEER VALLEY TO PINNACLE PEAK**	**Function: Major Street, Bridge, Pedestrian and Bikeway Construction**				**District: 2**	
Design, acquire right of way and construct one mile of major street.							
Land Acquisition		-	-	-	500,000	-	500,000
Design		-	-	500,000	-	-	500,000
Construction		-	-	-	-	6,000,000	6,000,000
	Project Total	-	-	**$500,000**	**$500,000**	**$6,000,000**	**$7,000,000**
Impact Fee - Desert View, N-Streets		-	-	500,000	500,000	-	1,000,000
Arizona Highway User Revenues		-	-	-	-	6,000,000	6,000,000
	Funding Total	-	-	**$500,000**	**$500,000**	**$6,000,000**	**$7,000,000**

Street Transportation and Drainage

Project No.	*Project Title*	*2010-11*	*2011-12*	*2012-13*	*2013-14*	*2014-15*	*Total*
ST85100309	**35TH AVE: DOBBINS TO BASELINE RD**	**Function: Major Street, Bridge, Pedestrian and Bikeway Construction**				**District: 7**	
Design one mile of major street.							
Design		-	-	-	-	660,000	660,000
	Project Total	-	-	-	-	**$660,000**	**$660,000**
Arizona Highway User Revenues		-	-	-	-	660,000	660,000
	Funding Total	-	-	-	-	**$660,000**	**$660,000**
ST85100314	**64TH ST:UTOPIA-LOOP 101**	**Function: Major Street, Bridge, Pedestrian and Bikeway Construction**				**District: 2**	
Design and acquire right of way for one mile of major street.							
Land Acquisition		-	-	-	-	1,000,000	1,000,000
Design		-	-	-	700,000	-	700,000
	Project Total	-	-	-	**$700,000**	**$1,000,000**	**$1,700,000**
Impact Fee - Desert View, N-Streets		-	-	-	700,000	-	700,000
Arizona Highway User Revenues		-	-	-	-	1,000,000	1,000,000
	Funding Total	-	-	-	**$700,000**	**$1,000,000**	**$1,700,000**
ST85100315	**7TH STREET & CENTRAL ARIZONA PROJECT DRIVEWAY**	**Function: Major Street, Bridge, Pedestrian and Bikeway Construction**				**District: 1**	
Construct a driveway at 7th Street and the Central Arizona Project canal.							
Construction		180,000	-	-	-	-	180,000
	Project Total	**$180,000**	-	-	-	-	**$180,000**
State, County and Other Aid - Street Transportation		180,000	-	-	-	-	180,000
	Funding Total	**$180,000**	-	-	-	-	**$180,000**
ST85100320	**32ND ST, SOUTH OF I-10 FREEWAY**	**Function: Major Street, Bridge, Pedestrian and Bikeway Construction**				**District: 8**	
Acquire right of way and design interchange improvements on 32nd Street south of I-10.							
Land Acquisition		-	-	140,000	-	-	140,000
Design		-	-	189,273	-	-	189,273
	Project Total	-	-	**$329,273**	-	-	**$329,273**
2001 Street Improvements Bonds		-	-	329,273	-	-	329,273
	Funding Total	-	-	**$329,273**	-	-	**$329,273**
ST85100321	**THOMAS & I-17 INTERCHANGE UPGRADE**	**Function: Major Street, Bridge, Pedestrian and Bikeway Construction**				**District: 4 & 8**	
Construct improvements for the Thomas Road & I-17 interchange.							
Construction		-	-	114,000	-	-	114,000
	Project Total	-	-	**$114,000**	-	-	**$114,000**
1988 Freeway Mitigation Bonds		-	-	114,000	-	-	114,000
	Funding Total	-	-	**$114,000**	-	-	**$114,000**

Street Transportation and Drainage

Project No.	*Project Title*	*2010-11*	*2011-12*	*2012-13*	*2013-14*	*2014-15*	*Total*
ST85100322	**INDIAN SCHOOL & I-17 INTERCHANGE UPGRADE**	**Function: Major Street, Bridge, Pedestrian and Bikeway Construction**				**District: 4**	
Design and construct improvements for the Indian School Road & I-17 interchange.							
Design		-	-	100,000	-	-	100,000
Construction		-	-	270,000	-	-	270,000
	Project Total	-	-	**$370,000**	-	-	**$370,000**
1988 Freeway Mitigation Bonds		-	-	370,000	-	-	370,000
	Funding Total	-	-	**$370,000**	-	-	**$370,000**
ST85100323	**NORTHERN & I-17 INTERCHANGE UPGRADE**	**Function: Major Street, Bridge, Pedestrian and Bikeway Construction**				**District: 5**	
Construct improvements for the Northern Avenue & I-17 interchange.							
Construction		-	-	115,000	-	-	115,000
	Project Total	-	-	**$115,000**	-	-	**$115,000**
1988 Freeway Mitigation Bonds		-	-	115,000	-	-	115,000
	Funding Total	-	-	**$115,000**	-	-	**$115,000**
ST85100324	**CAMELBACK & I-17 INTERCHANGE UPGRADE**	**Function: Major Street, Bridge, Pedestrian and Bikeway Construction**				**District: 6**	
Construct improvements for the Camelback Road & I-17 interchange.							
Construction		-	-	107,000	-	-	107,000
	Project Total	-	-	**$107,000**	-	-	**$107,000**
1988 Freeway Mitigation Bonds		-	-	107,000	-	-	107,000
	Funding Total	-	-	**$107,000**	-	-	**$107,000**
ST85100325	**NORTHWEST CORNER OF 7TH AVENUE & MONTECITO AVENUE**	**Function: Major Street, Bridge, Pedestrian and Bikeway Construction**				**District: 4**	
Construct improvements on the northwest corner of 7th Avenue & Montecito Avenue.							
Construction		24,786	-	-	-	-	24,786
	Project Total	**$24,786**	-	-	-	-	**$24,786**
2001 Street Improvements Bonds		24,786	-	-	-	-	24,786
	Funding Total	**$24,786**	-	-	-	-	**$24,786**
ST85100326	**I-17 FREEWAY CORRIDOR PLAN**	**Function: Major Street, Bridge, Pedestrian and Bikeway Construction**				**District: 1, 2, 3, 4, 5**	
Update the I-17 Freeway Corridor Plan.							
Design		-	-	600,000	-	-	600,000
	Project Total	-	-	**$600,000**	-	-	**$600,000**
1988 Freeway Mitigation Bonds		-	-	600,000	-	-	600,000
	Funding Total	-	-	**$600,000**	-	-	**$600,000**
ST85100329	**SONORAN DESERT DRIVE**	**Function: Major Street, Bridge, Pedestrian and Bikeway Construction**				**District: 2**	
Design and construct one quarter mile of major street.							
Design		100,000	-	-	-	-	100,000
Construction		-	900,000	-	-	-	900,000
	Project Total	**$100,000**	**$900,000**	-	-	-	**$1,000,000**
Arizona Highway User Revenues		100,000	900,000	-	-	-	1,000,000
	Funding Total	**$100,000**	**$900,000**	-	-	-	**$1,000,000**

Project No.	*Project Title*	*2010-11*	*2011-12*	*2012-13*	*2013-14*	*2014-15*	*Total*
ST85100335	**SONORAN BLVD: 23RD AVE TO CAVE CREEK RD**	**Function: Major Street, Bridge, Pedestrian and Bikeway Construction**				**District: 2**	
Construct seven and a half miles of major street.							
Construction		21,277,100	9,617,100	10,441,850	660,000	-	41,996,050
Project Total		**$21,277,100**	**$9,617,100**	**$10,441,850**	**$660,000**	-	**$41,996,050**
State, County and Other Aid - Street Transportation		16,854,000	7,642,000	7,441,850	-	-	31,937,850
Impact Fee - Desert View, N-Streets		-	-	3,000,000	-	-	3,000,000
Arizona Highway User Revenues		-	-	-	660,000	-	660,000
AHUR Capital Reserve		4,423,100	1,975,100	-	-	-	6,398,200
Funding Total		**$21,277,100**	**$9,617,100**	**$10,441,850**	**$660,000**	-	**$41,996,050**
ST85100338	**29TH AVE, SOUTH OF THOMAS BNSF RAILROAD CROSSING**	**Function: Major Street, Bridge, Pedestrian and Bikeway Construction**				**District: 4 & 7**	
Install improvements to the BNSF Railroad crossing on 29th Avenue, south of Thomas Road.							
Construction		180,000	-	-	-	-	180,000
Project Total		**$180,000**	-	-	-	-	**$180,000**
Federal Aid - Street Transportation		180,000	-	-	-	-	180,000
Funding Total		**$180,000**	-	-	-	-	**$180,000**
ST85110009	**BRIDGE INSPECTION PROGRAM**	**Function: Major Street, Bridge, Pedestrian and Bikeway Construction**				**District: Citywide**	
Annual bridge inspections.							
Construction		250,000	250,000	250,000	250,000	250,000	1,250,000
Project Total		**$250,000**	**$250,000**	**$250,000**	**$250,000**	**$250,000**	**$1,250,000**
Arizona Highway User Revenues		250,000	250,000	250,000	250,000	250,000	1,250,000
Funding Total		**$250,000**	**$250,000**	**$250,000**	**$250,000**	**$250,000**	**$1,250,000**
ST85110011	**BRIDGE REHABILITATION**	**Function: Major Street, Bridge, Pedestrian and Bikeway Construction**				**District: Citywide**	
Construct projects required by the Bridge Rehabilitation Program.							
Construction		408,000	408,000	408,000	408,000	408,000	2,040,000
Project Total		**$408,000**	**$408,000**	**$408,000**	**$408,000**	**$408,000**	**$2,040,000**
Federal Aid - Street Transportation		50,000	50,000	50,000	50,000	50,000	250,000
Arizona Highway User Revenues		358,000	358,000	358,000	358,000	358,000	1,790,000
Funding Total		**$408,000**	**$408,000**	**$408,000**	**$408,000**	**$408,000**	**$2,040,000**
ST85110015	**BRIDGE SYSTEMS MAINTENANCE**	**Function: Major Street, Bridge, Pedestrian and Bikeway Construction**				**District: Citywide**	
Contract for bridge system maintenance and upgrade management system software.							
Design		103,900	69,000	69,000	69,000	69,000	379,900
Project Total		**$103,900**	**$69,000**	**$69,000**	**$69,000**	**$69,000**	**$379,900**
Federal Aid - Street Transportation		86,900	52,000	52,000	52,000	52,000	294,900
Arizona Highway User Revenues		17,000	17,000	17,000	17,000	17,000	85,000
Funding Total		**$103,900**	**$69,000**	**$69,000**	**$69,000**	**$69,000**	**$379,900**

Street Transportation and Drainage

Project No.	*Project Title*	*2010-11*	*2011-12*	*2012-13*	*2013-14*	*2014-15*	*Total*
ST85110038	**19TH AVENUE BRIDGE AT CAP**	**Function: Major Street, Bridge, Pedestrian and Bikeway Construction**				**District: 2**	

Construct the 19th Avenue Bridge at the Central Arizona Project Canal.

Construction	15,462,443	600,000	-	-	-	16,062,443
Project Total	**$15,462,443**	**$600,000**	-	-	-	**$16,062,443**
Impact Fee - North Gateway, BCC-Streets	2,920,000	-	-	-	-	2,920,000
Arizona Highway User Revenues	9,447,137	600,000	-	-	-	10,047,137
2006 Street Improvement and Storm Sewer Bonds	2,695,306	-	-	-	-	2,695,306
2001 Street Improvements Bonds	400,000	-	-	-	-	400,000
Funding Total	**$15,462,443**	**$600,000**	-	-	-	**$16,062,443**

ST85110059	**NORTH VALLEY PARKWAY BRIDGE AT SONORAN WASH**	**Function: Major Street, Bridge, Pedestrian and Bikeway Construction**				**District: 2**

Design and acquire land for a bridge at North Valley Parkway and Sonoran Wash.

Land Acquisition	-	-	-	808,500	-	808,500
Design	-	-	675,000	-	-	675,000
Project Total	-	-	**$675,000**	**$808,500**	-	**$1,483,500**
Arizona Highway User Revenues	-	-	675,000	808,500	-	1,483,500
Funding Total	-	-	**$675,000**	**$808,500**	-	**$1,483,500**

ST85110069	**GREENWAY PKWY @ CAVE CREEK WASH BRIDGE**	**Function: Major Street, Bridge, Pedestrian and Bikeway Construction**				**District: 3**

Complete design and construction of Greenway Parkway over the Cave Creek Wash.

Design	30,000	-	-	-	-	30,000
Construction	-	-	-	5,450,000	450,000	5,900,000
Project Total	**$30,000**	-	-	**$5,450,000**	**$450,000**	**$5,930,000**
Arizona Highway User Revenues	30,000	-	-	5,450,000	450,000	5,930,000
Funding Total	**$30,000**	-	-	**$5,450,000**	**$450,000**	**$5,930,000**

ST85110072	**RIVERVIEW DR: 18TH STREET - 22ND STREET BRIDGE**	**Function: Major Street, Bridge, Pedestrian and Bikeway Construction**				**District: 8**

Acquire land and construct a bridge on Riverview Drive between 18th St and 22nd St.

Land Acquisition	-	-	517,684	-	-	517,684
Construction	-	-	2,823,480	-	-	2,823,480
Project Total	-	-	**$3,341,164**	-	-	**$3,341,164**
2006 Street Improvement and Storm Sewer Bonds	-	-	3,341,164	-	-	3,341,164
Funding Total	-	-	**$3,341,164**	-	-	**$3,341,164**

ST85110078	**BRIDGE JOINT REHABS**	**Function: Major Street, Bridge, Pedestrian and Bikeway Construction**				**District: Citywide**

Reconstruct bridge joints on various bridges in Phoenix.

Construction	572,700	-	-	-	-	572,700
Project Total	**$572,700**	-	-	-	-	**$572,700**
ARRA 2009 Streets Stimulus	572,700	-	-	-	-	572,700
Funding Total	**$572,700**	-	-	-	-	**$572,700**

Street Transportation and Drainage

Project No. / Project Title	2010-11	2011-12	2012-13	2013-14	2014-15	Total
ST85110079 BRIDGE DECK REHABS I		**Function: Major Street, Bridge, Pedestrian and Bikeway Construction**				**District: Citywide**
Reconstruct bridge decks on various bridges in Phoenix.						
Construction	710,600	-	-	-	-	710,600
Project Total	**$710,600**	-	-	-	-	**$710,600**
ARRA 2009 Streets Stimulus	710,600	-	-	-	-	710,600
Funding Total	**$710,600**	-	-	-	-	**$710,600**
ST85140003 RIGHT OF WAY ACQUISITION AND PREDESIGN		**Function: Major Street, Bridge, Pedestrian and Bikeway Construction**				**District: Citywide**
Pre-design for future projects.						
Design	150,000	150,000	150,000	150,000	150,000	750,000
Project Total	**$150,000**	**$150,000**	**$150,000**	**$150,000**	**$150,000**	**$750,000**
Arizona Highway User Revenues	150,000	150,000	150,000	150,000	150,000	750,000
Funding Total	**$150,000**	**$150,000**	**$150,000**	**$150,000**	**$150,000**	**$750,000**
ST85140010 STREETS ENTERPRISE GIS PROJECT		**Function: Major Street, Bridge, Pedestrian and Bikeway Construction**				**District: Citywide**
Enhance the Geographic Information System.						
Design	291,000	100,000	100,000	100,000	100,000	691,000
Project Total	**$291,000**	**$100,000**	**$100,000**	**$100,000**	**$100,000**	**$691,000**
Arizona Highway User Revenues	291,000	100,000	100,000	100,000	100,000	691,000
Funding Total	**$291,000**	**$100,000**	**$100,000**	**$100,000**	**$100,000**	**$691,000**
ST85140012 ANNUAL SERVICES ENGINEERING AND ARCHITECTURAL SERVICES		**Function: Major Street, Bridge, Pedestrian and Bikeway Construction**				**District: Citywide**
Cost of annual services of Publci Works - Engineering and Architectural Services (EAS).						
Design	65,500	65,500	65,500	65,500	65,500	327,500
Project Total	**$65,500**	**$65,500**	**$65,500**	**$65,500**	**$65,500**	**$327,500**
Arizona Highway User Revenues	65,500	65,500	65,500	65,500	65,500	327,500
Funding Total	**$65,500**	**$65,500**	**$65,500**	**$65,500**	**$65,500**	**$327,500**
ST85140023 PURCHASE COUNT, METER AND ROW BLDG		**Function: Major Street, Bridge, Pedestrian and Bikeway Construction**				**District: Citywide**
Rehabilitate building for traffic counting, parking meter and right-of-way management offices. Estimated full-year ongoing operating costs: ($42,000)						
Construction	70,000	-	-	-	-	70,000
Project Total	**$70,000**	-	-	-	-	**$70,000**
2006 Libraries, Youth, Senior & Cultural Facilities Bonds	70,000	-	-	-	-	70,000
Funding Total	**$70,000**	-	-	-	-	**$70,000**
ST85140031 SIGNAGE STIMULUS 2009		**Function: Major Street, Bridge, Pedestrian and Bikeway Construction**				**District: Citywide**
Install traffic control signage.						
Construction	1,178,680	-	-	-	-	1,178,680
Project Total	**$1,178,680**	-	-	-	-	**$1,178,680**
ARRA 2009 Streets Stimulus	1,178,680	-	-	-	-	1,178,680
Funding Total	**$1,178,680**	-	-	-	-	**$1,178,680**

Project No.	*Project Title*	*2010-11*	*2011-12*	*2012-13*	*2013-14*	*2014-15*	*Total*
ST85140033	**NEW RIVER ROAD FENCING**	**Function: Major Street, Bridge, Pedestrian and Bikeway Construction**				**District: 2**	
Install fencing, gates and cattle crossings on New River Road to enhance safety.							
Construction		974,107	-	-	-	-	974,107
Project Total		**$974,107**	-	-	-	-	**$974,107**
2001 Street Improvements Bonds		974,107	-	-	-	-	974,107
Funding Total		**$974,107**	-	-	-	-	**$974,107**
ST85140036	**ABANDONED SUBDIVISION REHABS**	**Function: Major Street, Bridge, Pedestrian and Bikeway Construction**				**District: Citywide**	
Remove hazards in the public right of way in abandoned subdivisions.							
Construction		-	-	273,396	-	-	273,396
Project Total		-	-	**$273,396**	-	-	**$273,396**
2001 Street Improvements Bonds		-	-	273,396	-	-	273,396
Funding Total		-	-	**$273,396**	-	-	**$273,396**
ST85140037	**STREET TRANSPORTATION VEHICLES**	**Function: Major Street, Bridge, Pedestrian and Bikeway Construction**				**District: Citywide**	
Purchase Street Transportation Replacement Vehicles.							
Equipment		1,756,000	-	-	-	-	1,756,000
Project Total		**$1,756,000**	-	-	-	-	**$1,756,000**
2010 Streets Lease Purchase		1,756,000	-	-	-	-	1,756,000
Funding Total		**$1,756,000**	-	-	-	-	**$1,756,000**
ST85140038	**CENTENNIAL WAY: CENTRAL TO 19TH AVENUE**	**Function: Major Street, Bridge, Pedestrian and Bikeway Construction**				**District: 8**	
Design and construct street and streetscape improvements on Washington Street, from Central to 19th Avenue.							
Construction		6,000,000	-	-	-	-	6,000,000
Project Total		**$6,000,000**	-	-	-	-	**$6,000,000**
Federal Aid - Street Transportation		6,000,000	-	-	-	-	6,000,000
Funding Total		**$6,000,000**	-	-	-	-	**$6,000,000**
ST87350012	**PROGRAM/PROJECT MANAGEMENT**	**Function: Major Street, Bridge, Pedestrian and Bikeway Construction**				**District: Citywide**	
Environmental related support services for Program Management.							
Construction		100,000	100,000	100,000	100,000	100,000	500,000
Project Total		**$100,000**	**$100,000**	**$100,000**	**$100,000**	**$100,000**	**$500,000**
Arizona Highway User Revenues		100,000	100,000	100,000	100,000	100,000	500,000
Funding Total		**$100,000**	**$100,000**	**$100,000**	**$100,000**	**$100,000**	**$500,000**
ST87600037	**7TH AVE & ARIZONA CANAL TUNNEL**	**Function: Major Street, Bridge, Pedestrian and Bikeway Construction**				**District: 4**	
Construct a bike underpass at 7th Ave and the Arizona Canal.							
Construction		3,058,300	-	-	-	-	3,058,300
Project Total		**$3,058,300**	-	-	-	-	**$3,058,300**
Federal Aid - Street Transportation		1,750,000	-	-	-	-	1,750,000
Arizona Highway User Revenues		1,308,300	-	-	-	-	1,308,300
Funding Total		**$3,058,300**	-	-	-	-	**$3,058,300**

Project No.	*Project Title*	*2010-11*	*2011-12*	*2012-13*	*2013-14*	*2014-15*	*Total*
ST87600045	**ARCADIA PORTAL MULTIUSE TRAIL**	**Function: Major Street, Bridge, Pedestrian and Bikeway Construction**				**District: 6**	
Construct a multi-use trail at the Arcadia Portal.							
Construction		750,000	-	-	-	-	750,000
Project Total		**$750,000**	-	-	-	-	**$750,000**
Federal Aid - Street Transportation		750,000	-	-	-	-	750,000
Funding Total		**$750,000**	-	-	-	-	**$750,000**
ST87600050	**19TH AVE AND GREENWAY PATH / PEDESTRIAN BRIDGE**	**Function: Major Street, Bridge, Pedestrian and Bikeway Construction**				**District: 3**	
Construct a pedestrian bridge and pathway at 19th Ave and Greenway Road.							
Construction		3,184,100	-	-	-	-	3,184,100
Project Total		**$3,184,100**	-	-	-	-	**$3,184,100**
Federal Aid - Street Transportation		1,010,000	-	-	-	-	1,010,000
Arizona Highway User Revenues		2,174,100	-	-	-	-	2,174,100
Funding Total		**$3,184,100**	-	-	-	-	**$3,184,100**
ST87600055	**SOUTH MOUNTAIN COMMUNITY COLLEGE PEDESTRIAN CROSSING**	**Function: Major Street, Bridge, Pedestrian and Bikeway Construction**				**District: 8**	
Design and construct a pedestrian bridge at South Mountain Community College over the Western Canal to connect an existing multi-use path.							
Design		20,000	-	-	-	-	20,000
Construction		-	545,000	-	-	-	545,000
Project Total		**$20,000**	**$545,000**	-	-	-	**$565,000**
Federal Aid - Street Transportation		-	396,851	-	-	-	396,851
Arizona Highway User Revenues		20,000	148,149	-	-	-	168,149
Funding Total		**$20,000**	**$545,000**	-	-	-	**$565,000**
ST87600059	**SALT RIVER: 24TH STREET TO I-10/TEMPE STORM DRAIN**	**Function: Major Street, Bridge, Pedestrian and Bikeway Construction**				**District: 8**	
Construct Rio Salado Pathway.							
Construction		1,451,706	-	-	-	-	1,451,706
Project Total		**$1,451,706**	-	-	-	-	**$1,451,706**
Federal Aid - Street Transportation		801,706	-	-	-	-	801,706
Arizona Highway User Revenues		650,000	-	-	-	-	650,000
Funding Total		**$1,451,706**	-	-	-	-	**$1,451,706**
ST87600061	**ROYAL PALM BICYCLE & PEDESTRIAN BRIDGE**	**Function: Major Street, Bridge, Pedestrian and Bikeway Construction**				**District: 5**	
Construct a bicycle/pedestrian bridge at Royal Palm.							
Design		100,000	-	-	-	-	100,000
Construction		594,406	-	-	-	-	594,406
Project Total		**$694,406**	-	-	-	-	**$694,406**
Federal Aid - Street Transportation		500,000	-	-	-	-	500,000
Arizona Highway User Revenues		194,406	-	-	-	-	194,406
Funding Total		**$694,406**	-	-	-	-	**$694,406**

Street Transportation and Drainage

Project No.	*Project Title*	*2010-11*	*2011-12*	*2012-13*	*2013-14*	*2014-15*	*Total*
ST87600062	**NEVITT PARK BICYCLE & PEDESTRIAN BRIDGE**	**Function: Major Street, Bridge, Pedestrian and Bikeway Construction**				**District: 8**	
Acquire right of way and design a bicycle/pedestrian bridge at Nevitt Park.							
Land Acquisition		-	-	-	-	500,000	500,000
Design		-	-	-	370,000	-	370,000
Project Total		-	-	-	**$370,000**	**$500,000**	**$870,000**
Federal Aid - Street Transportation		-	-	-	146,000	-	146,000
Arizona Highway User Revenues		-	-	-	224,000	500,000	724,000
Funding Total		-	-	-	**$370,000**	**$500,000**	**$870,000**
ST87600063	**TRAIL CONNECTIONS @ DUNLAP & 19TH AVENUE**	**Function: Major Street, Bridge, Pedestrian and Bikeway Construction**				**District: 3**	
Complete construction of the trail connections at Dunlap and 19th Avenue.							
Construction		5,000	-	-	-	-	5,000
Project Total		**$5,000**	-	-	-	-	**$5,000**
Arizona Highway User Revenues		5,000	-	-	-	-	5,000
Funding Total		**$5,000**	-	-	-	-	**$5,000**
ST83110051	**75TH AVE, SALT RIVER TO PAPAGO FREEWAY STORM SEWER**	**Function: Major Trunk Storm Sewers**				**District: 7**	
Final costs to complete a major trunk storm sewer.							
Land Acquisition		920,000	-	-	-	-	920,000
Project Total		**$920,000**	-	-	-	-	**$920,000**
Impact Fee - Estrella, Storm Drainage		920,000	-	-	-	-	920,000
Funding Total		**$920,000**	-	-	-	-	**$920,000**
ST83110055	**51ST AVE STORM SEWER, DOBBINS TO LAVEEN CONVEYANCE CHANNEL**	**Function: Major Trunk Storm Sewers**				**District: 7**	
Construct a major trunk storm sewer on 51st Avenue from Dobbins to the Laveen conveyance channel.							
Construction		247,878	-	-	-	-	247,878
Project Total		**$247,878**	-	-	-	-	**$247,878**
2006 Street Improvement and Storm Sewer Bonds		247,878	-	-	-	-	247,878
Funding Total		**$247,878**	-	-	-	-	**$247,878**
ST83110062	**75TH AVE STORM DRAIN, BUCKEYE RD TO VAN BUREN ST**	**Function: Major Trunk Storm Sewers**				**District: 7**	
Construct a major trunk storm sewer in the area of 75th Ave, Buckeye Rd to Van Buren. Estimated full-year ongoing operating costs: $135,000							
Construction		210,000	-	-	-	-	210,000
Project Total		**$210,000**	-	-	-	-	**$210,000**
State, County and Other Aid - Street Transportation		105,000	-	-	-	-	105,000
Impact Fee - Estrella, Storm Drainage		105,000	-	-	-	-	105,000
Funding Total		**$210,000**	-	-	-	-	**$210,000**

Street Transportation and Drainage

Project No.	Project Title	2010-11	2011-12	2012-13	2013-14	2014-15	Total
ST83110063	**FILLMORE ST STORM DRAIN, 9TH AVE TO 3RD AVE TO ROOSEVELT ST**	**Function: Major Trunk Storm Sewers**				**District: 7**	
Construct a major trunk storm sewer on Fillmore Street and Roosevelt Street, from 9th Avenue to 3rd Avenue.							
Estimated full-year ongoing operating costs: $2,000							
Construction		5,102,993	-	-	-	-	5,102,993
Project Total		**$5,102,993**	-	-	-	-	**$5,102,993**
State, County and Other Aid - Street Transportation		2,450,000	-	-	-	-	2,450,000
2006 Street Improvement and Storm Sewer Bonds		2,652,993	-	-	-	-	2,652,993
Funding Total		**$5,102,993**	-	-	-	-	**$5,102,993**
ST83110066	**ARCADIA AREA DRAINAGE**	**Function: Major Trunk Storm Sewers**				**District: 6**	
Construct a drainage system along Arcadia Drive between Indian School Road and Cross-cut Canal.							
Design		62,869	-	-	-	-	62,869
Construction		3,362,131	-	-	-	-	3,362,131
Project Total		**$3,425,000**	-	-	-	-	**$3,425,000**
State, County and Other Aid - Street Transportation		1,620,000	-	-	-	-	1,620,000
2006 Street Improvement and Storm Sewer Bonds		1,805,000	-	-	-	-	1,805,000
Funding Total		**$3,425,000**	-	-	-	-	**$3,425,000**
ST83110068	**ARCADIA AREA DRAINAGE PROJECT PHASE 2**	**Function: Major Trunk Storm Sewers**				**District: 6**	
Phase II construction of a drainage system along Arcadia Drive between Indian School Road and Camelback Road, and along Lafayette Boulevard from Arcadia Drive to 44th Street.							
Construction		-	2,137,500	-	-	-	2,137,500
Project Total		-	**$2,137,500**	-	-	-	**$2,137,500**
State, County and Other Aid - Street Transportation		-	1,026,000	-	-	-	1,026,000
2006 Street Improvement and Storm Sewer Bonds		-	1,111,500	-	-	-	1,111,500
Funding Total		-	**$2,137,500**	-	-	-	**$2,137,500**
ST83160002	**IMPACT FEES - STORM SEWERS**	**Function: Major Trunk Storm Sewers**				**District: Citywide**	
Construct storm sewers in the Estrella impact fee area as projects are identified.							
Construction		2,483,173	-	-	-	-	2,483,173
Project Total		**$2,483,173**	-	-	-	-	**$2,483,173**
Impact Fee - Laveen, Storm Drainage		2,483,173	-	-	-	-	2,483,173
Funding Total		**$2,483,173**	-	-	-	-	**$2,483,173**
ST85170001	**LANDSCAPE RETROFIT PROGRAM**	**Function: Retrofit**				**District: Citywide**	
Retrofit landscaping on existing major streets.							
Construction		-	500,000	500,000	500,000	500,000	2,000,000
Project Total		-	**$500,000**	**$500,000**	**$500,000**	**$500,000**	**$2,000,000**
Arizona Highway User Revenues		-	500,000	500,000	500,000	500,000	2,000,000
Funding Total		-	**$500,000**	**$500,000**	**$500,000**	**$500,000**	**$2,000,000**

Street Transportation and Drainage

Project No.	*Project Title*	*2010-11*	*2011-12*	*2012-13*	*2013-14*	*2014-15*	*Total*
ST85170058	**HISTORIC DISTRICTS STREETSCAPE IMPROVEMENTS**		**Function: Retrofit**			**District: Citywide**	
Provide streetscape improvements.							
Construction		1,530,604	-	-	-	-	1,530,604
Project Total		**$1,530,604**	-	-	-	-	**$1,530,604**
2006 Street Improvement and Storm Sewer Bonds		1,530,604	-	-	-	-	1,530,604
Funding Total		**$1,530,604**	-	-	-	-	**$1,530,604**
ST85170059	**WEST PHOENIX STREETSCAPE / RETROFIT PROGRAM**		**Function: Retrofit**			**District: 1, 4, 5 & 7**	
Provide streetscape improvements.							
Estimated full-year ongoing operating costs: $32,000							
Construction		-	-	1,356,377	-	-	1,356,377
Project Total		-	-	**$1,356,377**	-	-	**$1,356,377**
2006 Street Improvement and Storm Sewer Bonds		-	-	1,356,377	-	-	1,356,377
Funding Total		-	-	**$1,356,377**	-	-	**$1,356,377**
ST85170068	**24TH ST, RR TRACK TO I-10**		**Function: Retrofit**			**District: 8**	
Construct medians and landscape on 24th St from railroad tracks to I-10.							
Construction		100,000	-	-	-	-	100,000
Project Total		**$100,000**	-	-	-	-	**$100,000**
Arizona Highway User Revenues		100,000	-	-	-	-	100,000
Funding Total		**$100,000**	-	-	-	-	**$100,000**
ST85170072	**INDIAN SCHOOL RD: 27TH AVE TO 43RD AVE**		**Function: Retrofit**			**District: 4 & 5**	
Retrofit landscaping.							
Construction		-	-	750,000	-	-	750,000
Project Total		-	-	**$750,000**	-	-	**$750,000**
2006 Street Improvement and Storm Sewer Bonds		-	-	750,000	-	-	750,000
Funding Total		-	-	**$750,000**	-	-	**$750,000**
ST85170078	**48TH ST: MINERAL RD TO PIEDMONT ROAD**		**Function: Retrofit**			**District: 6**	
Retrofit landscaping.							
Construction		300,000	-	-	-	-	300,000
Project Total		**$300,000**	-	-	-	-	**$300,000**
Arizona Highway User Revenues		300,000	-	-	-	-	300,000
Funding Total		**$300,000**	-	-	-	-	**$300,000**
ST85170088	**16TH STREET @ I-17 MEDIAN**		**Function: Retrofit**			**District: 8**	
Retrofit landscaping in the median at 16th Street and I-17.							
Construction		100,000	-	-	-	-	100,000
Project Total		**$100,000**	-	-	-	-	**$100,000**
Arizona Highway User Revenues		100,000	-	-	-	-	100,000
Funding Total		**$100,000**	-	-	-	-	**$100,000**

Street Transportation and Drainage

Project No.	Project Title	2010-11	2011-12	2012-13	2013-14	2014-15	Total
ST87100101	**MAG SPECIFICATIONS PROJECTS**	**Function: Street Modernization**				**District: Citywide**	
Construct projects to comply with Maricopa Association of Governments standard specifications.							
Construction		50,000	50,000	50,000	50,000	50,000	250,000
Project Total		**$50,000**	**$50,000**	**$50,000**	**$50,000**	**$50,000**	**$250,000**
Capital Construction		50,000	50,000	50,000	50,000	50,000	250,000
Funding Total		**$50,000**	**$50,000**	**$50,000**	**$50,000**	**$50,000**	**$250,000**
ST87100155	**WEST PHOENIX REVITALIZATION PROGRAM**	**Function: Street Modernization**				**District: 1, 4, 5 & 7**	
Construct modernization projects to include curbs, gutters and sidewalks.							
Estimated full-year ongoing operating costs: $32,000							
Construction		-	-	813,510	-	-	813,510
Project Total		-	-	**$813,510**	-	-	**$813,510**
2006 Street Improvement and Storm Sewer Bonds		-	-	813,510	-	-	813,510
Funding Total		-	-	**$813,510**	-	-	**$813,510**
ST87110000	**STREET MODERNIZATION**	**Function: Street Modernization**				**District: Citywide**	
Construct local and collector streets to modern standards with curb, gutter, sidewalks and street lighting.							
Construction		360,000	452,961	75,000	100,000	178,358	1,166,319
Project Total		**$360,000**	**$452,961**	**$75,000**	**$100,000**	**$178,358**	**$1,166,319**
Capital Construction		360,000	452,961	75,000	100,000	178,358	1,166,319
Funding Total		**$360,000**	**$452,961**	**$75,000**	**$100,000**	**$178,358**	**$1,166,319**
ST87110098	**ROOSEVELT MODERNIZATION, 41ST AVE TO 39TH AVE**	**Function: Street Modernization**				**District: 4**	
Residual relocation costs to complete right of way acquisition.							
Land Acquisition		15,500	5,600	-	-	-	21,100
Project Total		**$15,500**	**$5,600**	-	-	-	**$21,100**
Capital Construction		15,500	5,600	-	-	-	21,100
Funding Total		**$15,500**	**$5,600**	-	-	-	**$21,100**
ST87110113	**43RD PL MODERNIZATION, BELLVIEW TO MCDOWELL RD**	**Function: Street Modernization**				**District: 8**	
Construct a modernization project including curb, gutter and sidewalk.							
Construction		-	-	346,119	-	-	346,119
Project Total		-	-	**$346,119**	-	-	**$346,119**
2006 Street Improvement and Storm Sewer Bonds		-	-	346,119	-	-	346,119
Funding Total		-	-	**$346,119**	-	-	**$346,119**
ST87110115	**GROVERS AVE MODERNIZATION, CAVE CREEK RD TO 25TH ST**	**Function: Street Modernization**				**District: 2**	
Construct a modernization project including curb, gutter and sidewalk.							
Construction		-	-	563,650	-	-	563,650
Project Total		-	-	**$563,650**	-	-	**$563,650**
2006 Street Improvement and Storm Sewer Bonds		-	-	563,650	-	-	563,650
Funding Total		-	-	**$563,650**	-	-	**$563,650**

Street Transportation and Drainage

Project No. *Project Title*	*2010-11*	*2011-12*	*2012-13*	*2013-14*	*2014-15*	*Total*
ST87110116 DANBURY MODERNIZATION, 28TH ST TO 30TH ST	**Function: Street Modernization**				**District: 2**	
Construct a modernization project including curb, gutter and sidewalk.						
Construction	-	-	267,330	-	-	267,330
Project Total	-	-	**$267,330**	-	-	**$267,330**
2006 Street Improvement and Storm Sewer Bonds	-	-	267,330	-	-	267,330
Funding Total	-	-	**$267,330**	-	-	**$267,330**
ST87110119 INTERSECTION MODERNIZATION, OSBORN RD & 20TH ST	**Function: Street Modernization**				**District: 4**	
Design and construct a modernization project including curb, gutter and sidewalk.						
Construction	-	-	117,493	-	-	117,493
Project Total	-	-	**$117,493**	-	-	**$117,493**
2006 Street Improvement and Storm Sewer Bonds	-	-	117,493	-	-	117,493
Funding Total	-	-	**$117,493**	-	-	**$117,493**
ST87110127 MARYVALE WEED & SEED STREETLIGHTS	**Function: Street Modernization**				**District: 4**	
Design and install streetlights in the Maryvale Weed and Seed area.						
Construction	293,000	-	-	-	-	293,000
Project Total	**$293,000**	-	-	-	-	**$293,000**
2006 Street Improvement and Storm Sewer Bonds	293,000	-	-	-	-	293,000
Funding Total	**$293,000**	-	-	-	-	**$293,000**
ST87110129 2ND & 3RD AVE, SOUTH OF JACKSON RAILROAD IMPROVEMENTS	**Function: Street Modernization**				**District: 8**	
Design railroad crossing improvements at 2nd Avenue & 3rd Avenue, south of Jackson Street.						
Design	20,000	-	-	-	-	20,000
Project Total	**$20,000**	-	-	-	-	**$20,000**
Arizona Highway User Revenues	20,000	-	-	-	-	20,000
Funding Total	**$20,000**	-	-	-	-	**$20,000**
ST87250001 MIDBLOCK STREET LIGHTS	**Function: Street Modernization**				**District: Citywide**	
Install mid-block street lights in older residential neighborhoods.						
Construction	61,000	50,000	50,000	50,000	50,000	261,000
Project Total	**$61,000**	**$50,000**	**$50,000**	**$50,000**	**$50,000**	**$261,000**
Arizona Highway User Revenues	61,000	50,000	50,000	50,000	50,000	261,000
Funding Total	**$61,000**	**$50,000**	**$50,000**	**$50,000**	**$50,000**	**$261,000**
ST87750000 NEIGHBORHOOD SIDEWALKS	**Function: Street Modernization**				**District: Citywide**	
Construct sidewalks on improved neighborhood Streets as needs are determined.						
Construction	637,000	550,000	75,000	350,000	300,000	1,912,000
Project Total	**$637,000**	**$550,000**	**$75,000**	**$350,000**	**$300,000**	**$1,912,000**
Capital Construction	637,000	550,000	75,000	350,000	300,000	1,912,000
Funding Total	**$637,000**	**$550,000**	**$75,000**	**$350,000**	**$300,000**	**$1,912,000**

Street Transportation and Drainage

Project No. / Project Title	2010-11	2011-12	2012-13	2013-14	2014-15	Total
ST87750076 BELL RD TO KELTON LANE AND 26TH ST TO 28TH ST SIDEWALK	**Function: Street Modernization**				**District: 2**	
Construction	100,000	-	-	-	-	100,000
Project Total	**$100,000**	-	-	-	-	**$100,000**
Capital Construction	100,000	-	-	-	-	100,000
Funding Total	**$100,000**	-	-	-	-	**$100,000**
ST87750077 BELL TO PARADISE AND CAVE CREEK TO 26TH ST SIDEWALK	**Function: Street Modernization**				**District: 2**	
Construction	653,000	-	-	-	-	653,000
Project Total	**$653,000**	-	-	-	-	**$653,000**
2006 Affordable Housing & Neighborhood Revitalization Bonds	653,000	-	-	-	-	653,000
Funding Total	**$653,000**	-	-	-	-	**$653,000**
ST87750078 GREENWAY, PARADISE / CAVE CREEK TO 26TH ST SIDEWALK	**Function: Street Modernization**				**District: 2**	
Construction	330,000	-	-	-	-	330,000
Project Total	**$330,000**	-	-	-	-	**$330,000**
2006 Affordable Housing & Neighborhood Revitalization Bonds	330,000	-	-	-	-	330,000
Funding Total	**$330,000**	-	-	-	-	**$330,000**
ST87750081 50TH DR, GLENROSA TO PIERSON SIDEWALK	**Function: Street Modernization**				**District: 5**	
Construction	30,000	-	-	-	-	30,000
Project Total	**$30,000**	-	-	-	-	**$30,000**
Capital Construction	30,000	-	-	-	-	30,000
Funding Total	**$30,000**	-	-	-	-	**$30,000**
ST87750082 48TH DR TO CAMPBELL AND PIERSON TO HAZELWOOD SIDEWALK	**Function: Street Modernization**				**District: 5**	
Construction	30,000	-	-	-	-	30,000
Project Total	**$30,000**	-	-	-	-	**$30,000**
Capital Construction	30,000	-	-	-	-	30,000
Funding Total	**$30,000**	-	-	-	-	**$30,000**
ST87750091 11TH PL, ALICE AVE TO ELEANOR CT SIDEWALK	**Function: Street Modernization**				**District: 3**	
Construction	-	-	555,200	-	-	555,200
Project Total	-	-	**$555,200**	-	-	**$555,200**
2006 Street Improvement and Storm Sewer Bonds	-	-	555,200	-	-	555,200
Funding Total	-	-	**$555,200**	-	-	**$555,200**

Construct a sidewalk in the area bounded by Bell Road to Kelton, 26th to 28th Streets.

Construct a sidewalk in the area bounded by Bell Road to Paradise, Cave Creek Road to 26th St.

Construct a sidewalk in the area bounded by Greenway Road to Paradise, Cave Creek Road to 26th St.

Complete construction of a sidewalk on 50th Drive from Glenrosa St to Pierson St.

Complete construction of a sidewalk in the area bounded by 48th Dr to Campbell, Pierson St to Hazelwood.

Construct a sidewalk on 11th Place from Alice Ave to Eleanor Court.

Street Transportation and Drainage

Project No.	Project Title	2010-11	2011-12	2012-13	2013-14	2014-15	Total
ST87750096	**30TH ST, WASHINGTON TO VAN BUREN SIDEWALK**	**Function: Street Modernization**				**District: 8**	
Construct a sidewalk on 30th St from Washington St to Van Buren St.							
Construction		-	-	250,000	-	-	250,000
Project Total		-	-	**$250,000**	-	-	**$250,000**
2006 Street Improvement and Storm Sewer Bonds		-	-	250,000	-	-	250,000
Funding Total		-	-	**$250,000**	-	-	**$250,000**
ST87750101	**CLARENDON AVE AREA III SIDEWALK**	**Function: Street Modernization**				**District: 5**	
Complete construction of a sidewalk in Phase III of the Clarendon Ave area.							
Construction		3,000	-	-	-	-	3,000
Project Total		**$3,000**	-	-	-	-	**$3,000**
Capital Construction		3,000	-	-	-	-	3,000
Funding Total		**$3,000**	-	-	-	-	**$3,000**
ST87750104	**7TH ST & PUGET SIDEWALK**	**Function: Street Modernization**				**District: 3**	
Construct sidewalk improvements on 7th Street and Puget.							
Construction		390,000	-	-	-	-	390,000
Project Total		**$390,000**	-	-	-	-	**$390,000**
Capital Construction		390,000	-	-	-	-	390,000
Funding Total		**$390,000**	-	-	-	-	**$390,000**
ST87750108	**HATCHER ST: CENTRAL - 3RD ST**	**Function: Street Modernization**				**District: 3**	
Design and construct streetscape improvements on Hatcher St. between Central and 3rd St.							
Design		45,000	138,000	-	-	-	183,000
Construction		-	-	1,160,000	-	-	1,160,000
Project Total		**$45,000**	**$138,000**	**$1,160,000**	-	-	**$1,343,000**
Federal Aid - Street Transportation		-	-	860,000	-	-	860,000
Capital Construction		45,000	-	-	-	-	45,000
Arizona Highway User Revenues		-	138,000	300,000	-	-	438,000
Funding Total		**$45,000**	**$138,000**	**$1,160,000**	-	-	**$1,343,000**
ST87750109	**20TH AVE: BUCKEYE RD TO SHERMAN ST**	**Function: Street Modernization**				**District: 7**	
Construct sidewalks on 20th Ave from Buckeye Rd to Sherman St.							
Construction		162,694	-	-	-	-	162,694
Project Total		**$162,694**	-	-	-	-	**$162,694**
2006 Affordable Housing & Neighborhood Revitalization Bonds		162,694	-	-	-	-	162,694
Funding Total		**$162,694**	-	-	-	-	**$162,694**
ST87750111	**PALM LANE: 39TH AVE - 41ST AVE**	**Function: Street Modernization**				**District: 4**	
Construct safe route to school on Palm Lane from 39th Ave to 41st Ave.							
Construction		-	-	307,000	-	-	307,000
Project Total		-	-	**$307,000**	-	-	**$307,000**
2006 Street Improvement and Storm Sewer Bonds		-	-	307,000	-	-	307,000
Funding Total		-	-	**$307,000**	-	-	**$307,000**

Street Transportation and Drainage

Project No. *Project Title*	*2010-11*	*2011-12*	*2012-13*	*2013-14*	*2014-15*	*Total*
ST87750113 33RD AVE: GLENROSA - CAMPBELL	**Function: Street Modernization**				**District: 4**	
Complete construction of a safe route to school on 33rd Ave from Glenrosa to Campbell.						
Construction	-	-	280,000	-	-	280,000
Project Total	-	-	**$280,000**	-	-	**$280,000**
2006 Street Improvement and Storm Sewer Bonds	-	-	280,000	-	-	280,000
Funding Total	-	-	**$280,000**	-	-	**$280,000**
ST87750114 HAZELWOOD: COOLIDGE - 31ST AVE	**Function: Street Modernization**				**District: 4**	
Construct safe route to school on Hazelwood from Coolidge to 31st Ave.						
Construction	-	-	245,600	-	-	245,600
Project Total	-	-	**$245,600**	-	-	**$245,600**
2006 Street Improvement and Storm Sewer Bonds	-	-	245,600	-	-	245,600
Funding Total	-	-	**$245,600**	-	-	**$245,600**
ST87750115 33RD AVE: ELM - CAMELBACK	**Function: Street Modernization**				**District: 4**	
Construct sidewalks on 33rd Ave from Elm to Camelback.						
Construction	-	-	289,600	-	-	289,600
Project Total	-	-	**$289,600**	-	-	**$289,600**
2006 Street Improvement and Storm Sewer Bonds	-	-	289,600	-	-	289,600
Funding Total	-	-	**$289,600**	-	-	**$289,600**
ST87750116 30TH AVE: CAMPBELL - HAZELWOOD	**Function: Street Modernization**				**District: 4**	
Construct safe route to school on 30th Ave from Campbell to Hazelwood.						
Construction	-	-	112,600	-	-	112,600
Project Total	-	-	**$112,600**	-	-	**$112,600**
2006 Street Improvement and Storm Sewer Bonds	-	-	112,600	-	-	112,600
Funding Total	-	-	**$112,600**	-	-	**$112,600**
ST87750117 59TH AVE AND THOMAS RD	**Function: Street Modernization**				**District: 7**	
Construct safe route to school at 59th Ave and Thomas Rd.						
Construction	-	-	166,400	-	-	166,400
Project Total	-	-	**$166,400**	-	-	**$166,400**
2006 Street Improvement and Storm Sewer Bonds	-	-	166,400	-	-	166,400
Funding Total	-	-	**$166,400**	-	-	**$166,400**
ST87400075 MAJOR/COLLECTOR OVERLAY PROGRAM	**Function: Street Rehabilitation**				**District: Citywide**	
Annual Major and Collector Street Overlay Program.						
Construction	8,200,000	9,200,000	10,200,000	11,200,000	12,200,000	51,000,000
Project Total	**$8,200,000**	**$9,200,000**	**$10,200,000**	**$11,200,000**	**$12,200,000**	**$51,000,000**
Capital Construction	1,474,722	1,128,859	1,077,734	6,069,462	2,710,124	12,460,901
Arizona Highway User Revenues	6,725,278	8,071,141	9,122,266	5,130,538	9,489,876	38,539,099
Funding Total	**$8,200,000**	**$9,200,000**	**$10,200,000**	**$11,200,000**	**$12,200,000**	**$51,000,000**

Street Transportation and Drainage

Project No. / Project Title	2010-11	2011-12	2012-13	2013-14	2014-15	Total
ST87400076 RESIDENTIAL STREET OVERLAY PROGRAM	**Function: Street Rehabilitation**				**District: Citywide**	
Annual Residential Street Overlay Program.						
Construction	8,000,000	9,000,000	11,150,000	11,000,000	12,000,000	51,150,000
Project Total	**$8,000,000**	**$9,000,000**	**$11,150,000**	**$11,000,000**	**$12,000,000**	**$51,150,000**
Capital Construction	8,000,000	9,000,000	10,000,000	11,000,000	12,000,000	50,000,000
2006 Street Improvement and Storm Sewer Bonds	-	-	1,150,000	-	-	1,150,000
Funding Total	**$8,000,000**	**$9,000,000**	**$11,150,000**	**$11,000,000**	**$12,000,000**	**$51,150,000**
ST87400077 SLURRY SEAL PROGRAM	**Function: Street Rehabilitation**				**District: Citywide**	
Annual Slurry Seal Program.						
Construction	1,077,721	980,000	980,000	980,000	980,000	4,997,721
Project Total	**$1,077,721**	**$980,000**	**$980,000**	**$980,000**	**$980,000**	**$4,997,721**
Arizona Highway User Revenues	1,077,721	980,000	980,000	980,000	980,000	4,997,721
Funding Total	**$1,077,721**	**$980,000**	**$980,000**	**$980,000**	**$980,000**	**$4,997,721**
ST87400078 CRACKSEAL LABOR PROGRAM	**Function: Street Rehabilitation**				**District: Citywide**	
Annual Crackseal Labor Program.						
Construction	1,100,000	1,100,000	1,100,000	1,100,000	1,100,000	5,500,000
Project Total	**$1,100,000**	**$1,100,000**	**$1,100,000**	**$1,100,000**	**$1,100,000**	**$5,500,000**
Arizona Highway User Revenues	1,100,000	1,100,000	1,100,000	1,100,000	1,100,000	5,500,000
Funding Total	**$1,100,000**	**$1,100,000**	**$1,100,000**	**$1,100,000**	**$1,100,000**	**$5,500,000**
ST87400079 PORTLAND CEMENT CONCRETE REPAIR PROGRAM	**Function: Street Rehabilitation**				**District: Citywide**	
Annual Portland Cement Concrete Repair Program.						
Construction	2,200,000	2,400,000	2,600,000	2,800,000	3,000,000	13,000,000
Project Total	**$2,200,000**	**$2,400,000**	**$2,600,000**	**$2,800,000**	**$3,000,000**	**$13,000,000**
Arizona Highway User Revenues	2,200,000	2,400,000	2,600,000	2,800,000	3,000,000	13,000,000
Funding Total	**$2,200,000**	**$2,400,000**	**$2,600,000**	**$2,800,000**	**$3,000,000**	**$13,000,000**
ST87400081 ALLEY DUST PROOFING PROGRAM	**Function: Street Rehabilitation**				**District: Citywide**	
Annual Alley Dust Proofing Program.						
Construction	418,000	418,000	-	-	-	836,000
Project Total	**$418,000**	**$418,000**	-	-	-	**$836,000**
Arizona Highway User Revenues	418,000	418,000	-	-	-	836,000
Funding Total	**$418,000**	**$418,000**	-	-	-	**$836,000**
ST87400121 2009 CMAQ ALLEY DUST PROOFING	**Function: Street Rehabilitation**				**District: Citywide**	
Dustproof approximately 18 miles of dirt alleys within the City.						
Construction	645,545	-	-	-	-	645,545
Project Total	**$645,545**	-	-	-	-	**$645,545**
Federal Aid - Street Transportation	466,667	-	-	-	-	466,667
Arizona Highway User Revenues	178,878	-	-	-	-	178,878
Funding Total	**$645,545**	-	-	-	-	**$645,545**

Street Transportation and Drainage

Project No. / Project Title	2010-11	2011-12	2012-13	2013-14	2014-15	Total
ST87400122 2010 CMAQ ALLEY DUST PROOFING	**Function: Street Rehabilitation**				**District: Citywide**	
Design and dustproof approximately 44 miles of dirt alleys within the City.						
Design	122,000	-	-	-	-	122,000
Construction	2,023,712	-	-	-	-	2,023,712
Project Total	**$2,145,712**	-	-	-	-	**$2,145,712**
Federal Aid - Street Transportation	1,200,000	-	-	-	-	1,200,000
Capital Construction	350,000	-	-	-	-	350,000
Arizona Highway User Revenues	595,712	-	-	-	-	595,712
Funding Total	**$2,145,712**	-	-	-	-	**$2,145,712**
ST87400123 FREEWAY LANDSCAPING	**Function: Street Rehabilitation**				**District: Citywide**	
Install landscaping along freeways.						
Construction	1,417,500	1,417,500	1,417,500	1,417,500	1,417,500	7,087,500
Project Total	**$1,417,500**	**$1,417,500**	**$1,417,500**	**$1,417,500**	**$1,417,500**	**$7,087,500**
Capital Construction	1,417,500	1,417,500	1,417,500	1,417,500	1,417,500	7,087,500
Funding Total	**$1,417,500**	**$1,417,500**	**$1,417,500**	**$1,417,500**	**$1,417,500**	**$7,087,500**
ST87400124 QUICK RESPONSE ADA MODIFICATIONS	**Function: Street Rehabilitation**				**District: Citywide**	
Construct emergency street improvements to comply with the Americans with Disabilities Act.						
Construction	72,250	72,250	72,250	72,250	72,250	361,250
Project Total	**$72,250**	**$72,250**	**$72,250**	**$72,250**	**$72,250**	**$361,250**
Capital Construction	72,250	72,250	72,250	72,250	72,250	361,250
Funding Total	**$72,250**	**$72,250**	**$72,250**	**$72,250**	**$72,250**	**$361,250**
ST87400128 2009 RESIDENTIAL OVERLAY PROGRAM	**Function: Street Rehabilitation**				**District: Citywide**	
Complete construction of the 2009 residential overlay program.						
Construction	81,743	-	-	-	-	81,743
Project Total	**$81,743**	-	-	-	-	**$81,743**
Capital Construction	81,743	-	-	-	-	81,743
Funding Total	**$81,743**	-	-	-	-	**$81,743**
ST87400134 PAVEMENT PRESERVATION PRE-STIMULUS 2009	**Function: Street Rehabilitation**				**District: Citywide**	
Prepare pavement preservation projects for federal obligation.						
Construction	415,976	-	-	-	-	415,976
Project Total	**$415,976**	-	-	-	-	**$415,976**
Arizona Highway User Revenues	415,976	-	-	-	-	415,976
Funding Total	**$415,976**	-	-	-	-	**$415,976**
ST87400137 PAVEMENT PRESERVATION - NORTH AREA	**Function: Street Rehabilitation**				**District: Citywide**	
Rehabilitate pavement on major and collector streets in the north portion of Phoenix.						
Design	66,320	-	-	-	-	66,320
Construction	615,180	-	-	-	-	615,180
Project Total	**$681,500**	-	-	-	-	**$681,500**
ARRA 2009 Streets Stimulus	681,500	-	-	-	-	681,500
Funding Total	**$681,500**	-	-	-	-	**$681,500**

Street Transportation and Drainage

Project No. *Project Title*	*2010-11*	*2011-12*	*2012-13*	*2013-14*	*2014-15*	*Total*
ST87400138 PAVEMENT PRESERVATION - CENTRAL AREA	**Function: Street Rehabilitation**					**District: Citywide**
Rehabilitate pavement on major and collector streets in the central portion of Phoenix.						
Design	12,120	-	-	-	-	12,120
Construction	774,280	-	-	-	-	774,280
Project Total	**$786,400**	-	-	-	-	**$786,400**
ARRA 2009 Streets Stimulus	786,400	-	-	-	-	786,400
Funding Total	**$786,400**	-	-	-	-	**$786,400**
ST87400139 PAVEMENT PRESERVATION - SOUTH AREA	**Function: Street Rehabilitation**					**District: Citywide**
Rehabilitate pavement on major and collector streets in the south portion of Phoenix.						
Design	4,690	-	-	-	-	4,690
Construction	729,010	-	-	-	-	729,010
Project Total	**$733,700**	-	-	-	-	**$733,700**
ARRA 2009 Streets Stimulus	733,700	-	-	-	-	733,700
Funding Total	**$733,700**	-	-	-	-	**$733,700**
ST87400141 2010 CRACK SEAL PROGRAM	**Function: Street Rehabilitation**					**District: Citywide**
2010 crack seal program.						
Construction	400,000	-	-	-	-	400,000
Project Total	**$400,000**	-	-	-	-	**$400,000**
Arizona Highway User Revenues	400,000	-	-	-	-	400,000
Funding Total	**$400,000**	-	-	-	-	**$400,000**
ST87400142 2010 PORTLAND CEMENT	**Function: Street Rehabilitation**					**District: Citywide**
2010 Portland cement program						
Construction	1,128,765	-	-	-	-	1,128,765
Project Total	**$1,128,765**	-	-	-	-	**$1,128,765**
Arizona Highway User Revenues	1,128,765	-	-	-	-	1,128,765
Funding Total	**$1,128,765**	-	-	-	-	**$1,128,765**
ST87400143 2010 MAJOR/COLLECTOR OVERLY	**Function: Street Rehabilitation**					**District: Citywide**
2010 major/collector overlay program.						
Construction	1,183,559	-	-	-	-	1,183,559
Project Total	**$1,183,559**	-	-	-	-	**$1,183,559**
Capital Construction	1,183,559	-	-	-	-	1,183,559
Funding Total	**$1,183,559**	-	-	-	-	**$1,183,559**
ST87400144 2010 RESIDENTIAL OVERLAY	**Function: Street Rehabilitation**					**District: Citywide**
2010 residential overlay program.						
Construction	264,000	-	-	-	-	264,000
Project Total	**$264,000**	-	-	-	-	**$264,000**
Capital Construction	264,000	-	-	-	-	264,000
Funding Total	**$264,000**	-	-	-	-	**$264,000**

Street Transportation and Drainage

Project No. *Project Title*	*2010-11*	*2011-12*	*2012-13*	*2013-14*	*2014-15*	*Total*
ST87400145 FAST PROGRAM	**Function: Street Rehabilitation**				**District: Citywide**	
Annual Fractured Agregate Surface Treatment (FAST) Program.						
Construction	2,000,000	2,000,000	2,000,000	2,000,000	2,000,000	10,000,000
Project Total	**$2,000,000**	**$2,000,000**	**$2,000,000**	**$2,000,000**	**$2,000,000**	**$10,000,000**
Capital Construction	2,000,000	2,000,000	2,000,000	2,000,000	2,000,000	10,000,000
Funding Total	**$2,000,000**	**$2,000,000**	**$2,000,000**	**$2,000,000**	**$2,000,000**	**$10,000,000**
ST87400147 2011 MAJOR/COLLECTOR OVERLAY PROGRAM	**Function: Street Rehabilitation**				**District: Citywide**	
2011 major/collector overlay program.						
Construction	550,000	-	-	-	-	550,000
Project Total	**$550,000**	-	-	-	-	**$550,000**
Capital Construction	550,000	-	-	-	-	550,000
Funding Total	**$550,000**	-	-	-	-	**$550,000**
ST87430000 SIDEWALK RAMPS (ADA)	**Function: Street Rehabilitation**				**District: Citywide**	
Construct sidewalk ramps to comply with the Americans with Disabilities Act.						
Construction	700,000	860,000	860,000	860,000	860,000	4,140,000
Project Total	**$700,000**	**$860,000**	**$860,000**	**$860,000**	**$860,000**	**$4,140,000**
Capital Construction	700,000	860,000	860,000	860,000	860,000	4,140,000
Funding Total	**$700,000**	**$860,000**	**$860,000**	**$860,000**	**$860,000**	**$4,140,000**
ST87440004 DAM PROGRAM	**Function: Street Rehabilitation**				**District: Citywide**	
Construction costs associated with the Dam Program.						
Construction	75,000	75,000	75,000	75,000	75,000	375,000
Project Total	**$75,000**	**$75,000**	**$75,000**	**$75,000**	**$75,000**	**$375,000**
Capital Construction	75,000	75,000	75,000	75,000	75,000	375,000
Funding Total	**$75,000**	**$75,000**	**$75,000**	**$75,000**	**$75,000**	**$375,000**
ST87440005 GUARD RAILS AND BARRIERS	**Function: Street Rehabilitation**				**District: Citywide**	
Construct guard rails and barriers as identified.						
Construction	175,000	175,000	175,000	175,000	175,000	875,000
Project Total	**$175,000**	**$175,000**	**$175,000**	**$175,000**	**$175,000**	**$875,000**
Capital Construction	175,000	175,000	175,000	175,000	175,000	875,000
Funding Total	**$175,000**	**$175,000**	**$175,000**	**$175,000**	**$175,000**	**$875,000**
ST87440012 DUST CONTROL	**Function: Street Rehabilitation**				**District: Citywide**	
Perform construction projects as identified to control dust.						
Construction	810,000	800,000	800,000	800,000	800,000	4,010,000
Project Total	**$810,000**	**$800,000**	**$800,000**	**$800,000**	**$800,000**	**$4,010,000**
Capital Construction	810,000	800,000	800,000	800,000	800,000	4,010,000
Funding Total	**$810,000**	**$800,000**	**$800,000**	**$800,000**	**$800,000**	**$4,010,000**

Street Transportation and Drainage

Project No. *Project Title*	*2010-11*	*2011-12*	*2012-13*	*2013-14*	*2014-15*	*Total*
ST87440023 2007 CMAQ DIRT ROADS PROJECT WITH MCDOT	**Function: Street Rehabilitation**				**District: Citywide**	
Design and construct dirt road paving projects with the aid of MCDOT.						
Design	30,000	-	-	-	-	30,000
Construction	3,203,854	-	-	-	-	3,203,854
Project Total	**$3,233,854**	-	-	-	-	**$3,233,854**
State, County and Other Aid - Street Transportation	1,972,737	-	-	-	-	1,972,737
Federal Aid - Street Transportation	1,037,600	-	-	-	-	1,037,600
Arizona Highway User Revenues	223,517	-	-	-	-	223,517
Funding Total	**$3,233,854**	-	-	-	-	**$3,233,854**
ST87440024 2007 CMAQ SHOULDER PROJECT WITH MCDOT	**Function: Street Rehabilitation**				**District: Citywide**	
Design and construct shoulder paving projects with the aid of MCDOT.						
Design	20,000	-	-	-	-	20,000
Construction	634,646	-	-	-	-	634,646
Project Total	**$654,646**	-	-	-	-	**$654,646**
State, County and Other Aid - Street Transportation	247,359	-	-	-	-	247,359
Federal Aid - Street Transportation	297,870	-	-	-	-	297,870
Capital Construction	109,417	-	-	-	-	109,417
Funding Total	**$654,646**	-	-	-	-	**$654,646**
ST87440025 2009 CMAQ DIRT ROAD DUSTPROOFING	**Function: Street Rehabilitation**				**District: Citywide**	
Dustproof approximately 3 miles of dirt roads within the City.						
Design	137,500	-	-	-	-	137,500
Construction	1,362,500	-	-	-	-	1,362,500
Project Total	**$1,500,000**	-	-	-	-	**$1,500,000**
Federal Aid - Street Transportation	1,050,000	-	-	-	-	1,050,000
Capital Construction	450,000	-	-	-	-	450,000
Funding Total	**$1,500,000**	-	-	-	-	**$1,500,000**
ST85160001 STREETLIGHTING		**Function: Streetlighting**			**District: Citywide**	
Install street lighting on major street construction projects.						
Construction	164,000	100,000	100,000	100,000	100,000	564,000
Project Total	**$164,000**	**$100,000**	**$100,000**	**$100,000**	**$100,000**	**$564,000**
Arizona Highway User Revenues	164,000	100,000	100,000	100,000	100,000	564,000
Funding Total	**$164,000**	**$100,000**	**$100,000**	**$100,000**	**$100,000**	**$564,000**
ST85160003 HISTORICAL NEIGHBORHOOD LIGHTING		**Function: Streetlighting**			**District: 4, 7, & 8**	
Construct streetlights in historical neighborhoods.						
Construction	570,200	-	-	-	-	570,200
Project Total	**$570,200**	-	-	-	-	**$570,200**
Federal Aid - Street Transportation	492,200	-	-	-	-	492,200
Arizona Highway User Revenues	78,000	-	-	-	-	78,000
Funding Total	**$570,200**	-	-	-	-	**$570,200**

Project No. *Project Title*	*2010-11*	*2011-12*	*2012-13*	*2013-14*	*2014-15*	*Total*
ST85160005 RESTORE HISTORIC STREETLIGHTS	**Function: Streetlighting**				**District: 7**	
Restore streetlights in historic neighborhoods.						
Construction	621,500	-	-	-	-	621,500
Project Total	**$621,500**	-	-	-	-	**$621,500**
2006 Street Improvement and Storm Sewer Bonds	621,500	-	-	-	-	621,500
Funding Total	**$621,500**	-	-	-	-	**$621,500**
ST89320000 TRAFFIC CALMING INFRASTRUCTURE	**Function: Traffic Calming Improvements**				**District: Citywide**	
Construct traffic calming infrastructure.						
Construction	461,000	479,000	477,000	475,000	473,000	2,365,000
Project Total	**$461,000**	**$479,000**	**$477,000**	**$475,000**	**$473,000**	**$2,365,000**
Capital Construction	461,000	479,000	477,000	475,000	473,000	2,365,000
Funding Total	**$461,000**	**$479,000**	**$477,000**	**$475,000**	**$473,000**	**$2,365,000**
ST89320011 SPEED HUMP PROGRAM	**Function: Traffic Calming Improvements**				**District: Citywide**	
Annual contract to construct speed humps as part of the Traffic Calming Program.						
Construction	149,500	149,500	149,500	149,500	149,500	747,500
Project Total	**$149,500**	**$149,500**	**$149,500**	**$149,500**	**$149,500**	**$747,500**
Capital Construction	149,500	149,500	149,500	149,500	149,500	747,500
Funding Total	**$149,500**	**$149,500**	**$149,500**	**$149,500**	**$149,500**	**$747,500**
ST89320023 SCHOOL SAFETY STORAGE AND SIDEWALKS	**Function: Traffic Calming Improvements**				**District: Citywide**	
Construct sidewalk and storage improvements to enhance school safety.						
Construction	90,000	90,000	90,000	90,000	90,000	450,000
Project Total	**$90,000**	**$90,000**	**$90,000**	**$90,000**	**$90,000**	**$450,000**
Capital Construction	90,000	90,000	90,000	90,000	90,000	450,000
Funding Total	**$90,000**	**$90,000**	**$90,000**	**$90,000**	**$90,000**	**$450,000**
ST89320056 INDIAN SCHOOL AND 67TH AVE UPGRADE	**Function: Traffic Calming Improvements**				**District: 5 & 7**	
Construct traffic calming upgrades at Indian School and 67th Ave.						
Construction	10,000	-	-	-	-	10,000
Project Total	**$10,000**	-	-	-	-	**$10,000**
Capital Construction	10,000	-	-	-	-	10,000
Funding Total	**$10,000**	-	-	-	-	**$10,000**
ST89320062 MCDOWELL ROAD AND 43RD AVE UPGRADE	**Function: Traffic Calming Improvements**				**District: 4**	
Construct traffic calming improvements at McDowell Road and 43rd Ave.						
Construction	10,000	-	-	-	-	10,000
Project Total	**$10,000**	-	-	-	-	**$10,000**
Capital Construction	10,000	-	-	-	-	10,000
Funding Total	**$10,000**	-	-	-	-	**$10,000**

Street Transportation and Drainage

Project No.	*Project Title*	*2010-11*	*2011-12*	*2012-13*	*2013-14*	*2014-15*	*Total*
ST89320073	**HIGHWAY ENHANCEMENT FOR SAFETY PROJECT: (HES) 32ND ST & MCDOWELL RD**	**Function: Traffic Calming Improvements**				**District: 8**	
Acquire right of way and construct street improvements at 32nd Street and McDowell Road.							
Land Acquisition		-	-	-	-	1,000,000	1,000,000
Construction		203,000	500,000	-	-	1,500,000	2,203,000
Project Total		**$203,000**	**$500,000**	-	-	**$2,500,000**	**$3,203,000**
Federal Aid - Street Transportation		-	500,000	-	-	-	500,000
Capital Construction		203,000	-	-	-	-	203,000
Arizona Highway User Revenues		-	-	-	-	2,500,000	2,500,000
Funding Total		**$203,000**	**$500,000**	-	-	**$2,500,000**	**$3,203,000**
ST89320075	**COLLECTOR STREET MITIGATION PROGRAM**	**Function: Traffic Calming Improvements**				**District: Citywide**	
Acquire right of way, design and construct traffic-calming infrastructure. Estimated full-year ongoing operating costs: $136,000							
Construction		10,150	-	433,000	-	-	443,150
Project Total		**$10,150**	-	**$433,000**	-	-	**$443,150**
2006 Street Improvement and Storm Sewer Bonds		10,150	-	433,000	-	-	443,150
Funding Total		**$10,150**	-	**$433,000**	-	-	**$443,150**
ST89320085	**SPEED BOARD FEEDBACK**	**Function: Traffic Calming Improvements**				**District: Citywide**	
Install temporary speed boards for traffic calming and studies for traffic-calming projects.							
Design		36,000	36,000	36,000	36,000	36,000	180,000
Project Total		**$36,000**	**$36,000**	**$36,000**	**$36,000**	**$36,000**	**$180,000**
Capital Construction		36,000	36,000	36,000	36,000	36,000	180,000
Funding Total		**$36,000**	**$36,000**	**$36,000**	**$36,000**	**$36,000**	**$180,000**
ST89320089	**DIVERTER @ 6TH AVE & EARL DRIVE**	**Function: Traffic Calming Improvements**				**District: 4**	
Design a diverter at 6th Avenue and Earl Drive.							
Design		49,000	-	-	-	-	49,000
Project Total		**$49,000**	-	-	-	-	**$49,000**
Capital Construction		49,000	-	-	-	-	49,000
Funding Total		**$49,000**	-	-	-	-	**$49,000**
ST89320094	**FLAMENCO DR & COUNTRY GABLES**	**Function: Traffic Calming Improvements**				**District: 1**	
Make traffic calming improvements at Flamenco Dr and Country Gables.							
Construction		-	-	350,000	-	-	350,000
Project Total		-	-	**$350,000**	-	-	**$350,000**
2006 Street Improvement and Storm Sewer Bonds		-	-	350,000	-	-	350,000
Funding Total		-	-	**$350,000**	-	-	**$350,000**
ST89320100	**TRAFFIC CIRCLE AT 36TH ST & COCONINO**	**Function: Traffic Calming Improvements**				**District: 6**	
Design a traffic circle at 36th Street and Coconino.							
Design		-	-	69,000	-	-	69,000
Project Total		-	-	**$69,000**	-	-	**$69,000**
2006 Street Improvement and Storm Sewer Bonds		-	-	69,000	-	-	69,000
Funding Total		-	-	**$69,000**	-	-	**$69,000**

Project No. *Project Title*	*2010-11*	*2011-12*	*2012-13*	*2013-14*	*2014-15*	*Total*
ST89320104 TRAFFIC CIRCLES/ROUNDABOUTS MAINTENANCE	**Function: Traffic Calming Improvements**				**District: Citywide**	
Maintain traffic circles and roundabouts.						
Construction	33,000	35,000	37,000	39,000	41,000	185,000
Project Total	**$33,000**	**$35,000**	**$37,000**	**$39,000**	**$41,000**	**$185,000**
Capital Construction	33,000	35,000	37,000	39,000	41,000	185,000
Funding Total	**$33,000**	**$35,000**	**$37,000**	**$39,000**	**$41,000**	**$185,000**
ST89320106 SIGNALS & 2-STAGE CROSSWALKS	**Function: Traffic Calming Improvements**				**District: Citywide**	
Traffic control signals and 2-stage crosswalks to be determined.						
Construction	-	-	341,000	-	-	341,000
Project Total	-	-	**$341,000**	-	-	**$341,000**
2006 Street Improvement and Storm Sewer Bonds	-	-	341,000	-	-	341,000
Funding Total	-	-	**$341,000**	-	-	**$341,000**
ST89320107 SPEED HUMP PROGRAM	**Function: Traffic Calming Improvements**				**District: Citywide**	
Supplement the annual speed hump program.						
Construction	-	-	290,000	-	-	290,000
Project Total	-	-	**$290,000**	-	-	**$290,000**
2006 Street Improvement and Storm Sewer Bonds	-	-	290,000	-	-	290,000
Funding Total	-	-	**$290,000**	-	-	**$290,000**
ST89320108 PARKING METER PILOT	**Function: Traffic Calming Improvements**				**District: 4, 7 & 8**	
Supplement the parking meter pilot program to test parking meters that accept credit/debit cards.						
Construction	-	-	200,000	-	-	200,000
Project Total	-	-	**$200,000**	-	-	**$200,000**
2006 Street Improvement and Storm Sewer Bonds	-	-	200,000	-	-	200,000
Funding Total	-	-	**$200,000**	-	-	**$200,000**
ST89320111 CSMP - 36TH STREET & ROSEMONTE DRIVE	**Function: Traffic Calming Improvements**				**District: 2**	
Complete construction of traffic calming infrastructure at 36th Street and Rosemonte Drive.						
Construction	-	-	293,703	-	-	293,703
Project Total	-	-	**$293,703**	-	-	**$293,703**
2006 Street Improvement and Storm Sewer Bonds	-	-	293,703	-	-	293,703
Funding Total	-	-	**$293,703**	-	-	**$293,703**
ST89320115 MARYLAND AVENUE & 3RD STREET	**Function: Traffic Calming Improvements**				**District: 6**	
Complete design and construction of a traffic circle at Maryland Avenue and 3rd Street.						
Design	-	-	38,300	-	-	38,300
Construction	-	-	280,000	-	-	280,000
Project Total	-	-	**$318,300**	-	-	**$318,300**
2006 Street Improvement and Storm Sewer Bonds	-	-	318,300	-	-	318,300
Funding Total	-	-	**$318,300**	-	-	**$318,300**

Street Transportation and Drainage

Project No. / Project Title	2010-11	2011-12	2012-13	2013-14	2014-15	Total
ST89320116 PEORIA AVE & NORTH LANE	**Function: Traffic Calming Improvements**				**District: 3**	
Complete right of way acquisition and construct a traffic circle at Peoria Avenue and North Lane.						
Land Acquisition	-	-	5,000	-	-	5,000
Construction	-	-	250,000	-	-	250,000
Project Total	-	-	**$255,000**	-	-	**$255,000**
2006 Street Improvement and Storm Sewer Bonds	-	-	255,000	-	-	255,000
Funding Total	-	-	**$255,000**	-	-	**$255,000**
ST89320117 GRAND CANAL 2-STAGE	**Function: Traffic Calming Improvements**				**District: 8**	
Construct four 2-stage crosswalks along the Grand Canal.						
Construction	-	-	50,000	-	-	50,000
Project Total	-	-	**$50,000**	-	-	**$50,000**
2006 Street Improvement and Storm Sewer Bonds	-	-	50,000	-	-	50,000
Funding Total	-	-	**$50,000**	-	-	**$50,000**
ST89320118 HEARN RD, EAST OF 12TH ST. ISLANDS	**Function: Traffic Calming Improvements**				**District: 3**	
Install traffic islands and chicanes at Hearn Road east of 12th Street to calm traffic.						
Construction	-	-	300,000	-	-	300,000
Project Total	-	-	**$300,000**	-	-	**$300,000**
2006 Street Improvement and Storm Sewer Bonds	-	-	300,000	-	-	300,000
Funding Total	-	-	**$300,000**	-	-	**$300,000**
ST89330001 ADOT FREEWAY TRAFFIC SIGNALS	**Function: Traffic Signal Improvements**				**District: Citywide**	
Install traffic signals as requested by the Arizona Department of Transportation.						
Construction	200,000	200,000	200,000	200,000	200,000	1,000,000
Project Total	**$200,000**	**$200,000**	**$200,000**	**$200,000**	**$200,000**	**$1,000,000**
State, County and Other Aid - Street Transportation	200,000	200,000	200,000	200,000	200,000	1,000,000
Funding Total	**$200,000**	**$200,000**	**$200,000**	**$200,000**	**$200,000**	**$1,000,000**
ST89330002 WARRANTED TRAFFIC SIGNALS	**Function: Traffic Signal Improvements**				**District: Citywide**	
Purchase and install new traffic signals at warranted intersections.						
Construction	418,775	270,000	270,000	270,000	270,000	1,498,775
Project Total	**$418,775**	**$270,000**	**$270,000**	**$270,000**	**$270,000**	**$1,498,775**
Arizona Highway User Revenues	418,775	270,000	270,000	270,000	270,000	1,498,775
Funding Total	**$418,775**	**$270,000**	**$270,000**	**$270,000**	**$270,000**	**$1,498,775**
ST89330003 MULTI-JURISDICTIONAL SIGNALS	**Function: Traffic Signal Improvements**				**District: Citywide**	
Install warranted traffic signals at intersections that are the responsibility of more than one agency.						
Construction	107,000	107,000	107,000	107,000	107,000	535,000
Project Total	**$107,000**	**$107,000**	**$107,000**	**$107,000**	**$107,000**	**$535,000**
State, County and Other Aid - Street Transportation	53,500	53,500	53,500	53,500	53,500	267,500
Arizona Highway User Revenues	53,500	53,500	53,500	53,500	53,500	267,500
Funding Total	**$107,000**	**$107,000**	**$107,000**	**$107,000**	**$107,000**	**$535,000**

Project No. *Project Title*	*2010-11*	*2011-12*	*2012-13*	*2013-14*	*2014-15*	*Total*
ST89330108 RAILROAD PROJECT - 35TH AVENUE	**Function: Traffic Signal Improvements**				**District: 4 & 5**	
Complete the study being conducted of the railroad crossing at 35th Avenue and Grand Avenue.						
Construction	5,075	-	-	-	-	5,075
Project Total	**$5,075**	-	-	-	-	**$5,075**
Arizona Highway User Revenues	5,075	-	-	-	-	5,075
Funding Total	**$5,075**	-	-	-	-	**$5,075**
ST89330109 RAILROAD PROJECT - 27TH AVENUE	**Function: Traffic Signal Improvements**				**District: 4 & 7**	
Complete the study being conducted of the railroad corssing at 27th Avenue and Grand Avenue.						
Design	5,122	-	-	-	-	5,122
Project Total	**$5,122**	-	-	-	-	**$5,122**
Arizona Highway User Revenues	5,122	-	-	-	-	5,122
Funding Total	**$5,122**	-	-	-	-	**$5,122**
ST89330112 HAWK TRAFFIC SIGNALS	**Function: Traffic Signal Improvements**				**District: Citywide**	
Install new HAWK traffic signals at locations to be determined.						
Construction	94,835	-	285,000	-	-	379,835
Project Total	**$94,835**	-	**$285,000**	-	-	**$379,835**
2006 Street Improvement and Storm Sewer Bonds	94,835	-	285,000	-	-	379,835
Funding Total	**$94,835**	-	**$285,000**	-	-	**$379,835**
ST89330119 BLACK MOUNTAIN PARKWAY @ MAYO BOULEVARD	**Function: Traffic Signal Improvements**				**District: 2**	
Install a traffic signal at Black Mountain Parkway and Mayo Boulevard						
Design	255	-	-	-	-	255
Construction	150,000	-	-	-	-	150,000
Project Total	**$150,255**	-	-	-	-	**$150,255**
Impact Fee - Desert View, N-Streets	150,255	-	-	-	-	150,255
Funding Total	**$150,255**	-	-	-	-	**$150,255**
ST89340003 DEVELOPER SIGNALS	**Function: Traffic Signal Improvements**				**District: Citywide**	
Install new traffic signals.						
Construction	150,000	150,000	150,000	150,000	150,000	750,000
Project Total	**$150,000**	**$150,000**	**$150,000**	**$150,000**	**$150,000**	**$750,000**
State, County and Other Aid - Street Transportation	150,000	150,000	150,000	150,000	150,000	750,000
Funding Total	**$150,000**	**$150,000**	**$150,000**	**$150,000**	**$150,000**	**$750,000**
ST89340004 MISCELLANEOUS SIGNAL MODERNIZATION	**Function: Traffic Signal Improvements**				**District: Citywide**	
Upgrade traffic signals as required.						
Construction	348,500	348,500	348,500	348,500	348,500	1,742,500
Project Total	**$348,500**	**$348,500**	**$348,500**	**$348,500**	**$348,500**	**$1,742,500**
Arizona Highway User Revenues	348,500	348,500	348,500	348,500	348,500	1,742,500
Funding Total	**$348,500**	**$348,500**	**$348,500**	**$348,500**	**$348,500**	**$1,742,500**

Project No. *Project Title*	*2010-11*	*2011-12*	*2012-13*	*2013-14*	*2014-15*	*Total*
ST89340005 LEFT TURN ARROWS	**Function: Traffic Signal Improvements**				**District: Citywide**	
Install left turn arrows as needs are determined.						
Construction	325,503	120,000	120,000	120,000	120,000	805,503
Project Total	**$325,503**	**$120,000**	**$120,000**	**$120,000**	**$120,000**	**$805,503**
Arizona Highway User Revenues	325,503	120,000	120,000	120,000	120,000	805,503
Funding Total	**$325,503**	**$120,000**	**$120,000**	**$120,000**	**$120,000**	**$805,503**
ST89340006 LOOP DETECTION	**Function: Traffic Signal Improvements**				**District: Citywide**	
Install additional vehicle detectors to reduce vehicle delay at actuated control signalized intersections.						
Construction	5,000	-	-	-	-	5,000
Project Total	**$5,000**	-	-	-	-	**$5,000**
Arizona Highway User Revenues	5,000	-	-	-	-	5,000
Funding Total	**$5,000**	-	-	-	-	**$5,000**
ST89340031 PREEMPTION WORK FOR RAILROADS	**Function: Traffic Signal Improvements**				**District: 7 & 8**	
Complete pre-emption work on projects requested by railroad companies.						
Construction	7,000	7,000	7,000	7,000	7,000	35,000
Project Total	**$7,000**	**$7,000**	**$7,000**	**$7,000**	**$7,000**	**$35,000**
Arizona Highway User Revenues	7,000	7,000	7,000	7,000	7,000	35,000
Funding Total	**$7,000**	**$7,000**	**$7,000**	**$7,000**	**$7,000**	**$35,000**
ST89340062 TRAFFIC SAFETY PROGRAMS	**Function: Traffic Signal Improvements**				**District: Citywide**	
Complete projects to promote accident reduction, including installing illuminated street name signs at signalized intersections.						
Construction	30,000	-	-	-	-	30,000
Project Total	**$30,000**	-	-	-	-	**$30,000**
Capital Construction	30,000	-	-	-	-	30,000
Funding Total	**$30,000**	-	-	-	-	**$30,000**
ST89340072 TRAFFIC SIGNAL POLES PAINTING PROGRAM	**Function: Traffic Signal Improvements**				**District: Citywide**	
Repaint traffic signal poles as needs are identified.						
Construction	25,000	25,000	25,000	25,000	25,000	125,000
Project Total	**$25,000**	**$25,000**	**$25,000**	**$25,000**	**$25,000**	**$125,000**
Arizona Highway User Revenues	25,000	25,000	25,000	25,000	25,000	125,000
Funding Total	**$25,000**	**$25,000**	**$25,000**	**$25,000**	**$25,000**	**$125,000**
ST89340332 REMOVAL OF PAVEMENT MARKINGS	**Function: Traffic Signal Improvements**				**District: Citywide**	
Remove pavement markings to accommodate lane additions and subtractions.						
Construction	50,000	50,000	50,000	50,000	50,000	250,000
Project Total	**$50,000**	**$50,000**	**$50,000**	**$50,000**	**$50,000**	**$250,000**
Arizona Highway User Revenues	50,000	50,000	50,000	50,000	50,000	250,000
Funding Total	**$50,000**	**$50,000**	**$50,000**	**$50,000**	**$50,000**	**$250,000**

Project No.	Project Title	2010-11	2011-12	2012-13	2013-14	2014-15	Total
ST89340345	**CITYWIDE WIRELESS COMMUNICATION EXPANSION**	**Function: Traffic Signal Improvements**				**District: Citywide**	
Expand the City's wireless network.							
Equipment		76,595	-	-	-	-	76,595
Construction		-	-	1,256,000	-	-	1,256,000
	Project Total	**$76,595**	-	**$1,256,000**	-	-	**$1,332,595**
2006 Street Improvement and Storm Sewer Bonds		76,595	-	1,256,000	-	-	1,332,595
	Funding Total	**$76,595**	-	**$1,256,000**	-	-	**$1,332,595**
ST89340346	**CITYWIDE PEDESTRIAN SIGNAL INDICATOR CONVERSION**	**Function: Traffic Signal Improvements**				**District: Citywide**	
Convert traffic signal pedestrian indicators from word direction to international symbol direction.							
Construction		-	-	2,907	-	-	2,907
	Project Total	-	-	**$2,907**	-	-	**$2,907**
2006 Street Improvement and Storm Sewer Bonds		-	-	2,907	-	-	2,907
	Funding Total	-	-	**$2,907**	-	-	**$2,907**
ST89340442	**CITYSCAPE TRAFFIC SIGNALS**	**Function: Traffic Signal Improvements**				**District: 8**	
Construct traffic signals for the CityScape project in the downtown area.							
Construction		100,000	-	-	-	-	100,000
	Project Total	**$100,000**	-	-	-	-	**$100,000**
State, County and Other Aid - Street Transportation		100,000	-	-	-	-	100,000
	Funding Total	**$100,000**	-	-	-	-	**$100,000**
ST89340451	**ADA PEDESTRIAN PUSH-BUTTON MOD PROGRAM**	**Function: Traffic Signal Improvements**				**District: Citywide**	
Install ADA pedestrian push-buttons at crosswalks as part of modernization program.							
Construction		980,000	-	-	-	-	980,000
	Project Total	**$980,000**	-	-	-	-	**$980,000**
2006 Street Improvement and Storm Sewer Bonds		980,000	-	-	-	-	980,000
	Funding Total	**$980,000**	-	-	-	-	**$980,000**
ST89340462	**LED TRAFFIC SIGNAL RETROFIT**	**Function: Traffic Signal Improvements**				**District: Citywide**	
Retrofit the City's traffic signals with LED lights.							
Construction		2,600,000	-	-	-	-	2,600,000
	Project Total	**$2,600,000**	-	-	-	-	**$2,600,000**
ARRA 2009 Public Works Stimulus		2,600,000	-	-	-	-	2,600,000
	Funding Total	**$2,600,000**	-	-	-	-	**$2,600,000**
ST89340468	**ADA TRAFFIC SIGNAL ENHANCEMENTS**	**Function: Traffic Signal Improvements**				**District: Citywide**	
Replace pedestrian traffic signals with ADA traffic signals as needs are identified.							
Construction		60,000	-	-	-	-	60,000
	Project Total	**$60,000**	-	-	-	-	**$60,000**
Arizona Highway User Revenues		60,000	-	-	-	-	60,000
	Funding Total	**$60,000**	-	-	-	-	**$60,000**

Street Transportation and Drainage

Project No. *Project Title*	*2010-11*	*2011-12*	*2012-13*	*2013-14*	*2014-15*	*Total*
ST89360001 SIGNAL SYSTEM UPGRADE	**Function: Traffic Signal Improvements**				**District: Citywide**	
Upgrade the citywide traffic signal system.						
Equipment	604,000	604,000	604,000	604,000	604,000	3,020,000
Project Total	**$604,000**	**$604,000**	**$604,000**	**$604,000**	**$604,000**	**$3,020,000**
Arizona Highway User Revenues	604,000	604,000	604,000	604,000	604,000	3,020,000
Funding Total	**$604,000**	**$604,000**	**$604,000**	**$604,000**	**$604,000**	**$3,020,000**
ST89360004 PHOENIX REGIONAL ITS PHASE II	**Function: Traffic Signal Improvements**				**District: Citywide**	
Complete construction of Phase II of the Intelligent Transportation System (ITS) fiber optic backbone.						
Construction	295,000	-	1,221,000	-	-	1,516,000
Project Total	**$295,000**	**-**	**$1,221,000**	**-**	**-**	**$1,516,000**
2006 Street Improvement and Storm Sewer Bonds	295,000	-	1,221,000	-	-	1,516,000
Funding Total	**$295,000**	**-**	**$1,221,000**	**-**	**-**	**$1,516,000**
ST89360008 FIBER OPTIC BACKBONE EXTENSION	**Function: Traffic Signal Improvements**				**District: Citywide**	
For expansion, design augmentation and system integration for the growth of the City of Phoenix ITS Fiber Optic Backbone Program.						
Construction	76,000	76,000	76,000	76,000	76,000	380,000
Project Total	**$76,000**	**$76,000**	**$76,000**	**$76,000**	**$76,000**	**$380,000**
Arizona Highway User Revenues	76,000	76,000	76,000	76,000	76,000	380,000
Funding Total	**$76,000**	**$76,000**	**$76,000**	**$76,000**	**$76,000**	**$380,000**
ST89360012 ITS FIBER OPTIC BACKBONE	**Function: Traffic Signal Improvements**				**District: Citywide**	
Expand the City's traffic signal ITS fiber optic backbone.						
Construction	1,000,000	-	-	-	-	1,000,000
Project Total	**$1,000,000**	**-**	**-**	**-**	**-**	**$1,000,000**
ARRA 2009 Streets Stimulus	1,000,000	-	-	-	-	1,000,000
Funding Total	**$1,000,000**	**-**	**-**	**-**	**-**	**$1,000,000**
ST89360013 ITS CCTV	**Function: Traffic Signal Improvements**				**District: Citywide**	
Install ITS CCTV cameras to expand the City's traffic signal management system.						
Design	30,000	-	-	-	-	30,000
Construction	800,000	-	-	-	-	800,000
Project Total	**$830,000**	**-**	**-**	**-**	**-**	**$830,000**
ARRA 2009 Streets Stimulus	830,000	-	-	-	-	830,000
Funding Total	**$830,000**	**-**	**-**	**-**	**-**	**$830,000**
ST89360014 ITS WIRELESS COMMUNICATION	**Function: Traffic Signal Improvements**				**District: Citywide**	
Expand the City's traffic signal ITS wireless communication system.						
Design	31,354	-	-	-	-	31,354
Construction	315,000	-	-	-	-	315,000
Project Total	**$346,354**	**-**	**-**	**-**	**-**	**$346,354**
ARRA 2009 Streets Stimulus	346,354	-	-	-	-	346,354
Funding Total	**$346,354**	**-**	**-**	**-**	**-**	**$346,354**

Project No. *Project Title*	*2010-11*	*2011-12*	*2012-13*	*2013-14*	*2014-15*	*Total*
ST89360015 VIDEO DETECTION AT FREEWAY INTERCHANGES	**Function: Traffic Signal Improvements**				**District: 1, 2, 3, 4 &**	
Install video detection systems at various freeway interchanges.						
Design	-	-	120,000	-	-	120,000
Construction	-	-	280,000	-	-	280,000
Project Total	-	-	**$400,000**	-	-	**$400,000**
2001 Street Improvements Bonds	-	-	246,000	-	-	246,000
1988 Freeway Mitigation Bonds	-	-	154,000	-	-	154,000
Funding Total	-	-	**$400,000**	-	-	**$400,000**
ST89370001 TRAFFIC COUNT STATIONS			**Function: Traffic Signal Improvements**		**District: Citywide**	
Construct new traffic count stations.						
Construction	97,000	65,000	65,000	65,000	65,000	357,000
Project Total	**$97,000**	**$65,000**	**$65,000**	**$65,000**	**$65,000**	**$357,000**
Arizona Highway User Revenues	97,000	65,000	65,000	65,000	65,000	357,000
Funding Total	**$97,000**	**$65,000**	**$65,000**	**$65,000**	**$65,000**	**$357,000**
PL17650007 SOUTH MOUNTAIN LOOP MITIGATION			**Function: Freeway Projects**		**District: 6 & 7**	
Implement a specific plan to mitigate the impact of the South Mountain Loop freeway on adjacent neighborhoods.						
Estimated full-year ongoing operating costs: $55,000						
Design	12,324	-	-	-	-	12,324
Project Total	**$12,324**	-	-	-	-	**$12,324**
1988 Freeway Mitigation Bonds	12,324	-	-	-	-	12,324
Funding Total	**$12,324**	-	-	-	-	**$12,324**
PL17654101 MARICOPA FREEWAY ENHANCEMENTS			**Function: Freeway Projects**		**District: 7 & 8**	
Maintain artwork underneath the elevated Maricopa Freeway.						
Construction	44,635	-	-	-	-	44,635
Project Total	**$44,635**	-	-	-	-	**$44,635**
1988 Freeway Mitigation Bonds	44,635	-	-	-	-	44,635
Funding Total	**$44,635**	-	-	-	-	**$44,635**
PL17654602 I-17 SPEED HUMPS			**Function: Freeway Projects**		**District: Citywide**	
Implement neighborhood traffic mitigation along the I-17 corridor.						
Estimated full-year ongoing operating costs: $3,000						
Construction	15,900	-	-	-	-	15,900
Project Total	**$15,900**	-	-	-	-	**$15,900**
1988 Freeway Mitigation Bonds	15,900	-	-	-	-	15,900
Funding Total	**$15,900**	-	-	-	-	**$15,900**
PL27653000 OUTER LOOP FREEWAY MITIGATION			**Function: Freeway Projects**		**District: 1 & 2**	
Implement a mitigation plan, if deemed necessary, following ADOT noise analysis study.						
Estimated full-year ongoing operating costs: $45,000						
Design	174,960	-	-	-	-	174,960
Project Total	**$174,960**	-	-	-	-	**$174,960**
2001 Street Improvements Bonds	174,960	-	-	-	-	174,960
Funding Total	**$174,960**	-	-	-	-	**$174,960**

Project No.	*Project Title*	*2010-11*	*2011-12*	*2012-13*	*2013-14*	*2014-15*	*Total*
AR39000002	**SR51 ARTWORK REFURBISHMENT - PERCENT FOR ART**	**Function: Percent for Art**					**District: 4, 6, 7 & 8**
Refurbish existing art elements along State Route 51 from McDowell Road to 32nd Street.							
Construction		-	-	178,565	-	-	178,565
Project Total		-	-	**$178,565**	-	-	**$178,565**
2001 Street Improvements Bonds		-	-	57,404	-	-	57,404
1988 Freeway Mitigation Bonds		-	-	121,161	-	-	121,161
Funding Total		-	-	**$178,565**	-	-	**$178,565**
AR63000012	**19TH AVENUE AND GREENWAY PEDESTRIAN PATH AND BRIDGE PERCENT FOR ART**	**Function: Percent for Art**					**District: 3**
Construct an artist/engineer-designed pedestrian crossing for bicycle path users.							
Construction		1,268,000	-	-	-	-	1,268,000
Project Total		**$1,268,000**	-	-	-	-	**$1,268,000**
Nonprofit Corp Bonds - Wastewater		1,200,000	-	-	-	-	1,200,000
Arizona Highway User Revenues		68,000	-	-	-	-	68,000
Funding Total		**$1,268,000**	-	-	-	-	**$1,268,000**
AR63000013	**ARTERIAL CANAL CROSSING PERCENT FOR ART**	**Function: Percent for Art**					**District: Citywide**
Design enhancements for major street bridges that cross canals.							
Construction		386,800	-	-	-	-	386,800
Project Total		**$386,800**	-	-	-	-	**$386,800**
Nonprofit Corp Bonds - Water		246,800	-	-	-	-	246,800
Arizona Highway User Revenues		140,000	-	-	-	-	140,000
Funding Total		**$386,800**	-	-	-	-	**$386,800**
AR63000014	**LIGHT RAIL CORRIDOR PERCENT FOR ART**	**Function: Percent for Art**					**District: 3, 4 & 5**
Create a public art project along the 19th Avenue Light Rail Corridor.							
Construction		996,000	264,000	400,000	-	-	1,660,000
Project Total		**$996,000**	**$264,000**	**$400,000**	-	-	**$1,660,000**
Nonprofit Corp Bonds - Water		76,000	-	-	-	-	76,000
Nonprofit Corp Bonds - Wastewater		920,000	264,000	400,000	-	-	1,584,000
Funding Total		**$996,000**	**$264,000**	**$400,000**	-	-	**$1,660,000**
AR63000015	**SONORAN BOULEVARD PERCENT FOR ART**	**Function: Percent for Art**					**District: 2**
Design and construct enhancements for bridges and trail connections along Sonoran Blvd.							
Construction		590,000	-	-	-	-	590,000
Project Total		**$590,000**	-	-	-	-	**$590,000**
Arizona Highway User Revenues		590,000	-	-	-	-	590,000
Funding Total		**$590,000**	-	-	-	-	**$590,000**
AR63000018	**PARK AT 47TH AVENUE & ALTA VISTA**	**Function: Percent for Art**					**District: 7**
Design and build landscaping and sculptural enhancements at this unnamed park.							
Construction		-	-	343,650	-	-	343,650
Project Total		-	-	**$343,650**	-	-	**$343,650**
2006 Street Improvement and Storm Sewer Bonds		-	-	343,650	-	-	343,650
Funding Total		-	-	**$343,650**	-	-	**$343,650**

Project No. *Project Title*	*2010-11*	*2011-12*	*2012-13*	*2013-14*	*2014-15*	*Total*
AR63000019 7TH AVENUE STREETSCAPE 2010-11	**Function: Percent for Art**				**District: 4**	
Commission artists to display artwork at 7th Avenue and Glenrosa Avenue.						
Construction	40,000	-	-	-	-	40,000
Project Total	**$40,000**	-	-	-	-	**$40,000**
Arizona Highway User Revenues	40,000	-	-	-	-	40,000
Funding Total	**$40,000**	-	-	-	-	**$40,000**
AR63000020 16TH STREET & BETHANY STREETSCAPE	**Function: Percent for Art**				**District: 6**	
Design artworks as part of Neighborhood Services Department upgrades in the area.						
Construction	-	-	75,557	-	-	75,557
Project Total	-	-	**$75,557**	-	-	**$75,557**
2006 Street Improvement and Storm Sewer Bonds	-	-	75,557	-	-	75,557
Funding Total	-	-	**$75,557**	-	-	**$75,557**
AR63000021 HATCHER RD STREETSCAPE	**Function: Percent for Art**				**District: 3**	
Design integrated features and amenities to improve the streetscape along Hatcher Road, between Central Avenue and 5th Street, in Sunnyslope.						
Construction	-	-	209,711	-	-	209,711
Project Total	-	-	**$209,711**	-	-	**$209,711**
2006 Street Improvement and Storm Sewer Bonds	-	-	100,000	-	-	100,000
2006 Affordable Housing & Neighborhood Revitalization Bonds	-	-	109,711	-	-	109,711
Funding Total	-	-	**$209,711**	-	-	**$209,711**
AR63000022 11TH ST STREETSCAPE VANBUREN-WASHINGTON	**Function: Percent for Art**				**District: 8**	
Design streetscape enhancements that improve pedestrian and transit facilities along the 11th Street bus route, between Van Buren and Washington Streets as part of the City's 11th Street Pedestrian Improvement Project.						
Construction	-	-	83,000	-	-	83,000
Project Total	-	-	**$83,000**	-	-	**$83,000**
Transit 2000 Initiative Revenue	-	-	25,000	-	-	25,000
2006 Street Improvement and Storm Sewer Bonds	-	-	58,000	-	-	58,000
Funding Total	-	-	**$83,000**	-	-	**$83,000**
AR63850001 OTHER STREETS & TRAFFIC IMPROVEMENTS PERCENT FOR ART	**Function: Percent for Art**				**District: Citywide**	
Acquire artwork for street improvement bond projects.						
Construction	-	-	100,000	-	-	100,000
Project Total	-	-	**$100,000**	-	-	**$100,000**
2006 Street Improvement and Storm Sewer Bonds	-	-	100,000	-	-	100,000
Funding Total	-	-	**$100,000**	-	-	**$100,000**

Street Transportation and Drainage

Project No.	*Project Title*	*2010-11*	*2011-12*	*2012-13*	*2013-14*	*2014-15*	*Total*
AR63850013	**STREET LIGHTING RIO SALADO PERCENT FOR ART**	**Function: Percent for Art**				**District: 7 & 8**	

Fabricate and install artist-designed streetlights at several streets crossing the Rio Salado.

Construction	45,600	-	-	-	-	45,600
Project Total	**$45,600**	-	-	-	-	**$45,600**
Arizona Highway User Revenues	45,600	-	-	-	-	45,600
Funding Total	**$45,600**	-	-	-	-	**$45,600**

WASTEWATER

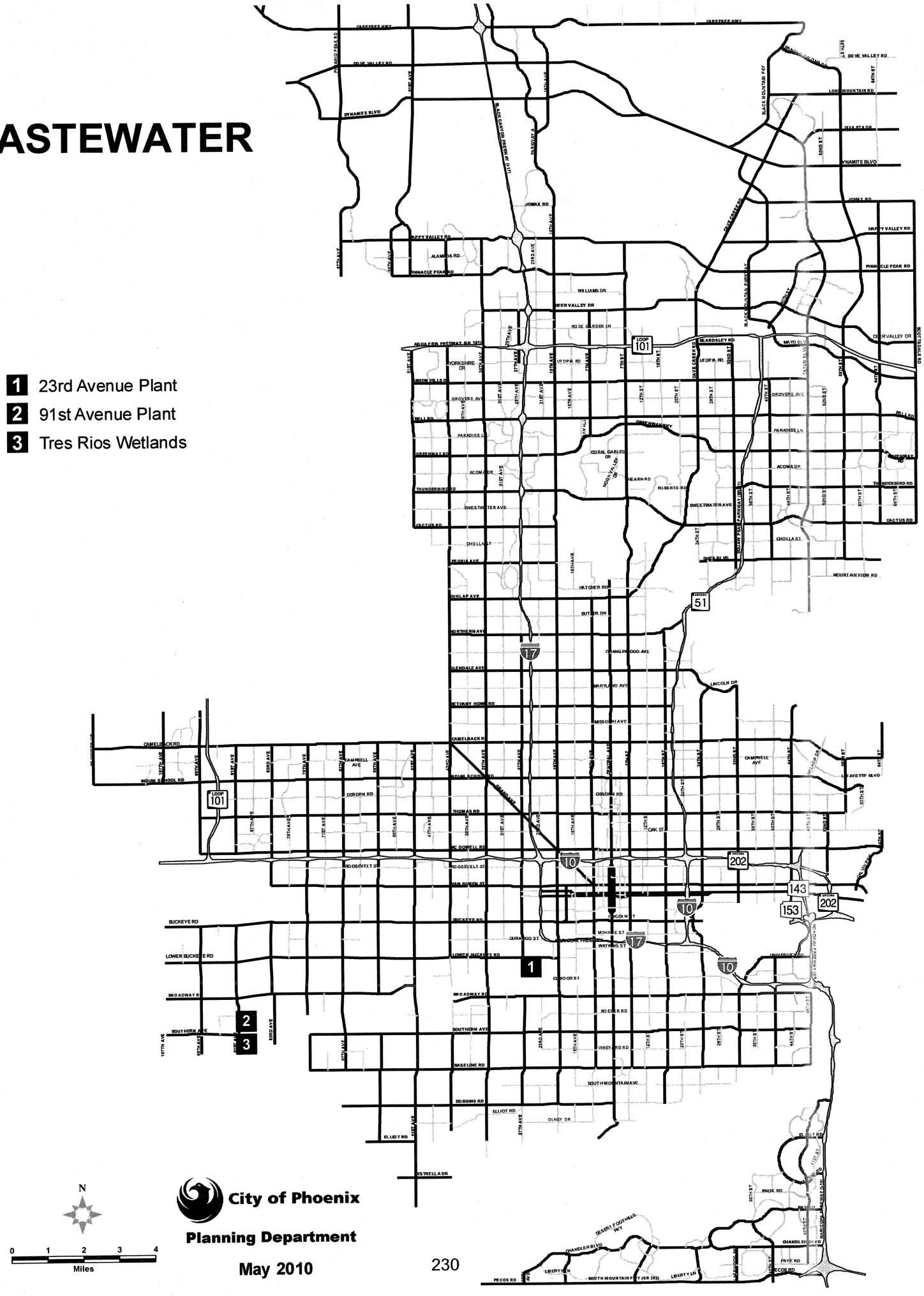
1 23rd Avenue Plant
2 91st Avenue Plant
3 Tres Rios Wetlands
N
0 1 2 3 4
Miles
City of Phoenix
Planning Department
May 2010

Wastewater

The Wastewater program totals $544.9 million and is funded with Wastewater operating revenue, Wastewater nonprofit corporation bonds, impact fees, private participation funds and other cities' participation in the 91st Avenue Wastewater Treatment Plant Subregional Operating Group (SROG) joint venture.

Major Wastewater projects include the following:

- 91st Avenue Wastewater Treatment Plant expansion
- 23rd Avenue Wastewater Treatment Plant three phase digester conversion
- Repair and replacement of wastewater treatment plant equipment
- Construction of the Regional Capacity Management Facility
- Metering station upgrades
- Rehabilitation of Salt River Outfall and Southern Avenue Interceptor Parallel sewers to meet wastewater system flow demands
- Construction of relief sewers citywide
- Sewer lift station improvements and replacements
- Construction of parallel sections of the Broadway Sewer from 32nd Street to 51st Avenue to provide additional capacity
- Rehabilitation of selected sewers of various sizes and materials located throughout the city
- Technology improvements including automatic meter reading
- Various Wastewater management studies, security improvements, staff charges and consultant fees
- Land acquisition and right of way purchases

Wastewater

Capital Improvement Program Summary

Project Summary	2010-11	2011-12	2012-13	2013-14	2014-15	Total
23rd Avenue WWTP	3,497,000	2,358,000	4,332,000	16,353,000	2,924,000	29,464,000
91st Avenue WWTP	12,469,910	4,952,000	6,223,536	7,285,000	22,934,292	53,864,738
91st Avenue WWTP Studies	1,147,000	56,000	2,007,000	-	-	3,210,000
Automation	8,884,694	3,655,200	-	-	-	12,539,894
Buildings	786,000	-	-	-	-	786,000
Lift Stations	4,844,000	5,468,100	3,881,200	4,870,900	9,967,200	29,031,400
Multi-City Sewer Lines	11,296,000	4,657,000	5,877,520	59,659,250	62,642,756	144,132,526
Phoenix Sewers	92,426,597	35,481,726	33,811,338	46,096,601	42,155,684	249,971,946
Security/Fire Compliance	-	-	3,620,800	-	-	3,620,800
Tres Rios	3,526,880	-	-	-	-	3,526,880
Wastewater System Studies	1,779,000	2,887,000	616,000	1,455,000	2,654,000	9,391,000
Debt Issuance Costs	200,000	-	-	-	-	200,000
Percent for Art	3,211,640	600,000	900,000	443,400	-	5,155,040
Total	**$144,068,721**	**$60,115,026**	**$61,269,394**	**$136,163,151**	**$143,277,932**	**$544,894,224**
Source of Funds						
Operating Funds						
Wastewater Operating	82,586,070	47,037,655	47,918,917	78,174,007	62,930,651	318,647,300
Total Operating Funds	**$82,586,070**	**$47,037,655**	**$47,918,917**	**$78,174,007**	**$62,930,651**	**$318,647,300**
Bond Funds						
Nonprofit Corporation Bonds - Wastewater	16,196,667	7,449,208	4,547,149	49,225,375	56,960,760	134,379,159
Nonprofit Corporation Bonds - Water	328,000	-	-	-	-	328,000
Total Bond Funds	**$16,524,667**	**$7,449,208**	**$4,547,149**	**$49,225,375**	**$56,960,760**	**$134,707,159**
Other Financing						
Impact Fees	27,263,996	900,000	-	485,050	6,540,000	35,189,046
Other Cities' Share in Joint Ventures	17,693,988	4,728,163	8,803,328	8,278,719	16,846,521	56,350,719
Total Other Financing	**$44,957,984**	**$5,628,163**	**$8,803,328**	**$8,763,769**	**$23,386,521**	**$91,539,765**
Total Sources of Funds	**$144,068,721**	**$60,115,026**	**$61,269,394**	**$136,163,151**	**$143,277,932**	**$544,894,224**

Wastewater

Project No.	*Project Title*	*2010-11*	*2011-12*	*2012-13*	*2013-14*	*2014-15*	*Total*
WS90200001	**23RD AVENUE WASTEWATER TREATMENT PLANT REPLACEMENT FUND**	**Function: 23rd Avenue WWTP**				**District: 7**	
Repair and replace 23rd Avenue Wastewater Treatment Plant equipment.							
Other		200,000	200,000	200,000	200,000	200,000	1,000,000
Equipment		1,500,000	1,550,000	1,600,000	1,655,000	1,785,000	8,090,000
Project Total		**$1,700,000**	**$1,750,000**	**$1,800,000**	**$1,855,000**	**$1,985,000**	**$9,090,000**
Wastewater Replacement - 23rd Avenue WWTP		1,700,000	1,750,000	1,800,000	1,855,000	1,985,000	9,090,000
Funding Total		**$1,700,000**	**$1,750,000**	**$1,800,000**	**$1,855,000**	**$1,985,000**	**$9,090,000**
WS90200023	**23RD AVE TOXICITY IDENTIFICATION AND REDUCTION EVALUATION**	**Function: 23rd Avenue WWTP**				**District: 7**	
Evaluate toxicity identification and reduction at the 23rd Avenue Wastewater Treatment Plant.							
Study		180,000	-	-	-	-	180,000
Project Total		**$180,000**	-	-	-	-	**$180,000**
Wastewater Revenues		180,000	-	-	-	-	180,000
Funding Total		**$180,000**	-	-	-	-	**$180,000**
WS90200027	**OPERABILITY PHASE II/SUPPORT SYSTEMS**	**Function: 23rd Avenue WWTP**				**District: 7**	
Construct Phase II operational improvements to increase plant efficiency.							
Other		200,000	-	-	-	-	200,000
Project Total		**$200,000**	-	-	-	-	**$200,000**
Wastewater Revenues		200,000	-	-	-	-	200,000
Funding Total		**$200,000**	-	-	-	-	**$200,000**
WS90200033	**23RD AVENUE WASTEWATER TREATMENT PLANT THREE PHASE DIGESTER CONVERSION**	**Function: 23rd Avenue WWTP**				**District: 7**	
Design and construct a three phase digester conversion at the 23rd Avenue Wastewater Treatment Plant. Estimated full-year ongoing operating costs: $320,000							
Other		-	111,000	-	822,000	206,000	1,139,000
Design		-	497,000	-	-	-	497,000
Construction		-	-	-	13,676,000	-	13,676,000
Project Total		-	**$608,000**	-	**$14,498,000**	**$206,000**	**$15,312,000**
Wastewater Revenues		-	-	-	14,498,000	206,000	14,704,000
Nonprofit Corp Bonds - Wastewater		-	608,000	-	-	-	608,000
Funding Total		-	**$608,000**	-	**$14,498,000**	**$206,000**	**$15,312,000**
WS90200037	**INSTRUMENTATION AND CONTROLS INSPECTIONS**	**Function: 23rd Avenue WWTP**				**District: 7**	
Provide inspection for instrumentation and control projects at the 23rd Avenue Wastewater Treatment Plant.							
Other		106,000	-	158,000	-	-	264,000
Design		661,000	-	704,000	-	-	1,365,000
Project Total		**$767,000**	-	**$862,000**	-	-	**$1,629,000**
Wastewater Revenues		767,000	-	862,000	-	-	1,629,000
Funding Total		**$767,000**	-	**$862,000**	-	-	**$1,629,000**

Project No.	*Project Title*	*2010-11*	*2011-12*	*2012-13*	*2013-14*	*2014-15*	*Total*
WS90200038	**23RD AVENUE WASTEWATER TREATMENT PLANT PROCESS CONTROL OPTIMIZATION**	**Function: 23rd Avenue WWTP**				**District: 7**	
Improve efficiency of existing control systems.							
Other		90,000	-	96,000	-	101,000	287,000
Design		560,000	-	593,000	-	632,000	1,785,000
Project Total		**$650,000**	-	**$689,000**	-	**$733,000**	**$2,072,000**
Wastewater Revenues		650,000	-	689,000	-	733,000	2,072,000
Funding Total		**$650,000**	-	**$689,000**	-	**$733,000**	**$2,072,000**
WS90200044	**23RD AVENUE WASTEWATER TREATMENT PLANT LOCAL LIMITS STUDY**	**Function: 23rd Avenue WWTP**				**District: 7**	
Conduct a regulatory study to implement new requirements, procedures and process at the 23rd Avenue Wastewater Treatment Plant.							
Study		-	-	844,000	-	-	844,000
Other		-	-	137,000	-	-	137,000
Project Total		-	-	**$981,000**	-	-	**$981,000**
Wastewater Revenues		-	-	981,000	-	-	981,000
Funding Total		-	-	**$981,000**	-	-	**$981,000**
WS90100001	**91ST AVENUE REPLACEMENT FUND**	**Function: 91st Avenue WWTP**				**District: 7**	
Repair and replace 91st Avenue Wastewater Treatment Plant equipment.							
Other		200,000	200,000	200,000	200,000	200,000	1,000,000
Equipment		4,550,000	3,800,000	3,800,000	3,800,000	3,800,000	19,750,000
Project Total		**$4,750,000**	**$4,000,000**	**$4,000,000**	**$4,000,000**	**$4,000,000**	**$20,750,000**
SROG Replacement Fund		4,750,000	4,000,000	4,000,000	4,000,000	4,000,000	20,750,000
Funding Total		**$4,750,000**	**$4,000,000**	**$4,000,000**	**$4,000,000**	**$4,000,000**	**$20,750,000**
WS90100021	**91ST AVE TOXICITY IDENTIFICATION AND REDUCTION EVALUATION PROGRAM**	**Function: 91st Avenue WWTP**				**District: 7**	
Evaluate toxicity identification and reduction for the 91st Ave Wastewater Treatment Plant.							
Study		90,000	-	-	-	-	90,000
Project Total		**$90,000**	-	-	-	-	**$90,000**
Wastewater Revenues		48,780	-	-	-	-	48,780
SROG - Other Cities Participation		41,220	-	-	-	-	41,220
Funding Total		**$90,000**	-	-	-	-	**$90,000**
WS90100051	**INSTRUMENTATION AND CONTROLS INSPECTION**	**Function: 91st Avenue WWTP**				**District: 7**	
Provide inspection services for instrumentation and controls projects at the 91st Avenue Wastewater Treatment Plant.							
Other		128,000	-	197,000	-	198,000	523,000
Design		1,202,910	-	1,300,536	-	1,407,292	3,910,738
Project Total		**$1,330,910**	-	**$1,497,536**	-	**$1,605,292**	**$4,433,738**
Wastewater Revenues		751,166	-	845,210	-	906,027	2,502,403
SROG - Other Cities Participation		579,744	-	652,326	-	699,265	1,931,335
Funding Total		**$1,330,910**	-	**$1,497,536**	-	**$1,605,292**	**$4,433,738**

Project No.	*Project Title*	*2010-11*	*2011-12*	*2012-13*	*2013-14*	*2014-15*	*Total*
WS90100061	**PROCESS CONTROL OPTIMIZATION**	**Function: 91st Avenue WWTP**				**District: 7**	
Increase efficiency of the existing process control systems.							
Other		90,000	93,000	133,000	212,000	140,000	668,000
Construction		560,000	579,000	593,000	613,000	632,000	2,977,000
	Project Total	**$650,000**	**$672,000**	**$726,000**	**$825,000**	**$772,000**	**$3,645,000**
Wastewater Revenues		366,860	379,277	409,754	465,630	435,717	2,057,238
SROG - Other Cities Participation		283,140	292,723	316,246	359,370	336,283	1,587,762
	Funding Total	**$650,000**	**$672,000**	**$726,000**	**$825,000**	**$772,000**	**$3,645,000**
WS90100062	**SUB-REGIONAL OPERATING GROUP JOINT EXECUTIVE POWER AGREEMENT REPORTING**	**Function: 91st Avenue WWTP**				**District: 7**	
Provide engineering services for the Sub-Regional Operating Group as mandated by the Joint Executive Power Agreement.							
Other		98,000	-	-	-	-	98,000
Design		608,000	-	-	-	-	608,000
	Project Total	**$706,000**	-	-	-	-	**$706,000**
Wastewater Revenues		141,200	-	-	-	-	141,200
SROG - Other Cities Participation		564,800	-	-	-	-	564,800
	Funding Total	**$706,000**	-	-	-	-	**$706,000**
WS90100074	**91ST AVENUE WASTEWATER TREATMENT PLANT SUPPORT SYSTEM UPGRADES**	**Function: 91st Avenue WWTP**				**District: 7**	
Design and construct electrical and fire code improvements at the 91st Avenue Wastewater Treatment Plant.							
Other		-	39,000	-	240,000	60,000	339,000
Design		-	241,000	-	250,000	-	491,000
Construction		-	-	-	1,970,000	-	1,970,000
	Project Total	-	**$280,000**	-	**$2,460,000**	**$60,000**	**$2,800,000**
Wastewater Revenues		-	151,760	-	1,333,320	32,520	1,517,600
SROG - Other Cities Participation		-	128,240	-	1,126,680	27,480	1,282,400
	Funding Total	-	**$280,000**	-	**$2,460,000**	**$60,000**	**$2,800,000**
WS90100079	**91ST AVENUE WASTEWATER TREATMENT PLANT UP05 EXPANSION PUMP STATION AND PIPELINE**	**Function: 91st Avenue WWTP**				**District: 7**	
Final costs for the Tres Rios Pump Station at 91st Avenue Wastewater Treatment Plant and effluent pipeline to the Regulating Overbank Wetlands.							
Other		80,000	-	-	-	-	80,000
Construction		455,000	-	-	-	-	455,000
	Project Total	**$535,000**	-	-	-	-	**$535,000**
Wastewater Revenues		358,557	-	-	-	-	358,557
SROG - Other Cities Participation		176,443	-	-	-	-	176,443
	Funding Total	**$535,000**	-	-	-	-	**$535,000**
WS90100080	**91ST AVENUE WASTEWATER TREATMENT PLANT UP05 EXPANSION 3.5 MILLIONS GALLONS PER DAY CAPACITY**	**Function: 91st Avenue WWTP**				**District: 7**	
Staff time for 91st Avenue Wastewater Treatment Plant capacity contract administration.							
Other		358,000	-	-	-	-	358,000
	Project Total	**$358,000**	-	-	-	-	**$358,000**
Wastewater Revenues		239,932	-	-	-	-	239,932
SROG - Other Cities Participation		118,068	-	-	-	-	118,068
	Funding Total	**$358,000**	-	-	-	-	**$358,000**

Project No.	*Project Title*	*2010-11*	*2011-12*	*2012-13*	*2013-14*	*2014-15*	*Total*
WS90100083	**91ST AVENUE WASTEWATER TREATMENT PLANT UP10 EXPANSION**	**Function: 91st Avenue WWTP**				**District: 7**	
Develop master plan and design expansion of the 91st Avenue Wastewater Treatment Plant (UP10).							
Estimated full-year ongoing operating costs: $1,263,350							
Other		-	-	-	-	677,000	677,000
Design		-	-	-	-	15,820,000	15,820,000
Project Total		-	-	-	-	**$16,497,000**	**$16,497,000**
Wastewater Revenues		-	-	-	-	336,947	336,947
SROG - Other Cities Participation		-	-	-	-	7,186,093	7,186,093
Nonprofit Corp Bonds - Wastewater		-	-	-	-	8,973,960	8,973,960
Funding Total		-	-	-	-	**$16,497,000**	**$16,497,000**
WS90100085	**91ST AVENUE WASTEWATER TREATMENT PLANT PUMPS LOW FLOW**	**Function: 91st Avenue WWTP**				**District: 7**	
Install 10 million gallons per day pumps within the 91st Avenue Wastewater Treatment Plant effluent pump station.							
Construction		335,000	-	-	-	-	335,000
Project Total		**$335,000**	-	-	-	-	**$335,000**
Wastewater Revenues		184,786	-	-	-	-	184,786
SROG - Other Cities Participation		150,214	-	-	-	-	150,214
Funding Total		**$335,000**	-	-	-	-	**$335,000**
WS90100086	**91ST AVENUE WASTEWATER TREATMENT PLANT MOTOR OPERATED FLUSHING GATES**	**Function: 91st Avenue WWTP**				**District: 7**	
Install three motor operated flushing gates to reduce solids settling.							
Construction		495,000	-	-	-	-	495,000
Project Total		**$495,000**	-	-	-	-	**$495,000**
Wastewater Revenues		273,042	-	-	-	-	273,042
SROG - Other Cities Participation		221,958	-	-	-	-	221,958
Funding Total		**$495,000**	-	-	-	-	**$495,000**
WS90100087	**91ST AVENUE WASTEWATER TREATMENT PLANT PRIMARY SLUDGE BOOSTER PUMPS**	**Function: 91st Avenue WWTP**				**District: 7**	
Install primary sludge booster pumps to optimize the control of the digestion process.							
Construction		220,000	-	-	-	-	220,000
Project Total		**$220,000**	-	-	-	-	**$220,000**
Wastewater Revenues		121,352	-	-	-	-	121,352
SROG - Other Cities Participation		98,648	-	-	-	-	98,648
Funding Total		**$220,000**	-	-	-	-	**$220,000**
WS90100089	**91ST AVENUE WASTEWATER TREATMENT PLANT DEWATERING CENTRIFUGE**	**Function: 91st Avenue WWTP**				**District: 7**	
Convert sludge thickening machine to a sludge dewatering machine.							
Other		56,440	-	-	-	-	56,440
Equipment		1,650,000	-	-	-	-	1,650,000
Design		643,560	-	-	-	-	643,560
Construction		650,000	-	-	-	-	650,000
Project Total		**$3,000,000**	-	-	-	-	**$3,000,000**
Wastewater Revenues		1,693,200	-	-	-	-	1,693,200
SROG - Other Cities Participation		1,306,800	-	-	-	-	1,306,800
Funding Total		**$3,000,000**	-	-	-	-	**$3,000,000**

Project No. *Project Title*	*2010-11*	*2011-12*	*2012-13*	*2013-14*	*2014-15*	*Total*
WS90120004 HOLLY ACRES NEIGHBORHOOD PROJECTS	**Function: 91st Avenue WWTP Studies**				**District: 7**	
Design projects to improve neighborhoods near the 91st Avenue Wastewater Treatment Plant.						
Other	35,000	-	-	-	-	35,000
Design	1,000,000	-	-	-	-	1,000,000
Project Total	**$1,035,000**	-	-	-	-	**$1,035,000**
SROG - Brogdon Settlement	1,035,000	-	-	-	-	1,035,000
Funding Total	**$1,035,000**	-	-	-	-	**$1,035,000**
WS90120027 SALINITY RESEARCH AND IMPROVEMENTS PILOT	**Function: 91st Avenue WWTP Studies**				**District: 7**	
Conduct salinity pilot study and related improvements.						
Other	60,000	-	-	-	-	60,000
Project Total	**$60,000**	-	-	-	-	**$60,000**
Wastewater Revenues	33,864	-	-	-	-	33,864
SROG - Other Cities Participation	26,136	-	-	-	-	26,136
Funding Total	**$60,000**	-	-	-	-	**$60,000**
WS90120031 CONCENTRATE MANAGEMENT ALTERNATIVES VIABILITY	**Function: 91st Avenue WWTP Studies**				**District: 7**	
Expand the Central Arizona Salinity Study (CASS) to include concentrate management issues.						
Study	-	50,000	-	-	-	50,000
Other	52,000	6,000	-	-	-	58,000
Project Total	**$52,000**	**$56,000**	-	-	-	**$108,000**
Wastewater Revenues	29,349	31,606	-	-	-	60,955
SROG - Other Cities Participation	22,651	24,394	-	-	-	47,045
Funding Total	**$52,000**	**$56,000**	-	-	-	**$108,000**
WS90120034 91ST AVENUE WASTEWATER TREATMENT PLANT UP15 FLOW AND LOADING PROJECTIONS	**Function: 91st Avenue WWTP Studies**				**District: 7**	
Study flow and loading for the 91st Ave Wastewater Treatment Plant expansion (UP15).						
Study	-	-	885,000	-	-	885,000
Other	-	-	15,000	-	-	15,000
Project Total	-	-	**$900,000**	-	-	**$900,000**
Wastewater Development Occupational Fee	-	-	180,000	-	-	180,000
SROG - Other Cities Participation	-	-	720,000	-	-	720,000
Funding Total	-	-	**$900,000**	-	-	**$900,000**
WS90120037 91ST AVENUE WASTEWATER TREATMENT PLANT LOCAL LIMITS STUDY	**Function: 91st Avenue WWTP Studies**				**District: 7**	
Conduct a regulatory study to implement new requirements, procedures and processes at the 91st Avenue Wastewater Treatment Plant.						
Study	-	-	1,000,000	-	-	1,000,000
Other	-	-	107,000	-	-	107,000
Project Total	-	-	**$1,107,000**	-	-	**$1,107,000**
Wastewater Revenues	-	-	624,791	-	-	624,791
SROG - Other Cities Participation	-	-	482,209	-	-	482,209
Funding Total	-	-	**$1,107,000**	-	-	**$1,107,000**

Project No.	*Project Title*	*2010-11*	*2011-12*	*2012-13*	*2013-14*	*2014-15*	*Total*
WS90660004	**CUSTOMER SERVICE MOBILE FIELD WORK ORDER SYSTEM**	**Function: Automation**				**District: Citywide**	
Mobile wireless equipment for field work order system to interface with the Customer Information System mobile work management system.							
Equipment		856,000	-	-	-	-	856,000
	Project Total	**$856,000**	-	-	-	-	**$856,000**
Nonprofit Corp Bonds - Wastewater		856,000	-	-	-	-	856,000
	Funding Total	**$856,000**	-	-	-	-	**$856,000**
WS90660005	**AUTOMATIC METER READING SYSTEM**	**Function: Automation**				**District: Citywide**	
Install software, hardware and various devices in two man crew vaulted meters.							
Equipment		4,853,494	3,000,000	-	-	-	7,853,494
	Project Total	**$4,853,494**	**$3,000,000**	-	-	-	**$7,853,494**
Wastewater Revenues		4,853,494	3,000,000	-	-	-	7,853,494
	Funding Total	**$4,853,494**	**$3,000,000**	-	-	-	**$7,853,494**
WS90660007	**INFORMATION TECHNOLOGY IMPROVEMENTS**	**Function: Automation**				**District: Citywide**	
Install and configure Oracle software products.							
Study		2,020,200	655,200	-	-	-	2,675,400
	Project Total	**$2,020,200**	**$655,200**	-	-	-	**$2,675,400**
Wastewater Revenues		2,020,200	655,200	-	-	-	2,675,400
	Funding Total	**$2,020,200**	**$655,200**	-	-	-	**$2,675,400**
WS90660008	**LABOR TIME MANAGEMENT**	**Function: Automation**				**District: Citywide**	
Install and configure the PeopleSoft Labor Management Module for more accurate time reporting to office and field personnel.							
Study		315,000	-	-	-	-	315,000
	Project Total	**$315,000**	-	-	-	-	**$315,000**
Wastewater Revenues		315,000	-	-	-	-	315,000
	Funding Total	**$315,000**	-	-	-	-	**$315,000**
WS90660009	**ELECTRONIC BILLING CONSOLIDATION**	**Function: Automation**				**District: Citywide**	
Provide E-billing services to customers interfacing with Oracle Customer Care and Billing System.							
Study		60,000	-	-	-	-	60,000
Other		320,000	-	-	-	-	320,000
Equipment		400,000	-	-	-	-	400,000
Design		60,000	-	-	-	-	60,000
	Project Total	**$840,000**	-	-	-	-	**$840,000**
Wastewater Revenues		840,000	-	-	-	-	840,000
	Funding Total	**$840,000**	-	-	-	-	**$840,000**
WS90450004	**NEW WEST WASTEWATER COLLECTION YARD**	**Function: Buildings**				**District: 5**	
Construct a temporary wastewater collection maintenance yard on the west side of the City.							
Other		118,000	-	-	-	-	118,000
Construction		668,000	-	-	-	-	668,000
	Project Total	**$786,000**	-	-	-	-	**$786,000**
Wastewater Revenues		786,000	-	-	-	-	786,000
	Funding Total	**$786,000**	-	-	-	-	**$786,000**

Wastewater

Project No. / Project Title	2010-11	2011-12	2012-13	2013-14	2014-15	Total
WS90400018 LIFT STATION EXPANSIONS		**Function: Lift Stations**			**District: Citywide**	
Construct lift station expansions.						
Other	-	387,000	386,000	-	208,000	981,000
Construction	110,000	2,542,100	1,952,200	-	1,952,200	6,556,500
Project Total	**$110,000**	**$2,929,100**	**$2,338,200**	-	**$2,160,200**	**$7,537,500**
Wastewater Development Occupational Fee	110,000	2,929,100	2,338,200	-	2,160,200	7,537,500
Funding Total	**$110,000**	**$2,929,100**	**$2,338,200**	-	**$2,160,200**	**$7,537,500**
WS90400019 LIFT STATION 107TH AVENUE AND ROESER		**Function: Lift Stations**			**District: 7**	
Purchase land and design services for a lift station at 107th Avenue and Roeser Road.						
Other	-	-	-	488,250	147,000	635,250
Land Acquisition	-	-	-	1,157,650	-	1,157,650
Design	-	-	-	-	6,525,000	6,525,000
Project Total	-	-	-	**$1,645,900**	**$6,672,000**	**$8,317,900**
Wastewater Revenues	-	-	-	1,160,850	132,000	1,292,850
Impact Fee - Estrella South, Wastewater	-	-	-	485,050	6,540,000	7,025,050
Funding Total	-	-	-	**$1,645,900**	**$6,672,000**	**$8,317,900**
WS90400023 LIFT STATION REPLACEMENT		**Function: Lift Stations**			**District: Citywide**	
Repair and replace sewer lift stations.						
Other	315,000	197,000	203,000	240,000	150,000	1,105,000
Construction	2,953,800	1,280,000	1,340,000	2,985,000	985,000	9,543,800
Project Total	**$3,268,800**	**$1,477,000**	**$1,543,000**	**$3,225,000**	**$1,135,000**	**$10,648,800**
Wastewater Revenues	3,268,800	1,477,000	1,543,000	3,225,000	1,135,000	10,648,800
Funding Total	**$3,268,800**	**$1,477,000**	**$1,543,000**	**$3,225,000**	**$1,135,000**	**$10,648,800**
WS90400025 SCADA UPGRADES FOR WASTEWATER COLLECTION		**Function: Lift Stations**			**District: Citywide**	
Construct the Wastewater Supervisory Control and Data Acquisition (SCADA) system for the collection system.						
Other	108,000	-	-	-	-	108,000
Project Total	**$108,000**	-	-	-	-	**$108,000**
Wastewater Revenues	108,000	-	-	-	-	108,000
Funding Total	**$108,000**	-	-	-	-	**$108,000**
WS90400028 LIFT STATION AT 75TH AVENUE/SOUTHERN		**Function: Lift Stations**			**District: 7**	
Design and construct additional capacity for the 75th Avenue and Southern lift station.						
Estimated full-year ongoing operating costs: $262,000						
Other	39,000	194,000	-	-	-	233,000
Design	193,000	-	-	-	-	193,000
Construction	-	868,000	-	-	-	868,000
Project Total	**$232,000**	**$1,062,000**	-	-	-	**$1,294,000**
Wastewater Revenues	23,989	162,000	-	-	-	185,989
Impact Fee - Laveen West, Wastewater	208,011	900,000	-	-	-	1,108,011
Funding Total	**$232,000**	**$1,062,000**	-	-	-	**$1,294,000**

Project No. *Project Title*	*2010-11*	*2011-12*	*2012-13*	*2013-14*	*2014-15*	*Total*
WS90400057 LIFT STATION 53 UPGRADES	**Function: Lift Stations**				**District: 3**	
Upgrade electrical and security equipment at lift station 53.						
Other	112,000	-	-	-	-	112,000
Design	120,000	-	-	-	-	120,000
Construction	892,000	-	-	-	-	892,000
Project Total	**$1,124,000**	-	-	-	-	**$1,124,000**
Wastewater Revenues	1,124,000	-	-	-	-	1,124,000
Funding Total	**$1,124,000**	-	-	-	-	**$1,124,000**
WS90400060 CONSTRUCT DRIVEWAY, LIFT STATION 51	**Function: Lift Stations**				**District: 2**	
Construct driveway for Lift Station 51.						
Other	1,200	-	-	-	-	1,200
Project Total	**$1,200**	-	-	-	-	**$1,200**
Wastewater Revenues	1,200	-	-	-	-	1,200
Funding Total	**$1,200**	-	-	-	-	**$1,200**
WS90160011 SALT RIVER OUTFALL SEWER ODOR STUDY	**Function: Multi-City Sewer Lines**				**District: 7 & 8**	
Purchase land, design and construct various control treatment facilities along the Salt River Outfall and Southern Avenue interceptor sewer lines.						
Other	-	-	-	304,000	190,000	494,000
Land Acquisition	-	-	-	5,058,250	-	5,058,250
Design	-	-	-	2,600,000	-	2,600,000
Construction	-	-	-	300,000	-	300,000
Project Total	-	-	-	**$8,262,250**	**$190,000**	**$8,452,250**
Wastewater Revenues	-	-	-	3,873,025	87,876	3,960,901
SROG - Other Cities Participation	-	-	-	4,389,225	102,124	4,491,349
Funding Total	-	-	-	**$8,262,250**	**$190,000**	**$8,452,250**
WS90160036 SALT RIVER OUTFALL SANITARY SEWER REHABILITATION	**Function: Multi-City Sewer Lines**				**District: Various**	
Design unlined concrete sewers for the Salt River Outfall sewer line.						
Other	-	100,000	57,000	-	-	157,000
Design	-	1,892,000	-	-	-	1,892,000
Project Total	-	**$1,992,000**	**$57,000**	-	-	**$2,049,000**
SROG - Other Cities Participation	-	867,716	24,829	-	-	892,545
Nonprofit Corp Bonds - Wastewater	-	1,124,284	32,171	-	-	1,156,455
Funding Total	-	**$1,992,000**	**$57,000**	-	-	**$2,049,000**
WS90160039 LINED CONCRETE REHABILITATION SOUTHERN AVENUE INTERCEPTOR/99TH AVENUE	**Function: Multi-City Sewer Lines**				**District: 7**	
Construct improvements to the Southern Ave interceptor.						
Other	-	105,000	60,000	-	-	165,000
Construction	-	1,970,000	-	-	-	1,970,000
Project Total	-	**$2,075,000**	**$60,000**	-	-	**$2,135,000**
Wastewater Revenues	-	788,085	22,788	-	-	810,873
SROG - Other Cities Participation	-	1,286,915	37,212	-	-	1,324,127
Funding Total	-	**$2,075,000**	**$60,000**	-	-	**$2,135,000**

Wastewater

Project No.	Project Title	2010-11	2011-12	2012-13	2013-14	2014-15	Total
WS90160064	**SUB-REGIONAL OPERATING GROUP SEWER METERING STATION UPGRADES**	**Function: Multi-City Sewer Lines**				**District: Citywide**	
Upgrade the metering stations for the Sub-Regional Operating Group at various locations.							
Estimated full-year ongoing operating costs: $17,000							
Other		451,000	-	221,000	68,000	-	740,000
Design		896,000	-	-	-	-	896,000
Construction		8,003,000	-	4,553,520	-	-	12,556,520
Project Total		**$9,350,000**	-	**$4,774,520**	**$68,000**	-	**$14,192,520**
Wastewater Revenues		1,870,000	-	954,904	13,600	-	2,838,504
SROG - Other Cities Participation		7,480,000	-	3,819,616	54,400	-	11,354,016
Funding Total		**$9,350,000**	-	**$4,774,520**	**$68,000**	-	**$14,192,520**
WS90160072	**99TH AVENUE TOLLESON WASTEWATER TREATMENT PLANT TO CAMELBACK ROAD**	**Function: Multi-City Sewer Lines**				**District: 5 & 7**	
Design 99th Avenue sewer from the Tolleson Wastewater Treatment Plant to Camelback Road.							
Other		-	-	89,000	-	-	89,000
Design		-	-	897,000	-	-	897,000
Project Total		-	-	**$986,000**	-	-	**$986,000**
Wastewater Revenues		-	-	131,631	-	-	131,631
SROG - Other Cities Participation		-	-	854,369	-	-	854,369
Funding Total		-	-	**$986,000**	-	-	**$986,000**
WS90160077	**REGIONAL CAPACITY MANAGEMENT FACILITY**	**Function: Multi-City Sewer Lines**				**District: 7**	
Acquire land for the Regional Capacity Management Facility.							
Other		-	-	-	93,797	-	93,797
Land Acquisition		-	-	-	25,294,203	-	25,294,203
Project Total		-	-	-	**$25,388,000**	-	**$25,388,000**
Wastewater Revenues		-	-	-	60,000	-	60,000
Nonprofit Corp Bonds - Wastewater		-	-	-	25,328,000	-	25,328,000
Funding Total		-	-	-	**$25,388,000**	-	**$25,388,000**
WS90160080	**REGIONAL CAPACITY MANAGEMENT FACILITY CONSTRUCTION-23RD AVENUE WASTEWATER TREATMENT PLANT**	**Function: Multi-City Sewer Lines**				**District: 7**	
Construction and project administration of Regional Capacity Management Facilities Program (Phase 1).							
Other		-	-	-	471,204	-	471,204
Design		-	-	-	2,728,021	-	2,728,021
Construction		-	-	-	22,741,775	-	22,741,775
Project Total		-	-	-	**$25,941,000**	-	**$25,941,000**
Wastewater Revenues		-	-	-	2,487,025	-	2,487,025
Nonprofit Corp Bonds - Wastewater		-	-	-	23,453,975	-	23,453,975
Funding Total		-	-	-	**$25,941,000**	-	**$25,941,000**

Project No. *Project Title*	*2010-11*	*2011-12*	*2012-13*	*2013-14*	*2014-15*	*Total*
WS90160082 SROG INTERCEPTOR CAPACITY EVALUATION	**Function: Multi-City Sewer Lines**				**District: 7**	
Review and evaluate modeling effort assumptions for the Regional Capacity Management Facility (RCMF) Master Plan.						
Study	1,192,000	-	-	-	-	1,192,000
Other	54,000	-	-	-	-	54,000
Project Total	**$1,246,000**	-	-	-	-	**$1,246,000**
Wastewater Revenues	311,500	-	-	-	-	311,500
SROG - Other Cities Participation	934,500	-	-	-	-	934,500
Funding Total	**$1,246,000**	-	-	-	-	**$1,246,000**
WS90160083 SROG INTERCEPTOR CAPACITY EVALUATION-PHOENIX STUDY	**Function: Multi-City Sewer Lines**				**District: 7**	
Review and update tributary sewage collection basin hydrographs. Update approach to managing dry and wet weather flows discharged into the SROG interceptors and 99th Avenue interceptor.						
Study	-	482,000	-	-	-	482,000
Other	-	108,000	-	-	-	108,000
Project Total	-	**$590,000**	-	-	-	**$590,000**
Nonprofit Corp Bonds - Wastewater	-	590,000	-	-	-	590,000
Funding Total	-	**$590,000**	-	-	-	**$590,000**
WS90160084 SROG INTERCEPTOR CAPACITY EVALUATION-PHOENIX & TEMPE IMPLEMENTATION	**Function: Multi-City Sewer Lines**				**District: 7**	
Construct the SROG Interceptor Capacity Plan to monitor and control local response to dry and wet weather hydrographs.						
Other	-	-	-	-	1,440,000	1,440,000
Construction	-	-	-	-	61,012,756	61,012,756
Project Total	-	-	-	-	**$62,452,756**	**$62,452,756**
Wastewater Revenues	-	-	-	-	4,617,280	4,617,280
Wastewater Development Occupational Fee	-	-	-	-	3,890,200	3,890,200
SROG - Other Cities Participation	-	-	-	-	6,245,276	6,245,276
Nonprofit Corp Bonds - Wastewater	-	-	-	-	47,700,000	47,700,000
Funding Total	-	-	-	-	**$62,452,756**	**$62,452,756**
WS90160085 SALT RIVER OUTFALL 59TH AVENUE FLOW MONITORING	**Function: Multi-City Sewer Lines**				**District: 7**	
Manage flows in the 59th Avenue reach of the Salt River Outfall from storm flows by providing automated control to transfer peak flows from the Salt River Outfall to the 23rd Ave Wastewater Treatment Plant.						
Other	24,500	-	-	-	-	24,500
Design	160,000	-	-	-	-	160,000
Construction	515,500	-	-	-	-	515,500
Project Total	**$700,000**	-	-	-	-	**$700,000**
Wastewater Revenues	700,000	-	-	-	-	700,000
Funding Total	**$700,000**	-	-	-	-	**$700,000**

Wastewater

Project No. Project Title	2010-11	2011-12	2012-13	2013-14	2014-15	Total
WS90500012 SEWER MANHOLE/STRUCTURE REPLACEMENT	**Function: Phoenix Sewers**					**District: Citywide**
Replace deteriorated sewer mains and manholes.						
Other	700,000	700,000	700,000	700,000	700,000	3,500,000
Construction	780,000	600,000	600,000	600,000	600,000	3,180,000
Project Total	**$1,480,000**	**$1,300,000**	**$1,300,000**	**$1,300,000**	**$1,300,000**	**$6,680,000**
Wastewater System Replacement - Lines	354,000	300,000	300,000	300,000	300,000	1,554,000
Wastewater Revenues	1,126,000	1,000,000	1,000,000	1,000,000	1,000,000	5,126,000
Funding Total	**$1,480,000**	**$1,300,000**	**$1,300,000**	**$1,300,000**	**$1,300,000**	**$6,680,000**
WS90500013 SEWER SERVICE CONNECTIONS	**Function: Phoenix Sewers**					**District: Citywide**
Install new sewer connections.						
Other	270,000	270,000	270,000	270,000	270,000	1,350,000
Project Total	**$270,000**	**$270,000**	**$270,000**	**$270,000**	**$270,000**	**$1,350,000**
Wastewater Revenues	270,000	270,000	270,000	270,000	270,000	1,350,000
Funding Total	**$270,000**	**$270,000**	**$270,000**	**$270,000**	**$270,000**	**$1,350,000**
WS90500021 SEWERS AHEAD OF STREET IMPROVEMENTS	**Function: Phoenix Sewers**					**District: Citywide**
Construct sanitary sewers ahead of street construction.						
Other	36,000	-	-	-	-	36,000
Construction	300,000	-	-	-	-	300,000
Project Total	**$336,000**	-	-	-	-	**$336,000**
Wastewater Revenues	336,000	-	-	-	-	336,000
Funding Total	**$336,000**	-	-	-	-	**$336,000**
WS90500023 WASTEWATER CONSTRUCTION CONTINGENCIES	**Function: Phoenix Sewers**					**District: Citywide**
Construction contingency for change orders, inflationary increases and other unexpected costs.						
Construction	8,296,612	7,596,726	7,830,338	14,531,601	18,483,684	56,738,961
Project Total	**$8,296,612**	**$7,596,726**	**$7,830,338**	**$14,531,601**	**$18,483,684**	**$56,738,961**
Wastewater Revenues	3,992,132	941,627	3,553,289	12,182,557	15,675,884	36,345,489
Wastewater Development Occupational Fee	-	-	449,000	-	271,000	720,000
SROG - Other Cities Participation	3,039,355	2,128,175	1,896,521	2,349,044	2,250,000	11,663,095
Nonprofit Corp Bonds - Wastewater	1,265,125	4,526,924	1,931,528	-	286,800	8,010,377
Funding Total	**$8,296,612**	**$7,596,726**	**$7,830,338**	**$14,531,601**	**$18,483,684**	**$56,738,961**
WS90500107 SEWER RELOCATIONS FOR LIGHT RAIL	**Function: Phoenix Sewers**					**District: 4, 5, 7 & 8**
Relocate sewers for Light Rail transit.						
Construction	1,900,000	-	-	-	-	1,900,000
Project Total	**$1,900,000**	-	-	-	-	**$1,900,000**
Nonprofit Corp Bonds - Wastewater	1,900,000	-	-	-	-	1,900,000
Funding Total	**$1,900,000**	-	-	-	-	**$1,900,000**

Project No. Project Title	2010-11	2011-12	2012-13	2013-14	2014-15	Total
WS90500115 LINED CONCRETE REHABILITATION	**Function: Phoenix Sewers**				**District: Citywide**	
Rehabilitate Phoenix lined concrete sewers.						
Other	285,000	285,000	407,000	651,000	410,000	2,038,000
Construction	2,659,000	2,659,000	2,659,000	2,659,000	2,689,000	13,325,000
Project Total	**$2,944,000**	**$2,944,000**	**$3,066,000**	**$3,310,000**	**$3,099,000**	**$15,363,000**
Wastewater Revenues	-	2,944,000	3,066,000	3,310,000	3,099,000	12,419,000
Nonprofit Corp Bonds - Wastewater	2,944,000	-	-	-	-	2,944,000
Funding Total	**$2,944,000**	**$2,944,000**	**$3,066,000**	**$3,310,000**	**$3,099,000**	**$15,363,000**
WS90500118 SMALL DIAMETER SEWER REHABILITATION	**Function: Phoenix Sewers**				**District: Citywide**	
Rehabilitate small diameter sewers.						
Other	280,000	406,000	936,000	1,221,000	947,000	3,790,000
Construction	2,635,000	2,955,000	4,629,000	12,925,000	6,205,000	29,349,000
Project Total	**$2,915,000**	**$3,361,000**	**$5,565,000**	**$14,146,000**	**$7,152,000**	**$33,139,000**
Wastewater Revenues	2,915,000	3,361,000	5,565,000	14,146,000	7,152,000	33,139,000
Funding Total	**$2,915,000**	**$3,361,000**	**$5,565,000**	**$14,146,000**	**$7,152,000**	**$33,139,000**
WS90500141 INSTRUMENTATION AND CONTROL INSPECTIONS COLLECTION SYSTEM	**Function: Phoenix Sewers**				**District: Citywide**	
Inspect instrumentation and controls for sewer collection system projects as needed.						
Other	106,000	-	202,000	-	-	308,000
Design	661,000	-	704,000	-	-	1,365,000
Project Total	**$767,000**	-	**$906,000**	-	-	**$1,673,000**
Wastewater Revenues	767,000	-	906,000	-	-	1,673,000
Funding Total	**$767,000**	-	**$906,000**	-	-	**$1,673,000**
WS90500144 BROADWAY ROAD PARALLEL SEWER	**Function: Phoenix Sewers**				**District: 7 & 8**	
Construct parallel sections for the Broadway Road sewer from 32nd Street to 51st Avenue.						
Other	723,000	792,000	507,000	-	-	2,022,000
Construction	14,675,000	10,519,000	2,088,000	-	-	27,282,000
Project Total	**$15,398,000**	**$11,311,000**	**$2,595,000**	-	-	**$29,304,000**
Wastewater Revenues	7,442,875	6,910,000	475,000	-	-	14,827,875
Wastewater Development Occupational Fee	7,955,125	4,401,000	436,550	-	-	12,792,675
Nonprofit Corp Bonds - Wastewater	-	-	1,683,450	-	-	1,683,450
Funding Total	**$15,398,000**	**$11,311,000**	**$2,595,000**	-	-	**$29,304,000**
WS90500161 RELIEF SEWERS CITYWIDE	**Function: Phoenix Sewers**				**District: Citywide**	
Construct relief sewers citywide.						
Other	351,000	524,000	1,196,000	1,420,000	748,000	4,239,000
Construction	12,044,000	6,947,000	9,924,000	9,924,000	9,924,000	48,763,000
Project Total	**$12,395,000**	**$7,471,000**	**$11,120,000**	**$11,344,000**	**$10,672,000**	**$53,002,000**
Wastewater Revenues	8,394,520	3,971,000	3,476,000	11,344,000	10,672,000	37,857,520
Wastewater Development Occupational Fee	1,749,147	3,500,000	7,644,000	-	-	12,893,147
Nonprofit Corp Bonds - Wastewater	2,251,333	-	-	-	-	2,251,333
Funding Total	**$12,395,000**	**$7,471,000**	**$11,120,000**	**$11,344,000**	**$10,672,000**	**$53,002,000**

Wastewater

Project No. *Project Title*	*2010-11*	*2011-12*	*2012-13*	*2013-14*	*2014-15*	*Total*
WS90500175 WASTEWATER IMPACT FEE CONTINGENCY	**Function: Phoenix Sewers**					**District: Citywide**
Provide available funding for programming various impact fee areas as projects are identified.						
Construction	3,288,721	-	-	-	-	3,288,721
Project Total	**$3,288,721**	-	-	-	-	**$3,288,721**
Impact Fee - Laveen East, Wastewater	100,000	-	-	-	-	100,000
Impact Fee - Estrella South, Wastewater	2,613,000	-	-	-	-	2,613,000
Impact Fee - Estrella North, Wastewater	32,000	-	-	-	-	32,000
Impact Fee - Deer Valley 3, Wastewater	15,000	-	-	-	-	15,000
Impact Fee - Deer Valley 2, Wastewater	28,000	-	-	-	-	28,000
Impact Fee - Deer Valley 1, Wastewater	41,974	-	-	-	-	41,974
Impact Fee - Ahwatukee East, Wastewater	458,747	-	-	-	-	458,747
Funding Total	**$3,288,721**	-	-	-	-	**$3,288,721**
WS90500197 WASTEWATER IMPROVEMENT DISTRICT FUND	**Function: Phoenix Sewers**					**District: Citywide**
Construction of new sewer lines in sewer improvement district areas.						
Design	100,000	-	-	-	-	100,000
Construction	900,000	-	-	-	-	900,000
Project Total	**$1,000,000**	-	-	-	-	**$1,000,000**
Wastewater Revenues	1,000,000	-	-	-	-	1,000,000
Funding Total	**$1,000,000**	-	-	-	-	**$1,000,000**
WS90500223 PURCHASE ROW FOR LAVEEN MASTER PLAN SEWER	**Function: Phoenix Sewers**					**District: 7**
Complete right-of-way purchase for Laveen sewers.						
Land Acquisition	2,697,000	-	-	-	-	2,697,000
Project Total	**$2,697,000**	-	-	-	-	**$2,697,000**
Impact Fee - Laveen West, Wastewater	2,697,000	-	-	-	-	2,697,000
Funding Total	**$2,697,000**	-	-	-	-	**$2,697,000**
WS90500224 SEWER RELOCATION 19TH AVENUE: BETHANY HOME ROAD - DUNLAP AVENUE	**Function: Phoenix Sewers**					**District: 1, 4 & 5**
Construct sewer relocations on 19th Avenue between Bethany Home Road and Dunlap Avenue.						
Other	861,000	200,000	-	-	-	1,061,000
Design	623,000	-	-	-	-	623,000
Construction	12,500,000	-	-	-	-	12,500,000
Project Total	**$13,984,000**	**$200,000**	-	-	-	**$14,184,000**
Wastewater Revenues	13,984,000	200,000	-	-	-	14,184,000
Funding Total	**$13,984,000**	**$200,000**	-	-	-	**$14,184,000**
WS90500232 SEWER ANNUAL EMERGENCY REPAIR CONTRACT	**Function: Phoenix Sewers**					**District: Citywide**
Replace and repair sewer mains and other sewer system items as needed.						
Other	174,000	84,000	190,000	197,000	147,000	792,000
Design	100,000	105,000	110,000	115,000	120,000	550,000
Construction	815,000	839,000	859,000	883,000	912,000	4,308,000
Project Total	**$1,089,000**	**$1,028,000**	**$1,159,000**	**$1,195,000**	**$1,179,000**	**$5,650,000**
Wastewater Revenues	1,089,000	1,028,000	1,159,000	1,195,000	1,179,000	5,650,000
Funding Total	**$1,089,000**	**$1,028,000**	**$1,159,000**	**$1,195,000**	**$1,179,000**	**$5,650,000**

Wastewater

Project No. *Project Title*	*2010-11*	*2011-12*	*2012-13*	*2013-14*	*2014-15*	*Total*
WS90500235 NORTHERN WASTEWATER DESERT VIEW	**Function: Phoenix Sewers**				**District: 2**	
Construct large growth-related wastewater infrastructure in the Desert View area.						
Construction	7,762,000	-	-	-	-	7,762,000
Project Total	**$7,762,000**	-	-	-	-	**$7,762,000**
Impact Fee - Desert View, Wastewater	7,762,000	-	-	-	-	7,762,000
Funding Total	**$7,762,000**	-	-	-	-	**$7,762,000**
WS90500236 NORTHERN WASTEWATER NORTH GATEWAY	**Function: Phoenix Sewers**				**District: 1 & 2**	
Construct large growth-related wastewater infrastructure in the North Gateway area.						
Construction	9,472,000	-	-	-	-	9,472,000
Project Total	**$9,472,000**	-	-	-	-	**$9,472,000**
Impact Fee - North Gateway, Wastewater	9,472,000	-	-	-	-	9,472,000
Funding Total	**$9,472,000**	-	-	-	-	**$9,472,000**
WS90500237 SOUTHERN WASTEWATER LAVEEN WEST	**Function: Phoenix Sewers**				**District: 7**	
Construct large growth-related wastewater infrastructure in the Laveen West area.						
Construction	3,836,264	-	-	-	-	3,836,264
Project Total	**$3,836,264**	-	-	-	-	**$3,836,264**
Impact Fee - Laveen West, Wastewater	3,836,264	-	-	-	-	3,836,264
Funding Total	**$3,836,264**	-	-	-	-	**$3,836,264**
WS90500238 2010 RELIEF SEWERS DESIGN - NORTHWEST PHOENIX	**Function: Phoenix Sewers**				**District: 1**	
Design relief sewer projects in the northwest Phoenix area.						
Design	228,000	-	-	-	-	228,000
Project Total	**$228,000**	-	-	-	-	**$228,000**
Wastewater Development Occupational Fee	228,000	-	-	-	-	228,000
Funding Total	**$228,000**	-	-	-	-	**$228,000**
WS90500241 2010 RELIEF SEWERS DESIGN - SOUTHWEST PHOENIX	**Function: Phoenix Sewers**				**District: 6**	
Design relief sewer projects in southwest Phoenix.						
Land Acquisition	383,000	-	-	-	-	383,000
Project Total	**$383,000**	-	-	-	-	**$383,000**
Wastewater Development Occupational Fee	383,000	-	-	-	-	383,000
Funding Total	**$383,000**	-	-	-	-	**$383,000**
WS90500248 SMALL DIAMETER SANITARY SEWER REHABILITATION	**Function: Phoenix Sewers**				**District: 6 & 8**	
Support small diameter sewer rehabilitation in the Downtown Phoenix and Phoenix Zoo area						
Other	25,000	-	-	-	-	25,000
Project Total	**$25,000**	-	-	-	-	**$25,000**
Nonprofit Corp Bonds - Wastewater	25,000	-	-	-	-	25,000
Funding Total	**$25,000**	-	-	-	-	**$25,000**

Wastewater

Project No. *Project Title*	*2010-11*	*2011-12*	*2012-13*	*2013-14*	*2014-15*	*Total*
WS90500249 NORTH EAST PHOENIX RELIEF SEWER	**Function: Phoenix Sewers**					**District: 3 & 6**
Support sanitary sewer construction at Cactus Road from 32nd Street to SR-51, Mountain View from 60th Place to 64th Street and 24th Street from Missouri Avenue to Bethany Home Road.						
Other	365,000	-	-	-	-	365,000
Project Total	**$365,000**	-	-	-	-	**$365,000**
Nonprofit Corp Bonds - Wastewater	365,000	-	-	-	-	365,000
Funding Total	**$365,000**	-	-	-	-	**$365,000**
WS90500251 RELIEF SEWER IMPROVEMENTS CENTRAL PHOENIX	**Function: Phoenix Sewers**					**District: 4, 7 & 8**
Construct sanitary sewers improvements near 7th Street at Whitton Avenue and Willetta Street east of 7th Street.						
Other	75,000	-	-	-	-	75,000
Construction	300,000	-	-	-	-	300,000
Project Total	**$375,000**	-	-	-	-	**$375,000**
Nonprofit Corp Bonds - Wastewater	375,000	-	-	-	-	375,000
Funding Total	**$375,000**	-	-	-	-	**$375,000**
WS90500252 RELIEF SEWER IMPROVEMENTS SOUTH PHOENIX	**Function: Phoenix Sewers**					**District: 7 & 8**
Construct sanitary sewers improvements near 35th Avenue between Gibson Lane and Lower Buckeye Road / 24th Street between Chipman Road and Mobile Lane / 40th Street and Broadway Road.						
Other	220,000	-	-	-	-	220,000
Construction	1,000,000	-	-	-	-	1,000,000
Project Total	**$1,220,000**	-	-	-	-	**$1,220,000**
Nonprofit Corp Bonds - Wastewater	1,220,000	-	-	-	-	1,220,000
Funding Total	**$1,220,000**	-	-	-	-	**$1,220,000**
WS90800002 SECURITY IMPROVEMENTS REMOTE FACILITIES	**Function: Security/Fire Compliance**					**District: Citywide**
Construct security improvements at remote facilities.						
Other	-	-	598,000	-	-	598,000
Construction	-	-	3,022,800	-	-	3,022,800
Project Total	-	-	**$3,620,800**	-	-	**$3,620,800**
Wastewater Revenues	-	-	3,620,800	-	-	3,620,800
Funding Total	-	-	**$3,620,800**	-	-	**$3,620,800**
WS90140006 TRES RIOS FLOOD CONTROL AND ECOSYSTEM RESTORATION	**Function: Tres Rios**					**District: 7**
Design the Tres Rios/Flood Control ecosystem project. Estimated full-year ongoing operating costs: $360,656						
Other	300,000	-	-	-	-	300,000
Design	3,226,880	-	-	-	-	3,226,880
Project Total	**$3,526,880**	-	-	-	-	**$3,526,880**
SROG - Other Cities Participation	1,615,311	-	-	-	-	1,615,311
Nonprofit Corp Bonds - Wastewater	1,911,569	-	-	-	-	1,911,569
Funding Total	**$3,526,880**	-	-	-	-	**$3,526,880**

Project No. *Project Title*	*2010-11*	*2011-12*	*2012-13*	*2013-14*	*2014-15*	*Total*
WS90700031 ON-CALL CONTROL SYSTEM PROGRAMMING	**Function: Wastewater System Studies**					**District: Citywide**
Provide on-call consultant services for control system programming as necessary.						
Study	99,000	-	-	-	-	99,000
Project Total	**$99,000**	-	-	-	-	**$99,000**
Wastewater Revenues	99,000	-	-	-	-	99,000
Funding Total	**$99,000**	-	-	-	-	**$99,000**
WS90700032 PROCESS CONTROL OPTIMIZATION	**Function: Wastewater System Studies**					**District: Citywide**
Study process control optimization for the collection system.						
Study	330,000	627,000	-	685,000	-	1,642,000
Other	-	101,000	-	154,000	-	255,000
Project Total	**$330,000**	**$728,000**	-	**$839,000**	-	**$1,897,000**
Wastewater Revenues	330,000	728,000	-	839,000	-	1,897,000
Funding Total	**$330,000**	**$728,000**	-	**$839,000**	-	**$1,897,000**
WS90700038 CAPITAL IMPROVEMENT PROGRAM PROJECT CONTROLS SYSTEM IMPLEMENTATION	**Function: Wastewater System Studies**					**District: Citywide**
Provide for additional costs and implementation of Capital Improvement Program Controls System.						
Other	734,000	-	-	-	-	734,000
Project Total	**$734,000**	-	-	-	-	**$734,000**
Wastewater Revenues	734,000	-	-	-	-	734,000
Funding Total	**$734,000**	-	-	-	-	**$734,000**
WS90700042 WASTEWATER DEVELOPMENT PLANNING	**Function: Wastewater System Studies**					**District: Citywide**
Wastewater engineering labor charges for developer projects.						
Other	616,000	616,000	616,000	616,000	616,000	3,080,000
Project Total	**$616,000**	**$616,000**	**$616,000**	**$616,000**	**$616,000**	**$3,080,000**
Wastewater Development Occupational Fee	616,000	616,000	616,000	616,000	616,000	3,080,000
Funding Total	**$616,000**	**$616,000**	**$616,000**	**$616,000**	**$616,000**	**$3,080,000**
WS90700047 WASTEWATER SYSTEM MASTER PLAN	**Function: Wastewater System Studies**					**District: Citywide**
Conduct Wastewater master plan study.						
Study	-	1,394,000	-	-	-	1,394,000
Other	-	149,000	-	-	-	149,000
Project Total	-	**$1,543,000**	-	-	-	**$1,543,000**
Wastewater Revenues	-	1,543,000	-	-	-	1,543,000
Funding Total	-	**$1,543,000**	-	-	-	**$1,543,000**
WS90700048 WASTEWATER SYSTEM MASTER PLAN	**Function: Wastewater System Studies**					**District: Citywide**
Prepare Wastewater collection system master plan study.						
Other	-	-	-	-	196,000	196,000
Design	-	-	-	-	1,842,000	1,842,000
Project Total	-	-	-	-	**$2,038,000**	**$2,038,000**
Wastewater Revenues	-	-	-	-	168,000	168,000
Wastewater Development Occupational Fee	-	-	-	-	1,870,000	1,870,000
Funding Total	-	-	-	-	**$2,038,000**	**$2,038,000**

Project No.	*Project Title*	*2010-11*	*2011-12*	*2012-13*	*2013-14*	*2014-15*	*Total*
BISAN20090	**BOND ISSUANCE COSTS - WASTEWATER**	**Function: Debt Issuance Costs**				**District: Citywide**	
Bond issuance costs for Wastewater bond anticipation notes.							
Other		200,000	-	-	-	-	200,000
Project Total		**$200,000**	-	-	-	-	**$200,000**
Nonprofit Corp Bonds - Wastewater		200,000	-	-	-	-	200,000
Funding Total		**$200,000**	-	-	-	-	**$200,000**
AR84900005	**REACH 11 TRAIL & RECREATION ENHANCEMENTS PERCENT FOR ART**	**Function: Percent for Art**				**District: 2**	
Design and fabricate shade structures and other enhancements throughout the Reach 11 recreation corridor.							
Construction		1,336,640	-	-	-	-	1,336,640
Project Total		**$1,336,640**	-	-	-	-	**$1,336,640**
Nonprofit Corp Bonds - Water		328,000	-	-	-	-	328,000
Nonprofit Corp Bonds - Wastewater		1,008,640	-	-	-	-	1,008,640
Funding Total		**$1,336,640**	-	-	-	-	**$1,336,640**
AR84900006	**BOLA TIE INSTALLATION PERCENT FOR ART**	**Function: Percent for Art**				**District: 8**	
Produce a booklet featuring the bola tie collection and other downtown art projects.							
Construction		35,000	-	-	-	-	35,000
Project Total		**$35,000**	-	-	-	-	**$35,000**
Nonprofit Corp Bonds - Wastewater		35,000	-	-	-	-	35,000
Funding Total		**$35,000**	-	-	-	-	**$35,000**
AR84900008	**AVENIDA RIO SALADO-BROADWAY ROAD STREETSCAPE**	**Function: Percent for Art**				**District: 7 & 8**	
Construct future streetscape enhancements in conjunction with road and sewer improvements.							
Construction		892,000	-	-	-	-	892,000
Project Total		**$892,000**	-	-	-	-	**$892,000**
Nonprofit Corp Bonds - Wastewater		892,000	-	-	-	-	892,000
Funding Total		**$892,000**	-	-	-	-	**$892,000**
AR84900009	**LIFT STATION #53 AT LAS PALMARITAS PERCENT FOR ART**	**Function: Percent for Art**				**District: 3**	
Design and install enhancements to the security wall at Lift Station #53.							
Construction		320,000	-	-	-	-	320,000
Project Total		**$320,000**	-	-	-	-	**$320,000**
Nonprofit Corp Bonds - Wastewater		320,000	-	-	-	-	320,000
Funding Total		**$320,000**	-	-	-	-	**$320,000**
AR84900010	**TRES RIOS WETLANDS**	**Function: Percent for Art**				**District: 7**	
Design and incorporate environmental art elements into the 1500 acre wetland at the Salt and Gila Rivers.							
Construction		628,000	600,000	900,000	443,400	-	2,571,400
Project Total		**$628,000**	**$600,000**	**$900,000**	**$443,400**	-	**$2,571,400**
Nonprofit Corp Bonds - Wastewater		628,000	600,000	900,000	443,400	-	2,571,400
Funding Total		**$628,000**	**$600,000**	**$900,000**	**$443,400**	-	**$2,571,400**

WATER

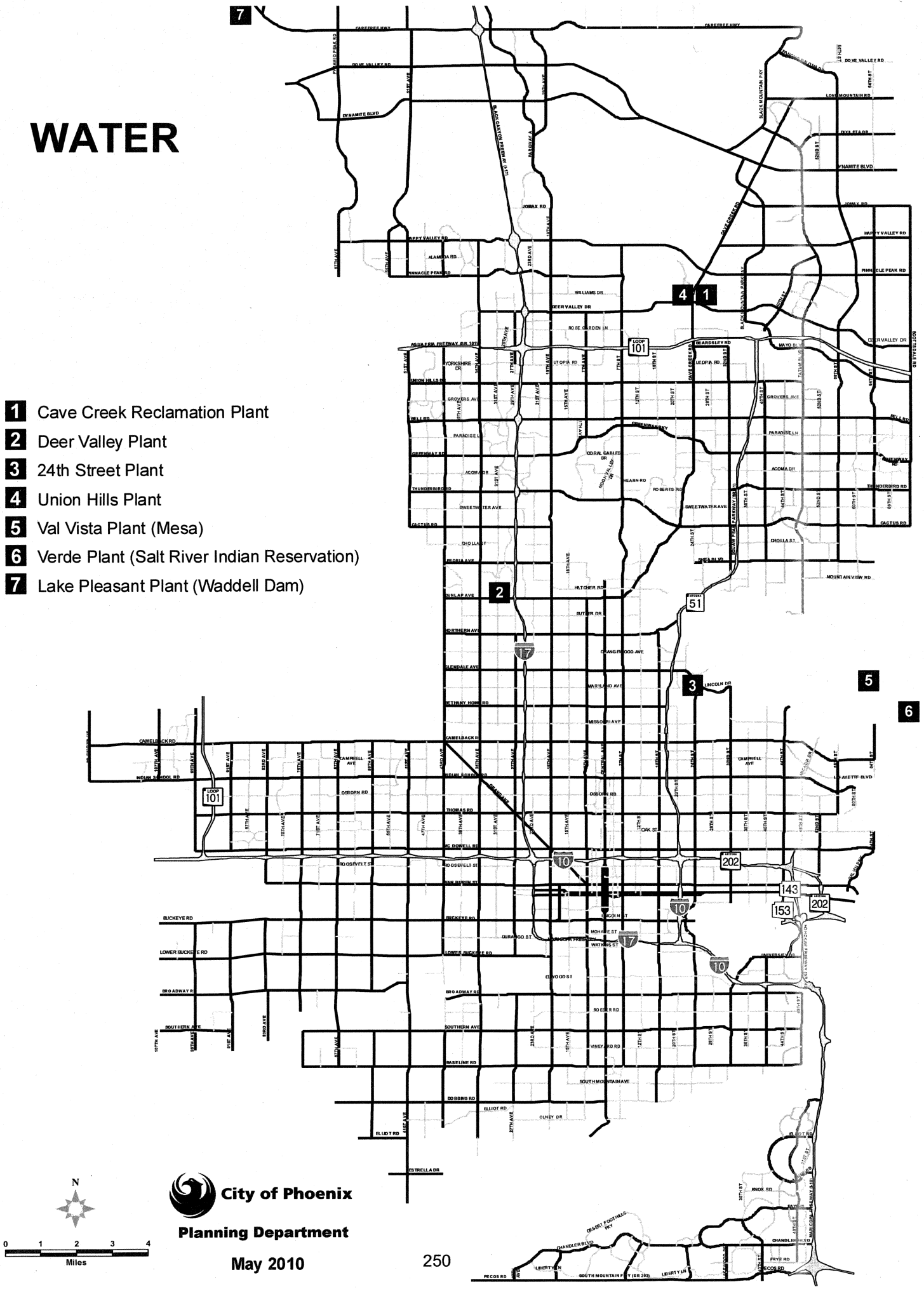

1. Cave Creek Reclamation Plant
2. Deer Valley Plant
3. 24th Street Plant
4. Union Hills Plant
5. Val Vista Plant (Mesa)
6. Verde Plant (Salt River Indian Reservation)
7. Lake Pleasant Plant (Waddell Dam)

N

0 1 2 3 4
Miles

City of Phoenix

Planning Department

May 2010

Water

The $962.7 million Water program is funded with Water operating revenue, nonprofit corporation bonds, impact fees, grant funds and city of Mesa participation in the Val Vista Water Treatment Plant joint venture.

Major projects include the following:

- Design and construct a granulated active carbon regeneration facility at Val Vista Water Treatment Plant
- Acquire and construct new wells and rehabilitate existing wells
- Construct and rehabilitate reservoirs, tanks and related systems to aid in trihalomethane (THM) reduction
- Rehabilitate existing booster stations
- Construct security upgrades at remote facilities
- Replace and rehabilitate a segment of the Val Vista Transmission Main
- Construct water main improvements recommended in the integrity study and rehabilitate existing mains citywide
- Increase capacity of water distribution system in the Camelback east residential corridor
- Construct new mains in growth areas
- Develop additional water resources for projected growth
- Install new service meters and construct plumbing connections for alley service relocations
- Acquire and install software and hardware to automate meter reading and integrate various software products
- Replace deficient prestressed concrete cylinder pipe
- Acquire land for Lake Pleasant booster station site
- Repair and replace leaking water services
- Conduct various water system studies
- Construct a new maintenance facility and rehabilitate Water Services Laboratory
- Design and construct a joint sludge dewatering facility for Union Hills Water Treatment Plant and Cave Creek Water Reclamation Plant
- Construct treatment optimization strategies, process control efficiency improvements and implement plant equipment rehabilitation at Cave Creek Water Reclamation Plant, 24th Street and Deer Valley Water Treatment Plants
- Participate in modification and construction of shared infrastructure

Water

Capital Improvement Program Summary

Project Summary	2010-11	2011-12	2012-13	2013-14	2014-15	Total
24th Street Plant	11,224,276	4,869,270	430,000	1,020,000	1,770,000	19,313,546
Automation	17,228,194	7,459,800	1,497,000	-	525,000	26,709,994
Boosters	559,000	50,000	-	-	-	609,000
Buildings	2,195,491	-	-	495,500	8,000,000	10,690,991
Cave Creek	-	1,621,875	133,125	-	800,000	2,555,000
Deer Valley Plant	12,786,895	419,038	1,374,425	365,575	11,230,000	26,175,933
Lake Pleasant Plant	6,539,621	213,864	-	-	-	6,753,485
North Gateway Reclamation Plant	-	-	-	-	1,060,000	1,060,000
Plan Six	2,708,079	-	-	-	-	2,708,079
Production	11,295,957	14,105,776	13,419,864	15,568,735	15,457,208	69,847,540
Reclamation Facilities	16,800	-	-	-	-	16,800
Security	30,000	2,200,000	2,270,000	1,820,000	1,870,000	8,190,000
Service Replacements	5,579,000	4,100,000	4,250,000	4,370,000	4,500,000	22,799,000
Storage	37,048,790	9,205,000	13,261,038	8,145,055	15,219,780	82,879,663
Union Hills Plant	20,717,345	2,761,020	416,500	28,226,875	1,685,125	53,806,865
Val Vista Plant	73,707,462	585,867	250,000	20,192,998	2,716,125	97,452,452
Water Mains	161,911,868	62,750,084	63,952,278	74,514,695	82,020,000	445,148,925
Water System Studies	12,825,500	6,215,000	11,415,000	11,415,000	13,340,500	55,211,000
Wells	6,534,585	2,043,915	2,085,000	3,180,000	10,991,000	24,834,500
Western Canal Plant	50,000	-	-	-	-	50,000
Debt Issuance Costs	200,000	-	-	-	-	200,000
Percent for Art	3,244,000	2,186,000	250,000	-	-	5,680,000
Total	**$386,402,863**	**$120,786,509**	**$115,004,230**	**$169,314,433**	**$171,184,738**	**$962,692,773**
Source of Funds						
Operating Funds						
Arizona Highway Users	46,300	-	-	-	-	46,300
Water Operating	123,628,500	76,932,321	76,145,805	135,435,043	138,196,092	550,337,761
Total Operating Funds	**$123,674,800**	**$76,932,321**	**$76,145,805**	**$135,435,043**	**$138,196,092**	**$550,384,061**
Bond Funds						
2006 Bonds	460,000	-	250,000	-	-	710,000
Nonprofit Corporation Bonds - Wastewater	605,000	240,000	-	-	-	845,000
Nonprofit Corporation Bonds - Water	205,019,071	42,573,278	37,443,425	30,875,850	30,995,218	346,906,842
Total Bond Funds	**$206,084,071**	**$42,813,278**	**$37,693,425**	**$30,875,850**	**$30,995,218**	**$348,461,842**
Other Financing						
Capital Grants	5,079,194	-	-	-	-	5,079,194
Impact Fees	47,601,719	-	-	-	-	47,601,719
Other Cities' Share in Joint Ventures	1,255,000	1,040,910	1,165,000	3,003,540	1,993,428	8,457,878
Private Participation	2,708,079	-	-	-	-	2,708,079
Total Other Financing	**$56,643,992**	**$1,040,910**	**$1,165,000**	**$3,003,540**	**$1,993,428**	**$63,846,870**
Total Sources of Funds	**$386,402,863**	**$120,786,509**	**$115,004,230**	**$169,314,433**	**$171,184,738**	**$962,692,773**

Project No.	Project Title	2010-11	2011-12	2012-13	2013-14	2014-15	Total
WS85290013	**24TH STREET WATER TREATMENT PLANT PROCESS CONTROL OPTIMIZATION**	**Function: 24th Street Plant**				**District: 6**	
Construct process control improvements at the 24th Street Water Treatment Plant.							
Other		45,000	46,250	-	-	-	91,250
Construction		1,477,500	-	-	-	1,500,000	2,977,500
Project Total		**$1,522,500**	**$46,250**	-	-	**$1,500,000**	**$3,068,750**
Water Revenues		1,522,500	46,250	-	-	-	1,568,750
Nonprofit Corp Bonds - Water		-	-	-	-	1,500,000	1,500,000
Funding Total		**$1,522,500**	**$46,250**	-	-	**$1,500,000**	**$3,068,750**
WS85290016	**24TH STREET WATER TREATMENT PLANT DISINFECTION BY-PRODUCTS (DBP) MITIGATION IMPROVEMENTS**	**Function: 24th Street Plant**				**District: 6**	
Construct and implement chlorination, pH strategies and introduce chlorine dioxide to reduce the trihalomethanes (THM's) produced in the treatment process.							
Estimated full-year ongoing operating costs: $4,700,000							
Other		299,121	263,820	150,000	-	-	712,941
Construction		9,054,055	-	-	-	-	9,054,055
Project Total		**$9,353,176**	**$263,820**	**$150,000**	-	-	**$9,766,996**
Water Revenues		-	-	150,000	-	-	150,000
Nonprofit Corp Bonds - Water		9,353,176	263,820	-	-	-	9,616,996
Funding Total		**$9,353,176**	**$263,820**	**$150,000**	-	-	**$9,766,996**
WS85290019	**24TH STREET WATER TREATMENT PLANT SECURITY IMPROVEMENTS**	**Function: 24th Street Plant**				**District: 6**	
Complete security improvements at the 24th Street Water Treatment Plant.							
Estimated full-year ongoing operating costs: $90,000							
Other		20,000	-	-	-	-	20,000
Project Total		**$20,000**	-	-	-	-	**$20,000**
Nonprofit Corp Bonds - Water		20,000	-	-	-	-	20,000
Funding Total		**$20,000**	-	-	-	-	**$20,000**
WS85290022	**24TH STREET WATER TREATMENT PLANT REHABILITATION**	**Function: 24th Street Plant**				**District: 6**	
Rehabilitate plant equipment at the 24th Street Water Treatment Plant.							
Other		-	-	-	50,000	50,000	100,000
Design		-	-	-	750,000	-	750,000
Project Total		-	-	-	**$800,000**	**$50,000**	**$850,000**
Water Revenues		-	-	-	800,000	50,000	850,000
Funding Total		-	-	-	**$800,000**	**$50,000**	**$850,000**
WS85290023	**24TH STREET WATER TREATMENT PLANT INSTRUMENTATION AND CONTROL INSPECTION**	**Function: 24th Street Plant**				**District: 6**	
Provide on call inspection services for instrumentation and control projects at the 24th Street Water Treatment Plant.							
Other		18,600	19,200	-	20,000	20,000	77,800
Design		310,000	320,000	-	200,000	200,000	1,030,000
Project Total		**$328,600**	**$339,200**	-	**$220,000**	**$220,000**	**$1,107,800**
Water Revenues		328,600	339,200	-	220,000	220,000	1,107,800
Funding Total		**$328,600**	**$339,200**	-	**$220,000**	**$220,000**	**$1,107,800**

Water

Project No.	*Project Title*	*2010-11*	*2011-12*	*2012-13*	*2013-14*	*2014-15*	*Total*
WS85290024	**24TH STREET WATER TREATMENT PLANT OPTIMIZATION/IMPROVEMENTS**	**Function: 24th Street Plant**				**District: 6**	
Construct improvements to optimize the treatment process at the 24th Street Water Treatment Plant.							
Other		-	280,000	280,000	-	-	560,000
Construction		-	3,940,000	-	-	-	3,940,000
Project Total		-	**$4,220,000**	**$280,000**	-	-	**$4,500,000**
Water Revenues		-	-	280,000	-	-	280,000
Nonprofit Corp Bonds - Water		-	4,220,000	-	-	-	4,220,000
Funding Total		-	**$4,220,000**	**$280,000**	-	-	**$4,500,000**
WS85660003	**CUSTOMER INFORMATION SYSTEM UPGRADE**	**Function: Automation**				**District: Citywide**	
Upgrade the Customer Information System (CIS) billing system.							
Estimated full-year ongoing operating costs: $100,000							
Equipment		1,284,000	-	-	-	-	1,284,000
Project Total		**$1,284,000**	-	-	-	-	**$1,284,000**
Nonprofit Corp Bonds - Water		1,284,000	-	-	-	-	1,284,000
Funding Total		**$1,284,000**	-	-	-	-	**$1,284,000**
WS85660015	**AUTOCAD SERVICES**	**Function: Automation**				**District: Citywide**	
Develop autocad as-built drawings for all facilities.							
Study		780,000	455,000	467,000	-	495,000	2,197,000
Other		30,000	30,000	30,000	-	30,000	120,000
Project Total		**$810,000**	**$485,000**	**$497,000**	-	**$525,000**	**$2,317,000**
Water Revenues		810,000	485,000	30,000	-	525,000	1,850,000
Nonprofit Corp Bonds - Water		-	-	467,000	-	-	467,000
Funding Total		**$810,000**	**$485,000**	**$497,000**	-	**$525,000**	**$2,317,000**
WS85660024	**AUTOMATIC METER READING SYSTEM**	**Function: Automation**				**District: Citywide**	
Acquire software and hardware and install transmitter devices in two-man crew vaulted meters.							
Estimated full-year ongoing operating costs: $80,000							
Equipment		10,079,194	6,000,000	1,000,000	-	-	17,079,194
Project Total		**$10,079,194**	**$6,000,000**	**$1,000,000**	-	-	**$17,079,194**
Water Revenues		5,000,000	6,000,000	1,000,000	-	-	12,000,000
ARRA Water Grant		5,079,194	-	-	-	-	5,079,194
Funding Total		**$10,079,194**	**$6,000,000**	**$1,000,000**	-	-	**$17,079,194**
WS85660030	**METER READING ROUTING SOFTWARE**	**Function: Automation**				**District: Citywide**	
Install software to automate meter routes to accommodate the increasing number of meters read on a daily basis.							
Equipment		595,000	-	-	-	-	595,000
Project Total		**$595,000**	-	-	-	-	**$595,000**
Water Revenues		595,000	-	-	-	-	595,000
Funding Total		**$595,000**	-	-	-	-	**$595,000**

Water

Project No.	*Project Title*	*2010-11*	*2011-12*	*2012-13*	*2013-14*	*2014-15*	*Total*
WS85660037	**SYSTEM CONSOLIDATION - COMPUTERIZED MAINTENANCE MANAGEMENT SYSTEM (CMMS)**	**Function: Automation**				**District: Citywide**	
Install and configure Oracle's software products for management reporting and integration between various systems.							
Study		2,745,000	904,800	-	-	-	3,649,800
Other		100,000	50,000	-	-	-	150,000
	Project Total	**$2,845,000**	**$954,800**	-	-	-	**$3,799,800**
Water Revenues		2,845,000	-	-	-	-	2,845,000
Nonprofit Corp Bonds - Water		-	954,800	-	-	-	954,800
	Funding Total	**$2,845,000**	**$954,800**	-	-	-	**$3,799,800**
WS85660038	**LABOR TIME MANAGEMENT**	**Function: Automation**				**District: Citywide**	
Install and configure the PeopleSoft Labor Management Module to allow more accurate time reporting for office and field personnel.							
Study		415,000	-	-	-	-	415,000
Other		20,000	-	-	-	-	20,000
	Project Total	**$435,000**	-	-	-	-	**$435,000**
Nonprofit Corp Bonds - Water		435,000	-	-	-	-	435,000
	Funding Total	**$435,000**	-	-	-	-	**$435,000**
WS85660039	**ELECTRONIC BILLING CONSOLIDATION**	**Function: Automation**				**District: Citywide**	
Provide E-billing services to customers that would interface with Oracle Customer Care and Billing System.							
Other		20,000	20,000	-	-	-	40,000
Equipment		1,160,000	-	-	-	-	1,160,000
	Project Total	**$1,180,000**	**$20,000**	-	-	-	**$1,200,000**
Water Revenues		1,180,000	20,000	-	-	-	1,200,000
	Funding Total	**$1,180,000**	**$20,000**	-	-	-	**$1,200,000**
WS85100023	**PROCESS CONTROL OPTIMIZATION BOOSTER STATION #1-B3**	**Function: Boosters**				**District: 8**	
Complete construction of improvements to booster pump station #1-B3.							
Other		5,000	-	-	-	-	5,000
	Project Total	**$5,000**	-	-	-	-	**$5,000**
Nonprofit Corp Bonds - Water		5,000	-	-	-	-	5,000
	Funding Total	**$5,000**	-	-	-	-	**$5,000**
WS85100024	**LONE MOUNTAIN BOOSTER STATION**	**Function: Boosters**				**District: 2**	
Provide construction administration and inspection services for construction of Lone Mountain booster pump station. Estimated full-year ongoing operating costs: $26,000							
Other		164,000	50,000	-	-	-	214,000
Design		290,000	-	-	-	-	290,000
	Project Total	**$454,000**	**$50,000**	-	-	-	**$504,000**
Water Revenues		454,000	50,000	-	-	-	504,000
	Funding Total	**$454,000**	**$50,000**	-	-	-	**$504,000**

Project No.	*Project Title*	*2010-11*	*2011-12*	*2012-13*	*2013-14*	*2014-15*	*Total*
WS85100030	**MONTE VISTA/BOOSTER STATION IMPROVEMENTS**	**Function: Boosters**				**District: 2**	
Construct 300 Linear Feet of 12" water main located at the east side of 56th St, 1/4 mile north of Lone Mountain Rd to provide additional water resource in Zone 9A.							
Construction		100,000	-	-	-	-	100,000
Project Total		**$100,000**	-	-	-	-	**$100,000**
Impact Fee - North Gateway, Water		100,000	-	-	-	-	100,000
Funding Total		**$100,000**	-	-	-	-	**$100,000**
WS85450010	**CORONA YARD CONSTRUCTION**	**Function: Buildings**				**District: 8**	
Construct a new maintenance facility at 9th Street and Broadway Road. Estimated full-year ongoing operating costs: $57,000							
Other		2,125,491	-	-	60,768	269,000	2,455,259
Construction		-	-	-	434,732	4,531,000	4,965,732
Project Total		**$2,125,491**	-	-	**$495,500**	**$4,800,000**	**$7,420,991**
Water Revenues		-	-	-	495,500	-	495,500
Nonprofit Corp Bonds - Water		2,125,491	-	-	-	4,800,000	6,925,491
Funding Total		**$2,125,491**	-	-	**$495,500**	**$4,800,000**	**$7,420,991**
WS85450015	**OFFICE SPACE OPTIMIZATION**	**Function: Buildings**				**District: 8**	
Complete improvements to optimize existing office space.							
Construction		70,000	-	-	-	-	70,000
Project Total		**$70,000**	-	-	-	-	**$70,000**
Nonprofit Corp Bonds - Water		70,000	-	-	-	-	70,000
Funding Total		**$70,000**	-	-	-	-	**$70,000**
WS85450018	**LAB IMPROVEMENTS PHASE II**	**Function: Buildings**				**District: 7**	
Reconstruct Water Services Laboratory facilities to meet OSHA Laboratory standards and to maintain EPA Laboratory certifications for the additional testing of pollutants.							
Other		-	-	-	-	245,000	245,000
Design		-	-	-	-	270,000	270,000
Construction		-	-	-	-	2,685,000	2,685,000
Project Total		-	-	-	-	**$3,200,000**	**$3,200,000**
Water Revenues		-	-	-	-	3,200,000	3,200,000
Funding Total		-	-	-	-	**$3,200,000**	**$3,200,000**
WS85080008	**CAVE CREEK WATER RECLAMATION PLANT (WRP) PROCESS CONTROL OPTIMIZATION**	**Function: Cave Creek**				**District: 2**	
Construct improvements to increase the efficiency of existing process controls at the Cave Creek Water Reclamation Plant.							
Other		-	63,125	63,125	-	-	126,250
Construction		-	723,750	-	-	800,000	1,523,750
Project Total		-	**$786,875**	**$63,125**	-	**$800,000**	**$1,650,000**
Water Revenues		-	786,875	63,125	-	800,000	1,650,000
Funding Total		-	**$786,875**	**$63,125**	-	**$800,000**	**$1,650,000**

Project No.	*Project Title*	*2010-11*	*2011-12*	*2012-13*	*2013-14*	*2014-15*	*Total*
WS85080014	**CAVE CREEK WATER RECLAMATION PLANT INSTRUMENTATION AND CONTROL INSPECTION SERVICES**	**Function: Cave Creek**				**District: 2**	
Provide inspection and testing services for instrumentation and control projects at the Cave Creek Water Reclamation Plant.							
Other		-	30,000	-	-	-	30,000
Design		-	275,000	-	-	-	275,000
Project Total		-	**$305,000**	-	-	-	**$305,000**
Water Revenues		-	305,000	-	-	-	305,000
Funding Total		-	**$305,000**	-	-	-	**$305,000**
WS85080020	**CAVE CREEK OUTFALL DECHLORINATION FACILITIES**	**Function: Cave Creek**				**District: 2**	
Design and construct a facility to dechlorinate water discharge to the Cave Creek Wash to comply with the National Pollutant Discharge Elimination System requirement.							
Other		-	70,000	70,000	-	-	140,000
Design		-	100,000	-	-	-	100,000
Construction		-	360,000	-	-	-	360,000
Project Total		-	**$530,000**	**$70,000**	-	-	**$600,000**
Water Revenues		-	530,000	70,000	-	-	600,000
Funding Total		-	**$530,000**	**$70,000**	-	-	**$600,000**
WS85260010	**DEER VALLEY WATER TREATMENT PLANT PROCESS CONTROL OPTIMIZATION**	**Function: Deer Valley Plant**				**District: 1**	
Implement process control improvements at the Deer Valley Water Treatment Plant.							
Other		66,663	61,663	-	-	-	128,326
Construction		1,476,674	-	-	-	1,500,000	2,976,674
Project Total		**$1,543,337**	**$61,663**	-	-	**$1,500,000**	**$3,105,000**
Water Revenues		1,543,337	61,663	-	-	-	1,605,000
Nonprofit Corp Bonds - Water		-	-	-	-	1,500,000	1,500,000
Funding Total		**$1,543,337**	**$61,663**	-	-	**$1,500,000**	**$3,105,000**
WS85260012	**DEER VALLEY WATER TREATMENT PLANT WELL BLENDING PLAN**	**Function: Deer Valley Plant**				**District: 1**	
Complete construction of facilities to blend water from four wells with Deer Valley Water Treatment Plant production water.							
Other		4,200	-	-	-	-	4,200
Project Total		**$4,200**	-	-	-	-	**$4,200**
Nonprofit Corp Bonds - Water		4,200	-	-	-	-	4,200
Funding Total		**$4,200**	-	-	-	-	**$4,200**
WS85260022	**DEER VALLEY WATER TREATMENT PLANT EAST BASINS RECONSTRUCTION**	**Function: Deer Valley Plant**				**District: 1**	
Construct east basins at the Deer Valley Water Treatment Plant.							
Estimated full-year ongoing operating costs: $7,566,200							
Other		481,800	176,250	-	-	-	658,050
Construction		6,520,308	-	-	-	-	6,520,308
Project Total		**$7,002,108**	**$176,250**	-	-	-	**$7,178,358**
Nonprofit Corp Bonds - Water		7,002,108	176,250	-	-	-	7,178,358
Funding Total		**$7,002,108**	**$176,250**	-	-	-	**$7,178,358**

Project No.	*Project Title*	*2010-11*	*2011-12*	*2012-13*	*2013-14*	*2014-15*	*Total*
WS85260023	**DEER VALLEY WATER TREATMENT PLANT REHABILITATION**	**Function: Deer Valley Plant**				**District: 1**	
Rehabilitate Deer Valley Water Treatment Plant equipment.							
Other		-	-	65,575	65,575	369,388	500,538
Construction		-	-	858,850	-	9,060,612	9,919,462
Project Total		-	-	**$924,425**	**$65,575**	**$9,430,000**	**$10,420,000**
Water Revenues		-	-	-	65,575	-	65,575
Nonprofit Corp Bonds - Water		-	-	924,425	-	9,430,000	10,354,425
Funding Total		-	-	**$924,425**	**$65,575**	**$9,430,000**	**$10,420,000**
WS85260024	**DEER VALLEY WATER TREATMENT PLANT INSTRUMENTATION AND CONTROL INSPECTION SERVICES**	**Function: Deer Valley Plant**				**District: 1**	
Provide on call inspection services for instrumentation and control projects at the Deer Valley Water Treatment Plant.							
Other		25,000	-	50,000	50,000	50,000	175,000
Design		-	-	250,000	250,000	250,000	750,000
Project Total		**$25,000**	-	**$300,000**	**$300,000**	**$300,000**	**$925,000**
Water Revenues		-	-	300,000	300,000	300,000	900,000
Nonprofit Corp Bonds - Water		25,000	-	-	-	-	25,000
Funding Total		**$25,000**	-	**$300,000**	**$300,000**	**$300,000**	**$925,000**
WS85260027	**DEER VALLEY WATER TREATMENT PLANT RESERVOIR**	**Function: Deer Valley Plant**				**District: 1**	
Design and construct a 96-inch pipeline between two reservoirs at the Deer Valley Water Treatment Plant.							
Other		124,500	181,125	150,000	-	-	455,625
Design		680,000	-	-	-	-	680,000
Construction		3,407,750	-	-	-	-	3,407,750
Project Total		**$4,212,250**	**$181,125**	**$150,000**	-	-	**$4,543,375**
Water Revenues		-	-	150,000	-	-	150,000
Nonprofit Corp Bonds - Water		4,212,250	181,125	-	-	-	4,393,375
Funding Total		**$4,212,250**	**$181,125**	**$150,000**	-	-	**$4,543,375**
WS85350001	**LAKE PLEASANT WATER TREATMENT PLANT LAND**	**Function: Lake Pleasant Plant**				**District: 1**	
Purchase 10 acres of land near the New Waddell Dam for the Lake Pleasant booster station site.							
Other		204,179	213,864	-	-	-	418,043
Land Acquisition		6,305,442	-	-	-	-	6,305,442
Project Total		**$6,509,621**	**$213,864**	-	-	-	**$6,723,485**
Water Revenues		-	159,685	-	-	-	159,685
Water Development Occupational Fee		6,509,621	54,179	-	-	-	6,563,800
Funding Total		**$6,509,621**	**$213,864**	-	-	-	**$6,723,485**
WS85350005	**LAKE PLEASANT WATER TREATMENT PLANT**	**Function: Lake Pleasant Plant**				**District: 1**	
Final costs for the Lake Pleasant Water Treatment Plant.							
Estimated full-year ongoing operating costs: $100,000							
Other		30,000	-	-	-	-	30,000
Project Total		**$30,000**	-	-	-	-	**$30,000**
Nonprofit Corp Bonds - Water		30,000	-	-	-	-	30,000
Funding Total		**$30,000**	-	-	-	-	**$30,000**

Project No.	*Project Title*	*2010-11*	*2011-12*	*2012-13*	*2013-14*	*2014-15*	*Total*
WS85090003	**NORTH GATEWAY PUMP STATION AND FORCE MAIN**	**Function: North Gateway Reclamation Plant**				**District: 2**	
Construct a 4 million gallons per day (MGD) pump station and 7.5 miles of twin 24 inch force mains.							
Estimated full-year ongoing operating costs:							
Other		-	-	-	-	95,000	95,000
Construction		-	-	-	-	965,000	965,000
	Project Total	-	-	-	-	**$1,060,000**	**$1,060,000**
Nonprofit Corp Bonds - Water		-	-	-	-	1,060,000	1,060,000
	Funding Total	-	-	-	-	**$1,060,000**	**$1,060,000**
WS85150001	**PLAN 6 FACILITIES**	**Function: Plan Six**				**District: Citywide**	
Hydro generation and reservoir capacity modifications recommended in Plan 6 of the Central Arizona Water Control Study.							
Construction		2,708,079	-	-	-	-	2,708,079
	Project Total	**$2,708,079**	-	-	-	-	**$2,708,079**
Plan Six Facilities		2,708,079	-	-	-	-	2,708,079
	Funding Total	**$2,708,079**	-	-	-	-	**$2,708,079**
WS85400001	**PRODUCTION REPLACEMENT FUND**	**Function: Production**				**District: Citywide**	
Construct improvements to water treatment plants and reservoirs (excludes the Val Vista Water Treatment Plant) such as treatment processes, chemical facilities, equipment and facility improvements.							
Other		156,742	200,000	250,000	300,000	300,000	1,206,742
Equipment		3,483,160	3,692,150	3,913,679	4,148,499	4,397,408	19,634,896
	Project Total	**$3,639,902**	**$3,892,150**	**$4,163,679**	**$4,448,499**	**$4,697,408**	**$20,841,638**
Water Revenues		3,639,902	3,892,150	4,163,679	4,448,499	4,697,408	20,841,638
	Funding Total	**$3,639,902**	**$3,892,150**	**$4,163,679**	**$4,448,499**	**$4,697,408**	**$20,841,638**
WS85400002	**PRODUCTION REPLACEMENT VAL VISTA WATER TREATMENT PLANT**	**Function: Production**				**District: Citywide**	
Construct improvements at the Val Vista Water Treatment Plant such as treatment processes, chemical facilities, equipment and facility improvements.							
Other		60,000	100,000	150,000	200,000	150,000	660,000
Equipment		537,532	908,850	943,022	979,508	678,762	4,047,674
Construction		440,000	744,000	772,000	801,415	555,350	3,312,765
	Project Total	**$1,037,532**	**$1,752,850**	**$1,865,022**	**$1,980,923**	**$1,384,112**	**$8,020,439**
Val Vista WTP - Capital Outlay		1,037,532	1,752,850	1,865,022	1,980,923	1,384,112	8,020,439
	Funding Total	**$1,037,532**	**$1,752,850**	**$1,865,022**	**$1,980,923**	**$1,384,112**	**$8,020,439**
WS85400007	**REMOTE FACILITIES REPLACEMENT FUND**	**Function: Production**				**District: Citywide**	
Construct improvements to wells and booster stations.							
Other		112,560	200,000	300,000	400,000	400,000	1,412,560
Equipment		5,025,000	6,475,000	6,670,000	6,870,000	8,500,000	33,540,000
	Project Total	**$5,137,560**	**$6,675,000**	**$6,970,000**	**$7,270,000**	**$8,900,000**	**$34,952,560**
Water Revenues		5,137,560	6,675,000	6,970,000	7,270,000	8,900,000	34,952,560
	Funding Total	**$5,137,560**	**$6,675,000**	**$6,970,000**	**$7,270,000**	**$8,900,000**	**$34,952,560**

Project No. *Project Title*	*2010-11*	*2011-12*	*2012-13*	*2013-14*	*2014-15*	*Total*
WS85400011 INSTRUMENTATION AND CONTROL INSPECTION AND TESTING SERVICES	**Function: Production**					**District: Citywide**
Provide instrumentation, control inspection and testing support for Water Distribution projects.						
Other	20,700	25,000	25,000	30,000	30,000	130,700
Design	345,000	355,000	365,000	375,000	385,000	1,825,000
Project Total	**$365,700**	**$380,000**	**$390,000**	**$405,000**	**$415,000**	**$1,955,700**
Water Revenues	365,700	380,000	390,000	405,000	415,000	1,955,700
Funding Total	**$365,700**	**$380,000**	**$390,000**	**$405,000**	**$415,000**	**$1,955,700**
WS85700050 PROCESS CONTROL OPTIMIZATION FOR DISTRIBUTION FACILITIES	**Function: Production**					**District: Citywide**
Implement process control improvements for all distribution facilities.						
Other	30,263	41,551	31,163	60,688	60,688	224,353
Construction	1,085,000	1,364,225	-	1,403,625	-	3,852,850
Project Total	**$1,115,263**	**$1,405,776**	**$31,163**	**$1,464,313**	**$60,688**	**$4,077,203**
Water Revenues	-	-	31,163	1,464,313	60,688	1,556,164
Nonprofit Corp Bonds - Water	1,115,263	1,405,776	-	-	-	2,521,039
Funding Total	**$1,115,263**	**$1,405,776**	**$31,163**	**$1,464,313**	**$60,688**	**$4,077,203**
WS85550011 PARTICIPATION WITH DEVELOPERS RECLAIMED WATER FACILITIES	**Function: Reclamation Facilities**					**District: Citywide**
Complete participation with developers to construct reclaimed water facilities.						
Other	16,800	-	-	-	-	16,800
Project Total	**$16,800**	-	-	-	-	**$16,800**
Nonprofit Corp Bonds - Water	16,800	-	-	-	-	16,800
Funding Total	**$16,800**	-	-	-	-	**$16,800**
WS85800005 SECURITY PROJECTS FOR REMOTE FACILITIES	**Function: Security**					**District: Citywide**
Construct security projects for remote facilities as recommended by the Security Master Plan.						
Other	-	124,000	132,540	128,500	126,125	511,165
Construction	-	1,576,000	1,637,460	1,691,500	1,743,875	6,648,835
Project Total	-	**$1,700,000**	**$1,770,000**	**$1,820,000**	**$1,870,000**	**$7,160,000**
Water Revenues	-	-	-	1,820,000	1,870,000	3,690,000
Nonprofit Corp Bonds - Water	-	1,700,000	1,770,000	-	-	3,470,000
Funding Total	-	**$1,700,000**	**$1,770,000**	**$1,820,000**	**$1,870,000**	**$7,160,000**
WS85800007 REAL TIME WATER QUALITY MONITORING	**Function: Security**					**District: Citywide**
Perform real time monitoring of water quality in canals and the distribution system.						
Estimated full-year ongoing operating costs: $20,000						
Design	30,000	500,000	500,000	-	-	1,030,000
Project Total	**$30,000**	**$500,000**	**$500,000**	-	-	**$1,030,000**
Water Revenues	30,000	500,000	500,000	-	-	1,030,000
Funding Total	**$30,000**	**$500,000**	**$500,000**	-	-	**$1,030,000**

Water

Project No. / Project Title	2010-11	2011-12	2012-13	2013-14	2014-15	Total
WS85650001 WATER SERVICE REPLACEMENTS	**Function: Service Replacements**				**District: Citywide**	
Repair and replace leaking water services from main to meter.						
Other	149,000	200,000	250,000	250,000	250,000	1,099,000
Construction	5,430,000	3,900,000	4,000,000	4,120,000	4,250,000	21,700,000
Project Total	**$5,579,000**	**$4,100,000**	**$4,250,000**	**$4,370,000**	**$4,500,000**	**$22,799,000**
Water Revenues	5,579,000	4,100,000	4,250,000	4,370,000	4,500,000	22,799,000
Funding Total	**$5,579,000**	**$4,100,000**	**$4,250,000**	**$4,370,000**	**$4,500,000**	**$22,799,000**
WS85050008 LONE MOUNTAIN RESERVOIR	**Function: Storage**				**District: 2**	
Design and construct a 5 million gallon reservoir at 56th Street and Lone Mountain Road to serve zone 8.						
Estimated full-year ongoing operating costs: $10,000						
Other	127,300	-	-	-	247,500	374,800
Design	752,700	-	-	-	-	752,700
Construction	-	-	-	-	8,187,300	8,187,300
Project Total	**$880,000**	-	-	-	**$8,434,800**	**$9,314,800**
Nonprofit Corp Bonds - Water	-	-	-	-	8,434,800	8,434,800
Impact Fee - North Gateway, Water	880,000	-	-	-	-	880,000
Funding Total	**$880,000**	-	-	-	**$8,434,800**	**$9,314,800**
WS85050015 56TH STREET AND PINNACLE PEAK RESERVOIR	**Function: Storage**				**District: 2**	
Construct a 10 million gallon reservoir at 56th Street and Pinnacle Peak Road (Zone 5NE).						
Estimated full-year ongoing operating costs: $10,000						
Other	163,520	-	-	-	-	163,520
Construction	7,245,000	-	-	-	-	7,245,000
Project Total	**$7,408,520**	-	-	-	-	**$7,408,520**
Nonprofit Corp Bonds - Water	163,520	-	-	-	-	163,520
Impact Fee - Desert View, Water	7,245,000	-	-	-	-	7,245,000
Funding Total	**$7,408,520**	-	-	-	-	**$7,408,520**
WS85050016 19TH AVENUE AND DYNAMITE ROAD RESERVOIR	**Function: Storage**				**District: 2**	
Design a 10 million gallon reservoir at 19th Avenue and Dynamite Road (Zone 5NW).						
Estimated full-year ongoing operating costs: $10,000						
Other	-	-	-	73,745	34,980	108,725
Design	-	-	-	1,148,510	-	1,148,510
Project Total	-	-	-	**$1,222,255**	**$34,980**	**$1,257,235**
Water Revenues	-	-	-	65,000	-	65,000
Water Development Occupational Fee	-	-	-	1,157,255	34,980	1,192,235
Funding Total	-	-	-	**$1,222,255**	**$34,980**	**$1,257,235**
WS85050019 CONCRETE RESERVOIR REHABILITATION	**Function: Storage**				**District: Citywide**	
Design and construct improvements recommended in the Concrete Reservoir Assessment Study.						
Other	287,500	289,000	340,500	340,500	292,000	1,549,500
Design	250,000	260,000	270,000	270,000	300,000	1,350,000
Construction	3,827,627	2,301,000	2,389,500	2,389,500	2,458,000	13,365,627
Project Total	**$4,365,127**	**$2,850,000**	**$3,000,000**	**$3,000,000**	**$3,050,000**	**$16,265,127**
Water Revenues	4,365,127	-	-	3,000,000	3,050,000	10,415,127
Nonprofit Corp Bonds - Water	-	2,850,000	3,000,000	-	-	5,850,000
Funding Total	**$4,365,127**	**$2,850,000**	**$3,000,000**	**$3,000,000**	**$3,050,000**	**$16,265,127**

Water

Project No. *Project Title*	*2010-11*	*2011-12*	*2012-13*	*2013-14*	*2014-15*	*Total*
WS85050023 STEEL TANK REHABILITATION		**Function: Storage**			**District: Citywide**	
Rehabilitate steel tanks as needed.						
Other	241,000	346,125	398,000	398,750	400,250	1,784,125
Design	250,000	250,000	250,000	250,000	250,000	1,250,000
Construction	3,418,143	2,778,875	2,902,000	2,951,250	3,049,750	15,100,018
Project Total	**$3,909,143**	**$3,375,000**	**$3,550,000**	**$3,600,000**	**$3,700,000**	**$18,134,143**
Water Revenues	3,909,143	3,375,000	-	3,600,000	3,700,000	14,584,143
Nonprofit Corp Bonds - Water	-	-	3,550,000	-	-	3,550,000
Funding Total	**$3,909,143**	**$3,375,000**	**$3,550,000**	**$3,600,000**	**$3,700,000**	**$18,134,143**
WS85050026 42ND STREET AND BASELINE ROAD RESERVOIR REHABILITATION		**Function: Storage**			**District: 6**	
Design and construct ventilation and floor improvements.						
Other	315,500	415,500	200,000	-	-	931,000
Design	508,122	-	-	-	-	508,122
Construction	14,848,878	-	-	-	-	14,848,878
Project Total	**$15,672,500**	**$415,500**	**$200,000**	**-**	**-**	**$16,288,000**
Water Revenues	-	-	200,000	-	-	200,000
Nonprofit Corp Bonds - Water	15,672,500	415,500	-	-	-	16,088,000
Funding Total	**$15,672,500**	**$415,500**	**$200,000**	**-**	**-**	**$16,288,000**
WS85050033 2 MILLION GALLON RESERVOIR AT UPPER MINERAL TANK SITE		**Function: Storage**			**District: 8**	
Design and construct a 2 million gallon reservoir at Upper Mineral Tank Site at 7th Street and Mineral Road. Estimated full-year ongoing operating costs: $130,000						
Other	33,250	33,250	456,638	322,800	-	845,938
Design	675,500	-	-	-	-	675,500
Construction	-	-	5,954,400	-	-	5,954,400
Project Total	**$708,750**	**$33,250**	**$6,411,038**	**$322,800**	**-**	**$7,475,838**
Water Revenues	687,750	33,250	433,838	322,800	-	1,477,638
Water Development Occupational Fee	-	-	5,977,200	-	-	5,977,200
Nonprofit Corp Bonds - Water	21,000	-	-	-	-	21,000
Funding Total	**$708,750**	**$33,250**	**$6,411,038**	**$322,800**	**-**	**$7,475,838**
WS85050034 SOUTH MOUNTAIN RESERVOIR REHABILITATION		**Function: Storage**			**District: 7**	
Complete rehabilitation project at the South Mountain Reservoir at 27th Avenue and Elliot Road.						
Other	10,000	-	-	-	-	10,000
Project Total	**$10,000**	**-**	**-**	**-**	**-**	**$10,000**
Nonprofit Corp Bonds - Water	10,000	-	-	-	-	10,000
Funding Total	**$10,000**	**-**	**-**	**-**	**-**	**$10,000**
WS85050037 SONORAN PARKWAY RESERVOIR AND BOOSTER PUMP		**Function: Storage**			**District: 2**	
Acquire land and design an elevated storage reservoir and booster station.						
Other	10,000	-	-	-	-	10,000
Land Acquisition	905,000	-	-	-	-	905,000
Design	85,000	-	-	-	-	85,000
Project Total	**$1,000,000**	**-**	**-**	**-**	**-**	**$1,000,000**
Impact Fee - North Gateway, Water	1,000,000	-	-	-	-	1,000,000
Funding Total	**$1,000,000**	**-**	**-**	**-**	**-**	**$1,000,000**

Project No. *Project Title*	*2010-11*	*2011-12*	*2012-13*	*2013-14*	*2014-15*	*Total*
WS85050038 STEEL TANK CONSTRUCTION	**Function: Storage**					**District: 3, 6 & 8**
Complete construction and site improvements at Camelback Heights; Lower Mineral, Sage and North Mountain.						
Other	100,000	-	-	-	-	100,000
Project Total	**$100,000**	-	-	-	-	**$100,000**
Nonprofit Corp Bonds - Water	100,000	-	-	-	-	100,000
Funding Total	**$100,000**	-	-	-	-	**$100,000**
WS85050039 AERATION PILOT MODIFICATION	**Function: Storage**					**District: Citywide**
Design and construct aeration system to aid in the trihalomethanes (THM) reduction strategy in the water distribution system.						
Other	33,000	33,750	30,000	-	-	96,750
Design	175,000	-	-	-	-	175,000
Construction	1,071,500	750,000	-	-	-	1,821,500
Project Total	**$1,279,500**	**$783,750**	**$30,000**	-	-	**$2,093,250**
Water Revenues	1,279,500	783,750	30,000	-	-	2,093,250
Funding Total	**$1,279,500**	**$783,750**	**$30,000**	-	-	**$2,093,250**
WS85050040 RECIRCULATION SYSTEM IMPROVEMENTS	**Function: Storage**					**District: Citywide**
Construct recirculation system to aid in the trihalomethanes (THM) reduction strategy in the water distribution system.						
Other	76,000	119,625	50,000	-	-	245,625
Construction	916,750	1,230,375	-	-	-	2,147,125
Project Total	**$992,750**	**$1,350,000**	**$50,000**	-	-	**$2,392,750**
Water Revenues	992,750	1,350,000	50,000	-	-	2,392,750
Funding Total	**$992,750**	**$1,350,000**	**$50,000**	-	-	**$2,392,750**
WS85050041 SOLAR BEE/PAX UNITS	**Function: Storage**					**District: Citywide**
Purchase solar bee and/or PAX mixer units to aid in the trihalomethanes (THM) reduction strategy in the water distribution system.						
Other	35,625	35,625	20,000	-	-	91,250
Equipment	686,875	361,875	-	-	-	1,048,750
Project Total	**$722,500**	**$397,500**	**$20,000**	-	-	**$1,140,000**
Water Revenues	722,500	397,500	20,000	-	-	1,140,000
Funding Total	**$722,500**	**$397,500**	**$20,000**	-	-	**$1,140,000**
WS85320009 UNION HILLS WATER TREATMENT PLANT PROCESS CONTROL OPTIMIZATION	**Function: Union Hills Plant**					**District: 2**
Construct process control improvements.						
Other	-	-	-	-	76,000	76,000
Construction	-	-	-	-	772,000	772,000
Project Total	-	-	-	-	**$848,000**	**$848,000**
Water Revenues	-	-	-	-	848,000	848,000
Funding Total	-	-	-	-	**$848,000**	**$848,000**

Project No.	*Project Title*	*2010-11*	*2011-12*	*2012-13*	*2013-14*	*2014-15*	*Total*
WS85320012	**UNION HILLS WATER TREATMENT PLANT DISINFECTION BY PRODUCT MITIGATION IMPROVEMENTS**	**Function: Union Hills Plant**				**District: 2**	
Design and and construct to implement chlorination and pH strategies and introduce chlorine dioxide to reduce the trihalomethanes (THM's) produced in the treatment process.							
Estimated full-year ongoing operating costs: $5,600,000							
Other		156,000	239,520	150,000	-	-	545,520
Design		1,500,000	-	-	-	-	1,500,000
Construction		8,565,445	-	-	-	-	8,565,445
Project Total		**$10,221,445**	**$239,520**	**$150,000**	-	-	**$10,610,965**
Water Revenues		-	-	150,000	-	-	150,000
Nonprofit Corp Bonds - Water		10,221,445	239,520	-	-	-	10,460,965
Funding Total		**$10,221,445**	**$239,520**	**$150,000**	-	-	**$10,610,965**
WS85320016	**UNION HILLS WATER TREATMENT PLANT REHABILITATION PROJECT**	**Function: Union Hills Plant**				**District: 2**	
Design and construct rehabilitation requirements to upgrade the electrical system and replace the water manifold to meet current city codes.							
Other		238,000	238,000	100,000	-	-	576,000
Design		1,000,000	-	-	-	-	1,000,000
Construction		8,924,000	-	-	-	-	8,924,000
Project Total		**$10,162,000**	**$238,000**	**$100,000**	-	-	**$10,500,000**
Water Revenues		-	-	100,000	-	-	100,000
Nonprofit Corp Bonds - Water		10,162,000	238,000	-	-	-	10,400,000
Funding Total		**$10,162,000**	**$238,000**	**$100,000**	-	-	**$10,500,000**
WS85320018	**UNION HILLS WATER TREATMENT PLANT REHABILITATION**	**Function: Union Hills Plant**				**District: 2**	
Design rehabilitation requirements for large pumps and motors, electrical and control panels, above ground piping manifolds, sludge collection equipment and concrete structures.							
Other		-	-	-	58,125	58,125	116,250
Design		-	-	-	723,750	-	723,750
Project Total		-	-	-	**$781,875**	**$58,125**	**$840,000**
Water Revenues		-	-	-	781,875	58,125	840,000
Funding Total		-	-	-	**$781,875**	**$58,125**	**$840,000**
WS85320019	**UNION HILLS WATER TREATMENT PLANT INSTRUMENTATION AND CONTROL INSPECTION SERVICES**	**Function: Union Hills Plant**				**District: 2**	
Provide on call inspection services for instrumentation and control projects at the Union Hills Water Treatment Plant.							
Other		18,900	-	-	12,000	12,000	42,900
Design		315,000	-	-	200,000	200,000	715,000
Project Total		**$333,900**	-	-	**$212,000**	**$212,000**	**$757,900**
Water Revenues		333,900	-	-	212,000	212,000	757,900
Funding Total		**$333,900**	-	-	**$212,000**	**$212,000**	**$757,900**

Project No.	*Project Title*	*2010-11*	*2011-12*	*2012-13*	*2013-14*	*2014-15*	*Total*
WS85320022	**UNION HILLS WATER TREATMENT PLANT/CAVE CREEK WATER RECLAMATION PLANT JOINT SLUDGE DEWATERING FACILITIES**	**Function: Union Hills Plant**				**District: 2**	
Design and construct a permanent sludge dewatering facility at Union Hills Water Treatment Plant with separate facilities onsite for sludge from Cave Creek Water Reclamation Plant.							
Estimated full-year ongoing operating costs: $753,800							
Other		-	116,500	166,500	567,000	567,000	1,417,000
Design		-	2,167,000	-	2,800,000	-	4,967,000
Construction		-	-	-	23,866,000	-	23,866,000
Project Total		-	**$2,283,500**	**$166,500**	**$27,233,000**	**$567,000**	**$30,250,000**
Water Revenues		-	-	166,500	27,233,000	567,000	27,966,500
Nonprofit Corp Bonds - Water		-	2,283,500	-	-	-	2,283,500
Funding Total		-	**$2,283,500**	**$166,500**	**$27,233,000**	**$567,000**	**$30,250,000**
WS85230012	**VAL VISTA WATER TREATMENT PLANT PROCESS CONTROL OPTIMIZATION**	**Function: Val Vista Plant**				**District: Citywide**	
Construct improvements to increase the efficiency of existing control systems at the Val Vista Water Treatment Plant.							
Other		-	-	-	-	121,500	121,500
Construction		-	-	-	-	1,994,625	1,994,625
Project Total		-	-	-	-	**$2,116,125**	**$2,116,125**
Val Vista WTP City of Mesa		-	-	-	-	865,707	865,707
Nonprofit Corp Bonds - Water		-	-	-	-	1,250,418	1,250,418
Funding Total		-	-	-	-	**$2,116,125**	**$2,116,125**
WS85230023	**VAL VISTA WATER TREATMENT PLANT INSTRUMENTATION AND CONTROL INSPECTION SERVICES**	**Function: Val Vista Plant**				**District: Citywide**	
Provide on call inspection services for instrumentation and control projects at the Val Vista Water Treatment Plant.							
Other		-	-	-	17,999	-	17,999
Design		-	-	-	300,000	-	300,000
Project Total		-	-	-	**$317,999**	-	**$317,999**
Water Revenues		-	-	-	187,906	-	187,906
Val Vista WTP City of Mesa		-	-	-	130,093	-	130,093
Funding Total		-	-	-	**$317,999**	-	**$317,999**
WS85230025	**VAL VISTA MAIN REHABILITATION**	**Function: Val Vista Plant**				**District: Citywide**	
Acquire temporary construction easement, design and construct 3,517 linear feet of steel liner within the Val Vista Water main from station 166+38 (near Rio Salado and Rural Road) to station 132+81 (near the ASU parking lot along Rio Salado.)							
Other		96,000	96,000	-	545,000	545,000	1,282,000
Land Acquisition		-	-	-	1,100,000	-	1,100,000
Design		-	-	-	1,927,097	-	1,927,097
Construction		-	-	-	14,882,903	-	14,882,903
Project Total		**$96,000**	**$96,000**	-	**$18,455,000**	**$545,000**	**$19,192,000**
Water Revenues		-	-	-	-	474,150	474,150
Val Vista WTP City of Mesa		-	-	-	1,319,150	70,850	1,390,000
Nonprofit Corp Bonds - Water		96,000	96,000	-	17,135,850	-	17,327,850
Funding Total		**$96,000**	**$96,000**	-	**$18,455,000**	**$545,000**	**$19,192,000**

Project No.	*Project Title*	*2010-11*	*2011-12*	*2012-13*	*2013-14*	*2014-15*	*Total*
WS85230035	**VAL VISTA WATER TREATMENT PLANT TREATMENT OPTIMIZATION**	**Function: Val Vista Plant**				**District: Citywide**	
Complete improvements to the treatment process at the Val Vista Water Treatment Plant.							
Other		117,712	100,000	-	-	-	217,712
Project Total		**$117,712**	**$100,000**	-	-	-	**$217,712**
Val Vista WTP City of Mesa		48,156	40,910	-	-	-	89,066
Nonprofit Corp Bonds - Water		69,556	59,090	-	-	-	128,646
Funding Total		**$117,712**	**$100,000**	-	-	-	**$217,712**
WS85230040	**VAL VISTA WATER TREATMENT PLANT REHABILITATION**	**Function: Val Vista Plant**				**District: Citywide**	
Design additional rehabilitation of the Val Vista Water Treatment Plant.							
Other		-	-	-	55,000	55,000	110,000
Design		-	-	-	1,264,999	-	1,264,999
Project Total		-	-	-	**$1,319,999**	**$55,000**	**$1,374,999**
Water Revenues		-	-	-	779,988	32,500	812,488
Val Vista WTP City of Mesa		-	-	-	540,011	22,500	562,511
Funding Total		-	-	-	**$1,319,999**	**$55,000**	**$1,374,999**
WS85230045	**VAL VISTA WATER TREATMENT PLANT - GRANULATED ACTIVATED CARBON CONTACTORS**	**Function: Val Vista Plant**				**District: Citywide**	
Construct Granulated Activated Carbon contactor basins, associated pump stations, equalization basin and site grade modification for drainage and electrical power improvement to support new facilities. Estimated full-year ongoing operating costs: $17,779,100							
Other		627,750	389,867	250,000	100,000	-	1,367,617
Construction		72,866,000	-	-	-	-	72,866,000
Project Total		**$73,493,750**	**$389,867**	**$250,000**	**$100,000**	-	**$74,233,617**
Water Revenues		-	-	250,000	100,000	-	350,000
Nonprofit Corp Bonds - Water		73,493,750	389,867	-	-	-	73,883,617
Funding Total		**$73,493,750**	**$389,867**	**$250,000**	**$100,000**	-	**$74,233,617**
WS85500045	**MISCELLANEOUS DISTRIBUTION MAINS**	**Function: Water Mains**				**District: Citywide**	
Perform pothole investigations and miscellaneous projects to be determined in advance of paving or to meet emergency situations and construction field inspection.							
Construction		-	2,215,000	2,280,000	2,350,000	2,425,000	9,270,000
Project Total		-	**$2,215,000**	**$2,280,000**	**$2,350,000**	**$2,425,000**	**$9,270,000**
Water Revenues		-	2,215,000	2,280,000	2,350,000	2,425,000	9,270,000
Funding Total		-	**$2,215,000**	**$2,280,000**	**$2,350,000**	**$2,425,000**	**$9,270,000**
WS85500046	**NEW AND REPLACEMENT MAINS AND VALVES**	**Function: Water Mains**				**District: Citywide**	
Staff time and materials to install new and replace damaged mains and valves.							
Other		2,300,000	2,350,000	2,725,000	2,800,000	2,800,000	12,975,000
Project Total		**$2,300,000**	**$2,350,000**	**$2,725,000**	**$2,800,000**	**$2,800,000**	**$12,975,000**
Water Revenues		2,300,000	2,350,000	2,725,000	2,800,000	2,800,000	12,975,000
Funding Total		**$2,300,000**	**$2,350,000**	**$2,725,000**	**$2,800,000**	**$2,800,000**	**$12,975,000**

Project No. *Project Title*	*2010-11*	*2011-12*	*2012-13*	*2013-14*	*2014-15*	*Total*
WS85500047 NEW AND REPLACEMENT FIRE HYDRANTS	**Function: Water Mains**				**District: Citywide**	
Install new and replace fire hydrants.						
Equipment	1,880,000	2,050,000	1,600,000	1,600,000	1,650,000	8,780,000
Project Total	**$1,880,000**	**$2,050,000**	**$1,600,000**	**$1,600,000**	**$1,650,000**	**$8,780,000**
Water Revenues	1,880,000	2,050,000	1,600,000	1,600,000	1,650,000	8,780,000
Funding Total	**$1,880,000**	**$2,050,000**	**$1,600,000**	**$1,600,000**	**$1,650,000**	**$8,780,000**
WS85500049 WATER RELOCATIONS BY CONTRACTOR	**Function: Water Mains**				**District: Citywide**	
Relocate mains, meters, hydrants and valves ahead of street improvements by contractor.						
Construction	225,000	1,360,000	1,400,000	1,440,000	1,485,000	5,910,000
Project Total	**$225,000**	**$1,360,000**	**$1,400,000**	**$1,440,000**	**$1,485,000**	**$5,910,000**
Water Revenues	225,000	1,360,000	1,400,000	1,440,000	1,485,000	5,910,000
Funding Total	**$225,000**	**$1,360,000**	**$1,400,000**	**$1,440,000**	**$1,485,000**	**$5,910,000**
WS85500052 NEW WATER SERVICE CONNECTIONS	**Function: Water Mains**				**District: Citywide**	
Staff time and materials to install new services and meters.						
Other	3,970,700	7,030,000	7,170,000	7,300,000	7,500,000	32,970,700
Project Total	**$3,970,700**	**$7,030,000**	**$7,170,000**	**$7,300,000**	**$7,500,000**	**$32,970,700**
Water Revenues	3,970,700	7,030,000	7,170,000	7,300,000	7,500,000	32,970,700
Funding Total	**$3,970,700**	**$7,030,000**	**$7,170,000**	**$7,300,000**	**$7,500,000**	**$32,970,700**
WS85500053 CONSTRUCTION CONTINGENCY	**Function: Water Mains**				**District: Citywide**	
Construction contingency for change orders, inflationary increases and other unexpected costs.						
Construction	5,376,453	4,900,000	6,686,528	6,588,195	7,107,895	30,659,071
Project Total	**$5,376,453**	**$4,900,000**	**$6,686,528**	**$6,588,195**	**$7,107,895**	**$30,659,071**
Water Revenues	1,430,882	1,421,369	2,521,528	2,573,909	3,073,524	11,021,212
Water Development Occupational Fee	-	-	3,000,000	3,000,000	3,000,000	9,000,000
Val Vista WTP City of Mesa	1,206,844	1,000,000	1,165,000	1,014,286	1,034,371	5,420,501
Nonprofit Corp Bonds - Water	2,738,727	2,478,631	-	-	-	5,217,358
Funding Total	**$5,376,453**	**$4,900,000**	**$6,686,528**	**$6,588,195**	**$7,107,895**	**$30,659,071**
WS85500058 RELOCATE SERVICES, HYDRANTS AND MAINS	**Function: Water Mains**				**District: Citywide**	
Relocate meters, hydrants and mains ahead of street improvements.						
Other	1,260,000	1,425,000	1,470,000	1,515,000	1,560,000	7,230,000
Project Total	**$1,260,000**	**$1,425,000**	**$1,470,000**	**$1,515,000**	**$1,560,000**	**$7,230,000**
Water Revenues	1,260,000	1,425,000	1,470,000	1,515,000	1,560,000	7,230,000
Funding Total	**$1,260,000**	**$1,425,000**	**$1,470,000**	**$1,515,000**	**$1,560,000**	**$7,230,000**
WS85500103 PARADISE VALLEY WATER SYSTEM REHABILITATION	**Function: Water Mains**				**District: 3**	
Construct improvements to the Paradise Valley Water System.						
Estimated full-year ongoing operating costs: $53,320						
Other	80,254	220,254	200,000	-	-	500,508
Construction	5,289,492	-	-	-	-	5,289,492
Project Total	**$5,369,746**	**$220,254**	**$200,000**	-	-	**$5,790,000**
Water Revenues	-	-	200,000	-	-	200,000
Nonprofit Corp Bonds - Water	5,369,746	220,254	-	-	-	5,590,000
Funding Total	**$5,369,746**	**$220,254**	**$200,000**	-	-	**$5,790,000**

Project No.	*Project Title*	*2010-11*	*2011-12*	*2012-13*	*2013-14*	*2014-15*	*Total*
WS85500125	**56TH ST MAIN: PINNACLE PEAK TO BEARDSLEY ROAD**	**Function: Water Mains**				**District: 2**	
Design and construct 11,000 feet of 36-inch main at 56th Street and Pinnacle Peak Road to Beardsley Road.							
Other		100,000	-	-	-	-	100,000
Design		800,000	-	-	-	-	800,000
Construction		7,730,000	-	-	-	-	7,730,000
Project Total		**$8,630,000**	-	-	-	-	**$8,630,000**
Nonprofit Corp Bonds - Water		100,000	-	-	-	-	100,000
Impact Fee - Desert View, Water		8,530,000	-	-	-	-	8,530,000
Funding Total		**$8,630,000**	-	-	-	-	**$8,630,000**
WS85500126	**ZONE 4S INTEGRATION**		**Function: Water Mains**			**District: 6**	
Design and construct 2,300 linear feet of 8-inch main from 19th Street south of Chandler Blvd to 19th Way north of Chandler Blvd.							
Other		-	-	15,000	216,500	216,500	448,000
Design		-	-	120,000	-	-	120,000
Construction		-	-	-	2,167,000	-	2,167,000
Project Total		-	-	**$135,000**	**$2,383,500**	**$216,500**	**$2,735,000**
Water Revenues		-	-	135,000	2,383,500	216,500	2,735,000
Funding Total		-	-	**$135,000**	**$2,383,500**	**$216,500**	**$2,735,000**
WS85500135	**WATER MAIN REPLACEMENT PROGRAM**		**Function: Water Mains**			**District: Citywide**	
Construct improvements recommended in the Integrity Study.							
Other		153,127	365,422	5,796,050	6,435,000	6,473,765	19,223,364
Construction		2,474,098	11,144,580	19,550,000	16,750,000	24,950,000	74,868,678
Project Total		**$2,627,225**	**$11,510,002**	**$25,346,050**	**$23,185,000**	**$31,423,765**	**$94,092,042**
Water Revenues		2,627,225	218,532	5,250,000	23,185,000	31,423,765	62,704,522
Nonprofit Corp Bonds - Water		-	11,291,470	20,096,050	-	-	31,387,520
Funding Total		**$2,627,225**	**$11,510,002**	**$25,346,050**	**$23,185,000**	**$31,423,765**	**$94,092,042**
WS85500210	**WATER RELOCATIONS FOR LIGHT RAIL**		**Function: Water Mains**			**District: 4, 5, 7 & 8**	
Relocate water lines for Light Rail.							
Other		67,000	-	-	-	-	67,000
Construction		1,593,426	-	-	-	-	1,593,426
Project Total		**$1,660,426**	-	-	-	-	**$1,660,426**
Nonprofit Corp Bonds - Water		1,660,426	-	-	-	-	1,660,426
Funding Total		**$1,660,426**	-	-	-	-	**$1,660,426**
WS85500229	**PLUMBING CONTRACT**		**Function: Water Mains**			**District: Citywide**	
Construct plumbing connections for alley service relocations.							
Construction		4,775,000	4,920,000	5,075,000	5,215,000	5,375,000	25,360,000
Project Total		**$4,775,000**	**$4,920,000**	**$5,075,000**	**$5,215,000**	**$5,375,000**	**$25,360,000**
Water Revenues		4,775,000	4,920,000	5,075,000	5,215,000	5,375,000	25,360,000
Funding Total		**$4,775,000**	**$4,920,000**	**$5,075,000**	**$5,215,000**	**$5,375,000**	**$25,360,000**

Water

Project No.	Project Title	2010-11	2011-12	2012-13	2013-14	2014-15	Total
WS85500233	**WATER MAIN: 24TH STREET WATER TREATMENT PLANT TO 36TH STREET**	**Function: Water Mains**				**District: 6**	
Complete land acquisition and construction of 7,200 feet of 24-inch transmission main from 24th Street Water Treatment Plant to Lincoln Drive and 36th Street.							
Other		150,416	-	-	-	-	150,416
Land Acquisition		200,000	-	-	-	-	200,000
Construction		300,000	-	-	-	-	300,000
Project Total		**$650,416**	-	-	-	-	**$650,416**
Water Revenues		650,416	-	-	-	-	650,416
Funding Total		**$650,416**	-	-	-	-	**$650,416**
WS85500248	**INSTALL NEW HYDRANTS BY CONTRACTOR**	**Function: Water Mains**				**District: Citywide**	
Install new hydrants by contractor as required.							
Other		56,700	80,000	150,000	150,000	150,000	586,700
Construction		1,260,000	1,300,000	1,335,000	1,375,000	1,415,000	6,685,000
Project Total		**$1,316,700**	**$1,380,000**	**$1,485,000**	**$1,525,000**	**$1,565,000**	**$7,271,700**
Water Revenues		1,316,700	1,380,000	1,485,000	1,525,000	1,565,000	7,271,700
Funding Total		**$1,316,700**	**$1,380,000**	**$1,485,000**	**$1,525,000**	**$1,565,000**	**$7,271,700**
WS85500264	**LARGE TRANSMISSION MAIN REHABILITATION**	**Function: Water Mains**				**District: Citywide**	
Rehabilitate large diameter water mains.							
Other		-	-	-	1,000,000	819,840	1,819,840
Construction		-	-	-	13,540,000	13,950,000	27,490,000
Project Total		-	-	-	**$14,540,000**	**$14,769,840**	**$29,309,840**
Water Revenues		-	-	-	800,000	14,769,840	15,569,840
Nonprofit Corp Bonds - Water		-	-	-	13,740,000	-	13,740,000
Funding Total		-	-	-	**$14,540,000**	**$14,769,840**	**$29,309,840**
WS85500302	**DESERT VIEW ZONE 5 WATER TRANSMISSION MAIN**	**Function: Water Mains**				**District: 2**	
Purchase right-of-way for Desert View Zone 5 transmission main.							
Other		34,500	-	-	-	-	34,500
Land Acquisition		187,500	-	-	-	-	187,500
Project Total		**$222,000**	-	-	-	-	**$222,000**
Nonprofit Corp Bonds - Water		34,500	-	-	-	-	34,500
Impact Fee - Desert View, Water		187,500	-	-	-	-	187,500
Funding Total		**$222,000**	-	-	-	-	**$222,000**
WS85500305	**ANNUAL HYDRANT REPAIR CONTRACT**	**Function: Water Mains**				**District: Citywide**	
Provide for annual contract for hydrant repair and replacement.							
Other		52,800	60,000	100,000	100,000	100,000	412,800
Construction		880,000	900,000	915,000	685,000	805,000	4,185,000
Project Total		**$932,800**	**$960,000**	**$1,015,000**	**$785,000**	**$905,000**	**$4,597,800**
Water Revenues		932,800	960,000	1,015,000	785,000	905,000	4,597,800
Funding Total		**$932,800**	**$960,000**	**$1,015,000**	**$785,000**	**$905,000**	**$4,597,800**

Project No.	*Project Title*	*2010-11*	*2011-12*	*2012-13*	*2013-14*	*2014-15*	*Total*
WS85500310	**LOWER CAMELBACK EAST RESIDENTIAL PRESSURE IMPROVEMENTS**	**Function: Water Mains**				**District: 6**	
Construct improvements to the water distribution system to increase capacity in the lower Camelback east residential corridor.							
Estimated full-year ongoing operating costs: $111,050							
Other		497,055	497,055	400,000	175,000	-	1,569,110
Construction		47,627,890	-	-	-	-	47,627,890
	Project Total	**$48,124,945**	**$497,055**	**$400,000**	**$175,000**	-	**$49,197,000**
Water Revenues		-	400,000	400,000	175,000	-	975,000
Water Development Occupational Fee		5,415,892	97,055	-	-	-	5,512,947
Nonprofit Corp Bonds - Water		42,709,053	-	-	-	-	42,709,053
	Funding Total	**$48,124,945**	**$497,055**	**$400,000**	**$175,000**	-	**$49,197,000**
WS85500313	**WATER MAIN: AREA BOUNDED BY 7TH AVENUE TO 15TH AVENUE/MARICOPA FREEWAY TO HARRISON**	**Function: Water Mains**				**District: 8**	
Complete construction of new 6" and 12" water main and 60 new fire hydrants.							
Other		144,000	-	-	-	-	144,000
	Project Total	**$144,000**	-	-	-	-	**$144,000**
Nonprofit Corp Bonds - Water		144,000	-	-	-	-	144,000
	Funding Total	**$144,000**	-	-	-	-	**$144,000**
WS85500320	**VALVE ASSESSMENT PROJECT**	**Function: Water Mains**				**District: Citywide**	
Construct, repair and replace valves and conduct routine maintenance.							
Other		57,000	57,000	50,000	30,000	30,000	224,000
Construction		1,378,000	950,000	750,000	500,000	500,000	4,078,000
	Project Total	**$1,435,000**	**$1,007,000**	**$800,000**	**$530,000**	**$530,000**	**$4,302,000**
Water Revenues		-	57,000	50,000	530,000	-	637,000
Nonprofit Corp Bonds - Water		1,435,000	950,000	750,000	-	530,000	3,665,000
	Funding Total	**$1,435,000**	**$1,007,000**	**$800,000**	**$530,000**	**$530,000**	**$4,302,000**
WS85500323	**WATER MAIN: 1ST STREET, VAN BUREN TO JEFFERSON**	**Function: Water Mains**				**District: 8**	
Complete replacement of the existing 30-inch water main in 1st Street between Van Buren and Jefferson.							
Other		73,500	-	-	-	-	73,500
	Project Total	**$73,500**	-	-	-	-	**$73,500**
Nonprofit Corp Bonds - Water		73,500	-	-	-	-	73,500
	Funding Total	**$73,500**	-	-	-	-	**$73,500**
WS85500330	**LIGHT RAIL NW EXTENSION WATER RELOCATIONS**	**Function: Water Mains**				**District: 5**	
Design and replace aging waterlines along the Light Rail northwest extension.							
Other		272,664	168,750	168,750	-	-	610,164
Design		440,000	-	-	-	-	440,000
Construction		16,542,336	2,462,500	-	-	-	19,004,836
	Project Total	**$17,255,000**	**$2,631,250**	**$168,750**	-	-	**$20,055,000**
Water Revenues		17,255,000	2,631,250	168,750	-	-	20,055,000
	Funding Total	**$17,255,000**	**$2,631,250**	**$168,750**	-	-	**$20,055,000**

Project No.	*Project Title*	*2010-11*	*2011-12*	*2012-13*	*2013-14*	*2014-15*	*Total*
WS85500333	**WATER MAIN: AREA BOUNDED BY 7TH AVENUE TO 7TH STREET/BROADWAY TO ELWOOD**	**Function: Water Mains**				**District: 7**	
Complete construction of 16,110 linear feet of 6" ductile iron pipe main and install 31 fire hydrants.							
Other		58,500	-	-	-	-	58,500
	Project Total	**$58,500**	-	-	-	-	**$58,500**
Nonprofit Corp Bonds - Water		58,500	-	-	-	-	58,500
	Funding Total	**$58,500**	-	-	-	-	**$58,500**
WS85500334	**WATER MAIN: AREA BOUNDED BY 19TH AVENUE TO 15TH AVENUE/ORANGEWOOD TO NORTHERN**	**Function: Water Mains**				**District: 5**	
Complete construction of 18,300 linear feet of 6" and 8" ductile iron pipe main, install 31 fire hydrants and relocate 168 water meters.							
Other		234,823	-	-	-	-	234,823
	Project Total	**$234,823**	-	-	-	-	**$234,823**
Nonprofit Corp Bonds - Water		234,823	-	-	-	-	234,823
	Funding Total	**$234,823**	-	-	-	-	**$234,823**
WS85500335	**WATER MAIN: AREA BOUNDED BY 7TH STREET TO 12TH STREET/ROESER TO BROADWAY**	**Function: Water Mains**				**District: 8**	
Construct 9,400 linear feet of 6" water mains and install 18 fire hydrants.							
Other		-	300,100	-	-	-	300,100
Construction		-	1,210,000	-	-	-	1,210,000
	Project Total	-	**$1,510,100**	-	-	-	**$1,510,100**
Water Revenues		-	1,510,100	-	-	-	1,510,100
	Funding Total	-	**$1,510,100**	-	-	-	**$1,510,100**
WS85500336	**WATER MAIN: AREA BOUNDED BY 12TH STREET TO 16TH STREET/OAK TO THOMAS**	**Function: Water Mains**				**District: 7**	
Complete construction of over 29,000 linear feet of water mains and install 42 fire hydrants.							
Other		143,640	-	-	-	-	143,640
	Project Total	**$143,640**	-	-	-	-	**$143,640**
Nonprofit Corp Bonds - Water		143,640	-	-	-	-	143,640
	Funding Total	**$143,640**	-	-	-	-	**$143,640**
WS85500343	**WATER MAINS: AREA BOUNDED BY MISSOURI/BETHANY HOME/23RD AVE/19TH AVE**	**Function: Water Mains**				**District: 4**	
Complete construction of 29,000 linear feet of water mains, install 46 fire hydrants and relocate over 420 water meters.							
Other		55,000	-	-	-	-	55,000
	Project Total	**$55,000**	-	-	-	-	**$55,000**
Nonprofit Corp Bonds - Water		55,000	-	-	-	-	55,000
	Funding Total	**$55,000**	-	-	-	-	**$55,000**
WS85500344	**WATER MAIN: AREA BOUNDED BY BETHANY HOME/MARYLAND/19TH AVENUE/15TH AVENUE**	**Function: Water Mains**				**District: 5**	
Complete construction of 21,720 linear feet of water mains and install 32 fire hydrants.							
Other		76,500	-	-	-	-	76,500
	Project Total	**$76,500**	-	-	-	-	**$76,500**
Nonprofit Corp Bonds - Water		76,500	-	-	-	-	76,500
	Funding Total	**$76,500**	-	-	-	-	**$76,500**

Project No. *Project Title*	*2010-11*	*2011-12*	*2012-13*	*2013-14*	*2014-15*	*Total*
WS85500346 WATER ANNUAL EMERGENCY REPAIR CONTRACT **Function: Water Mains**						**District: Citywide**
Provide for annual emergency waterline repairs.						
Other	94,050	96,425	106,750	107,625	114,000	518,850
Design	100,000	105,000	110,000	115,000	120,000	550,000
Construction	855,350	874,475	903,250	922,375	1,038,000	4,593,450
Project Total	**$1,049,400**	**$1,075,900**	**$1,120,000**	**$1,145,000**	**$1,272,000**	**$5,662,300**
Water Revenues	1,049,400	1,075,900	1,120,000	1,145,000	1,272,000	5,662,300
Funding Total	**$1,049,400**	**$1,075,900**	**$1,120,000**	**$1,145,000**	**$1,272,000**	**$5,662,300**
WS85500347 LARGE VALVE ANNUAL REPLACEMENT AND REPAIR CONTRACT **Function: Water Mains**						**District: Citywide**
Provide for annual replacement and repair of large water system valves.						
Other	111,000	118,800	116,475	109,500	110,175	565,950
Design	185,000	198,000	176,000	130,000	135,000	824,000
Construction	3,137,250	1,752,300	1,562,525	1,150,500	1,189,825	8,792,400
Project Total	**$3,433,250**	**$2,069,100**	**$1,855,000**	**$1,390,000**	**$1,435,000**	**$10,182,350**
Water Revenues	3,433,250	2,069,100	1,855,000	1,390,000	1,435,000	10,182,350
Funding Total	**$3,433,250**	**$2,069,100**	**$1,855,000**	**$1,390,000**	**$1,435,000**	**$10,182,350**
WS85500350 NORTHERN WATER DESERT VIEW **Function: Water Mains**						**District: 2**
Construct large, growth-related water infrastructure in the Desert View development impact area.						
Construction	411,611	-	-	-	-	411,611
Project Total	**$411,611**	-	-	-	-	**$411,611**
Impact Fee - Desert View, Water	411,611	-	-	-	-	411,611
Funding Total	**$411,611**	-	-	-	-	**$411,611**
WS85500351 NORTHERN WATER NORTH GATEWAY **Function: Water Mains**						**District: 1 & 2**
Construct large, growth-related water infrastructure in the North Gateway development impact area.						
Construction	5,504,642	-	-	-	-	5,504,642
Project Total	**$5,504,642**	-	-	-	-	**$5,504,642**
Impact Fee - North Gateway, Water	5,504,642	-	-	-	-	5,504,642
Funding Total	**$5,504,642**	-	-	-	-	**$5,504,642**
WS85500352 NORTHERN WATER DEER VALLEY **Function: Water Mains**						**District: 1 & 2**
Construct large, growth-related water infrastructure in the Deer Valley development impact area.						
Construction	6,376,666	-	-	-	-	6,376,666
Project Total	**$6,376,666**	-	-	-	-	**$6,376,666**
Impact Fee - Deer Valley, Water	6,376,666	-	-	-	-	6,376,666
Funding Total	**$6,376,666**	-	-	-	-	**$6,376,666**
WS85500353 SOUTHERN WATER **Function: Water Mains**						**District: 6 & 7**
Construct large, growth-related water infrastructure in the Southern development impact area.						
Construction	13,474,080	-	-	-	-	13,474,080
Project Total	**$13,474,080**	-	-	-	-	**$13,474,080**
Impact Fee - Estrella South, Water	13,474,080	-	-	-	-	13,474,080
Funding Total	**$13,474,080**	-	-	-	-	**$13,474,080**

Project No.	*Project Title*	*2010-11*	*2011-12*	*2012-13*	*2013-14*	*2014-15*	*Total*
WS85500356	**WATER MAIN: AREA BOUNDED BY MARYLAND AVENUE TO GLENDALE AVENUE**	**Function: Water Mains**				**District: 5**	
Complete construction of 19,460 linear feet of water mains, install 27 fire hydrants and relocate 63 water meters.							
Other		168,750	-	-	-	-	168,750
Project Total		**$168,750**	-	-	-	-	**$168,750**
Nonprofit Corp Bonds - Water		168,750	-	-	-	-	168,750
Funding Total		**$168,750**	-	-	-	-	**$168,750**
WS85500357	**WATER MAINS: AREA BOUNDED BY GLENDALE AVE TO ORANGEWOOD AVE**	**Function: Water Mains**				**District: 5**	
Complete construction of 13,840 linear feet of water mains, install 20 fire hydrants and relocate 56 water meters.							
Other		140,000	-	-	-	-	140,000
Project Total		**$140,000**	-	-	-	-	**$140,000**
Water Revenues		140,000	-	-	-	-	140,000
Funding Total		**$140,000**	-	-	-	-	**$140,000**
WS85500358	**WATER MAIN: AREA BOUNDED BY MISSOURI AVENUE TO BETHANY HOME ROAD**	**Function: Water Mains**				**District: 5**	
Complete construction of 27,860 linear feet of water mains, install 45 hydrants and relocate 597 water meters.							
Other		209,250	-	-	-	-	209,250
Project Total		**$209,250**	-	-	-	-	**$209,250**
Nonprofit Corp Bonds - Water		209,250	-	-	-	-	209,250
Funding Total		**$209,250**	-	-	-	-	**$209,250**
WS85500359	**WATER MAIN: ACROSS 1-17 AT SWEETWATER**	**Function: Water Mains**				**District: 1 & 3**	
Construct a new 24-inch water main from I-17 Frontage Road to 25th Avenue along Sweetwater.							
Other		82,351	120,587	-	-	-	202,938
Land Acquisition		40,000	-	-	-	-	40,000
Design		35,000	-	-	-	-	35,000
Construction		2,663,825	-	-	-	-	2,663,825
Project Total		**$2,821,176**	**$120,587**	-	-	-	**$2,941,763**
Water Revenues		-	120,587	-	-	-	120,587
Nonprofit Corp Bonds - Water		2,821,176	-	-	-	-	2,821,176
Funding Total		**$2,821,176**	**$120,587**	-	-	-	**$2,941,763**
WS85500362	**WATER MAIN: PRESSURE ZONE 5EA AND 5EB**	**Function: Water Mains**				**District: 1**	
Design and construct water main along 33rd Avenue and Pinnacle Vista (zone 5EA) and along Stetson Valley Parkway and Inspiration Way (zone 5EB).							
Other		150,000	-	-	-	-	150,000
Design		450,000	-	-	-	-	450,000
Construction		3,292,220	-	-	-	-	3,292,220
Project Total		**$3,892,220**	-	-	-	-	**$3,892,220**
Impact Fee - Deer Valley, Water		3,892,220	-	-	-	-	3,892,220
Funding Total		**$3,892,220**	-	-	-	-	**$3,892,220**

Project No.	*Project Title*	*2010-11*	*2011-12*	*2012-13*	*2013-14*	*2014-15*	*Total*
WS85500364	**WATER MAIN: AREA BOUNDED BY 24TH STREET-28TH STREET/OSBORN-INDIAN SCHOOL**	**Function: Water Mains**				**District: 8**	
Design and construct 4,490 linear feet of water main, install 4 new fire hydrants and relocate 164 water meters.							
Other		133,585	24,022	-	-	-	157,607
Construction		452,673	-	-	-	-	452,673
Project Total		**$586,258**	**$24,022**	-	-	-	**$610,280**
Water Revenues		586,258	24,022	-	-	-	610,280
Funding Total		**$586,258**	**$24,022**	-	-	-	**$610,280**
WS85500365	**WATER MAIN: AREA BOUNDED BY 31ST AVENUE-27TH AVENUE/MISSOURI-BETHANY HOME**	**Function: Water Mains**				**District: 4 & 5**	
Construct 26,230 linear feet of water main and install 41 new fire hydants.							
Other		506,179	300,873	-	-	-	807,052
Construction		2,257,543	-	-	-	-	2,257,543
Project Total		**$2,763,722**	**$300,873**	-	-	-	**$3,064,595**
Water Revenues		-	300,873	-	-	-	300,873
Nonprofit Corp Bonds - Water		2,763,722	-	-	-	-	2,763,722
Funding Total		**$2,763,722**	**$300,873**	-	-	-	**$3,064,595**
WS85500366	**WATER MAIN: AREA BOUNDED BY 16TH STREET-20TH STREET/BETHANY HOME ROAD-MARYLAND**	**Function: Water Mains**				**District: 6**	
Construct 5,790 linear feet of water main, install 5 new fire hydrants and relocate 80 water meters.							
Other		244,902	114,470	-	-	-	359,372
Construction		825,597	-	-	-	-	825,597
Project Total		**$1,070,499**	**$114,470**	-	-	-	**$1,184,969**
Water Revenues		-	114,470	-	-	-	114,470
Nonprofit Corp Bonds - Water		1,070,499	-	-	-	-	1,070,499
Funding Total		**$1,070,499**	**$114,470**	-	-	-	**$1,184,969**
WS85500367	**WATER MAIN: AREA BOUNDED BY 7TH AVENUE-CENTRAL/VINEYARD-SOUTHERN**	**Function: Water Mains**				**District: 7**	
Construct 35,890 linear feet of water main, install 80 new fire hydrants and relocate 507 water meters.							
Other		1,133,130	707,780	-	-	-	1,840,910
Construction		5,345,440	-	-	-	-	5,345,440
Project Total		**$6,478,570**	**$707,780**	-	-	-	**$7,186,350**
Water Revenues		1,489,570	231,650	-	-	-	1,721,220
Nonprofit Corp Bonds - Water		4,989,000	476,130	-	-	-	5,465,130
Funding Total		**$6,478,570**	**$707,780**	-	-	-	**$7,186,350**
WS85500368	**WATER MAIN: AREA BOUNDED BY 40TH STREET-44TH STREET/GREENWAY-PARADISE**	**Function: Water Mains**				**District: 2**	
Construct 5,640 linear feet of water main, install 7 new fire hydrants and relocate 65 water meters.							
Other		121,850	89,811	-	-	-	211,661
Construction		500,500	-	-	-	-	500,500
Project Total		**$622,350**	**$89,811**	-	-	-	**$712,161**
Water Revenues		622,350	89,811	-	-	-	712,161
Funding Total		**$622,350**	**$89,811**	-	-	-	**$712,161**

Project No. *Project Title*	*2010-11*	*2011-12*	*2012-13*	*2013-14*	*2014-15*	*Total*
WS85500370 CHLORINE INJECTION UNITS	**Function: Water Mains**				**District: Citywide**	
Purchase chlorine injection units to aid in the trihalomethanes (THM) reduction strategy in the water distribution system.						
Other	67,500	67,500	30,000	-	-	165,000
Equipment	482,500	482,500	-	-	-	965,000
Project Total	**$550,000**	**$550,000**	**$30,000**	-	-	**$1,130,000**
Water Revenues	550,000	550,000	30,000	-	-	1,130,000
Funding Total	**$550,000**	**$550,000**	**$30,000**	-	-	**$1,130,000**
WS85500371 NEW CHLORINE STRUCTURE (OPTIMIZATION)	**Function: Water Mains**				**District: Citywide**	
Design and construct chlorine injection system to aid in the trihalomethanes (THM) reduction strategy in the water distribution system.						
Other	60,000	60,000	60,000	-	-	180,000
Design	200,000	100,000	100,000	-	-	400,000
Construction	785,000	885,000	885,000	-	-	2,555,000
Project Total	**$1,045,000**	**$1,045,000**	**$1,045,000**	-	-	**$3,135,000**
Water Revenues	1,045,000	1,045,000	1,045,000	-	-	3,135,000
Funding Total	**$1,045,000**	**$1,045,000**	**$1,045,000**	-	-	**$3,135,000**
WS85500372 WATER MAIN REHABILITATION PROGRAM	**Function: Water Mains**				**District: Citywide**	
Design and reconstruct existing water mains to aid in the trihalomethanes (THM) reduction strategy in the water distribution system.						
Other	95,000	95,000	95,000	48,000	-	333,000
Design	350,000	-	-	-	-	350,000
Construction	615,000	965,000	947,000	-	-	2,527,000
Project Total	**$1,060,000**	**$1,060,000**	**$1,042,000**	**$48,000**	-	**$3,210,000**
Water Revenues	1,060,000	1,060,000	60,000	48,000	-	2,228,000
Nonprofit Corp Bonds - Water	-	-	982,000	-	-	982,000
Funding Total	**$1,060,000**	**$1,060,000**	**$1,042,000**	**$48,000**	-	**$3,210,000**
WS85500374 WATER MAIN: FILLMORE ST, 3RD AVE TO 7TH AVE	**Function: Water Mains**				**District: 8**	
Complete replacement of the 12" water line in Fillmore Street from 3rd Avenue to 7th Avenue.						
Other	29,300	-	-	-	-	29,300
Project Total	**$29,300**	-	-	-	-	**$29,300**
Water Revenues	29,300	-	-	-	-	29,300
Funding Total	**$29,300**	-	-	-	-	**$29,300**
WS85500375 WATER MAIN REPLACEMENT AREA BOUNDED BY: THOMAS-OSBORN/19TH AVENUE-15TH AVENUE	**Function: Water Mains**				**District: 4**	
Design and construct 22,280 linear feet of new Ductile Iron Pipe main and install 44 new fire hydrants.						
Other	160,000	280,000	475,600	-	-	915,600
Design	204,000	63,800	-	-	-	267,800
Construction	-	2,860,000	-	-	-	2,860,000
Project Total	**$364,000**	**$3,203,800**	**$475,600**	-	-	**$4,043,400**
Water Revenues	364,000	-	-	-	-	364,000
Nonprofit Corp Bonds - Water	-	3,203,800	475,600	-	-	3,679,400
Funding Total	**$364,000**	**$3,203,800**	**$475,600**	-	-	**$4,043,400**

Project No.	*Project Title*	*2010-11*	*2011-12*	*2012-13*	*2013-14*	*2014-15*	*Total*
WS85500376	**WATER MAIN REPLACEMENT AREA BOUNDED BY: NORTHERN-BUTLER/15TH AVENUE-7TH AVENUE**	**Function: Water Mains**				**District: 3**	
Design 12,990 linear feet of ductile iron pipe in QS 25-26, install 25 new fire hydrants and relocate 78 Rear Meters.							
Other		50,000	-	-	-	-	50,000
Design		185,400	-	-	-	-	185,400
	Project Total	**$235,400**	-	-	-	-	**$235,400**
Water Revenues		235,400	-	-	-	-	235,400
	Funding Total	**$235,400**	-	-	-	-	**$235,400**
WS85500377	**WATER MAIN REPLACEMENT AREA BOUNDED BY: GLENDALE AVE-NORTHERN/15TH AVENUE-7TH AVENUE**	**Function: Water Mains**				**District: 3,6**	
Design and construct 14,890 linear feet of new Ductile Iron Pipe Main, install 20 new fire hydrants and relocate 9 rear meters.							
Other		95,000	496,080	-	-	-	591,080
Design		185,400	-	-	-	-	185,400
Construction		-	1,818,000	-	-	-	1,818,000
	Project Total	**$280,400**	**$2,314,080**	-	-	-	**$2,594,480**
Water Revenues		280,400	-	-	-	-	280,400
Nonprofit Corp Bonds - Water		-	2,314,080	-	-	-	2,314,080
	Funding Total	**$280,400**	**$2,314,080**	-	-	-	**$2,594,480**
WS85500378	**WATER MAIN REPLACEMENT - AREA BOUNDED BY: BUTLER-DUNLAP/31ST AVENUE-27TH AVENUE**	**Function: Water Mains**				**District: 1**	
Design and construct 26,630 linear feet of 6", 8" and 12" water mains, install 42 new fire hydrants and relocate 670 water meters.							
Other		84,450	479,000	428,350	-	-	991,800
Design		463,500	-	-	-	-	463,500
Construction		-	3,630,000	-	-	-	3,630,000
	Project Total	**$547,950**	**$4,109,000**	**$428,350**	-	-	**$5,085,300**
Water Revenues		547,950	-	-	-	-	547,950
Nonprofit Corp Bonds - Water		-	4,109,000	428,350	-	-	4,537,350
	Funding Total	**$547,950**	**$4,109,000**	**$428,350**	-	-	**$5,085,300**
WS85700040	**ACQUIRE ADDITIONAL WATER RESOURCES**	**Function: Water System Studies**				**District: Citywide**	
Design a 2.6 million gallons per day (mgd) Aquifer Storage and Recovery (ASR) well to provide adequate service for projected growth.							
Design		5,076,000	1,400,000	4,400,000	4,400,000	4,400,000	19,676,000
	Project Total	**$5,076,000**	**$1,400,000**	**$4,400,000**	**$4,400,000**	**$4,400,000**	**$19,676,000**
Water Resources Acquisition Fee		5,076,000	1,400,000	4,400,000	4,400,000	4,400,000	19,676,000
	Funding Total	**$5,076,000**	**$1,400,000**	**$4,400,000**	**$4,400,000**	**$4,400,000**	**$19,676,000**
WS85700041	**PRESTRESSED CONCRETE CYLINDER PIPE STUDY AND REPLACEMENT**	**Function: Water System Studies**				**District: Citywide**	
Repair prestressed concrete cylinder pipe and replace deficiencies.							
Other		150,000	200,000	400,000	400,000	400,000	1,550,000
Construction		5,983,000	3,000,000	5,000,000	5,000,000	5,000,000	23,983,000
	Project Total	**$6,133,000**	**$3,200,000**	**$5,400,000**	**$5,400,000**	**$5,400,000**	**$25,533,000**
Water Revenues		6,133,000	3,200,000	400,000	5,400,000	5,400,000	20,533,000
Nonprofit Corp Bonds - Water		-	-	5,000,000	-	-	5,000,000
	Funding Total	**$6,133,000**	**$3,200,000**	**$5,400,000**	**$5,400,000**	**$5,400,000**	**$25,533,000**

Water

Project No. / Project Title	2010-11	2011-12	2012-13	2013-14	2014-15	Total
WS85700062 CAPITAL IMPROVEMENT PROGRAM (CIP) PROJECT CONTROLS SYSTEM IMPLEMENTATION	**Function: Water System Studies**				**District: Citywide**	
Implement the Capital Improvement Program (CIP) Control System.						
Other	734,000	750,000	750,000	750,000	750,000	3,734,000
Project Total	**$734,000**	**$750,000**	**$750,000**	**$750,000**	**$750,000**	**$3,734,000**
Water Revenues	734,000	750,000	750,000	750,000	750,000	3,734,000
Funding Total	**$734,000**	**$750,000**	**$750,000**	**$750,000**	**$750,000**	**$3,734,000**
WS85700070 WATER DEVELOPMENT PLANNING	**Function: Water System Studies**				**District: Citywide**	
Provide for planning costs associated with new water development.						
Other	865,000	865,000	865,000	865,000	865,000	4,325,000
Project Total	**$865,000**	**$865,000**	**$865,000**	**$865,000**	**$865,000**	**$4,325,000**
Water Development Occupational Fee	865,000	865,000	865,000	865,000	865,000	4,325,000
Funding Total	**$865,000**	**$865,000**	**$865,000**	**$865,000**	**$865,000**	**$4,325,000**
WS85700076 CONTRACT MODEL SERVICES	**Function: Water System Studies**				**District: Citywide**	
Complete Water Services division contract models and specifications to develop a Design Build model.						
Other	2,500	-	-	-	-	2,500
Project Total	**$2,500**	-	-	-	-	**$2,500**
Nonprofit Corp Bonds - Water	2,500	-	-	-	-	2,500
Funding Total	**$2,500**	-	-	-	-	**$2,500**
WS85700080 WATER SYSTEM MASTER PLAN	**Function: Water System Studies**				**District: Citywide**	
Update the Water System Master plan study for future water system needs based on growth projections.						
Study	-	-	-	-	1,700,000	1,700,000
Other	-	-	-	-	225,500	225,500
Project Total	-	-	-	-	**$1,925,500**	**$1,925,500**
Water Revenues	-	-	-	-	1,925,500	1,925,500
Funding Total	-	-	-	-	**$1,925,500**	**$1,925,500**
WS85700084 DISTRIBUTION REMOTE FACILITIES - ARC FLASH ANALYSIS	**Function: Water System Studies**				**District: Citywide**	
Analyze and test remote facilities electrical equipment to meet new electric and fire code requirements.						
Other	15,000	-	-	-	-	15,000
Project Total	**$15,000**	-	-	-	-	**$15,000**
Nonprofit Corp Bonds - Water	15,000	-	-	-	-	15,000
Funding Total	**$15,000**	-	-	-	-	**$15,000**
WS85010028 DRILLING AND INSTALLATION OF WELL #250	**Function: Wells**				**District: 1**	
Replace existing well at 16820 N. 47th Ave.						
Estimated full-year ongoing operating costs: $23,000						
Other	39,450	39,450	-	-	-	78,900
Construction	1,241,100	-	-	-	-	1,241,100
Project Total	**$1,280,550**	**$39,450**	-	-	-	**$1,320,000**
Water Development Occupational Fee	1,250,550	-	-	-	-	1,250,550
Nonprofit Corp Bonds - Water	30,000	39,450	-	-	-	69,450
Funding Total	**$1,280,550**	**$39,450**	-	-	-	**$1,320,000**

Project No. *Project Title*	*2010-11*	*2011-12*	*2012-13*	*2013-14*	*2014-15*	*Total*
WS85010029 REGULATORY COMPLIANCE AND ENVIRONMENTAL PROGRAM (RCEP)	**Function: Wells**					**District: Citywide**
Construct improvements for the Regulatory Compliance and Environmental Program (RCEP).						
Other	44,750	44,750	-	-	-	89,500
Construction	1,280,500	-	-	-	-	1,280,500
Project Total	**$1,325,250**	**$44,750**	-	-	-	**$1,370,000**
Water Revenues	1,325,250	44,750	-	-	-	1,370,000
Funding Total	**$1,325,250**	**$44,750**	-	-	-	**$1,370,000**
WS85010036 ACQUIRE FUTURE WELLS	**Function: Wells**					**District: Citywide**
Acquire and construct new wells.						
Other	50,000	78,000	67,000	67,375	63,750	326,125
Construction	-	1,280,500	788,000	812,625	837,250	3,718,375
Project Total	**$50,000**	**$1,358,500**	**$855,000**	**$880,000**	**$901,000**	**$4,044,500**
Water Revenues	50,000	58,500	55,000	55,000	51,000	269,500
Water Development Occupational Fee	-	1,300,000	800,000	825,000	850,000	3,775,000
Funding Total	**$50,000**	**$1,358,500**	**$855,000**	**$880,000**	**$901,000**	**$4,044,500**
WS85010041 DRILL AND INSTALL WELL #299	**Function: Wells**					**District: 2**
Trailing costs for Well #299 at Cave Creek Road and Jomax Road. Estimated full-year ongoing operating costs: $37,000						
Other	25,000	-	-	-	-	25,000
Construction	270,000	-	-	-	-	270,000
Project Total	**$295,000**	-	-	-	-	**$295,000**
Water Revenues	270,000	-	-	-	-	270,000
Nonprofit Corp Bonds - Water	25,000	-	-	-	-	25,000
Funding Total	**$295,000**	-	-	-	-	**$295,000**
WS85010044 DRILL AND INSTALL WELL #281	**Function: Wells**					**District: 2**
Drill and install a new well to replace Well #281. Estimated full-year ongoing operating costs: $38,700						
Other	104,215	71,215	-	-	-	175,430
Construction	2,384,570	-	-	-	-	2,384,570
Project Total	**$2,488,785**	**$71,215**	-	-	-	**$2,560,000**
Water Revenues	2,488,785	-	-	-	-	2,488,785
Nonprofit Corp Bonds - Water	-	71,215	-	-	-	71,215
Funding Total	**$2,488,785**	**$71,215**	-	-	-	**$2,560,000**
WS85010045 SUPERBLOCK 8 WELL SITE	**Function: Wells**					**District: 2**
Acquire land, design and construct a new well to supply Superblock 8 at SE corner of 40th Street and Deer Valley Road.						
Other	-	-	135,000	130,000	105,200	370,200
Land Acquisition	465,000	-	465,000	-	-	930,000
Design	100,000	-	100,000	200,000	400,000	800,000
Construction	-	-	-	1,970,000	1,984,800	3,954,800
Project Total	**$565,000**	-	**$700,000**	**$2,300,000**	**$2,490,000**	**$6,055,000**
Water Revenues	-	-	700,000	2,300,000	-	3,000,000
Water Development Occupational Fee	565,000	-	-	-	-	565,000
Nonprofit Corp Bonds - Water	-	-	-	-	2,490,000	2,490,000
Funding Total	**$565,000**	-	**$700,000**	**$2,300,000**	**$2,490,000**	**$6,055,000**

Project No. *Project Title*	*2010-11*	*2011-12*	*2012-13*	*2013-14*	*2014-15*	*Total*
WS85010046 WELL IMPROVEMENTS		**Function: Wells**			**District: 6**	
Construct well improvements in zone 3SE in the Southeast Phoenix area.						
Other	47,500	47,500	47,500	-	-	142,500
Construction	482,500	482,500	482,500	-	-	1,447,500
Project Total	**$530,000**	**$530,000**	**$530,000**	-	-	**$1,590,000**
Water Revenues	530,000	530,000	530,000	-	-	1,590,000
Funding Total	**$530,000**	**$530,000**	**$530,000**	-	-	**$1,590,000**
WS85010047 GROUND WATER RECHARGE MANAGEMENT PROGRAM		**Function: Wells**			**District: Citywide**	
Design and construct an 18 inch diameter well to provide operational flexibility during short term emergency outage and drought shortages.						
Other	-	-	-	-	210,000	210,000
Design	-	-	-	-	1,500,000	1,500,000
Construction	-	-	-	-	5,890,000	5,890,000
Project Total	-	-	-	-	**$7,600,000**	**$7,600,000**
Water Revenues	-	-	-	-	7,600,000	7,600,000
Funding Total	-	-	-	-	**$7,600,000**	**$7,600,000**
WS85220001 WESTERN CANAL WATER TREATMENT PLANT STUDY		**Function: Western Canal Plant**			**District: 7**	
Complete groundwater testing and research to supplement pilot project providing analysis for Western Canal Water Treatment Plant.						
Other	50,000	-	-	-	-	50,000
Project Total	**$50,000**	-	-	-	-	**$50,000**
Nonprofit Corp Bonds - Water	50,000	-	-	-	-	50,000
Funding Total	**$50,000**	-	-	-	-	**$50,000**
BIWAT20070 WATER BOND ISSUANCE COSTS		**Function: Debt Issuance Costs**			**District: Citywide**	
Bond issuance costs Water Bond Anticipation Notes.						
Other	200,000	-	-	-	-	200,000
Project Total	**$200,000**	-	-	-	-	**$200,000**
Nonprofit Corp Bonds - Water	200,000	-	-	-	-	200,000
Funding Total	**$200,000**	-	-	-	-	**$200,000**
AR84850005 PAPAGO LOOP TRAIL PERCENT FOR ART		**Function: Percent for Art**			**District: 6**	
Design and construct enhancements for the trailhead and corridor at Arcadia Dr and Indian School Rd.						
Construction	-	-	250,000	-	-	250,000
Project Total	-	-	**$250,000**	-	-	**$250,000**
2006 Street Improvement and Storm Sewer Bonds	-	-	250,000	-	-	250,000
Funding Total	-	-	**$250,000**	-	-	**$250,000**
AR84850006 WATER PERCENT FOR ART		**Function: Percent for Art**			**District: Citywide**	
Acquire artwork for the water facilities.						
Construction	129,000	-	-	-	-	129,000
Project Total	**$129,000**	-	-	-	-	**$129,000**
Nonprofit Corp Bonds - Water	129,000	-	-	-	-	129,000
Funding Total	**$129,000**	-	-	-	-	**$129,000**

Project No. *Project Title*	*2010-11*	*2011-12*	*2012-13*	*2013-14*	*2014-15*	*Total*
AR84850010 GRAND CANAL 7TH AVENUE TO CENTRAL	**Function: Percent for Art**				**District: 4**	
Integrate art to improve trail connections and pedestrian amenities leading to the Light Rail stop on Central Avenue.						
Construction	200,000	-	-	-	-	200,000
Project Total	**$200,000**	-	-	-	-	**$200,000**
Nonprofit Corp Bonds - Water	200,000	-	-	-	-	200,000
Funding Total	**$200,000**	-	-	-	-	**$200,000**
AR84850012 CONNECTED OASIS PERCENT FOR ART	**Function: Percent for Art**				**District: 7 & 8**	
Develop plans and art projects for streetscapes, transit links and open spaces that help achieve the City's goal of a connected oasis downtown.						
Construction	150,000	-	-	-	-	150,000
Project Total	**$150,000**	-	-	-	-	**$150,000**
Nonprofit Corp Bonds - Water	68,000	-	-	-	-	68,000
Nonprofit Corp Bonds - Wastewater	82,000	-	-	-	-	82,000
Funding Total	**$150,000**	-	-	-	-	**$150,000**
AR84850013 WATER PUBLIC ART PLAN PERCENT FOR ART	**Function: Percent for Art**				**District: Citywide**	
Develop a master plan for water-related public art projects citywide.						
Study	33,000	-	-	-	-	33,000
Project Total	**$33,000**	-	-	-	-	**$33,000**
Nonprofit Corp Bonds - Wastewater	33,000	-	-	-	-	33,000
Funding Total	**$33,000**	-	-	-	-	**$33,000**
AR84850016 LITTLE CANYON TRAIL PERCENT FOR ART	**Function: Percent for Art**				**District: 5**	
Complete construction of a trail and enhancements along 31st Avenue canal.						
Construction	15,000	-	-	-	-	15,000
Project Total	**$15,000**	-	-	-	-	**$15,000**
Nonprofit Corp Bonds - Wastewater	15,000	-	-	-	-	15,000
Funding Total	**$15,000**	-	-	-	-	**$15,000**
AR84850018 WALL ART AT DEER VALLEY WATER TREATMENT PLANT PERCENT FOR ART	**Function: Percent for Art**				**District: 1**	
Design and install wall enhancements, landscaping and transit shelters along the Dunlap Avenue side of the water treatment plant.						
Construction	538,000	-	-	-	-	538,000
Project Total	**$538,000**	-	-	-	-	**$538,000**
Nonprofit Corp Bonds - Water	538,000	-	-	-	-	538,000
Funding Total	**$538,000**	-	-	-	-	**$538,000**
AR84850019 ARIZONA FALLS REFURBISHMENT PERCENT FOR ART	**Function: Percent for Art**				**District: 6**	
Improve safety features at Arizona Falls.						
Construction	35,200	-	-	-	-	35,200
Project Total	**$35,200**	-	-	-	-	**$35,200**
Nonprofit Corp Bonds - Water	35,200	-	-	-	-	35,200
Funding Total	**$35,200**	-	-	-	-	**$35,200**

Project No. *Project Title*	*2010-11*	*2011-12*	*2012-13*	*2013-14*	*2014-15*	*Total*
AR84850021 SOUTH MOUNTAIN PARK STABLES	**Function: Percent for Art**				**District: 8**	
Complete installation of new fencing, seating, and landscaping for the South Mountain Park Ponderosa Stables.						
Construction	15,000	-	-	-	-	15,000
Project Total	**$15,000**	-	-	-	-	**$15,000**
Nonprofit Corp Bonds - Water	15,000	-	-	-	-	15,000
Funding Total	**$15,000**	-	-	-	-	**$15,000**
AR84850022 WATER WORKS PHOTOGRAPHY PROJECT	**Function: Percent for Art**				**District: Citywide**	
Create a portfolio of fine-art images that document the modern practice and history of water delivery in the desert.						
Construction	21,500	-	-	-	-	21,500
Project Total	**$21,500**	-	-	-	-	**$21,500**
Nonprofit Corp Bonds - Water	21,500	-	-	-	-	21,500
Funding Total	**$21,500**	-	-	-	-	**$21,500**
AR84850023 32ND STREET RETROFIT AND GRAND CANAL	**Function: Percent for Art**				**District: 8**	
Design trail enhancements to mark the Grand Canal crossings at 32nd Street and 44th Street.						
Construction	296,000	-	-	-	-	296,000
Project Total	**$296,000**	-	-	-	-	**$296,000**
Nonprofit Corp Bonds - Water	296,000	-	-	-	-	296,000
Funding Total	**$296,000**	-	-	-	-	**$296,000**
AR84850024 PINNACLE PEAK WATER RESERVOIR	**Function: Percent for Art**				**District: 2**	
Design and fabricate enhancements for the new 5 million gallon concrete reservoir at 56th Street.						
Construction	394,000	-	-	-	-	394,000
Project Total	**$394,000**	-	-	-	-	**$394,000**
Nonprofit Corp Bonds - Water	394,000	-	-	-	-	394,000
Funding Total	**$394,000**	-	-	-	-	**$394,000**
AR84850025 GIMME SHELTER URBAN SHADE	**Function: Percent for Art**				**District: 7 & 8**	
Design and fabricate unique shade structures for various public spaces in Phoenix						
Construction	593,300	-	-	-	-	593,300
Project Total	**$593,300**	-	-	-	-	**$593,300**
Nonprofit Corp Bonds - Water	247,000	-	-	-	-	247,000
Arizona Highway User Revenues	46,300	-	-	-	-	46,300
2006 Education Bonds	300,000	-	-	-	-	300,000
Funding Total	**$593,300**	-	-	-	-	**$593,300**
AR84850026 PUEBLO GRANDE ENTRANCE & STREETSCAPE	**Function: Percent for Art**				**District: 8**	
Design and construct a new entrance and streetscape to improve connectivity to the light rail stop at 44th Street & Washington.						
Construction	274,000	1,946,000	-	-	-	2,220,000
Project Total	**$274,000**	**$1,946,000**	-	-	-	**$2,220,000**
Nonprofit Corp Bonds - Water	114,000	1,946,000	-	-	-	2,060,000
2006 Parks and Open Spaces Bonds	90,000	-	-	-	-	90,000
2006 Libraries, Youth, Senior & Cultural Facilities Bonds	70,000	-	-	-	-	70,000
Funding Total	**$274,000**	**$1,946,000**	-	-	-	**$2,220,000**

Water

Project No.	*Project Title*	*2010-11*	*2011-12*	*2012-13*	*2013-14*	*2014-15*	*Total*
AR84850027	**56TH STREET RESERVOIR STREETSCAPE**	**Function: Percent for Art**				**District: 2**	
Design and fabricate enhancements for the streetscape in front of the 56th Street Reservoir Facility.							
Construction		75,000	-	-	-	-	75,000
Project Total		**$75,000**	-	-	-	-	**$75,000**
Nonprofit Corp Bonds - Water		75,000	-	-	-	-	75,000
Funding Total		**$75,000**	-	-	-	-	**$75,000**
AR84900011	**LIFT STATION PROJECTS**	**Function: Percent for Art**				**District: Citywide**	
Enhance the design of several new lift stations.							
Construction		400,000	-	-	-	-	400,000
Project Total		**$400,000**	-	-	-	-	**$400,000**
Nonprofit Corp Bonds - Wastewater		400,000	-	-	-	-	400,000
Funding Total		**$400,000**	-	-	-	-	**$400,000**
AR84900012	**ISAAC STREETSCAPE PHASE 2**	**Function: Percent for Art**				**District: 4**	
Design and implement streetscape at 32nd Avenue and McDowell Road.							
Construction		75,000	240,000	-	-	-	315,000
Project Total		**$75,000**	**$240,000**	-	-	-	**$315,000**
Nonprofit Corp Bonds - Wastewater		75,000	240,000	-	-	-	315,000
Funding Total		**$75,000**	**$240,000**	-	-	-	**$315,000**

Fund Legend

FUND LEGEND

OPERATING FUNDS

Operating fund resources are derived from ongoing revenue sources. Operating funds may be used to finance operating expenditures and "pay-as-you-go" capital improvement projects.

General Funds – These funds are supported by taxes and fees. The use of these funds is not restricted.

- General (Fund 0001)
- General – Library (Fund 0002)

Parks and Preserves – This fund is restricted to the purchase of land for the Sonoran Desert Preserve and to the development and improvement of regional and neighborhood parks. It is supported by a one-tenth percent sales tax.

- Parks and Preserves (Fund 1022)
- Parks and Preserves – Mountain and Desert Preserves – 40% Share (Fund 1437)

Transit 2000 – This fund is restricted to public transportation purposes. This fund is primarily supported by a four-tenths percent sales tax.

- Transit 2000 – Public Transit (Fund 1204)
- Transit 2000 – Participation Light Rail – Non-Billable (Fund 1311)

Development Services – Resources of these funds are derived from ongoing Development Services operations.

- Development Services Revenue – (Fund 0012)

Capital Construction – This fund is restricted to projects to mitigate flooding and dust and to improve neighborhood infrastructure to modern standards. This fund is supported by a two percent sales tax on telecommunication services.

- Capital Construction (Fund 1021)

Arizona Highway User Revenue (AHUR) – Resources of this fund are derived from gas tax and vehicle licensing fees imposed and collected by the State of Arizona and shared with cities and towns. AHUR must be used for street or highway purposes.

- Arizona Highway User Revenue (Fund 0007)

Public Transit – This fund is restricted to public transportation purposes. This fund is primarily supported by a countywide five-tenths percent sales tax.

- Regional Transportation Plan (Fund 1389)

Community Reinvestment – These funds are restricted to business development projects in a specified district or area. They are supported by payments received pursuant to development agreements.

- Community Reinvestment – Downtown (Fund 0291)

Community Development – Community Development Block Grant (CDBG) funds allocated by the federal government to the City of Phoenix for the prevention and removal of slum and blight.

- Community Development Block Grant – 2005 (Fund 2005)
- Community Development Block Grant – 2006 (Fund 2006)
- Community Development Block Grant – 2007 (Fund 2007)
- Community Development Block Grant – 2008 (Fund 2008)
- Community Development Block Grant – 2009 (Fund 2009)
- Community Development Block Grant – 2010 (Fund 2010)

HOPE Grants – Federal Grant funds for the Hope VI Krohn West housing project site.

- HOPE VI – Public Housing – Krohn West (Fund 1527)

Other Restricted Funds – This is a combination of funds used to segregate restricted revenues, receipts and contributions received in small amounts, which are earmarked for restricted purposes.

- Other Restricted – Affordable Housing – Administration (Fund 0240)
- Other Restricted – Libraries (Fund 1277)
- Other Restricted – Other Cities' Contribution – 800Mhz (Fund 1431)
- Other Restricted – Parks Monopole (Fund 1343)
- Other Restricted – Public Works Environmental Program (Fund 1395)

Operating Grants – Grant funds that may be used for either pay-as-you-go capital or operating purposes. Operating grants may be used for capital projects that meet the criteria of the granting agencies.

- Operating Grant – 2009 ARRA – Community Development Block Grant (Fund 1601)
- Operating Grant – 2009 ARRA – Diesel Retrofit (Fund 1549)
- Operating Grant – 2009 ARRA – Energy Efficiency and Conservation Block Grant (Fund 1448)
- Operating Grant – 2009 ARRA – Energy Projects (Fund 1444)

- Operating Grant – 2009 ARRA – Green Retrofit Program (Fund 0082)
- Operating Grant – 2009 ARRA – Neighborhood Stabilization Program 2 (Fund 1604)
- Operating Grant – Federal and State Grant Trust (Fund 0011)
- Operating Grant – Fillmore Gardens Operating (Fund 0086)
- Operating Grant – HOME – 2004-05 (Fund 1350)
- Operating Grant – HOME – 2005-06 (Fund 1352)
- Operating Grant – HOME – 2006-07 (Fund 1506)
- Operating Grant – HOME – 2007-08 (Fund 1507)
- Operating Grant – HOME – 2008-09 (Fund 1508)
- Operating Grant – HOME – 2009-10 (Fund 1596)
- Operating Grant – HOME – Income (Fund 0277)
- Operating Grant – Homeland Security (Fund 85901)
- Operating Grant – Maryvale Revitalization (Fund 1438)
- Operating Grant – Neighborhood Stabilization Program (Fund 2400)
- Operating Grant – Public Housing Proceeds (Fund 1287)
- Operating Grant – Sunnyslope Senior Housing Operating (Fund 0081)
- Operating Grant – Transit Security Grant Program – 2009 (Fund 49002)

Aviation – Resources of these funds are derived from ongoing Aviation operations. Aviation operating funds may be used to support pay-as-you-go Aviation capital projects.

- Aviation Improvement (Fund 0042)
- Aviation Operating (Fund 0041)
- Other – Deer Valley Municipal Airport (Fund 0045)
- Other – Goodyear Municipal Airport (Fund 0047)

Convention Center – Resources of this fund are derived from sales taxes levied to support the Phoenix Convention Center. The Phoenix Convention Center Operating fund may be used to support pay-as-you-go capital projects.

- Convention Center Revenue (Fund 0058)

Solid Waste – Resources of this fund are derived from sanitation and landfill fees. This fund may be used to finance pay-as-you-go Solid Waste capital projects.

- Solid Waste Revenue (Fund 0037)

Wastewater – Resources of these funds are derived from ongoing Wastewater operations. Wastewater operating funds may be used to support pay-as-you-go Wastewater projects.

- SROG Replacement Fund (Fund 0021)
- Wastewater Development Occupational Fees (Fund 0096)
- Wastewater Lines Replacement – (Fund 0095)
- Wastewater Replacement – 23rd Avenue WWTP (Fund 0098)
- Wastewater Revenue (Fund 0090)

Water – Resources of these funds are derived from ongoing Water operations. Water operating funds may be used to support pay-as-you-go Water projects.

- Val Vista – Capital Outlay (Fund 0404)
- Water Development Occupational Fee (Fund 0054)
- Water Resource Acquisition Fee (Fund 0050)
- Water Revenue (Fund 0051)

BOND FUNDS

Bond funds are resources resulting from the issuance of debt instruments (bonds) that require repayment of a specified principle amount at maturity and payment of interest at a stated rate or a formula rate. Bonds funds are restricted to purposes defined in the proposition placed before the voters.

Property Tax Supported – These are voter-approved bonds that finance a variety of capital improvements. The principle and interest payments on these bonds are financed from the secondary property tax levy.

- 1988 Bonds – Community Educational and Cultural Facilities (Fund 0137)
- 1988 Bonds – Freeway Mitigation (Fund 0176)
- 1988 Bonds – Parks and Recreational Facilities (Fund 0141)
- 1989 Bonds – Historic and Cultural Preservation (Fund 0427)
- 2001 Bonds – Arizona Science Center (Fund 3348)
- 2001 Bonds – Citizen Service Centers (Fund 3329)
- 2001 Bonds – Computer Technology (Fund 3303)
- 2001 Bonds – Education, Youth and Cultural Facilities – Percent for Art (Fund 3352)
- 2001 Bonds – Fire Protection (Fund 3319)
- 2001 Bonds – Fire Protection – Percent for Art (Fund 3320)
- 2001 Bonds – Fire Protection Technology (Fund 3302)
- 2001 Bonds – Freeway Mitigation (Fund 3339)
- 2001 Bonds – Freeway Mitigation – Percent for Art (Fund 3340)
- 2001 Bonds – Homeless Shelter (Fund 3333)
- 2001 Bonds – Library Facilities (Fund 3317)
- 2001 Bonds – Museo Chicano (Fund 3347)
- 2001 Bonds – Neighborhood Preservation and Blight Elimination (Fund 3327)
- 2001 Bonds – Parks, Open Space and Recreation Facilities (Fund 3315)
- 2001 Bonds – Parks, Open Space and Recreation Facilities – Percent for Art (Fund 3316)
- 2001 Bonds – Phoenix Center for Community Arts (Fund 3351)
- 2001 Bonds – Phoenix History Museum Expansion (Fund 3350)
- 2001 Bonds – Police Protection (Fund 3300)
- 2001 Bonds – Preserving Phoenix Heritage (Fund 3313)
- 2001 Bonds – Rio Salado Flood Control – Percent for Art (Fund 3312)

- 2001 Bonds – Rio Salado Recreation – Percent for Art (Fund 3310)
- 2001 Bonds – Senior and Family Service Centers (Fund 3323)
- 2001 Bonds – Senior and Family Service Centers – Percent for Art (Fund 3324)
- 2001 Bonds – Service Centers (Fund 3307)
- 2001 Bonds – Storm Sewers (Fund 3335)
- 2001 Bonds – Street Improvement (Fund 3337)
- 2001 Bonds – Symphony Hall (Fund 3342)
- 2006 Bonds – Arts and Cultural Facilities (Fund 3367)
- 2006 Bonds – Arts and Cultural Facilities – Percent for Art (Fund 3368)
- 2006 Bonds – Downtown – Percent for Art (Fund 3364)
- 2006 Bonds – Downtown Education (Fund 3363)
- 2006 Bonds – Economic Development (Fund 3375)
- 2006 Bonds – Economic Development – Percent for Art (Fund 3376)
- 2006 Bonds – Facilities Management (Fund 3371)
- 2006 Bonds – Facilities Management – Percent for Art (Fund 3372)
- 2006 Bonds – Fire Protection (Fund 3355)
- 2006 Bonds – Fire Protection – Percent for Art (Fund 3356)
- 2006 Bonds – Fire Technology (Fund 3359)
- 2006 Bonds – Housing (Fund 3377)
- 2006 Bonds – Housing – Percent for Art (Fund 3378)
- 2006 Bonds – Human Services (Fund 3369)
- 2006 Bonds – Human Services – Percent for Art (Fund 3370)
- 2006 Bonds – Information Technology (Fund 3360)
- 2006 Bonds – Libraries (Fund 3373)
- 2006 Bonds – Libraries – Percent for Art (Fund 3374)
- 2006 Bonds – Neighborhood Services (Fund 3379)
- 2006 Bonds – Neighborhood Services – Percent for Art (Fund 3380)
- 2006 Bonds – Parks (Fund 3365)
- 2006 Bonds – Parks – Percent for Art (Fund 3366)
- 2006 Bonds – Police Protection (Fund 3357)
- 2006 Bonds – Police Protection – Percent for Art (Fund 3358)
- 2006 Bonds – Storm Sewer Improvements (Fund 3381)
- 2006 Bonds – Storm Sewer Improvements – Percent for Art (Fund 3382)
- 2006 Bonds – Street Improvement (Fund 3383)
- 2006 Bonds – Street Improvement – Percent for Art (Fund 3384)
- 2006 Bonds – Technology – Percent for Art (Fund 3362)

Nonprofit Corporation Bonds – These are bonds issued by a nonprofit corporation pursuant to a lease-purchase or purchase agreement with the City. Principle and interest payments on nonprofit corporation bonds are made from various revenues.

- Nonprofit Corporation Bonds – Aviation – Future Bonds (Fund 1425)
- Nonprofit Corporation Bonds – Aviation – PFC #6 (Fund 1528)
- Nonprofit Corporation Bonds – Aviation – Senior Lien Revenue (Fund 1391)

- Nonprofit Corporation Bonds – Convention Center – Expansion P & I (Fund 2257)
- Nonprofit Corporation Bonds – General – Economic Development – Cityscape (Fund 67002)
- Nonprofit Corporation Bonds – General – Facilities (Fund 66030)
- Nonprofit Corporation Bonds – General – Facilities Management – Regency (Fund 68006)
- Nonprofit Corporation Bonds – General – Fire (Fund 68001)
- Nonprofit Corporation Bonds – General – Human Services (Fund 68002)
- Nonprofit Corporation Bonds – General – Information Technology (Fund 68003)
- Nonprofit Corporation Bonds – General – Information Technology – TALIS (Fund 66019)
- Nonprofit Corporation Bonds – General – Municipal Building and Service Centers (Fund 68008)
- Nonprofit Corporation Bonds – General – Police (Fund 1398)
- Nonprofit Corporation Bonds – General – Police (Fund 66004)
- Nonprofit Corporation Bonds – General – Police (Fund 68007)
- Nonprofit Corporation Bonds – General – Streets (Fund 68009)
- Nonprofit Corporation Bonds – Solid Waste – MEGA IV (Fund 65909)
- Nonprofit Corporation Bonds – Solid Waste – MEGA V (Fund 66075)
- Nonprofit Corporation Bonds – Transit 2000 (Fund 1368)
- Nonprofit Corporation Bonds – Wastewater – 2004 (Fund 1284)
- Nonprofit Corporation Bonds – Wastewater – 2006 (Fund 1366)
- Nonprofit Corporation Bonds – Wastewater – 2008 (Fund 1420)
- Nonprofit Corporation Bonds – Wastewater – Future Bonds (Fund 0499)
- Nonprofit Corporation Bonds – Water – 2007 (Fund 1365)
- Nonprofit Corporation Bonds – Water – 2008 (Fund 1421)
- Nonprofit Corporation Bonds – Water – Future Bonds (Fund 0498)

OTHER CAPITAL SOURCES

Other capital sources are resources that are limited to capital construction or acquisition. Examples of these resources include capital grants, other agencies' contributions to joint projects, donations and lease purchase financing.

Impact Fees – Resources of these funds include development impact fee revenues for the peripheral planning areas. Projects financed by these funds must benefit the areas for which the development fees were collected.

- Impact Fee – Ahwatukee – Libraries (Fund 1096)
- Impact Fee – Ahwatukee – Parks (Fund 1099)
- Impact Fee – Ahwatukee – Wastewater (Fund 1201)
- Impact Fee – Deer Valley I – Wastewater (Fund 1060)
- Impact Fee – Deer Valley II – Wastewater (Fund 1061)
- Impact Fee – Deer Valley III – Wastewater (Fund 1062)

- Impact Fee – Deer Valley I-V – Water (Fund 1065)
- Impact Fee – Desert View – Libraries (Fund 0758)
- Impact Fee – Desert View – Parks (Fund 0761)
- Impact Fee – Desert View – Streets (Fund 0759)
- Impact Fee – Desert View – Wastewater (Fund 0766)
- Impact Fee – Desert View – Water (Fund 0765)
- Impact Fee – Desert View / Deer Valley V – Roadways (Fund 1806)
- Impact Fee – Desert View / Deer Valley V – Roadways – Reserve (Fund 1807)
- Impact Fee – Estrella – Storm Drainage (Fund 1090)
- Impact Fee – Estrella / Laveen – Libraries (Fund 1043)
- Impact Fee – Estrella / Laveen – Parks (Fund 1045)
- Impact Fee – Estrella / Laveen – Police Southwest (Fund 1046)
- Impact Fee – Estrella / Laveen – Roadways (Fund 1800)
- Impact Fee – Estrella / Laveen – Roadways – Reserve (Fund 1801)
- Impact Fee – Estrella North – Streets (Fund 1085)
- Impact Fee – Estrella North – Wastewater (Fund 1091)
- Impact Fee – Estrella South – Streets (Fund 1086)
- Impact Fee – Estrella South – Wastewater (Fund 1092)
- Impact Fee – Laveen – Storm Drainage (Fund 1048)
- Impact Fee – Laveen – Streets (Fund 1044)
- Impact Fee – Laveen East – Wastewater (Fund 1306)
- Impact Fee – Laveen West – Wastewater (Fund 1049)
- Impact Fee – North Gateway – Libraries (Fund 1031)
- Impact Fee – North Gateway – Parks (Fund 1035)
- Impact Fee – North Gateway – Wastewater (Fund 1039)
- Impact Fee – North Gateway – Water (Fund 1040)
- Impact Fee – North Gateway (Black Canyon) – Streets (Fund 1033)
- Impact Fee – North Gateway / Deer Valley I-IV – Roadways (Fund 1804)
- Impact Fee – North Gateway / Deer Valley I-IV – Roadways – Reserve (Fund 1805)
- Impact Fee – North Gateway West – Streets (Fund 1032)
- Impact Fee – Northern – Equipment Repair (Fund 0756)
- Impact Fee – Northern – Open Space (Fund 1324)
- Impact Fee – Northern – Police (Fund 0762)
- Impact Fee – Northern – Solid Waste (Fund 0764)
- Impact Fee – Southern – Equipment Repair (Fund 1095)
- Impact Fee – Southern – Solid Waste (Fund 1047)
- Impact Fee – Southern – Water (Fund 1094)

Passenger Facility Charge – Passenger facility charges are imposed on passengers at Sky Harbor International Airport. These funds are restricted to use at Phoenix airports.

- Passenger Facility Charge – #5 (Fund 1423)
- Passenger Facility Charge – #6 (Fund 1430)
- Passenger Facility Charge – Future PFC (Fund 1426)

Other Cities' Share – These funds represent other cities' share in capital projects at the 91st Avenue Wastewater Treatment Plant and Val Vista Water Treatment Plant joint ventures as well as the 800 Mhz Radio Replacement

- Other Cities' Share – SROG – Brogdon Settlement (Fund 0444)
- Other Cities' Share – SROG Replacement Fund (Fund 0400)
- Other Cities' Share – Val Vista Capital Improvements (Fund 0408)

Solid Waste Remediation – This fund is used to account for funds received for remediation at the 19th Avenue Landfill Superfund Site and may be used to finance 19th Avenue Landfill remediation projects only.

- Solid Waste Remediation (Fund 0150)

Capital Grants – Capital grant funds are restricted to capital purposes by the granting agency.

- Capital Grants – ADEQ – Pervious Concrete Demonstration Project (Fund 1544)
- Capital Grants – Aviation – Federal Grants (Fund AS00)
- Capital Grants – FTA – 2004 (Fund 48240)
- Capital Grants – FTA – 2005 (Fund 48250)
- Capital Grants – FTA – 2006 (Fund 48264)
- Capital Grants – FTA – 2006 (Fund 48265)
- Capital Grants – FTA – 2006 (Fund 48274)
- Capital Grants – FTA – 2007 (Fund 48270)
- Capital Grants – FTA – 2008 (Fund 48284)
- Capital Grants – FTA – ARRA 2009 (Fund 48302)
- Capital Grants – FTA – ARRA 2009 – Formula Funding (Fund 48300)
- Capital Grants – FTA – Formula Funding (Fund 48280)
- Capital Grants – FTA – Formula Funding (Fund 48290)
- Capital Grants – FTA – Highways Transfer (Fund 48283)
- Capital Grants – Parks (Fund 87402)
- Capital Grants – Public Housing – ARRA 2009 (Fund 1100)
- Capital Grants – Public Housing – Phase 50107 (Fund 1077)
- Capital Grants – Public Housing – Phase 50108 (Fund 1078)
- Capital Grants – Public Transit – EPA (Fund 49001)
- Capital Grants – Streets – ARRA 2009 (Fund 1443)
- Capital Grants – Water Infrastructure Finance Authority (WIFA) – Water ARRA 2009 (Fund 1548)

Federal, State and Other Participation – These funds are used account for the portion of Federal, State and other agency aid received and applied to various capital improvement projects.

- Federal, State and Other Participation – Federal Aid (Fund 1020)
- Federal, State and Other Participation – State Aid (Fund 1019)

Private Participation – These funds are used account for revenue received and applied to capital improvement projects operated through a partnership of government and one or more private sector companies.

- Private Participation – Plan Six Facilities (Fund 0429)

Capital Reserves – These funds are restricted for future capital projects.

- Capital Reserves – Arizona Highway User Revenue (Fund 1393)
- Capital Reserves – Solid Waste – End Use Reserve (Fund 1233)

Parks Capital Gifts – Private donations and contributions are the funding sources for Parks, Recreation and Mountain Preserves capital improvement projects.

- Capital Gifts – Parks (Fund 1263)

Other Capital – These funds are used to account for the portion of rental income received by tenants for building capital replacement costs and to account for park land sale proceeds used for Parks, Recreation and Mountain Preserves capital improvement projects.

- Other Capital – Capital Replacement – 2120 N Central (Fund 1399)
- Other Capital – Capital Replacement – 411 N Central (Fund 1513)
- Other Capital – Capital Replacement – Genomics Facilities (Fund 1369)
- Other Capital – Proceeds – Parks Land Sale (Fund 1348)

Glossary

GLOSSARY

ADA - Americans with Disabilities Act. This Federal law requires that public facilities be accessible to individuals with physical limitations.

Airport Development Plan (ADP) – This is a new 20 year plan that was presented to the City Council in February 2007. The ADP identified capital projects to be funded from airline rates and charges, passenger and customer facility fees, federal funds and other sources. Debt service and operations and maintenance of existing services and new services were all included in the financial plan.

Appropriation - An authorization granted by the City Council to make expenditures and to incur obligations for purposes specified in the Appropriation Ordinances. Three appropriation ordinances are adopted each year: 1) the operating funds ordinance, 2) the capital funds ordinance, and 3) the re-appropriated funds ordinance.

ARRA - American Recovery and Reinvestment Act of 2009

ASLD - Arizona State Land Department

Bonds - Debt instruments that require repayment of principle on a specified date (the maturity date) and interest at a stated rate or formula rate.

Booster Station – Water pumping facility designed to deliver water flow and maintain system pressure in elevated or outlying areas.

CAD - Computer-aided dispatch

Capital Budget – The capital funds portion of the first year of the five-year Capital Improvement Program.

Capital Funds - Funds restricted to financing the acquisition or construction of capital facilities. Resources of capital funds may be derived from bonds, impact fees, contributions or capital grants.

Capital Improvement Program (CIP) - A plan for capital expenditures needed to maintain and expand the public infrastructure; for example, roads, sewers, water lines or parks. The City's CIP includes a plan to meet these needs for five years and is updated annually to reflect changes in priorities, cost estimates and changing financial strategies. The first year of the CIP is adopted in the operating and capital funds appropriations.

Carryover - A project that was originally appropriated in an earlier year, but due to delays was again appropriated in a later year.

CDBG - See Community Development Block Grant.

CIP - See Capital Improvement Program.

CNG - Compressed natural gas, which is an alternative fuel used to improve air quality.

Community Development Block Grant (CDBG) - Grant funds allocated by the federal government to the City of Phoenix to use for the prevention and removal of slum and blight and to benefit low- and moderate-income persons. The City disburses these funds through an annual application process open to nonprofit organizations and City departments.

Contingency - An appropriation of funds to cover unforeseen events that may occur, such as federal mandates, higher-than-expected inflation and similar eventualities.

Encumbrance - A reservation of funds to cover purchase orders, contracts or other financial commitments that have not been met. The budget basis of accounting considers an encumbrance to be the equivalent of an expenditure.

Enterprise Funds - Funds that are accounted for in a manner similar to a private business. Enterprise funds usually recover their costs (including depreciation) through user fees. The City has five such self-supporting funds: Aviation, Water, Wastewater, Golf and Solid Waste. In addition, the Civic Plaza fund, which is primarily supported by earmarked excise taxes, uses enterprise fund accounting.

Estimate - As used throughout the budget documents, represents the most recent estimate for project expenditures. Estimates are based upon engineering estimates, real estate appraisals or other systematic and rational data.

Expenditure Limit - See State Expenditure Limit.

Fiscal Year - The City of Phoenix has designated July 1 to June 30 as its fiscal year.

Five-Year Major Street Program - A comprehensive plan to improve the City's arterial streets developed by the Street Transportation Department.

FTA – Federal Transit Administration

Function – A group of related projects which will achieve a principal purpose within a program. For example, "Street Modernization" is a function of Street Transportation and Drainage.

Fund - An independent governmental accounting entity with a self-balancing group of accounts including assets, liabilities and fund balance, that record all financial transactions for specific activities of government functions. See the Fund Legend in this document for information about funds used to finance the CIP.

GAC - granulated activated carbon

General Obligation Bonds (G.O. Bonds) - Bonds that require voter approval and finance a variety of public capital projects such as streets, buildings, parks and

improvements. These bonds are backed by the full faith and credit of the issuing government.

G. O. Bonds - See General Obligation Bonds.

Grant - A contribution by one government unit or funding source to another. The contribution is usually made to help support a specified program (i.e., Public Housing or Public Transit), but may be for more general purposes.

Granular Activated Carbon (GAC) – A municipal water treatment system utilizing activated carbon particles through chemical adsorption to remove contaminants and impurities from the water system.

HUD - U.S. Department of Housing and Urban Development

Hydro generation – Power generated from a dam or reservoir

Infrastructure - Facilities that support the daily life and growth of the city, for example, roads, water lines, sewers, public buildings, parks and airports. May also be used to describe road, water lines and other needs to support a specific project.

Impact Fees - Fees adopted by the City Council in 1987 requiring new development in the City's outlying planning areas to pay its proportional share of the costs associated with providing the necessary public infrastructure.

Improvement Districts - Special assessment districts formed by property owners who desire and are willing to pay for mutually beneficial improvements such as streets, sidewalks, sewers and lighting.

Levy - See Tax Levy.

Lift Station - A pumping station that is used to raise flows to ensure the efficient operation of gravity-operated sewers.

LNG – Liquefied natural gas, an alternative fuel used to improve air quality.

Major Street – an arterial street that provides for traffic movement over longer distances. Access to major streets is usually controlled by frontage roads, raised medians, and driveway and intersection spacing.

Mandate - Legislation passed by the state or federal government requiring action or provision of services and/or programs. The Americans with Disabilities Act is an example.

MAG - Maricopa Association of Governments

MG - Million gallons

MGD - Million gallons per day

MHz - MegaHertz

Microseal – A pavement treatment composed of liquefied asphalt, course sand and a polymer additive (to improve durability). Microseal treatments are applied to local and collector streets to improve pavement quality and extend pavement life.

NPDES - National Pollution Discharge Elimination System. This Federal regulation sets standards for the quality of storm water discharged into rivers and streams.

Ordinance - A formal legislative enactment by the City Council. If it is not in conflict with any higher form of law, such as a state statute or constitutional provision, it has the full force and effect of law within the boundaries of the city.

Overlay - A pavement resurfacing treatment consisting of asphalt concrete modified with ground tire rubber or polymer. This treatment is applied to major, collector and local streets to improve pavement quality and extend pavement life.

Passenger Facility Charge funds (PFC) – Fees collected from every enplaned passenger at commercial airports controlled by public agencies. These fees are used to fund FAA-approved projects that enhance safety, security, or capacity; reduce noise; or increase air carrier competition.

Pay-As-You-Go Capital Projects - Capital projects whose funding comes from day-to-day city operating revenue sources.

Percent for Art - An ordinance that allocates up to one percent of the budget for capital-funded projects to fund public art projects.

Plan Six Agreements - Agreements to provide funding to accelerate the construction of the Waddell and Cliff dams and modification of the Roosevelt and Stewart dams, for the benefit of the City of Phoenix. These benefits include the use of additional unappropriated water, controlling floods, improving the safety of existing dams and providing new and improved recreational facilities.

Program - A group of related projects directed at achieving a broad objective. For example, the Water Program includes capital projects to procure, treat and distribute water to the City's water customers.

Property Tax - A levy upon each $100 of assessed valuation of property within the City of Phoenix. Arizona has two types of property taxes. Primary property taxes support the City's general fund and secondary property taxes pay general obligation debt.

RPTA - Regional Public Transportation Authority

Resources - Total amounts available for appropriation including estimated revenues, fund transfers and beginning fund balances.

Restricted Funds - See Special Revenue Fund.

Secondary Property Tax - A tax levy restricted to the payment of debt service on bonded debt. The secondary property tax, when combined with the primary property tax levy, produces a total rate of $1.82 per $100 of assessed valuation.

Slurry Seal – A pavement treatment composed of emulsified asphalt and course sand applied to local streets to improve pavement quality and extend pavement life.

Special Revenue Fund - A fund used to account for receipts from revenue sources that have been earmarked for specific activities and related expenditures. Examples include Arizona Highway User Revenue funds, which must be used for street and highway purposes and secondary property tax, which is restricted to general bonded debt obligations.

SROG – Sub-regional Operating Group. SROG member cities (Phoenix, Mesa, Glendale, Scottsdale and Tempe) participate in the construction, use and operation of the 91st Avenue Wastewater Treatment Plant.

State Expenditure Limit – A limitation on annual expenditures imposed by the Arizona Constitution as approved by the voters in 1980. The limitation is based upon a city's actual 1979-80 expenditures adjusted for interim growth in population and inflation. Certain expenditures may be exempt by the state Constitution or by voter action.

Tax Levy - The total amount to be raised by general property taxes for purposes specified in the Tax Levy Ordinance.

Trihalomethane (THM's) – THM's are by-products of the drinking water disinfection (chlorination) process. The Environmental Protection Agency (EPA) regulates the maximum allowable total THM's in public water systems.

User Fees or User Charges - A fee paid for a public service or use of a public facility by the individual or organization benefiting from the service.

Warranted Traffic Signals – Traffic signals required by traffic conditions to promote safety and the efficient movement of vehicles.

WRP – Water Reclamation Plant

WTP – Water treatment plant

WWTP – Wastewater treatment plant

Ordinances

ORDINANCE S-37189

AN ORDINANCE ADOPTING THE FINAL CAPITAL FUNDS BUDGET FOR THE CITY OF PHOENIX FOR THE FISCAL YEAR 2010-2011; AND DECLARING AN EMERGENCY.

BE IT ORDAINED BY THE COUNCIL OF THE CITY OF PHOENIX as follows:

SECTION 1. The schedule set forth as Section 2 below is hereby adopted as the final 2010-2011 Capital Funds Budget for capital improvements to be made from authorized property tax and revenue supported general obligation bond sale proceeds, nonprofit corporation bond financing, federal and state funds, passenger facility charges, participation by other governmental entities in certain projects, impact fees, capital grants and gifts, capital reserves, solid waste remediation funds and other capital financing sources, for the year beginning July 1, 2010 and ending June 30, 2011.

SECTION 2. The City Council has determined and adopted the following estimates of proposed Capital expenditure improvements for the various purposes therein named for the fiscal year beginning July 1, 2010 and ending June 30, 2011.

Purpose	Appropriation Amount 2010-2011
ARTS AND CULTURAL FACILITIES Bond Funds and Nonprofit Corporation Bond Financing	$5,737,418
AVIATION Nonprofit Corporation Bond Financing, Capital Grants and Passenger Facility Charges	$346,527,072
ECONOMIC DEVELOPMENT Bond Funds and Nonprofit Corporation Bond Financing	$11,806,410
FACILITIES MANAGEMENT Bond Funds, Nonprofit Corporation Bond Financing, Impact Fees and Other Capital Financing	$14,727,568
FIRE PROTECTION Bond Funds and Nonprofit Corporation Bond Financing	$14,434,420
HISTORIC PRESERVATION Bond Funds	$2,968,003
HOUSING Bond Funds, Nonprofit Corporation Bond Financing and Capital Grants	$28,482,390
HUMAN SERVICES Bond Funds and Nonprofit Corporation Bond Financing and Capital Grants	$6,287,307
INFORMATION TECHNOLOGY Bond Funds and Nonprofit Corporation Bond Financing	$4,912,092

Purpose	Appropriation Amount 2010-2011
LIBRARIES Bond Funds and Nonprofit Corporation Bond Financing	$10,433,483
NEIGHBORHOOD SERVICES Bond Funds and Federal, State and Other Participation	$7,487,909
PARKS, RECREATION AND MOUNTAIN PRESERVES Bond Funds, Nonprofit Corporation Bond Financing, Capital Grants and Gifts, Capital Reserves, Impact Fees and Other Capital Financing Sources	$73,767,272
PHOENIX CONVENTION CENTER Bond Funds and Nonprofit Corporation Bond Financing	$3,774,000
POLICE PROTECTION Bond Funds, Nonprofit Corporation Bond Financing and Impact Fees	$33,734,625
PUBLIC TRANSIT Bond Funds, Nonprofit Corporation Bond Financing and Capital Grants	$49,233,829
SOLID WASTE DISPOSAL Bond Funds, Nonprofit Corporation Bond Financing, Capital Reserves, Impact Fees and Remediation Funds	$40,630,476
STREET TRANSPORTATION AND DRAINAGE Bond Funds, Nonprofit Corporation Bond Financing, Capital Grants, Capital Reserves, Impact Fees and Federal, State and Other Participation	$130,491,543

Ordinance S-37189

Purpose	Appropriation Amount 2010-2011
WASTEWATER Nonprofit Corporation Bond Financing, Impact Fees and Other Cities' Participation	$61,482,651
WATER Bond Funds, Nonprofit Corporation Bond Financing, Capital Grants, Impact Fees, Other Cities' Participation and Private Participation Financing Sources	$262,728,063
TOTAL	$1,109,646,531

SECTION 3. Upon the approval of the City Manager, funds may be transferred within purposes set forth in Section 2.

SECTION 4. The City Council may authorize appropriation increases, if funds are available, for purpose of expenditures that are exempt from the limitation provided in Article IX, Section 20, Constitution of Arizona.

SECTION 5. WHEREAS, the immediate operation of the provisions of this ordinance is necessary for the preservation of the public peace, health and safety, and whereas funds must be available on July 1, 2010, an EMERGENCY is hereby declared to exist, and this ordinance shall be in full force and effect from and after its passage by the Council as required by the City Charter, and is hereby exempted from the referendum clause of said Charter.

PASSED by the Council of the City of Phoenix this 23rd day of June, 2010.

MAYOR

ATTEST:

Mario Paniagua, City Clerk

APPROVED AS TO FORM:

, Acting City Attorney

REVIEWED BY:

, City Manager

EEB:ms:866073(CM #71) (Item #5) 06/23/2010

CITY CLERK DEPT.
2010 JUN 21 AM 9:33

Ordinance S-37189

RESOLUTION 20918

A RESOLUTION ADOPTING A 2010-2015 CAPITAL IMPROVEMENT PROGRAM FOR THE CITY OF PHOENIX.

WHEREAS the provisions of Section 18, Chapter XVIII, Phoenix City Charter require that the City Manager submits to the City Council a five-year capital improvement program; and

The City Manager having prepared a five-year program listing all capital improvements proposed to be undertaken during the next ensuing fiscal years beginning July 1, 2010 and ending June 30, 2015; and

Said programs having been submitted to the City Council and filed of record under the title "Preliminary 2010-2015 Capital Improvement Program," in the office of the City Clerk; and

A public hearing on the program having been held on June 9, 2010, at 3:00 p.m. at the Council Chambers of the City of Phoenix, 200 West Jefferson, Phoenix, Arizona; notice of the time, date and place of said hearing having been placed in the official City newspaper and posted on the official bulletin boards not less than two weeks prior to the hearings; and the City Council having considered all matters appropriate thereto; BE IT RESOLVED BY THE COUNCIL OF THE CITY OF PHOENIX as follows:

SECTION 1. That the proposed five-year capital improvement program of all capital improvements to be undertaken by the City of Phoenix for the five next ensuing fiscal years commencing July 1, 2010, and consisting in general of the following items and amounts:

Program	Five-Year Total
Arts and Cultural Facilities	$15,559,000
Aviation	752,491,000
Economic Development	31,420,000
Energy Conservation	44,261,000
Facilities Management	40,487,000
Fire Protection	37,726,000
Historic Preservation	7,662,000
Housing	159,922,000
Human Services	21,828,000
Information Technology	35,782,000
Libraries	24,528,000
Neighborhood Services	24,158,000
Parks, Recreation and Mountain Preserves	184,358,000
Phoenix Convention Center	21,372,000
Police Protection	58,363,000
Public Transit	251,965,000
Solid Waste Disposal	105,892,000
Street Transportation and Drainage	611,008,000
Wastewater	544,894,000
Water	962,692,000
Total	$3,936,368,000

All as is more explicitly set forth in the document entitled "2010-2015 Capital Improvement Program" and in a section of the document entitled "The 2010-2011 Phoenix Detail Budget," to be submitted by the City Manager and filed with the City Clerk, is adopted as the capital improvement program of the City.

SECTION 2. The adoption of this program is a statement of present goals and objectives subject to actual annual appropriation by budget procedure and adoption and to expenditure by regular fiscal payment ordinance.

PASSED by the Council of the City of Phoenix this 9th day of June, 2010.

ACTING MAYOR

ATTEST:

City Clerk

APPROVED AS TO FORM:

Acting City Attorney

REVIEWED BY:

City Manager

EEB:ms:864720: (CM #49) (Item #3) 06/09/10

CITY CLERK DEPT.
2010 JUN -7 AM 9:49

CITY CLERK DEPT.
2010 JUN -7 AM 9:49

Resolution 20918