



City of Phoenix

To: General Obligation Bond Committee **Date:** August 16, 2022

From: Amber Williamson^{AW}
Budget and Research Director

Subject: RESIDENT 2023 GO BOND PROGRAM COMMENTS

The Budget and Research Department compiles community feedback on the General Obligation Bond Program to provide to the GO Bond Committees and City Leadership. **Attachment A** transmits a summary of all community feedback received from August 2 to August 15, 2022.

Budget and Research staff maintains an e-mail address and a voice mailbox for residents to provide comments on the GO Bond Program. **Attachment B** transmits a summary of these comments from August 2 to August 15, 2022, as well as social media statistics.

The version of this report available online includes submissions to the 2023 GOPHX tool from August 2 to August 12, 2022, as **Attachment C**. There have been no Spanish submissions.

At www.phoenix.gov/bond, residents can access the 2023 GO Bond Committee Reports, including the electronic version of this report, and other GO Bond Program information.

Residents can view the following:

- The 2023 GO Bond Informational Guide in English and Spanish
- GOPHX Tool
- GO Bond Informational video in English and Spanish
- Videos of completed GO Bond Committee Meetings

ATTACHMENT A

SUMMARY OF COMMUNITY FEEDBACK PROPOSED 2023 GENERAL OBLIGATION (GO) BOND PROGRAM JULY 1, 2022 – AUGUST 15, 2022

Below is a summary of the comments received directly by the Budget and Research Department by phone and email, captured in minutes from GO Bond Committee meetings, and through the GOPHX tool.

Comments for funding/support of GO Bond projects:

- (22) in support of funding for Fire Department projects, including (18) requesting new and renovated fire stations, and (2) for more emergency vehicles
- (15) additional funding for Parks & Recreation projects, including (5) supporting the Estrella Village Civic Space and (6) in support of Margaret T. Hance Park Improvements
- (6) in support of street improvements, including (2) requesting new sidewalks, (1) supporting pavement maintenance projects, (1) requesting new traffic lights, and (1) requesting funding for roadwork on 67th Avenue from Van Buren to Camelback Road
- (4) additional funding for affordable housing projects, including (1) more affordable housing options in the Garfield neighborhood
- (4) additional funding for public transportation, including (2) for more transit in the West Valley
- (3) in support of funding for police stations, including (2) for the Cactus Park Precinct & Northern Command Center Relocation
- (3) additional funding for heat mitigation projects, including (2) requesting more shade trees and (1) requesting additional funding to install water stations at bus stops
- (3) funding for repairs at Phoenix Center for the Arts
- (2) additional funding to shelter individuals experiencing homelessness
- (2) additional funding for solar panel installation at non-profit facilities and low-income residences
- (2) funding for the Arizona Jewish Historical Society Holocaust Education Center
- (1) in support of Equity Based Transportation
- (1) in support of Vision Zero Implementation
- (1) additional funding for mental health response to calls for service
- (1) in support of City Facility ADA Improvements
- (1) funding for animal control facility improvements
- (1) funding for educational services
- (1) funding for indoor play spaces
- (1) funding for Rio Reimagined
- (1) funding for water conservation efforts
- (1) additional funding for the Sunnyslope Community Center
- (1) funding to pave the wash located north of John Jacobs Elementary School
- (1) funding for cultural facilities
- (1) funding for storm drainage projects

- (1) funding for historic preservation projects
- (1) funding for Neighborhood Traffic Mitigation
- (1) funding for Branch Library at Estrella Civic Space
- (1) funding for repairs at Santa Fe Apartments
- (1) funding for irrigation at Old Cross Cut Canal Park

Comments for reduced funding/opposition of GO Bond Projects:

- (2) opposed funding for Parks & Recreation, including (1) opposed to funding for more pools
- (2) opposed funding of police facilities, including (1) Maryvale Police Precinct and (1) Police Driver Training Track
- (1) opposed funding for Orpheum Theatre and Tovrea Castle preservation projects
- (1) requesting reduced funding for Rio Reimagined
- (1) opposed funding for private residential historic preservation projects
- (1) opposed funding for Neighborhood Traffic Mitigation
- (1) opposed funding for Choice Neighborhoods Housing Development Gap Funding
- (1) opposed funding for the Yucca Branch Library Expansion
- (1) opposed funding for historic preservation projects

ATTACHMENT B

VOICEMAIL, ELECTRONIC, AND WRITTEN GO BOND PROGRAM COMMENTS AUGUST 2, 2022 – AUGUST 15, 2022, AND SOCIAL MEDIA STATISTICS

Emails

1. Frank Steinmetz sent an email in support of funding for a new Cactus Park Precinct as the current precinct is not large enough to accommodate female officers and does not have adequate meeting space for officers to debrief.
2. Ciara Rubalcava sent an email in support of the Public Safety GO Bond Program to build additional fire and police stations due to the city's rapid growth.
3. Michael Rubalcava sent an email in support of funding to build additional fire stations, add 400 firefighters by year 2030, and upgrade and maintain apparatus equipment.
4. Brittany Sauncy sent an email in support of fully funding new fire stations, fire engines and new ambulances.
5. Jake Swartz sent an email in support of funding to build additional fire stations, add firefighters and update fire apparatus.
6. John Beilmann sent an email in support of funding public safety, specifically the Fire Department by adding more fire stations and trucks due to the growth of the City of Phoenix since 2010.
7. Joshua Klemm sent an email in support of funding to build additional fire stations and add more firefighters.
8. Charles Prince sent an email in support of funding to build additional fire stations, add more firefighters and purchase and maintain new apparatus.
9. Kathy Mohan sent an email in support of funding to build additional fire stations, add more equipment and firefighters.
10. Howard E. Lee sent an email in support of funding to support all first responders.
11. Jason Wright sent an email in support of funding to build additional fire stations.
12. Shelle Harfman sent an email in support of funding to build additional fire stations and add fire engines.
13. Sarah Stadler sent an email in support of funding the renovation and repair of the Phoenix Center for the Arts and to build affordable housing.

14. Troy Dulles sent an email in support of funding for additional rescue vehicles including ambulances.
15. Ginnie Ann Sumner sent an email in support of funding to replace the 25-year-old irrigation system at Old Cross Cut Canal that keeps failing between McDowell and Thomas Roads.
16. Martyn Bridgeman sent an email in support of funding to renovate and upgrade Phoenix Center for the Arts.
17. Gina Thompson sent an email opposing funding to upgrade Orpheum Theatre and Tovrea Castle, as the average City of Phoenix family cannot afford the cost to attend these venues but are financially supporting it for the surrounding wealthier city residents to enjoy.
18. Brian Rodriguez sent an email in support of funding to upgrade and add lighting to the west side of Pierce Park.
19. Lisa M. Perez sent an email in support of funding to construct the Estrella Civic Space that has been promised for 20 years.
20. Beth Cartwright sent an email in support of funding to construct the Estrella Civic Space that has been promised for 20 years.
21. Joe Walsh sent an email in support of funding for the Estrella Civic Space and Park project.
22. Abby Denton sent an email in support of funding for the Estrella Civic Space for which the community has waited 15 years.
23. Dorene Levie sent an email in support of funding for the Estrella Civic Space to also include a fire station for which the community has waited 20 years.
24. Judy Bickert sent an email in support of funding to the Hance Park Revitalization Project.
25. Bill Barton sent an email in support of funding to continue the revitalization of Margaret T. Hance Park.
26. Kristine Laws sent an email in support of funding for Margaret T. Hance Park.
27. Christine Lindley sent an email in support of funding for Margaret T. Hance Park.
28. Joan Kelcher sent an email in support of more than \$17 million in funding for the Central Avenue bridge area at Margaret T. Hance Park.

29. Quiona Woods sent an email in support of funding to build additional homeless shelters and affordable housing.

30. Stacia Hurst sent an email in support of adding funding for Sunnyslope Community Center to the list of prioritized projects because the current community center does not offer enough resources for the community and the building is an eyesore to the Sunnyslope area.

31. Ryan Tempest, representing the Roosevelt Action Association, sent a letter in support of funding the Hance Park Revitalization Project (see letter attached).

Voicemails

There were no voicemail comments.

Social media statistics from August 2, 2022 – August 12, 2022

- 1 City of Phoenix Facebook Post
- 19 Likes
- 3 Shares

17 City of Phoenix Tweets (across three City accounts, including the City's bilingual account)

- 1,836 Views
- 47 Likes
- 33 Retweets
- 2 Comments

3 GO Bond Meeting Videos on the City of Phoenix YouTube Account

- 664 Views

Respectfully submitted,

Kari Lambert
Administrative Assistant I



Roosevelt Action Association - est. 1981

August 21, 2022

City of Phoenix
Parks and Recreation Subcommittee
Budget.Research@phoenix.gov

To the Parks and Recreation Subcommittee

The Roosevelt Action Association (“RAA”) represents the interests of people who live and work in the Historic Roosevelt neighborhood in downtown Phoenix, which spans from Central to 7th Avenue, from Van Buren Street to McDowell Road. The west side of Hance Park is within the borders of the Roosevelt neighborhood.

The RAA supports the measure to approve \$17.8 million as part of the overall ‘GOPHX 2023 GO Bond Program. <https://www.phoenix.gov/bond/parks-recreation>. If approved, these funds will help toward complete the Hance Park Revitalization Project, which includes the renovation of the Central Avenue bridge and areas underneath the bridge which are currently in dire need of renovation and repair. These funds will allow for the activation of areas under the bridge and to the east of the bridge.

The eastern portion of Hance Park serves as focal point of the downtown community, while that the western portion is a vital asset to those living in the Roosevelt community. With the expected renovations, the area under the bridge could serve eventually as a destination for community events such as the downtown farmers market and other popular community gatherings.

Hance Park has emerged in recent years as a gathering point for the citizens of Phoenix. With its playground areas, verdant meadow and dog parks, the park has become a magnet for tourists, downtown residents and many longtime residents of Phoenix who might not have ventured downtown in years. This tranche of funding will help realize the vision of Hance Park as a true focal point and center of urban life for everyone in the city of Phoenix. We urge approval of the bond program and, in particular, the \$17.8 million allocation for improvements to Hance Park. Thank you for your consideration.



Roosevelt Action Association - est. 1981

Sincerely,

Roosevelt Action Association Board of Directors

Ryan Tempest

Ryan Tempest, President

info@rooseveltneighborhood.org
ryan@thiscouldbephx.com



GOPHX TOOL

MONTHLY REPORT

Executive Summary

Launched on July 1, 2022, the GOPHX Tool was designed to engage the public in the development of the \$500 million General Obligation (GO) Bond Program proposed by the City of Phoenix. This interactive tool is available in both English and Spanish, and gives residents an opportunity to provide feedback on prioritized projects recommended through the City's Capital Needs Study, as well as to share community priorities and ideas for capital projects that could be included in the GO Bond Program.

Between July 1 and August 12, there were 71 submissions and 1,992 interactive page views.

Throughout the period of GO Bond Committee meetings, Budget and Research staff will provide reports summarizing the data collected through the GOPHX tool. Monthly reports are broken out by Council district and will include the following information:

- Number of submissions received;
- Demographic information;
- Average submission per district or the percentage of "yes" or "no" submissions; and,
- All comments received.

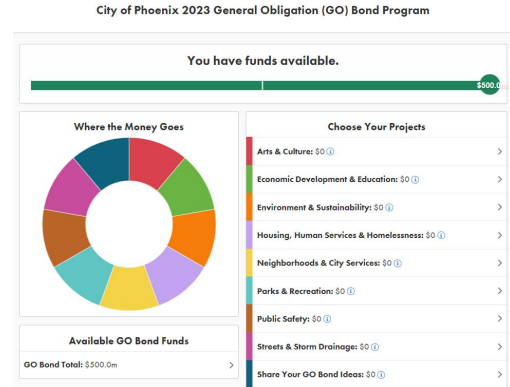
Budget and Research staff respond to comments received via the GOPHX tool, as appropriate. Reports are published on the City of Phoenix GO Bond website at phoenix.gov/bond.

TABLE OF CONTENTS

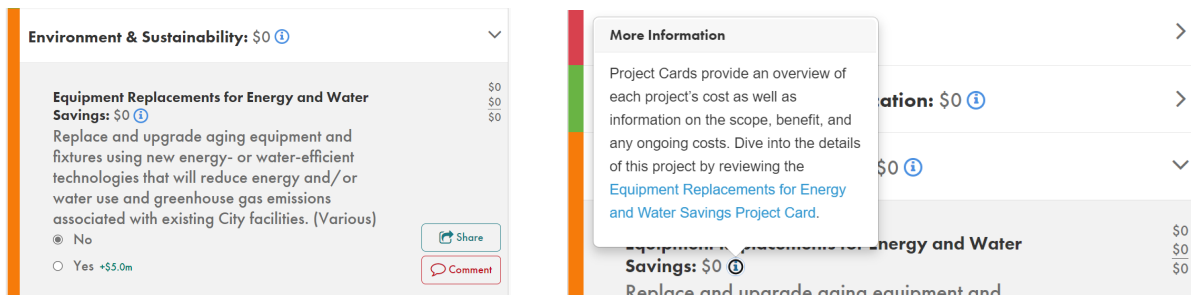
GOPHX Tool Overview.....	1	Arts & Culture.....	21
Citywide.....	2	Economic Development & Education.....	28
District 1.....	5	Environment & Sustainability.....	31
District 2.....	7	Housing, Human Services & Homelessness.....	36
District 3.....	9	Neighborhoods & City Services.....	42
District 4.....	11	Parks & Recreation.....	55
District 5.....	13	Public Safety.....	70
District 6.....	15	Streets & Storm Drainage.....	80
District 7.....	17	Share Your Own Budget Priorities.....	89
District 8.....	19		

GOPHX Tool Overview

The GOPHX interactive tool is loaded with the prioritized projects identified by City departments in the Capital Needs Study. These projects are organized into the following categories, which coincide with each General Obligation (GO) Bond subcommittee. When residents open the tool, they have \$500 million in GO bond funds available to spend.



The default selection for each project is "No". To proceed through the tool, residents review each proposed project and indicate their support for including it in the GO Bond Program by selecting "Yes". Residents also have the opportunity to review Project Cards, which are linked to each project.



Environment & Sustainability: \$0 ⓘ

Equipment Replacements for Energy and Water Savings: \$0 ⓘ

Replace and upgrade aging equipment and fixtures using new energy- or water-efficient technologies that will reduce energy and/or water use and greenhouse gas emissions associated with existing City facilities. (Various)

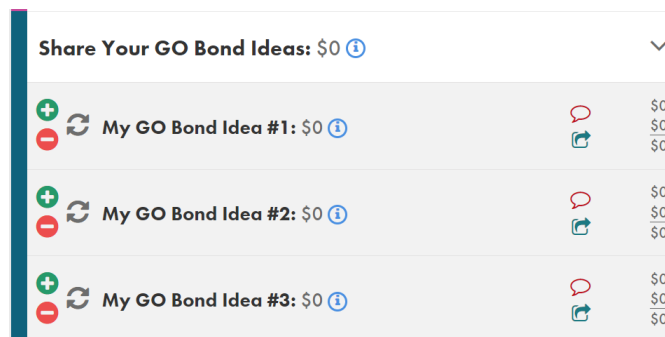
No Yes +\$5.0m

Share Comment

More Information

Project Cards provide an overview of each project's cost as well as information on the scope, benefit, and any ongoing costs. Dive into the details of this project by reviewing the [Equipment Replacements for Energy and Water Savings Project Card](#).

Under "Share Your GO Bond Ideas," residents can propose projects that were not already included as a prioritized project. Plus or minus buttons, as well as a comment button, allow residents to share the costs and details of their project ideas. The list of Future Capital Needs identified in the Capital Needs Study is also linked in the tool for review.

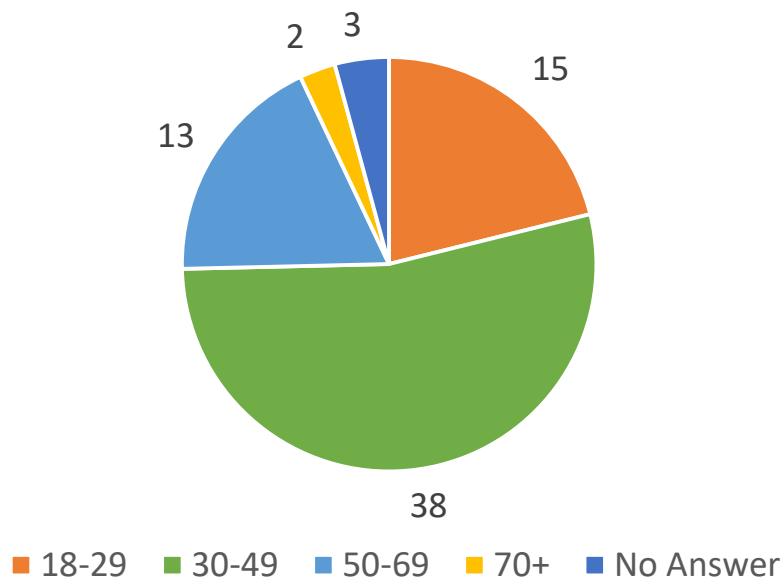


Share Your GO Bond Ideas: \$0 ⓘ

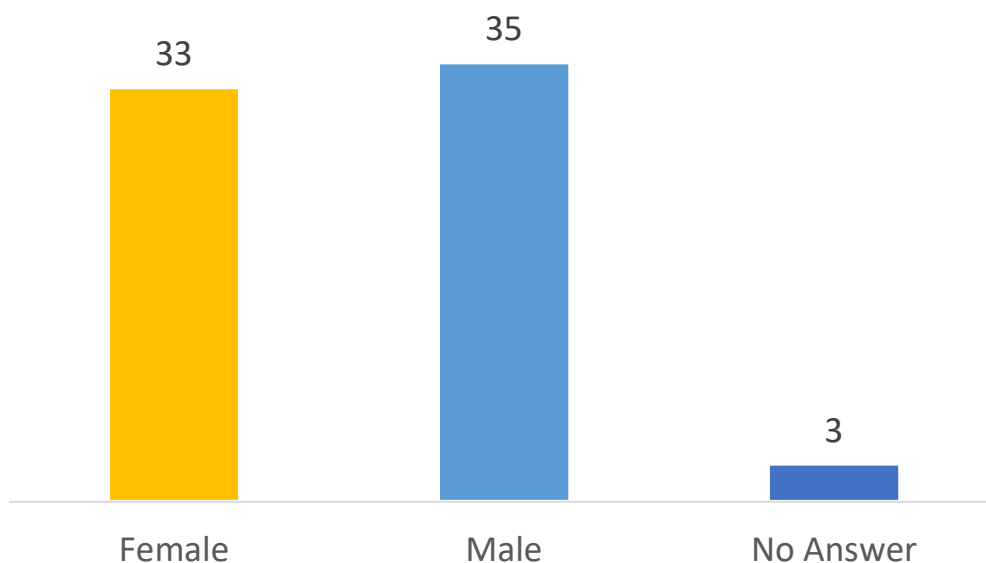
- My GO Bond Idea #1: \$0 ⓘ
- My GO Bond Idea #2: \$0 ⓘ
- My GO Bond Idea #3: \$0 ⓘ

Citywide – as of August 12, 2022

Submissions by Age Range



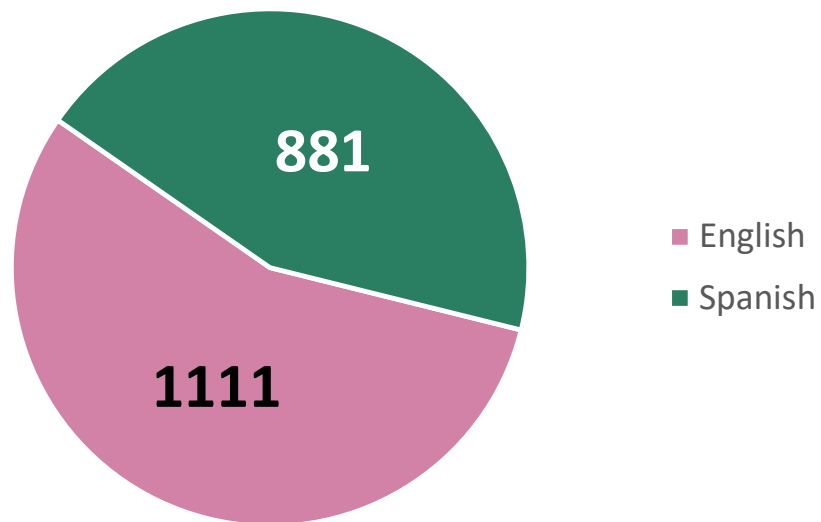
Submissions by Gender



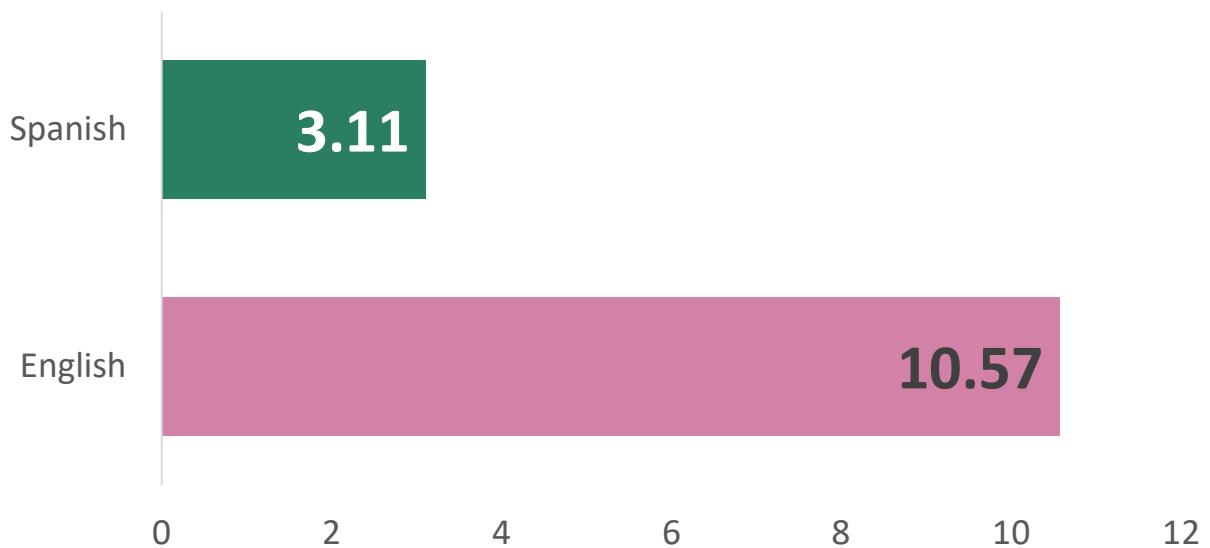


Citywide – as of August 12, 2022

Site Views



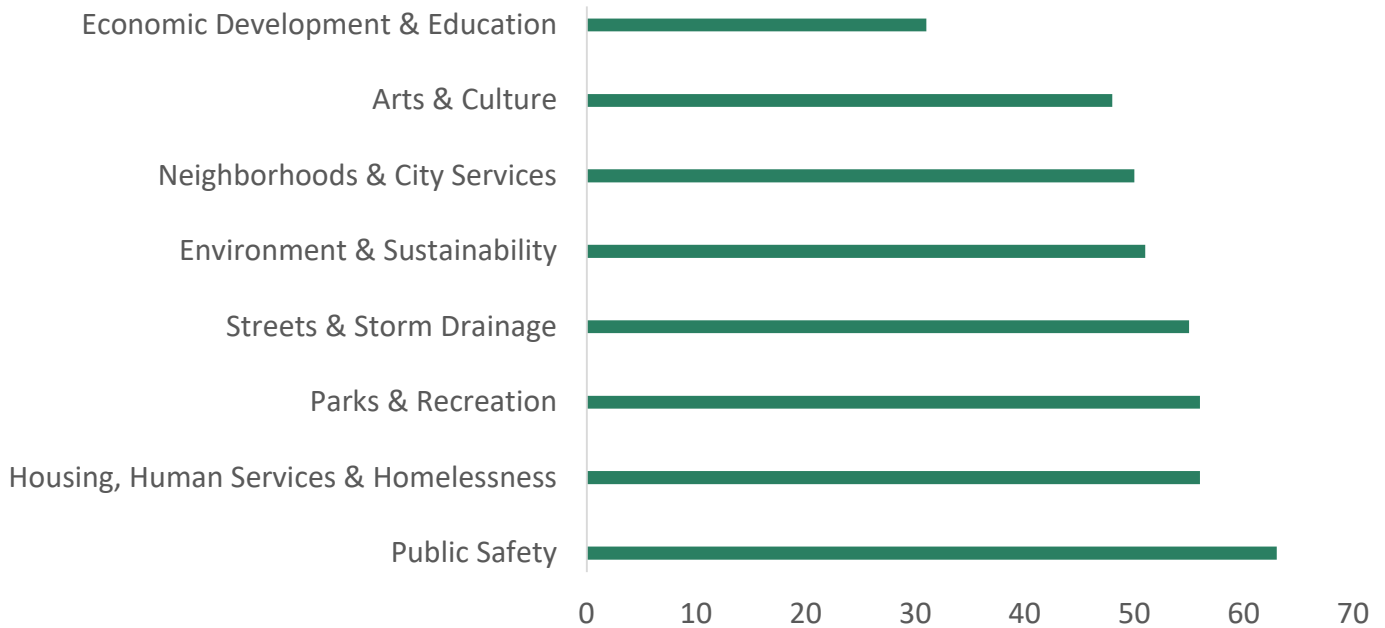
Time Spent on Site (Minutes)



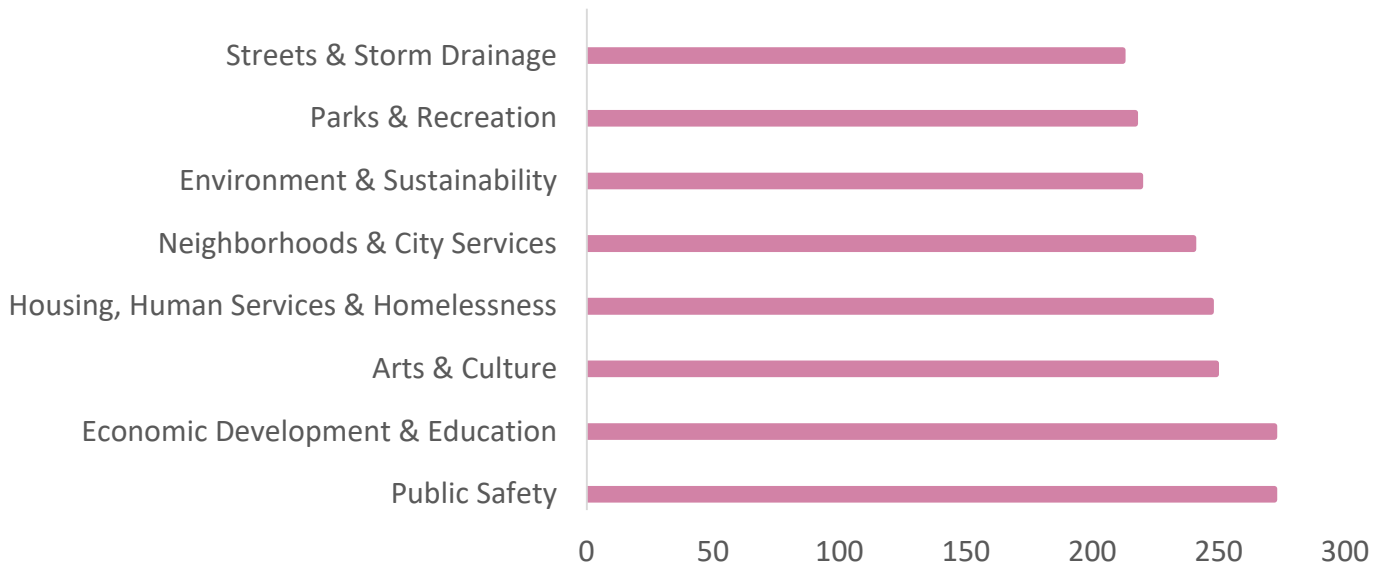


Citywide – as of August 12, 2022

Categories Changed



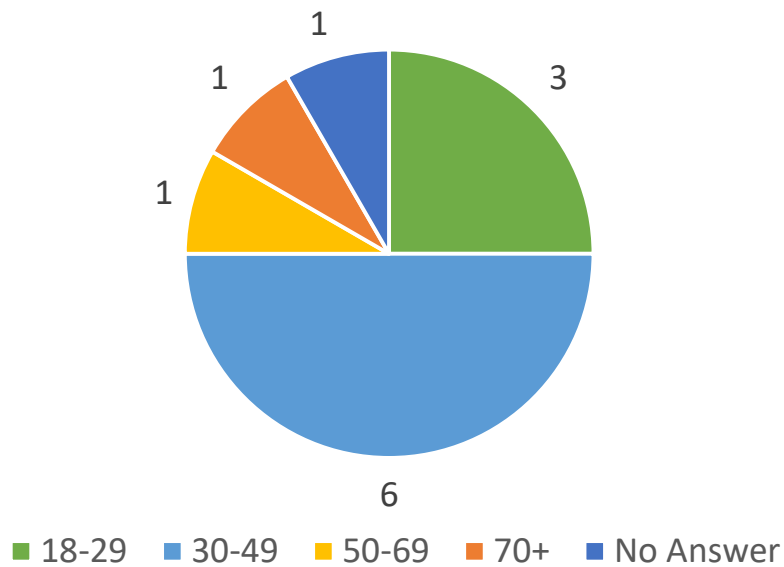
Categories Opened



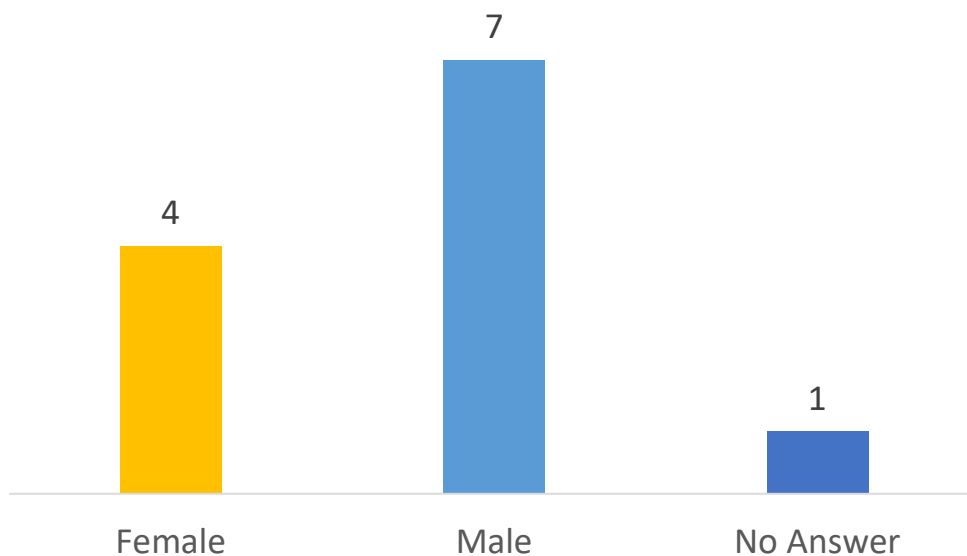
Reflects all site activity which may or may not have resulted in an actual submittal, including repeat submissions.

District 1 – as of August 12, 2022

Submissions by Age Range



Submissions by Gender

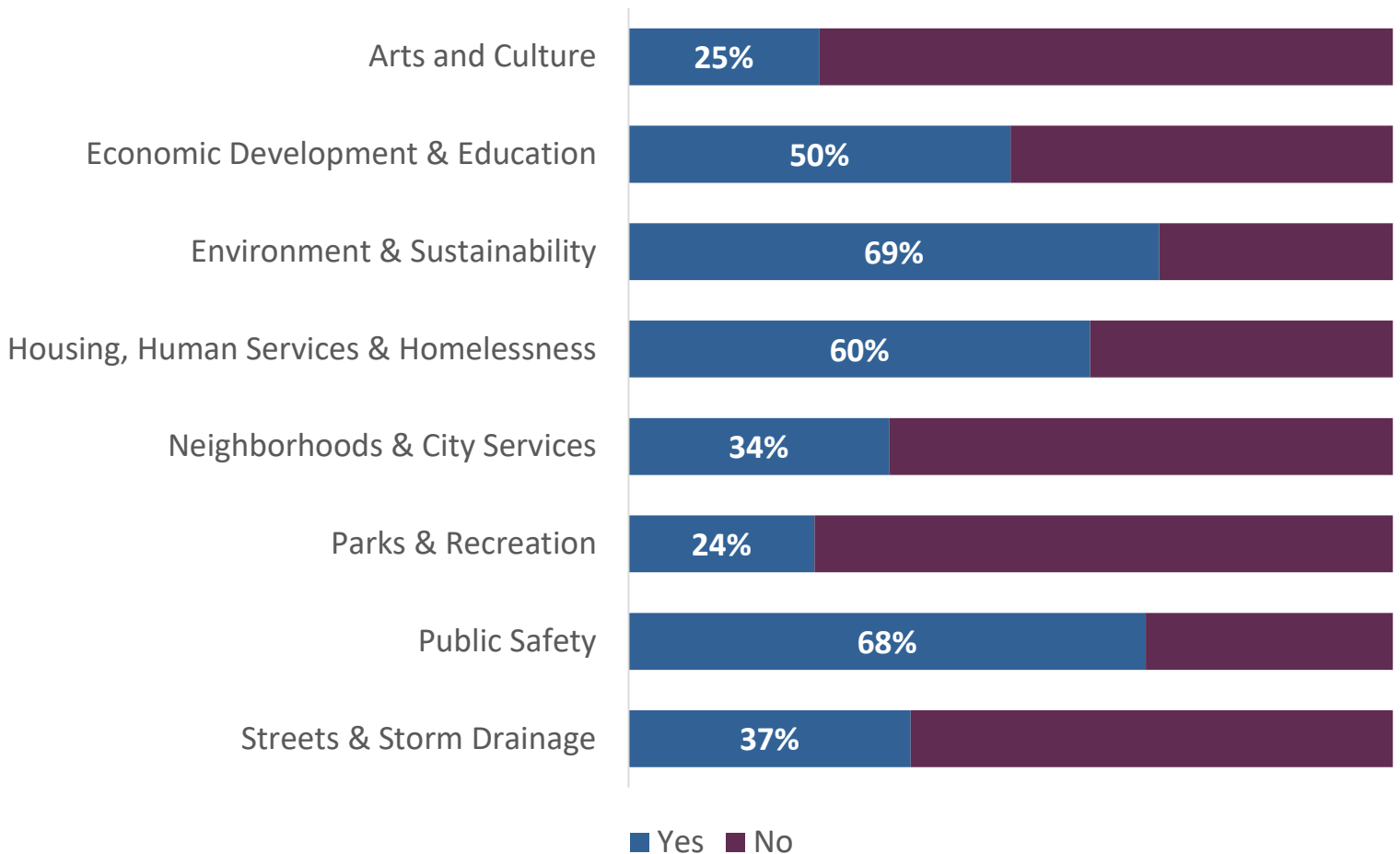




District 1 – as of August 12, 2022

Resident Responses

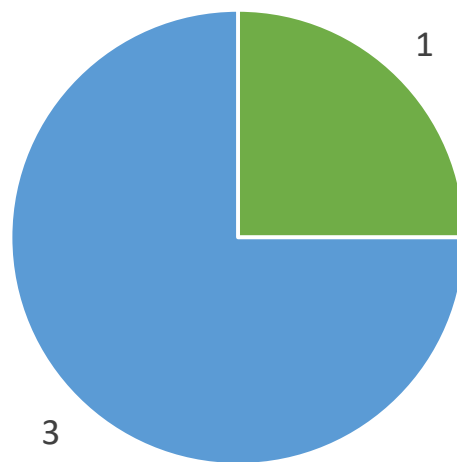
The percent of District 1 residents indicating “yes or “no” for all categories



number of submissions (N) = 12

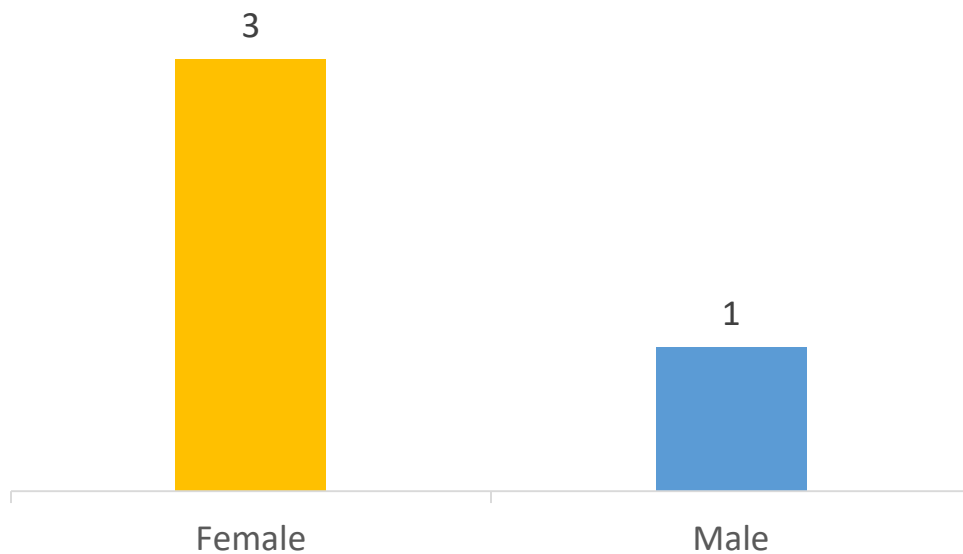
District 2 – as of August 12, 2022

Submissions by Age Range



■ 18-29 ■ 30-49

Submissions by Gender

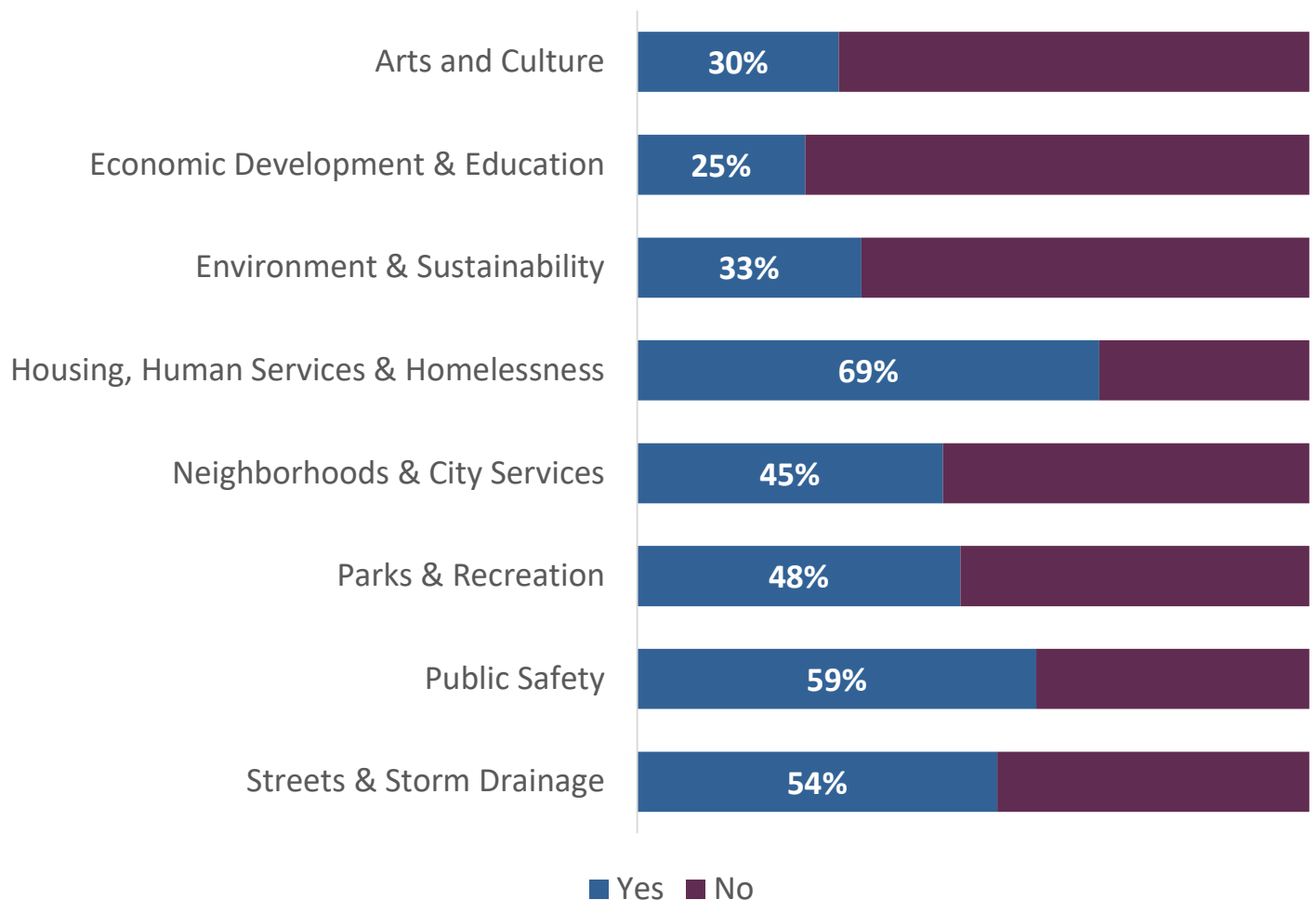




District 2 – as of August 12, 2022

Resident Responses

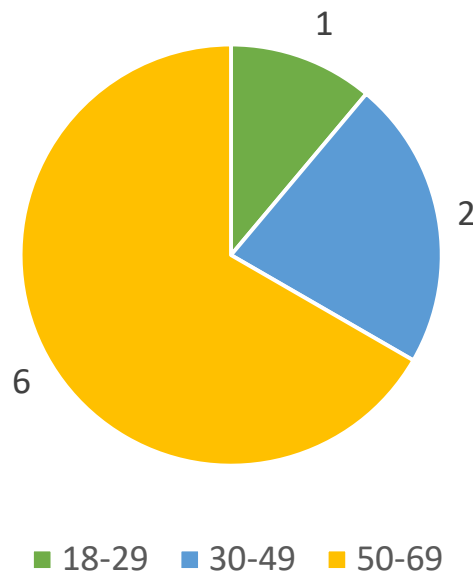
The percent of District 2 residents indicating “yes or “no” for all categories



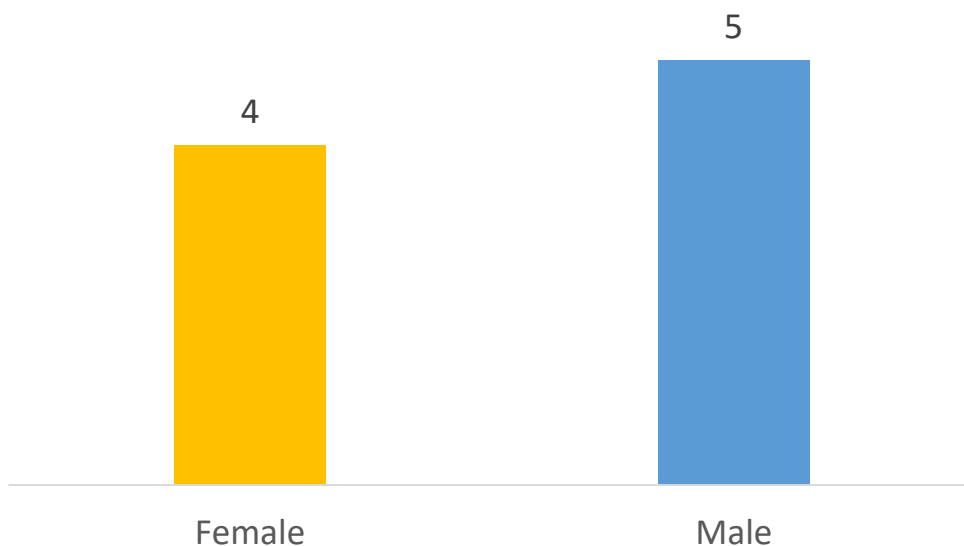
number of submissions (N) = 4

District 3 – as of August 12, 2022

Submissions by Age Range



Submissions by Gender

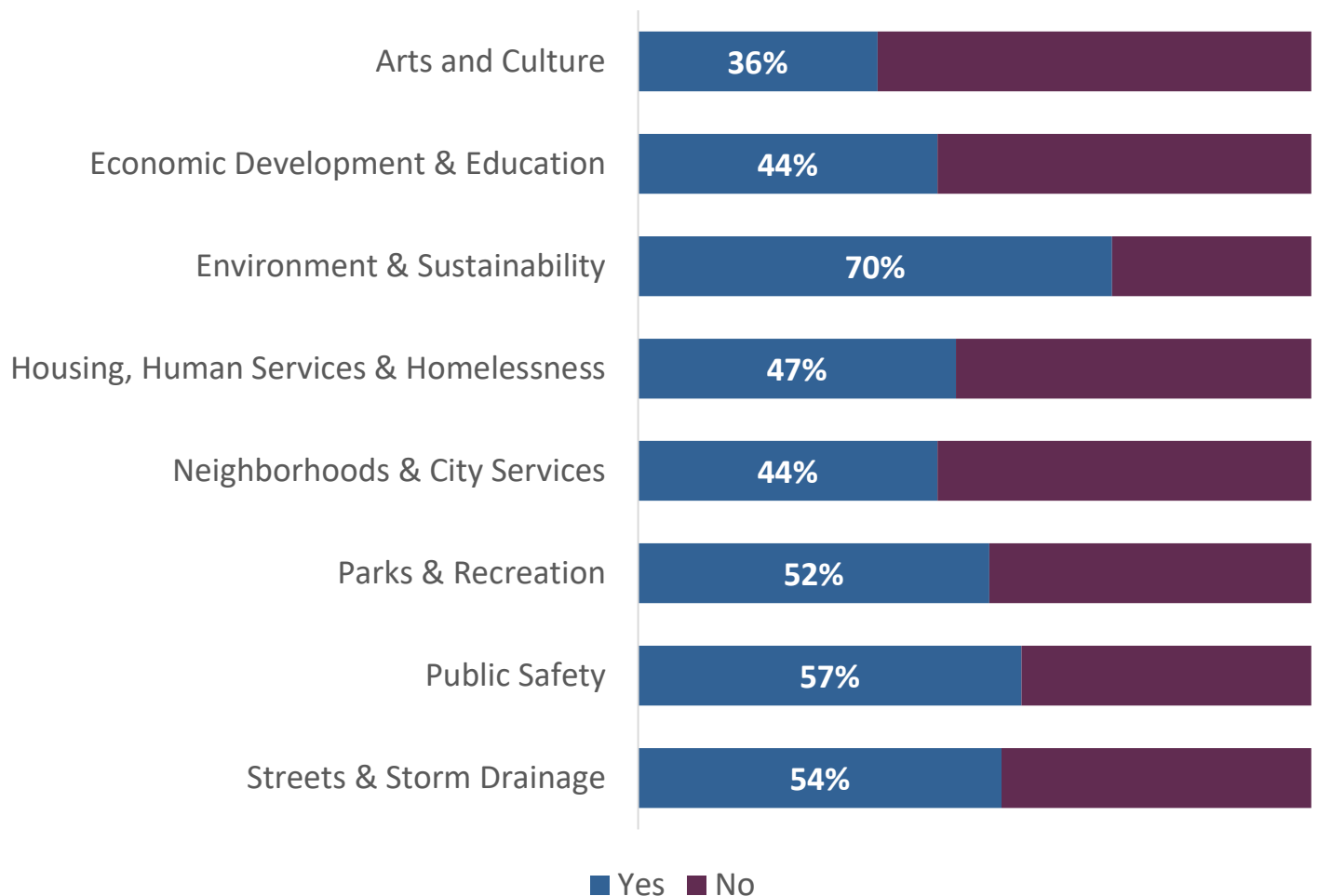




District 3 – as of August 12, 2022

Resident Responses

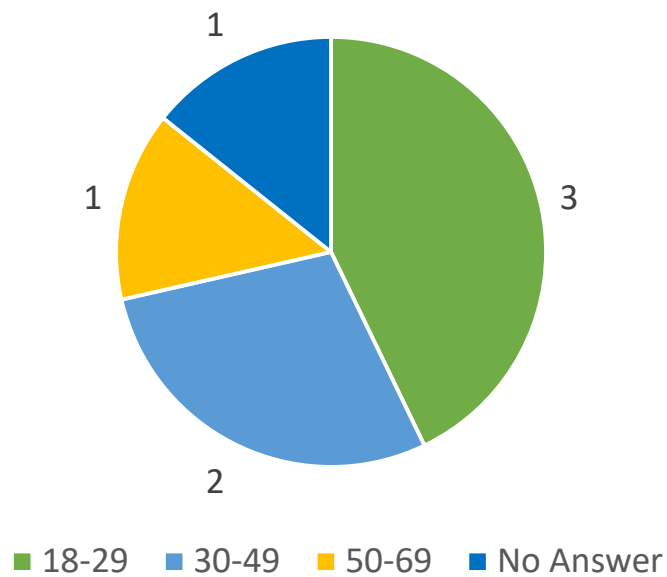
The percent of District 3 residents indicating “yes or “no” for all categories



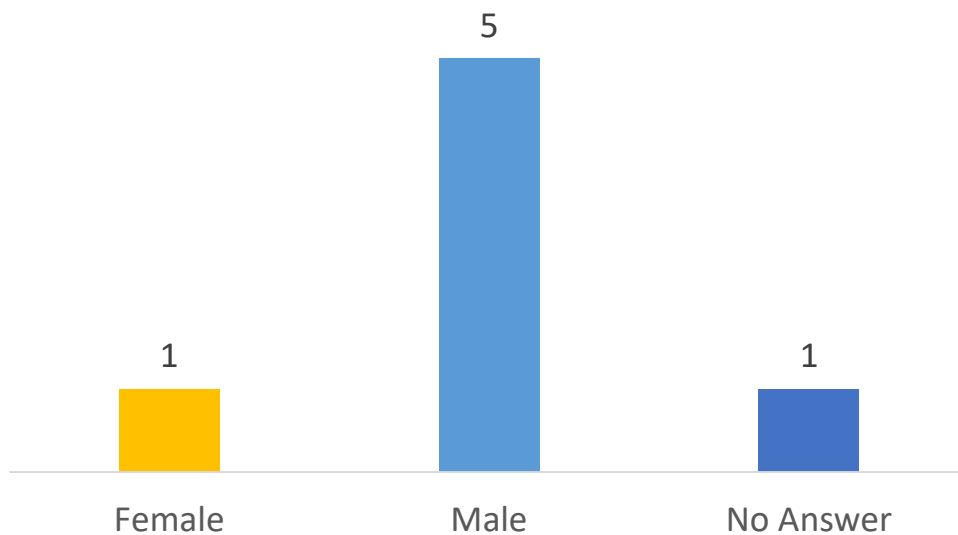
number of submissions (N) = 9

District 4 – as of August 12, 2022

Submissions by Age Range



Submissions by Gender

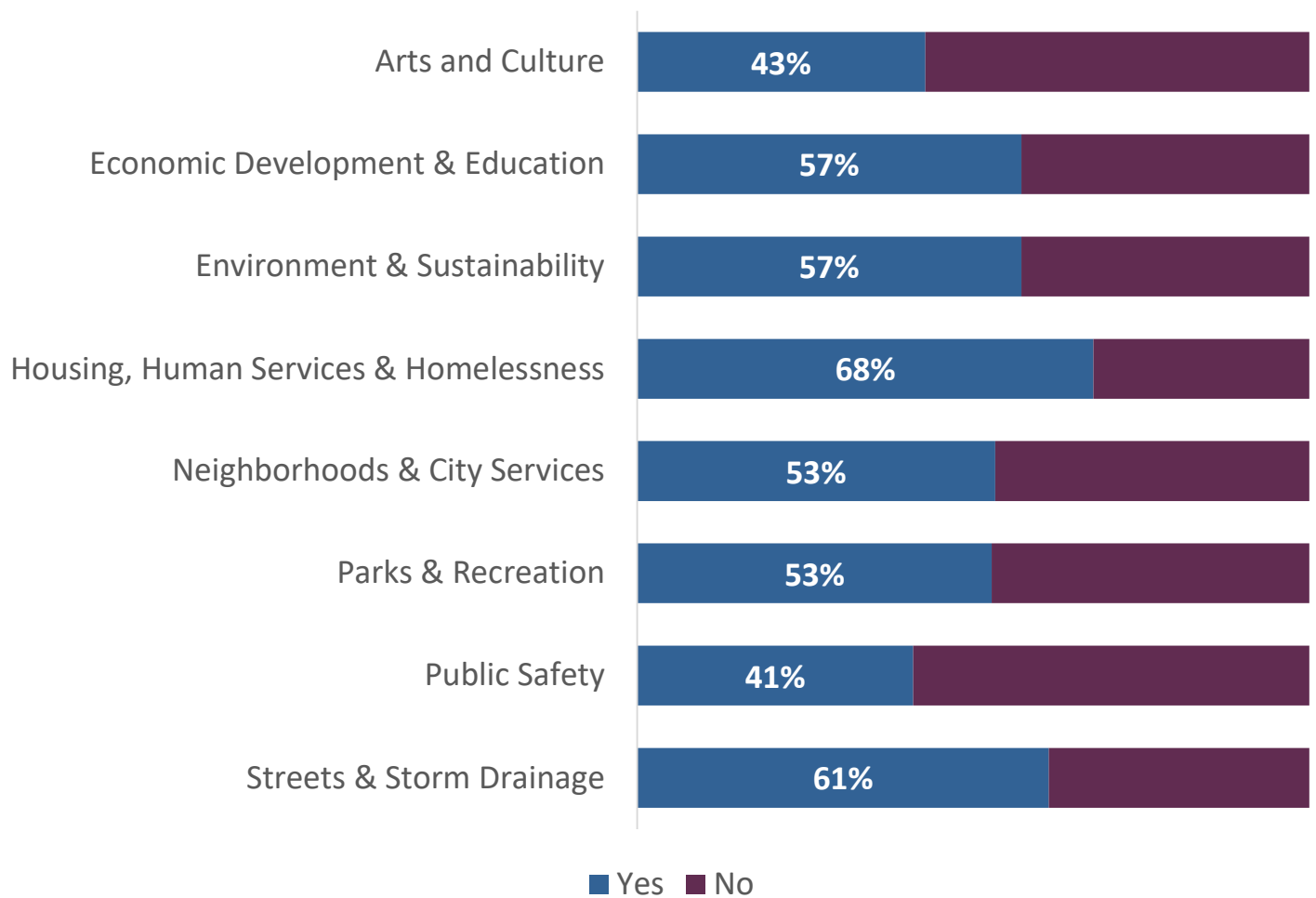




District 4 – as of August 12, 2022

Resident Responses

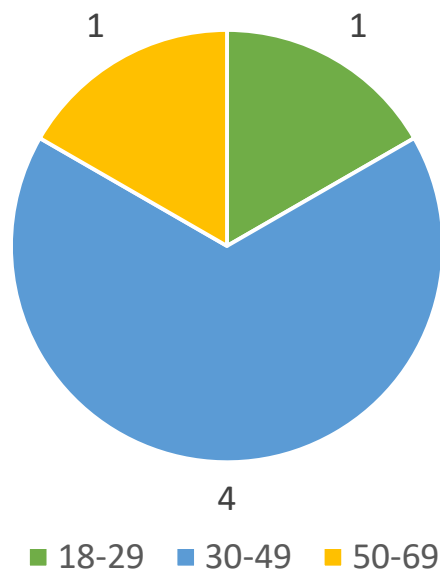
The percent of District 4 residents indicating “yes or “no” for all categories



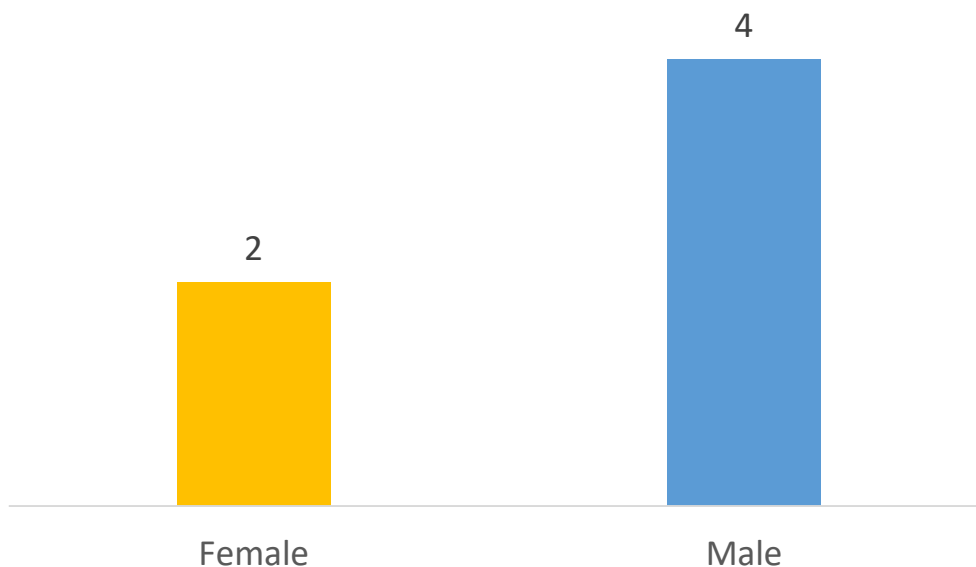
number of submissions (N) = 7

District 5 – as of August 12, 2022

Submissions by Age Range



Submissions by Gender

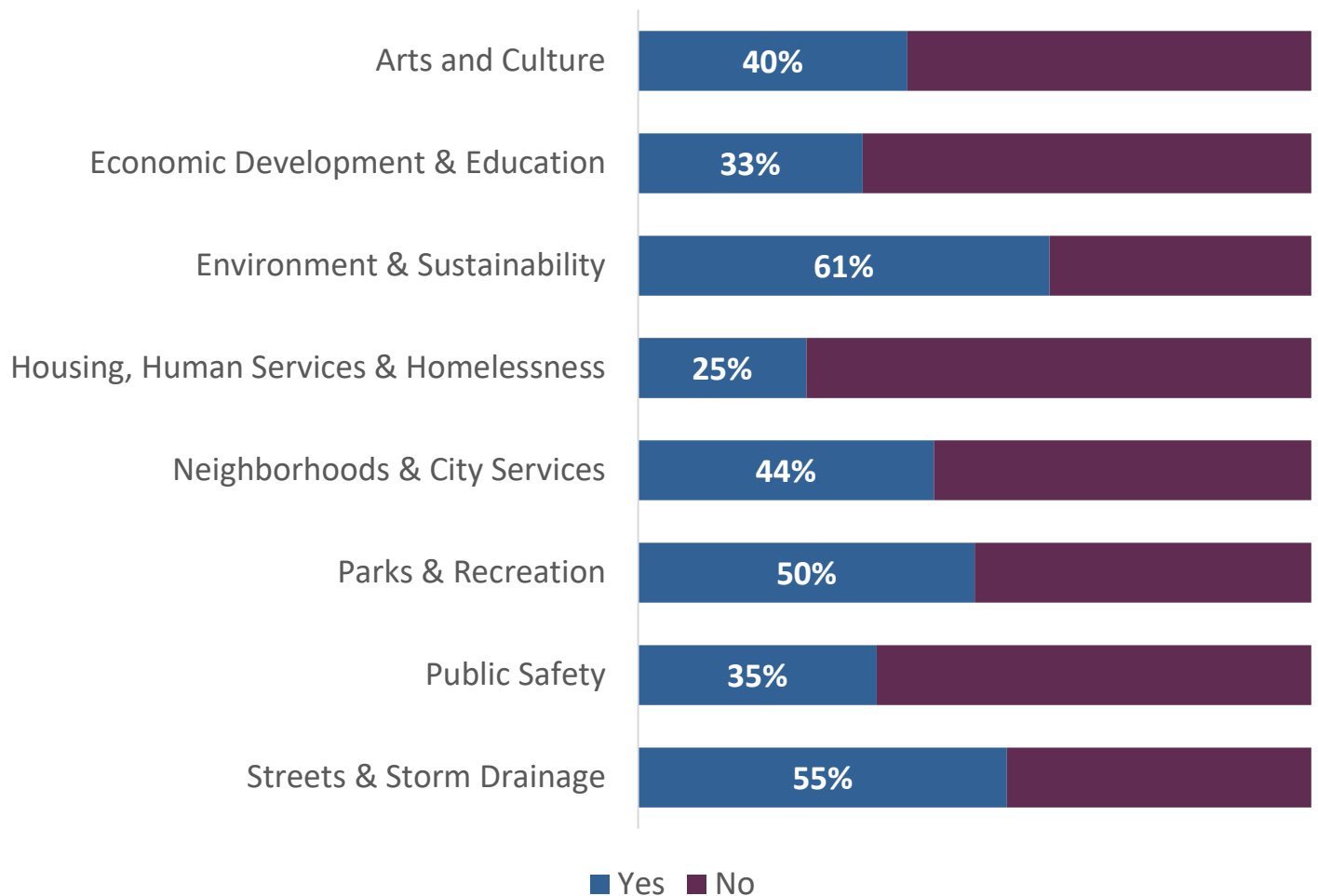




District 5 – as of August 12, 2022

Resident Responses

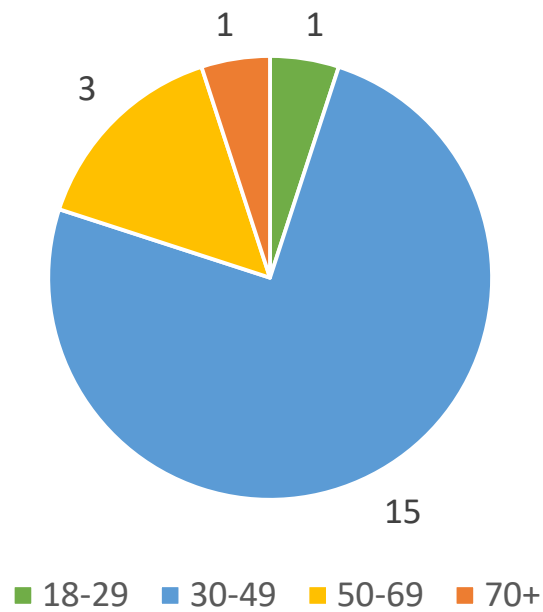
The percent of District 5 residents indicating “yes or “no” for all categories



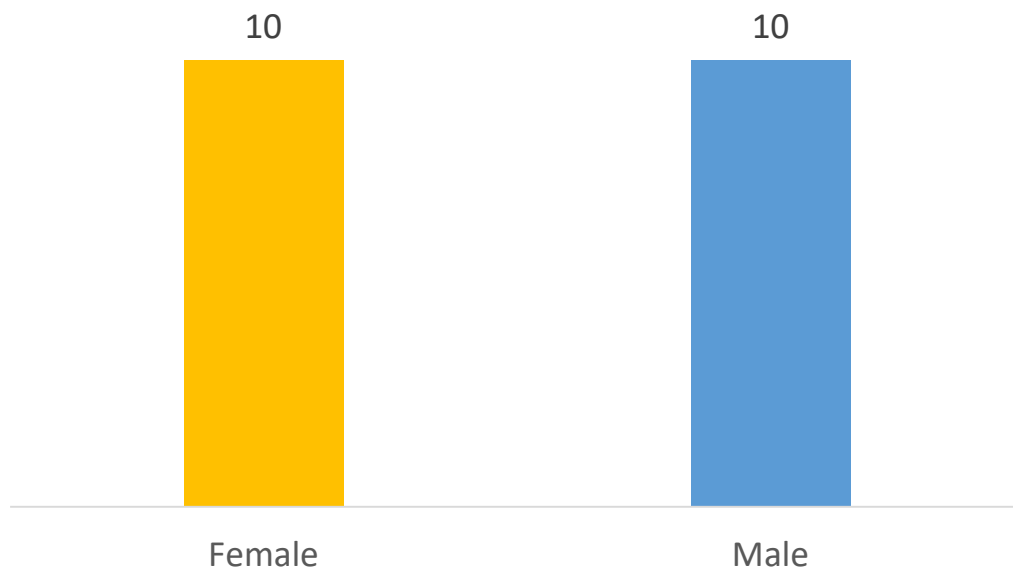
number of submissions (N) = 6

District 6 – as of August 12, 2022

Submissions by Age Range



Submissions by Gender

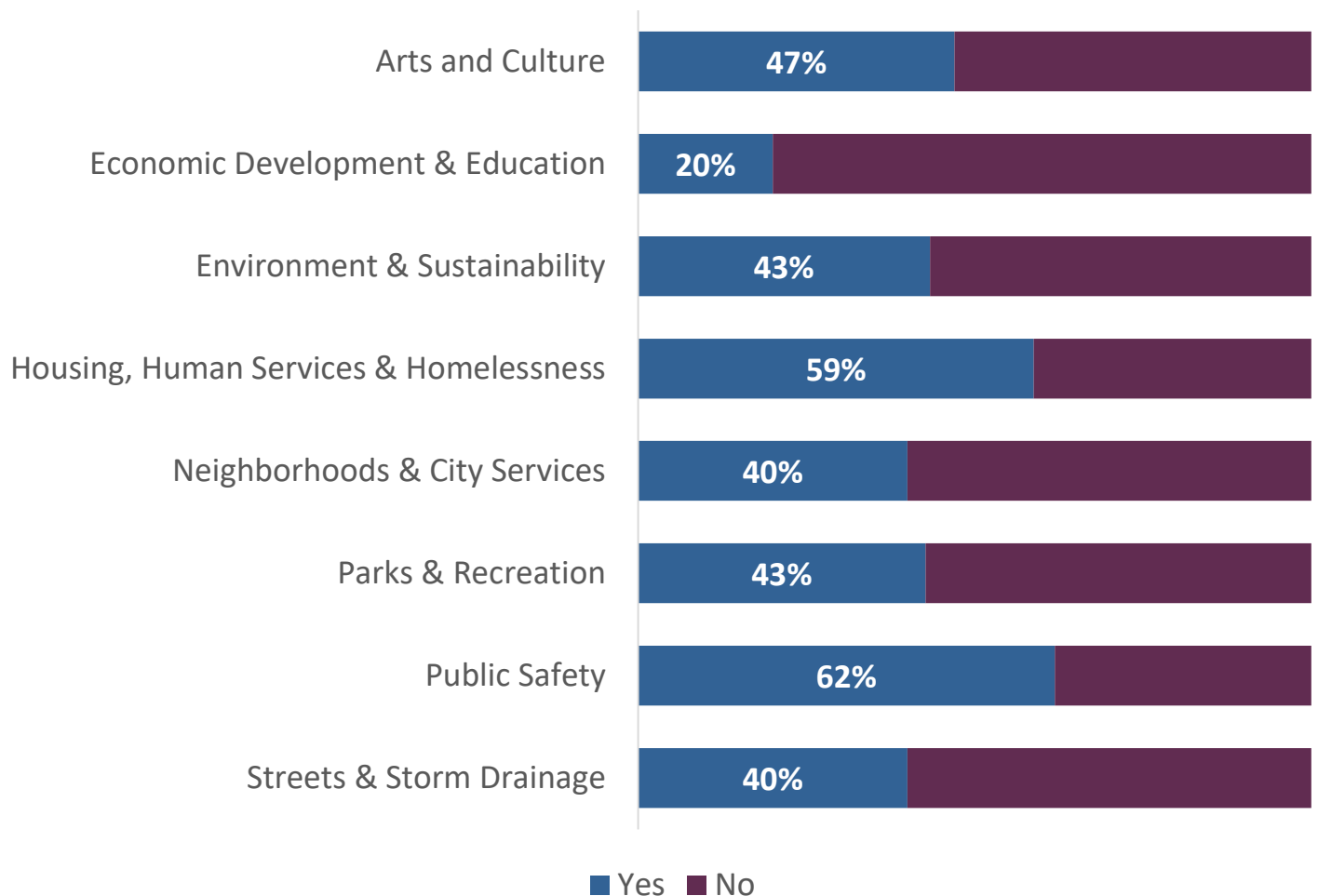




District 6 – as of August 12, 2022

Resident Responses

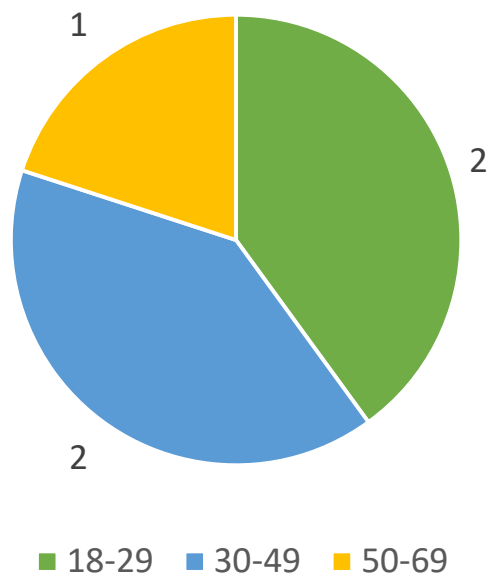
The percent of District 6 residents indicating “yes or “no” for all categories



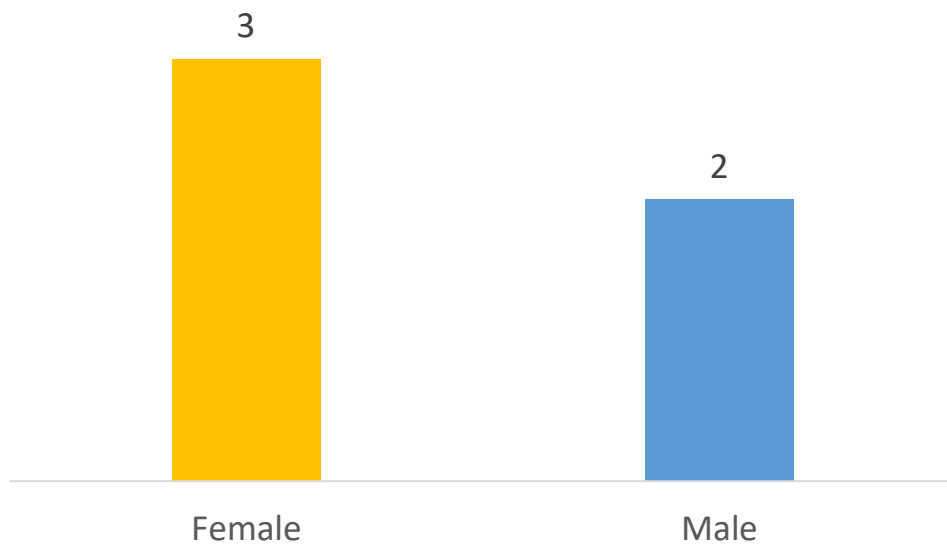
number of submissions (N) = 20

District 7 – as of August 12, 2022

Submissions by Age Range



Submissions by Gender

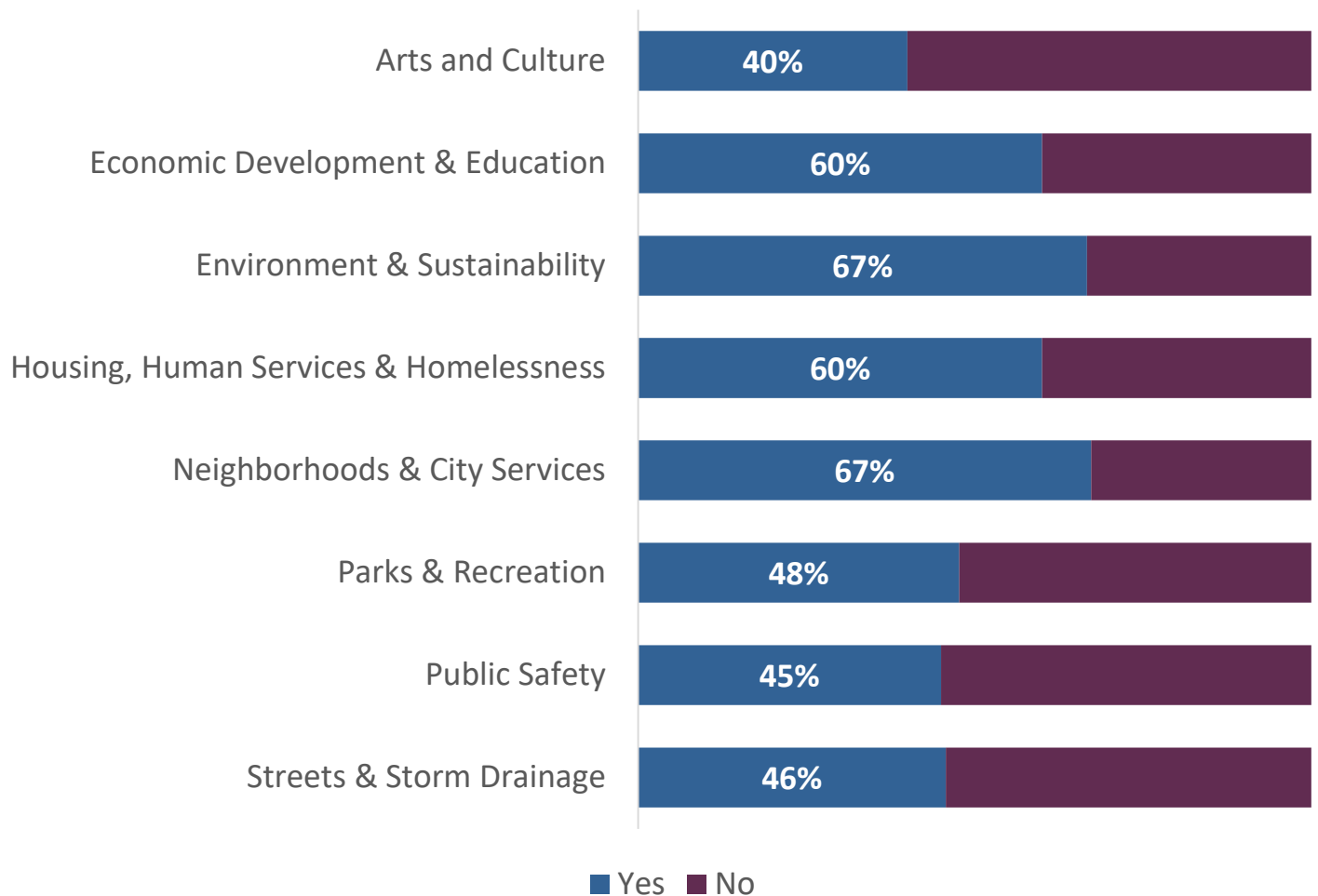




District 7 – as of August 12, 2022

Resident Responses

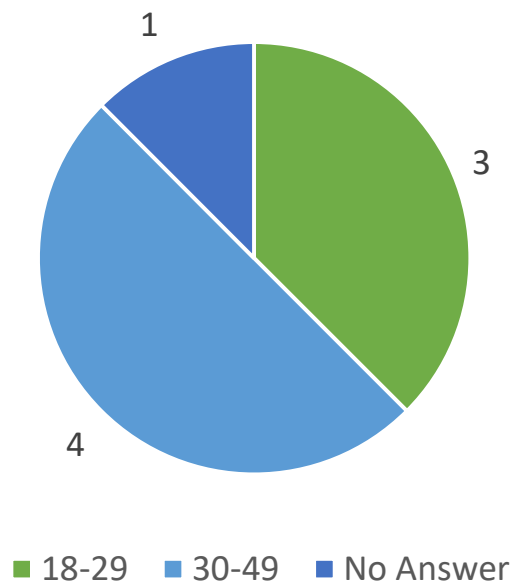
The percent of District 7 residents indicating “yes or “no” for all categories



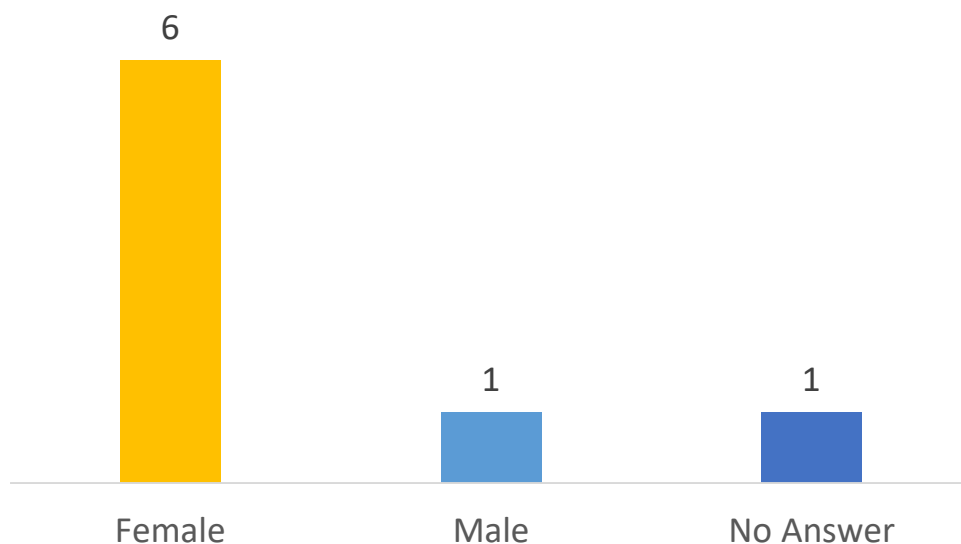
number of submissions (N) = 5

District 8 – as of August 12, 2022

Submissions by Age Range



Submissions by Gender

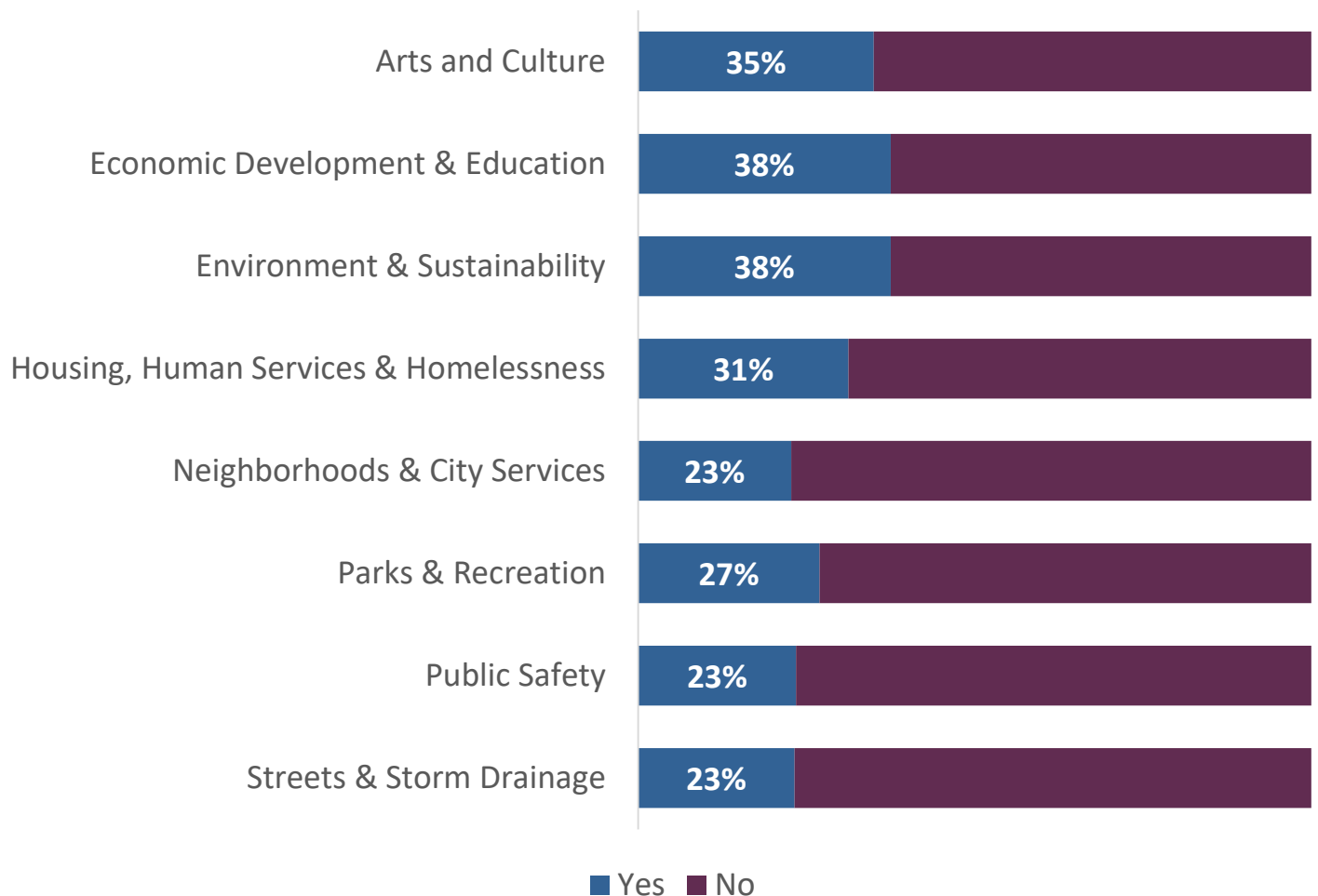




District 8 – as of August 12, 2022

Resident Responses

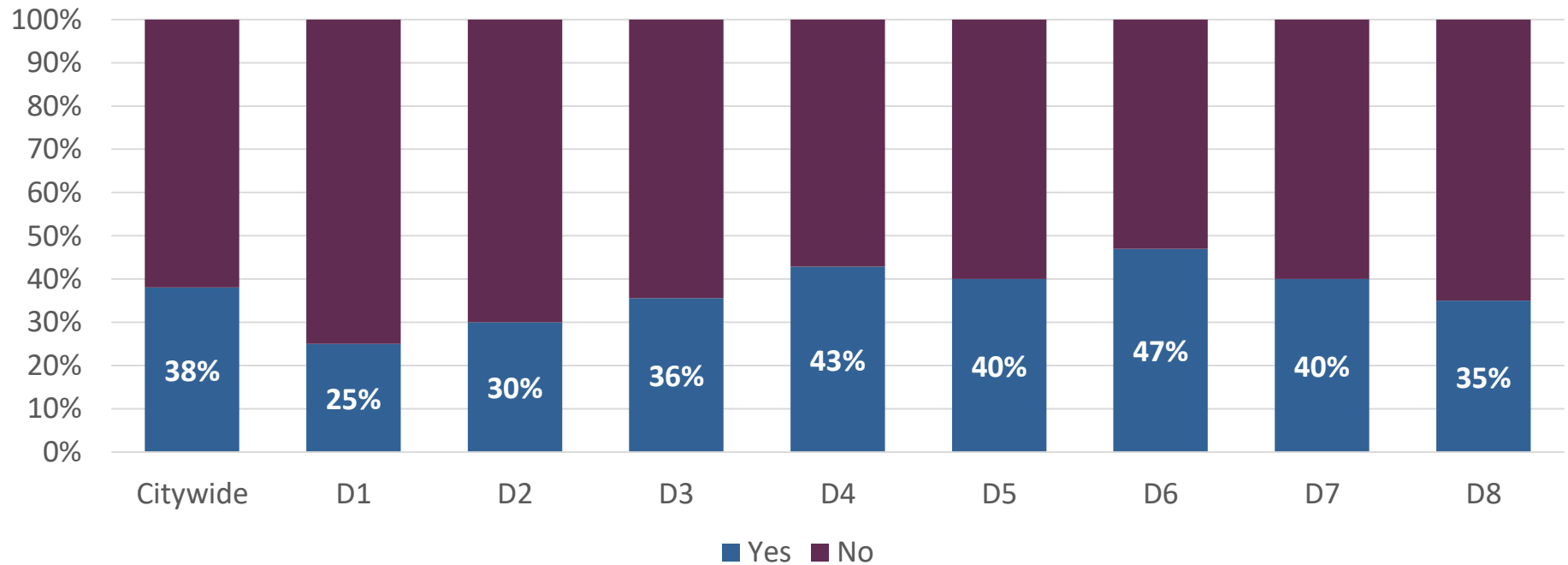
The percent of District 8 residents indicating “yes or “no” for all categories



number of submissions (N) = 8

Arts & Culture

The percent of residents indicating “yes” or “no” for the Arts & Culture category, by district

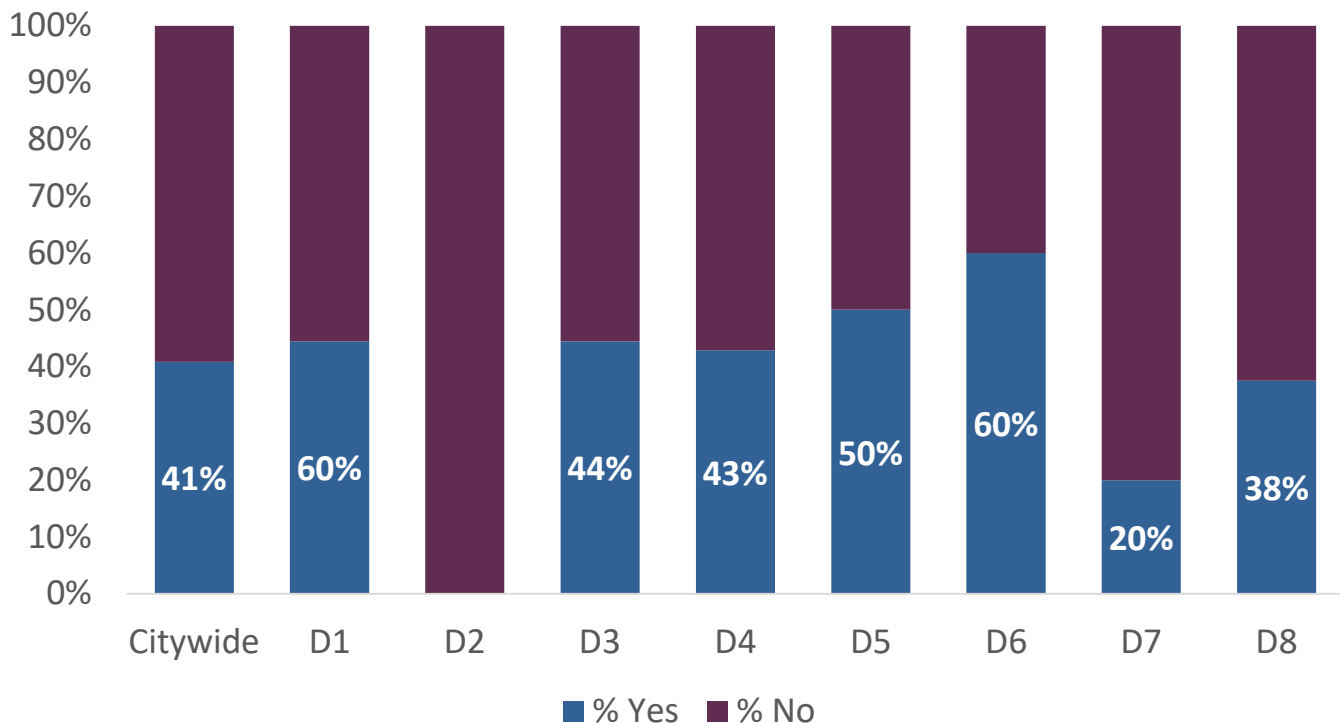


number of submissions (N) = 71

Arts & Culture

Children's Museum of Phoenix Expansion: \$1.6 million

Add 17,000 square feet in usable space by completing previously unfinished spaces in the museum. Improvements include: structural, HVAC, plumbing, electrical, life/safety, accessibility, lighting, room finishes, technology infrastructure, and hazard abatement.
(215 N. 7th Street)



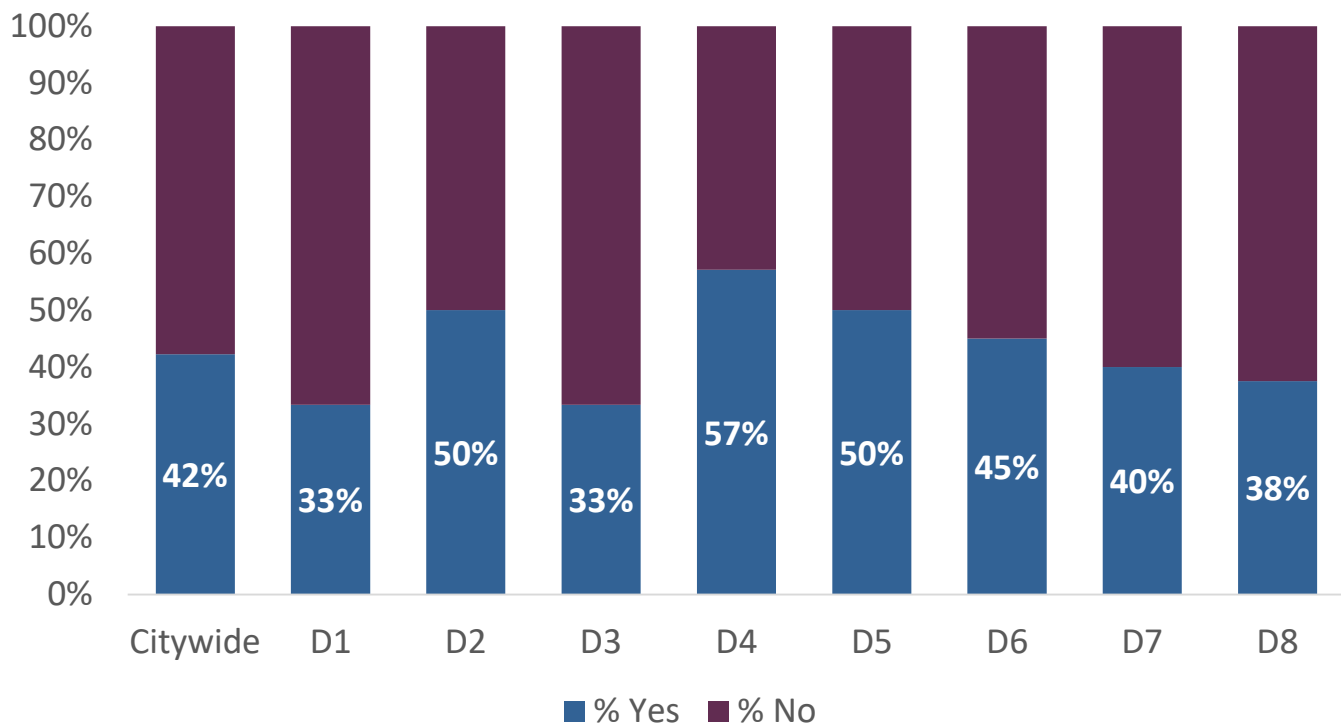
N = 71

Arts & Culture

Cultural Facilities Critical Equipment Replacements: \$10 million

Extend the functional life of City-owned cultural facilities by replacing critical equipment and plumbing/mechanical systems, performing maintenance on necessary structural elements (e.g. parking lots and roofing), and completing cosmetic updates where needed.

(Various)



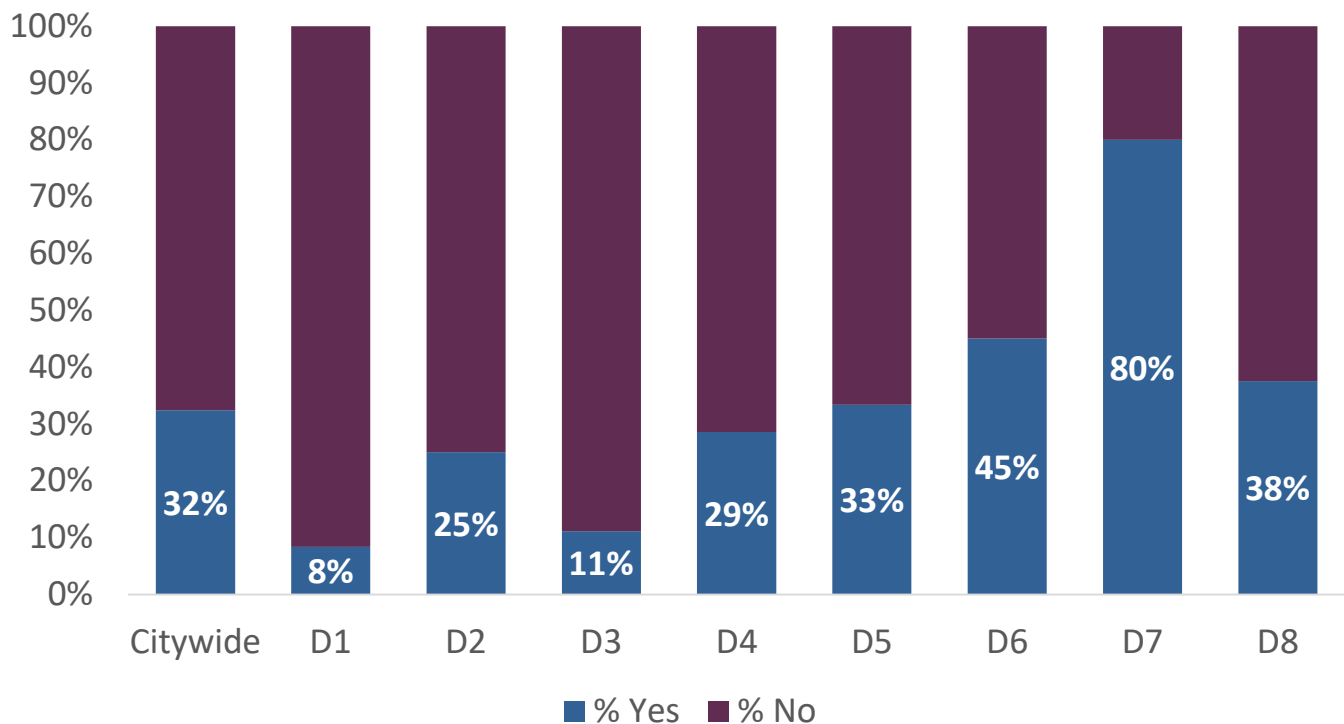
N = 71

Arts & Culture

Latino Cultural Center: \$21.7 million

Design and construct a world-class Latino Cultural Center in accordance with the Latino Center Ad Hoc Committee recommendations that were approved by City Council in September 2020. The funding level anticipates that a 22,000 square foot center would be located at the North Building at Hance Park.

(1202 N. 3rd Street - North Building at Hance Park)

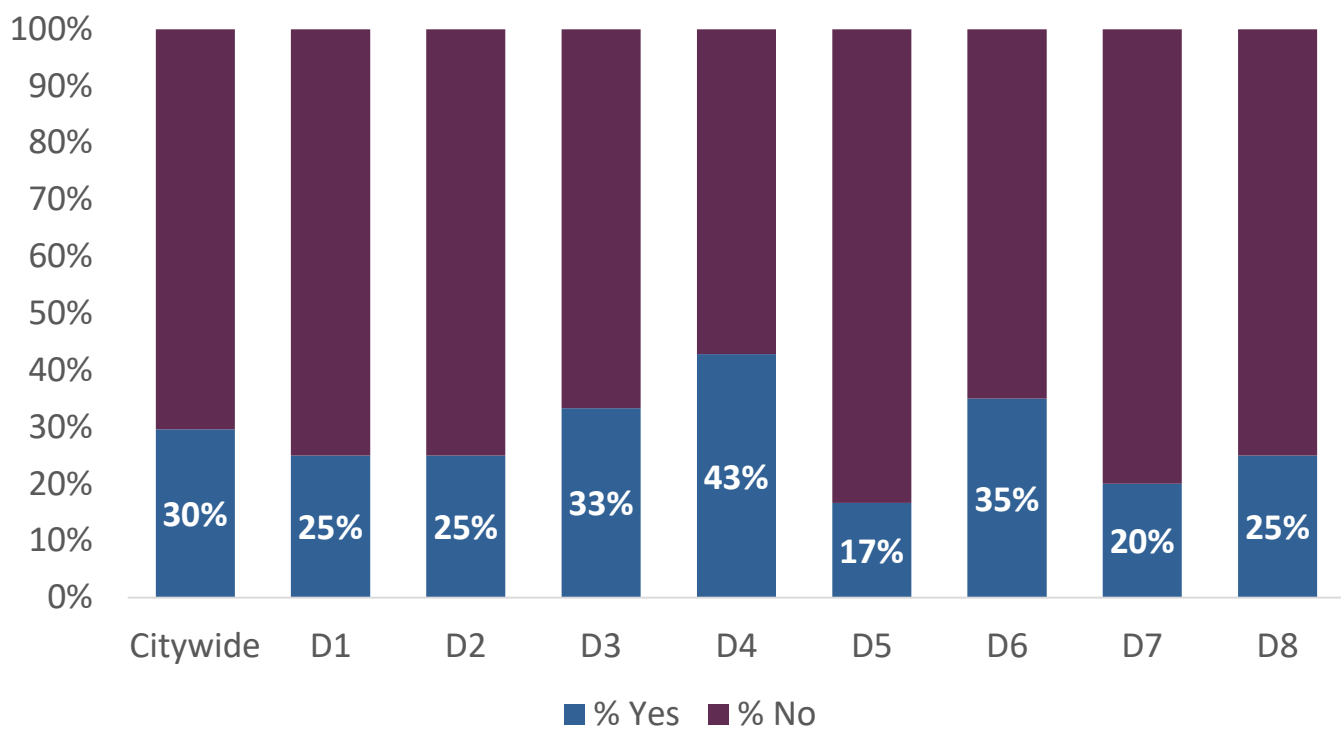


N = 71

Arts & Culture

Symphony Hall Theatrical Venue Improvements: \$8.7 million

Improve the acoustical and audiovisual experience for both patrons and performers at Symphony Hall in downtown Phoenix.
(75 N. 2nd Street)

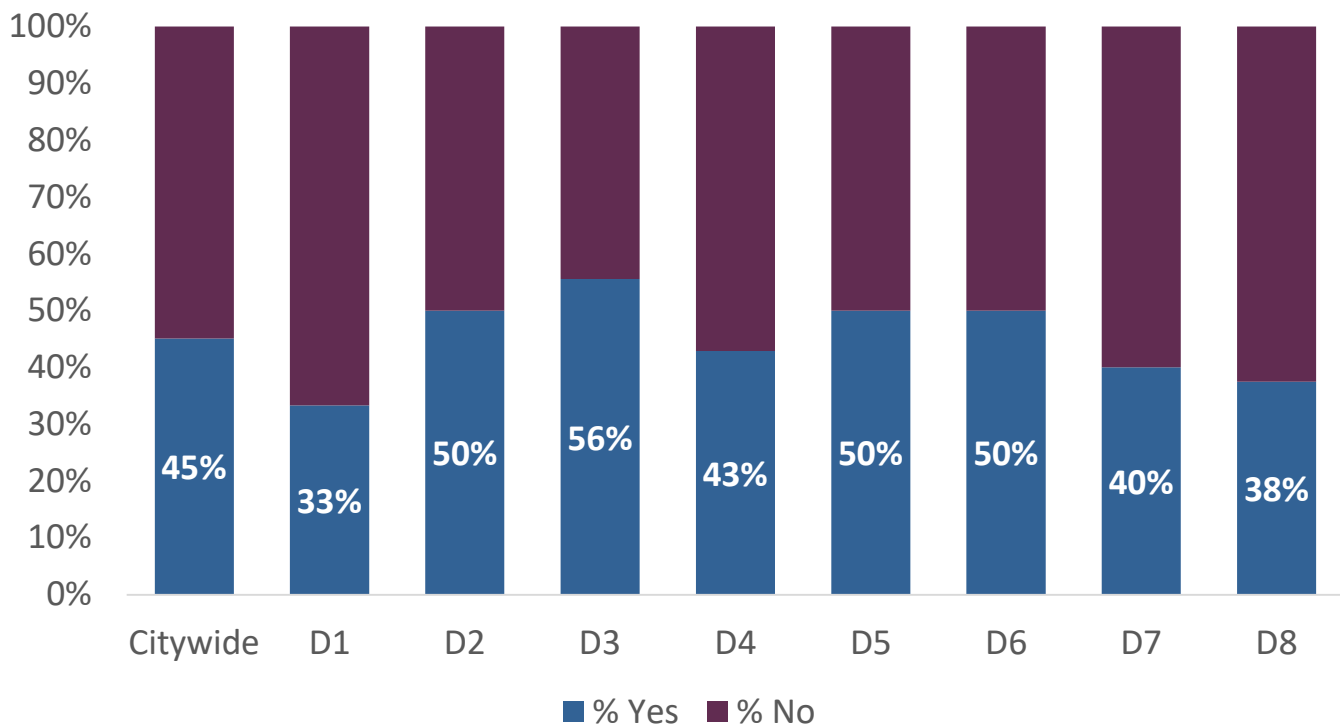


N = 71

Arts & Culture

Valley Youth Theatre - Permanent Home Project: \$14.1 million

Secure land, design and construct a new Valley Youth Center for the Arts to provide a permanent home for the Valley Youth Theatre. The Center includes a 300-seat feature theatre plus a 99-seat studio theatre for smaller productions. Also included are office and meeting space, rehearsal/workshop space, dance studios, galleries and space for set, costumes, prop shops and storage.
(525 N. 1st Street)



N = 71



Arts & Culture

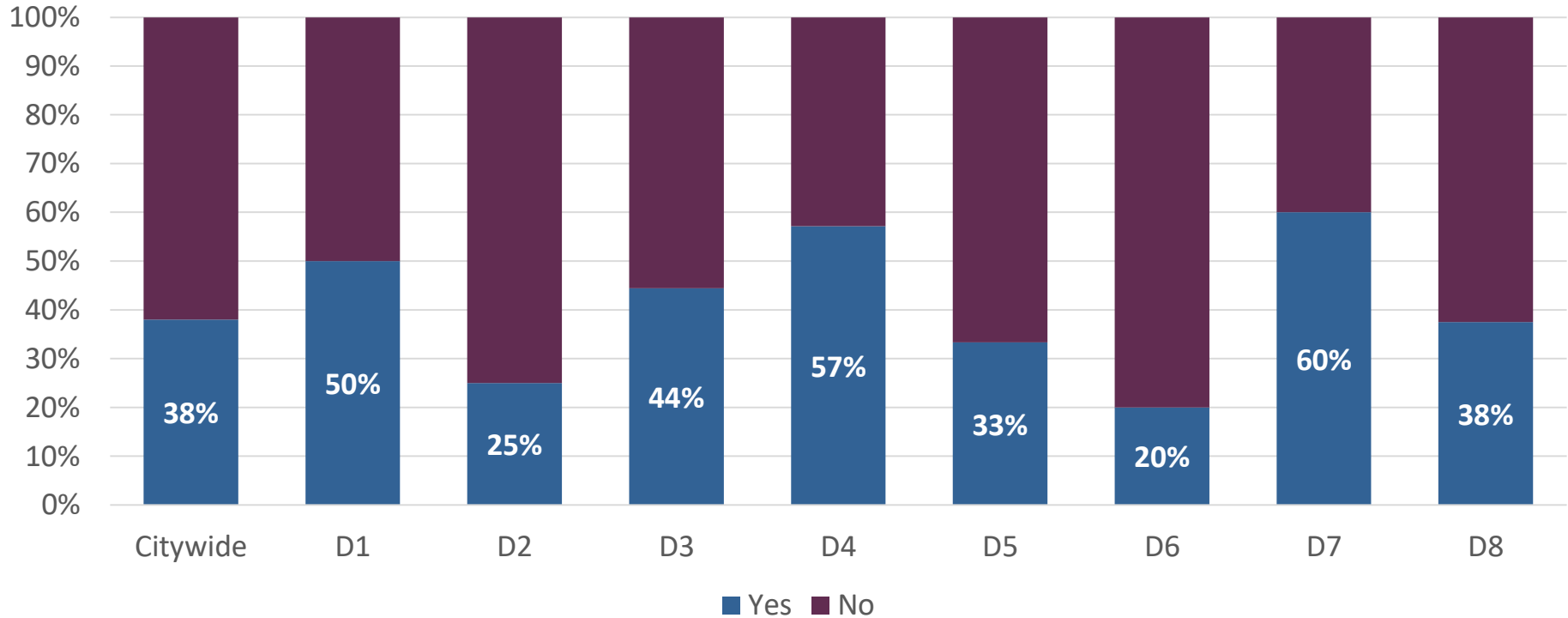
Comments:

No comments were submitted.



Economic Development & Education

The percent of residents indicating “yes” or “no” for the Economic Development & Education category, by district

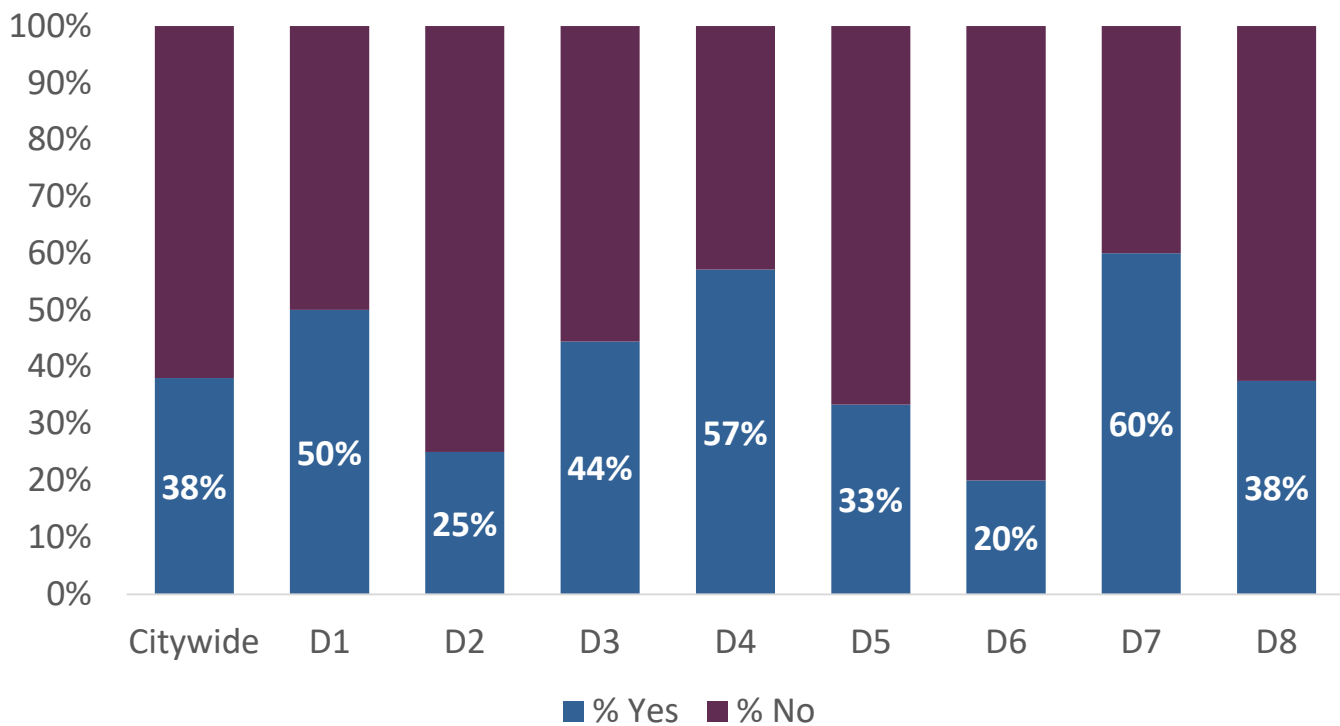


number of submissions (N) = 71

Economic Development & Education

Rio Reimagined Land Acquisition: \$23.5 million

Acquire land and perform predevelopment activities that may include environmental assessments and cleanup necessary to prepare economically attractive sites along the Rio Salado for development.



N = 71



Economic Development & Education

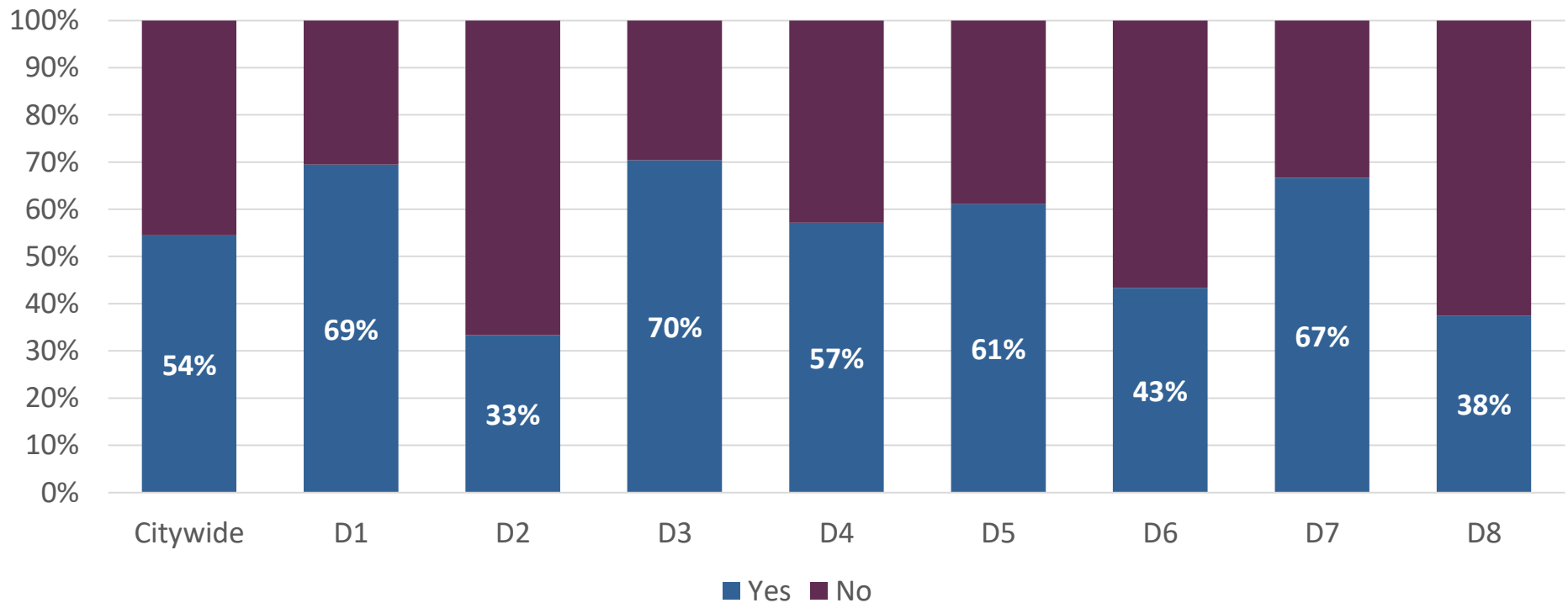
Comments:

1. Dave Eichelman (District 3) opposed funding Rio Reimagined Land Acquisition and stated the cost should be offset by future developers. Mr. Eichelman mentioned he did not want his tax money profiting businesses. (July 2022)
2. J. Coughlin (District 1) expressed support for funding to acquire land for Rio Reimagined, but not to get it ready for development. Ms. Coughlin stressed the importance of infill and redeveloping under-utilized land rather than new land.



Environment & Sustainability

The percent of residents indicating “yes” or “no” for the Environment & Sustainability category, by district



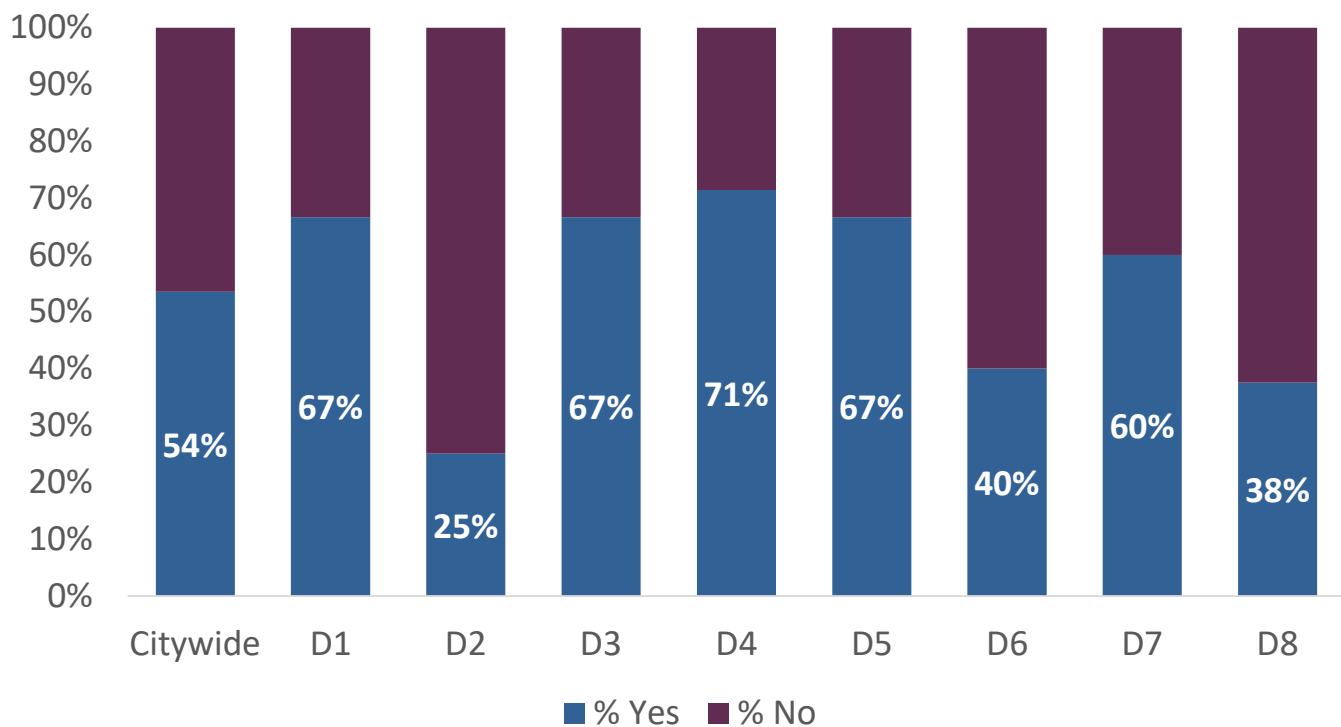
number of submissions (N) = 71

Environment & Sustainability

Equipment Replacements for Energy and Water Savings: \$5 million

Replace and upgrade aging equipment and fixtures using new energy- or water efficient technologies that will reduce energy and/or water use and greenhouse gas emissions associated with existing City facilities.

(Various)



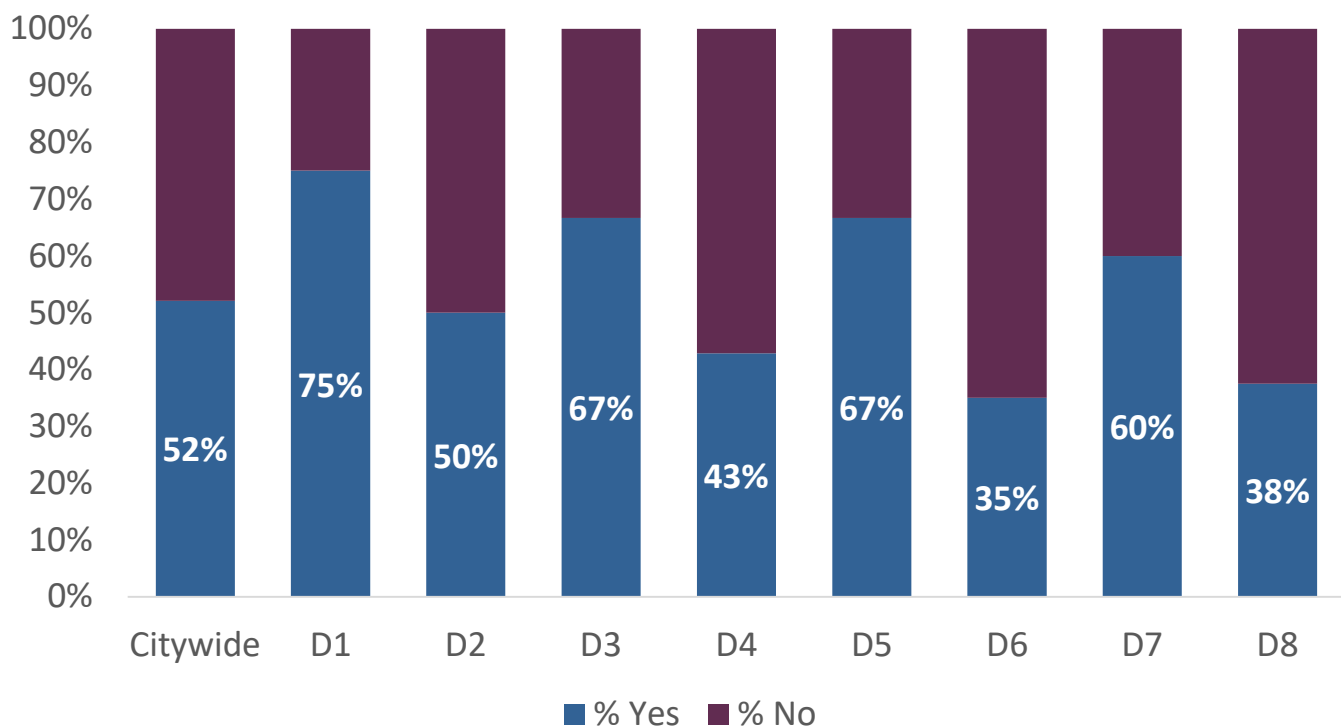
N = 71

Environment & Sustainability

Fuel and Oil Tank Replacement: \$5.1 million

Replace aging fuel infrastructure that has exceeded the original estimated service life of 30 years.

(Various)



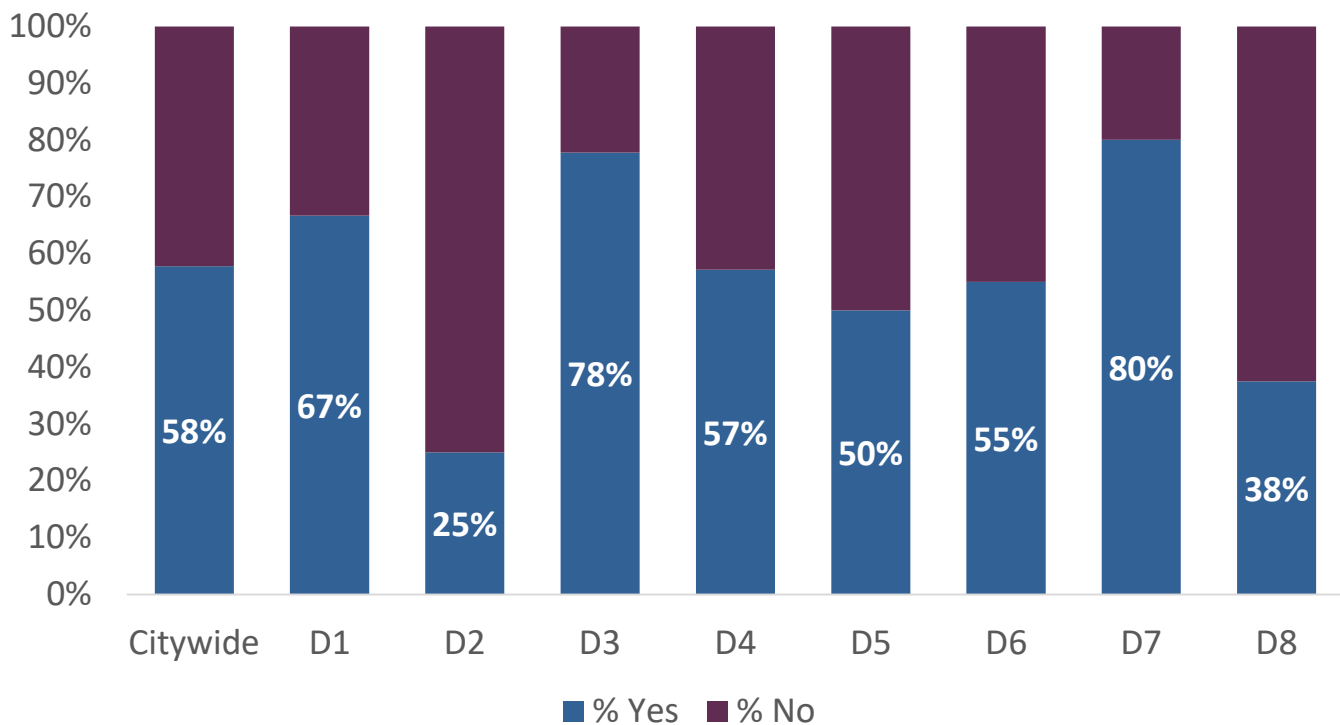
N = 71

Environment & Sustainability

Upgrade HVAC and other Climate Control Equipment for Energy Savings: \$15 million

Install energy efficient HVAC equipment or other climate control systems to reduce energy consumption and greenhouse gas emissions from City facilities. Facility Condition Assessments identified the need to replace aging and inefficient HVAC systems at many facilities including City-operated community and recreation centers, arts and cultural facilities, and administrative buildings.

(Various)



N = 71



Environment & Sustainability

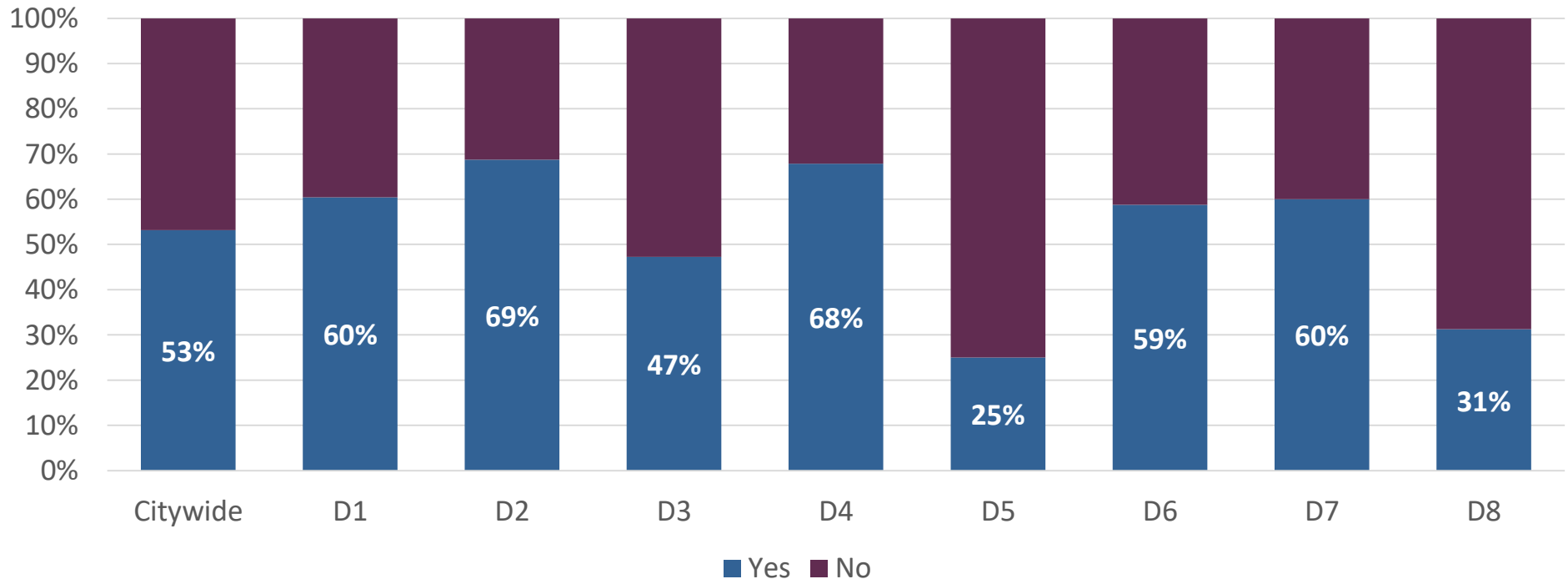
Comments:

No comments were submitted.



Housing, Human Services & Homelessness

The percent of residents indicating “yes” or “no” for the Housing, Human Services & Homelessness category, by district



number of submissions (N) = 71

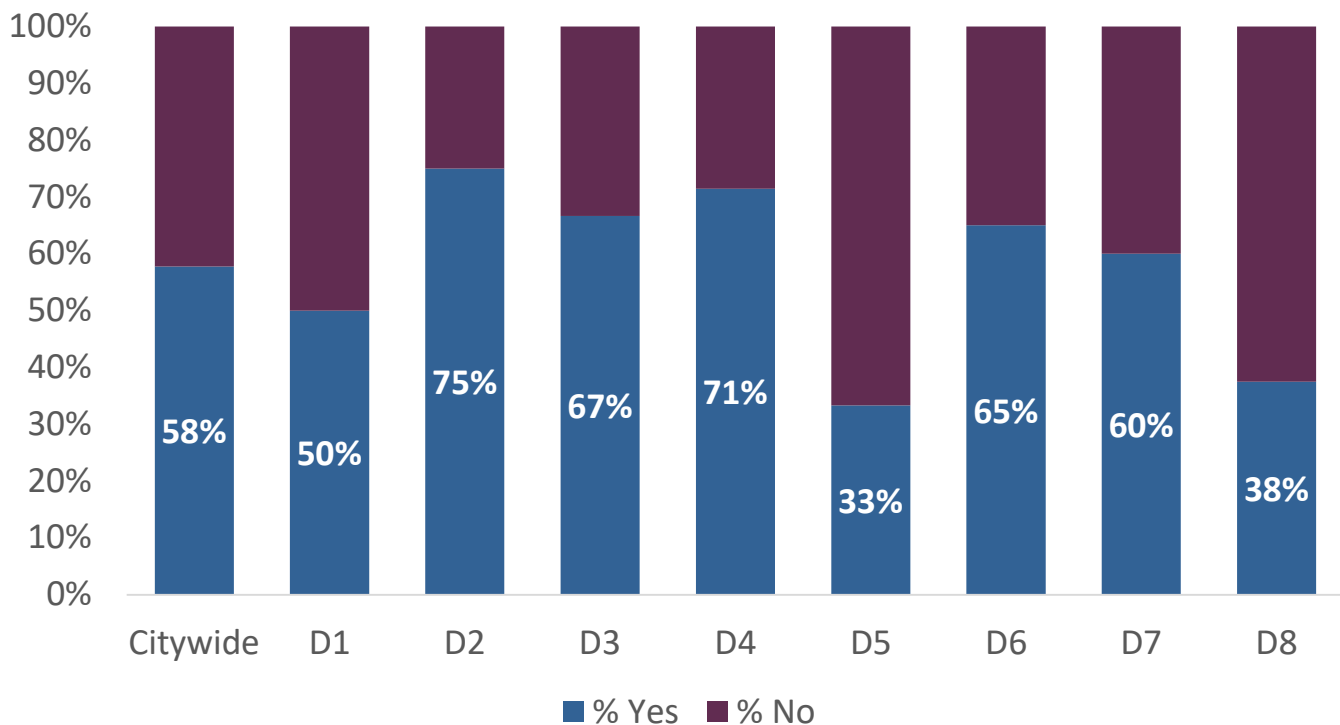


Housing, Human Services & Homelessness

Affordable Housing Property Preservation - Phase 1: \$33 million

Renovate and preserve up to 610 affordable housing units at four properties where physical condition assessments have been completed and identified critical needs. Renovations include structural repairs, electrical and mechanical improvements, HVAC replacements, and other updates. Complete Facility Condition Assessments at 16 additional Housing Department properties.

(Various)

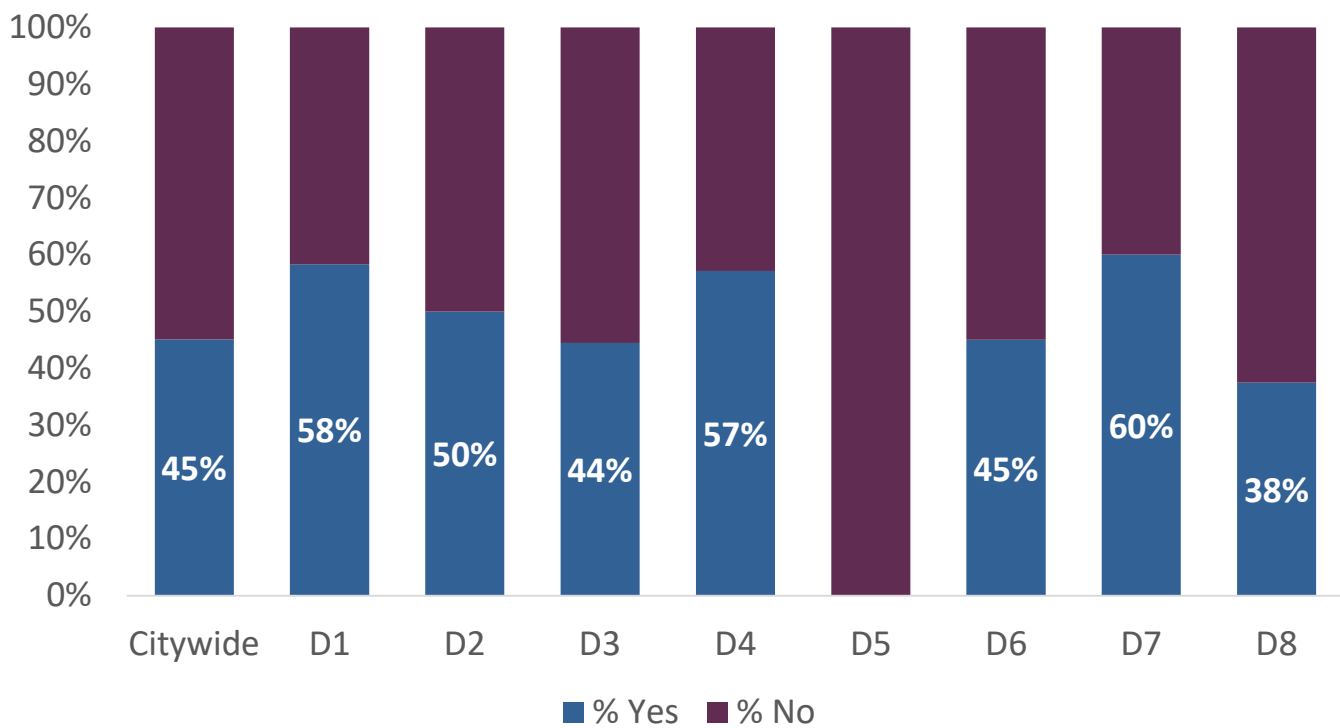


N = 71

Housing, Human Services & Homelessness

Cesar Chavez Senior Center: \$5.7 million

Design and construct a new 12,600 square foot multi-purpose senior center adjacent to the Cesar Chavez Community Center.
(Cesar Chavez Regional Park)

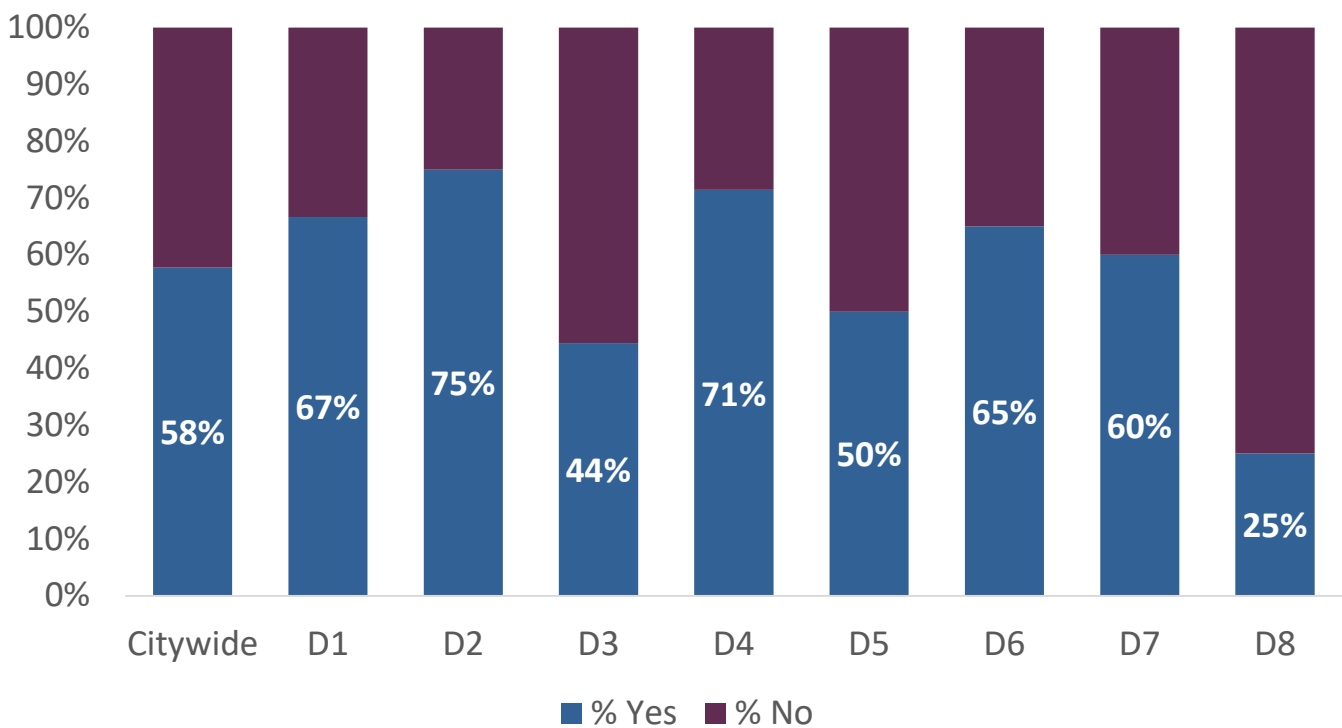


N = 71

Housing, Human Services & Homelessness

Choice Neighborhoods Housing Development Gap Funding: \$21.2 million

Cover the increased cost for construction, materials, and labor necessary to complete the final phase (Phase IV) of the Edison-Eastlake redevelopment project. Phase IV consists of 364 new, modern, mixed-income rental housing units (286 affordable and 78 market rate).
(Edison-Eastlake Community)

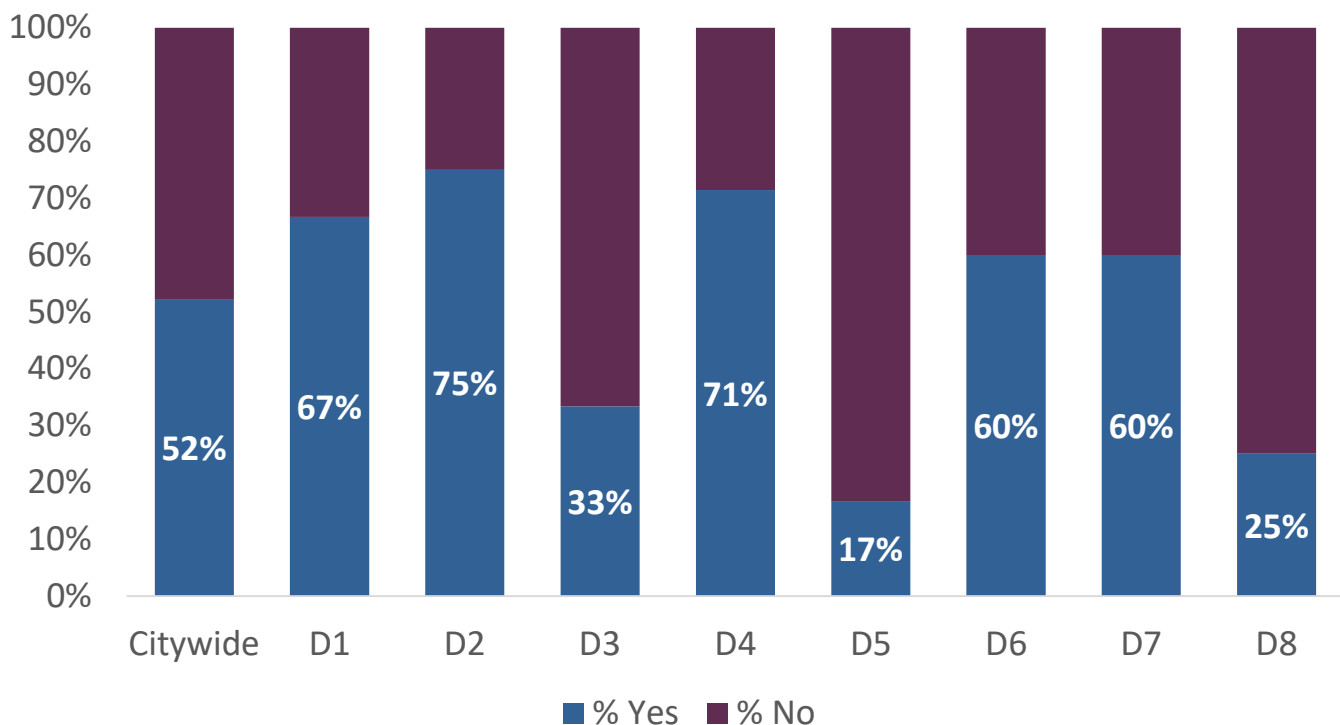


N = 71

Housing, Human Services & Homelessness

McDowell Senior Center Renovation: \$1.8 million

Renovate the historic McDowell Senior Center. Modernize HVAC equipment, update the electric system, replace existing plumbing, update the fire suppression system, and restore the building envelope, interior office and meeting spaces.
(1845 E. McDowell Road)



N = 71



Housing, Human Services & Homelessness

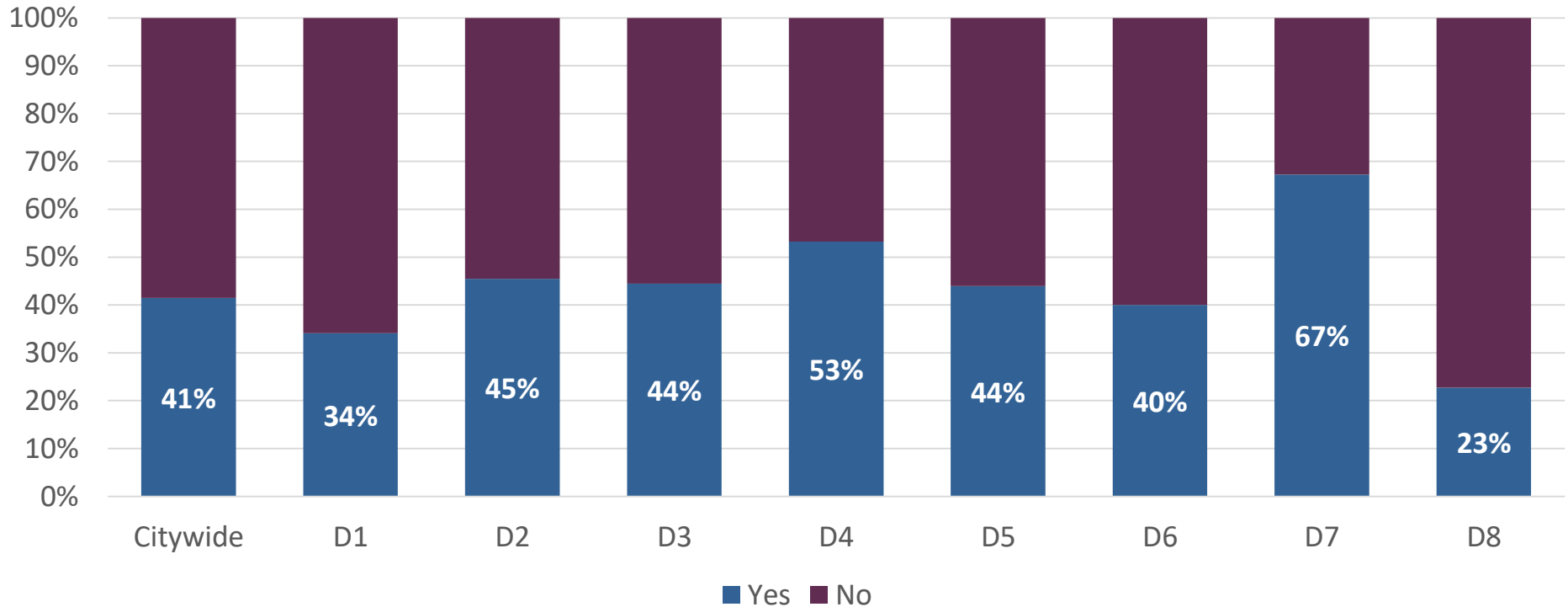
Comments:

1. Marshall Zeable (District 1) opposed Choice Neighborhoods Housing Development Gap Funding, stating that those who do not work for a living should not get free housing.



Neighborhoods & City Services

The percent of residents indicating “yes” or “no” for the Neighborhoods & City Services category, by district



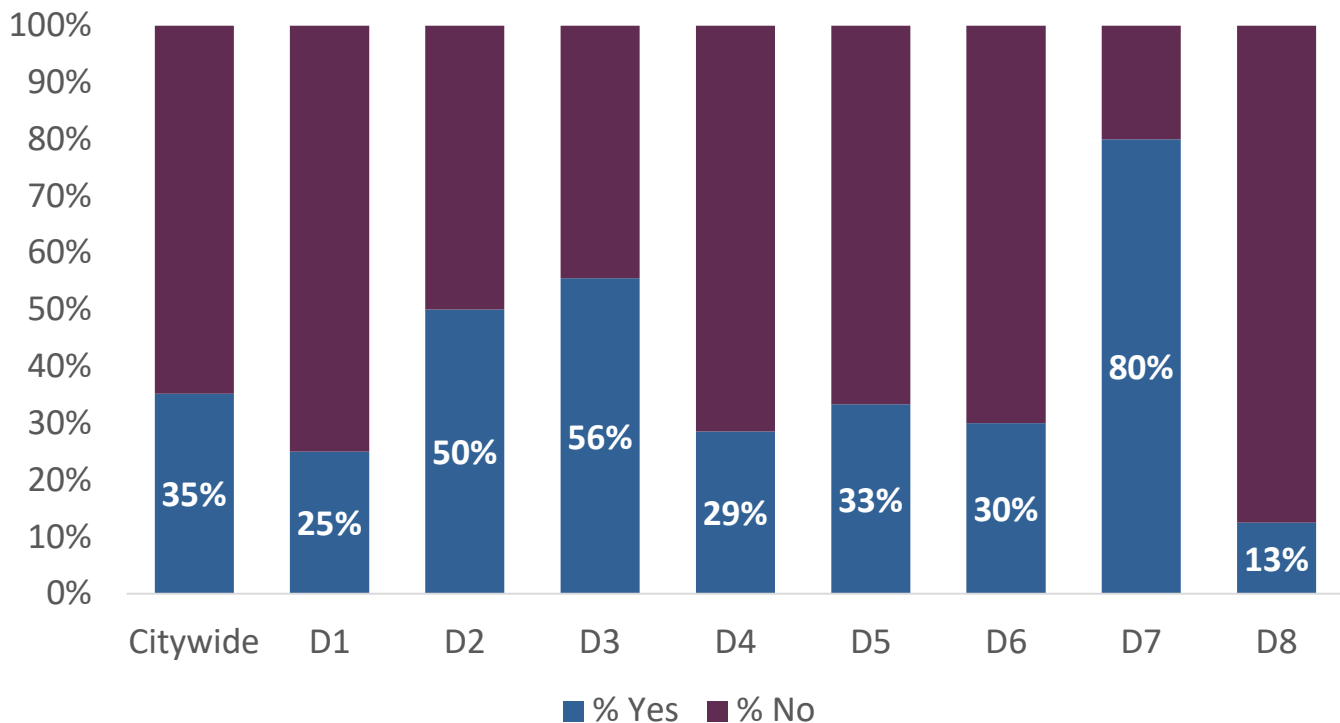
number of submissions (N) = 71

Neighborhoods & City Services

Branch Library at Desert View Civic Space: \$4 million

Design and construct a new 13,000 square foot branch library as part of Phase 1 of the Desert View Civic Space. Phase 1 consists of the civic space master plan, design of a regional park, construction of park amenities, and a branch library. At final completion the Desert View Village Civic Space is expected to include a 40 acre regional park, and a community center.

(Deer Valley Drive & Tatum Boulevard)

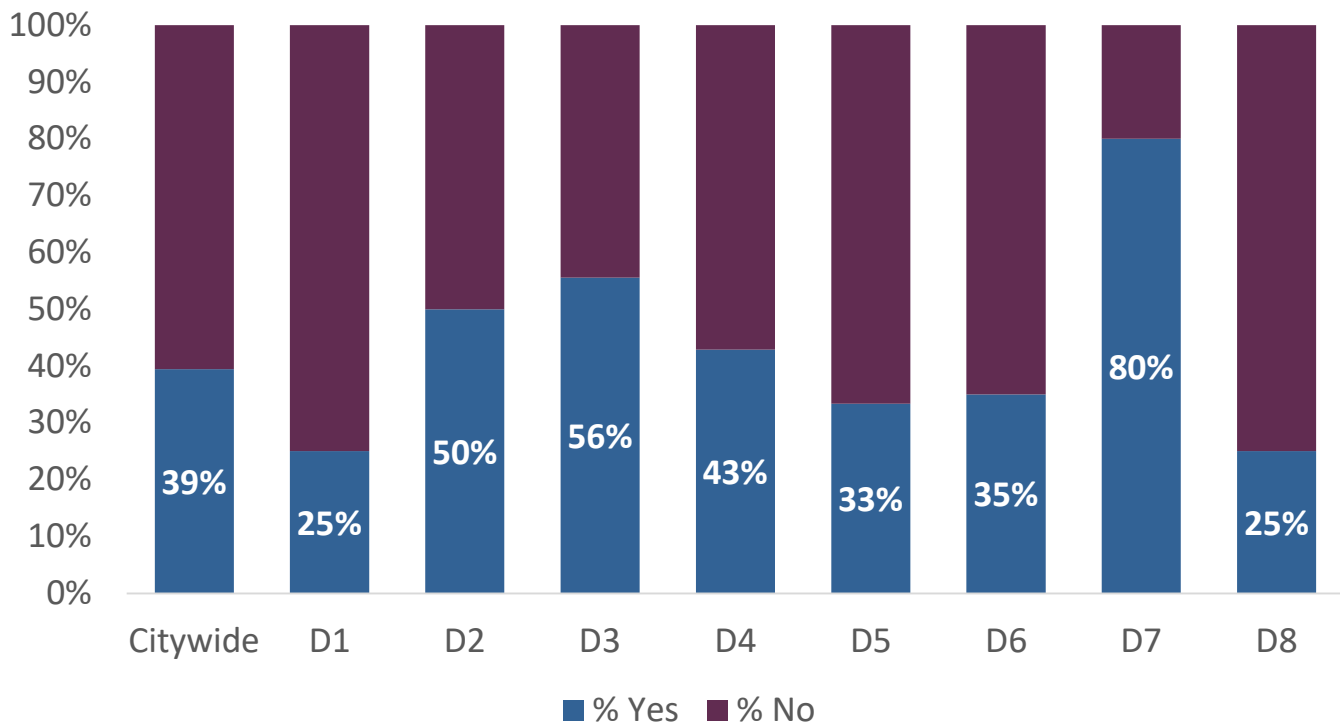


N = 71

Neighborhoods & City Services

Branch Library at Estrella Civic Space: \$6.2 million

Design and construct a new 20,000 square foot branch library as part of Phase 1 of the Estrella Village Civic Space. Phase 1 consists of the civic space master plan, design of a regional park, construction of park amenities, and a branch library. At final completion the Estrella Village Civic Space is expected to include a 93 acre regional park, a community center, and an aquatic center.
(99th Avenue & Lower Buckeye Road)



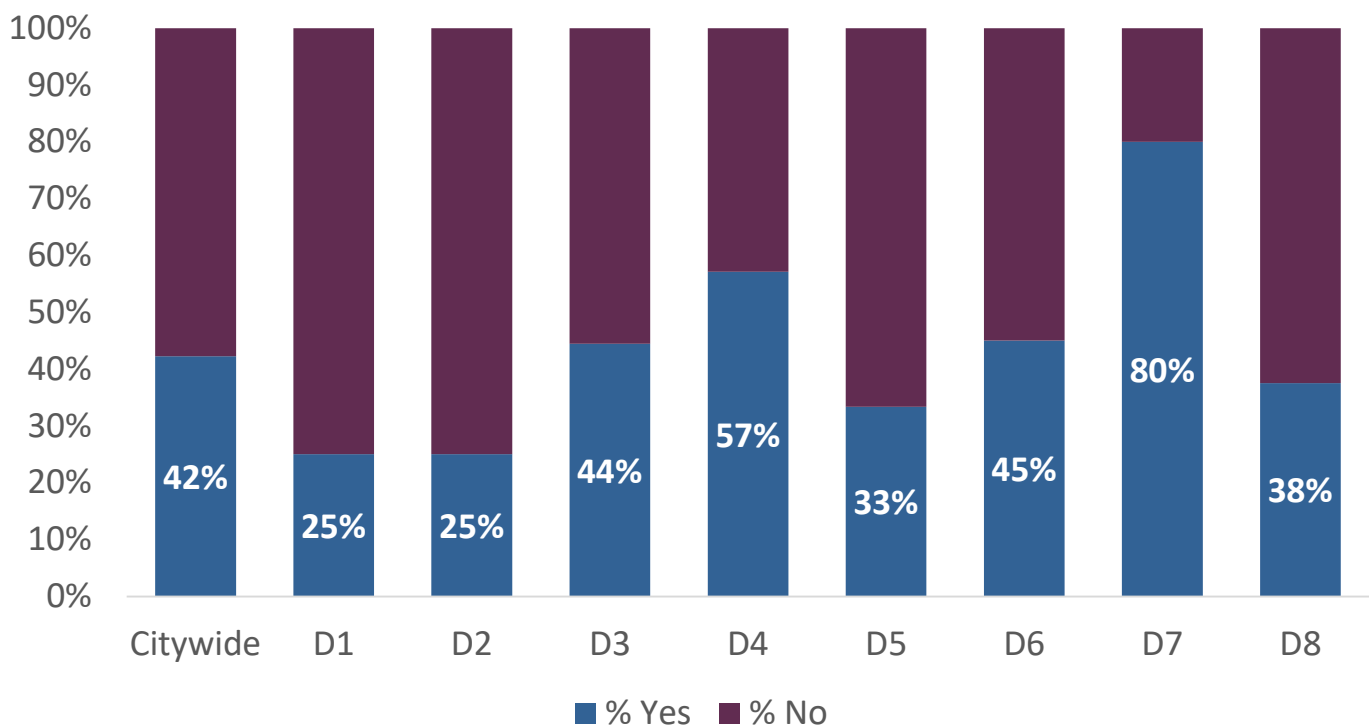
N = 71

Neighborhoods & City Services

City Facility ADA Improvements: \$10.1 million

Ensure ongoing compliance with the Americans with Disabilities Act (ADA) at City facilities. Complete prioritized improvements to signage, restrooms, parking lots, ramps, doors and other barriers to maximize access.

(Public Works Properties - All)

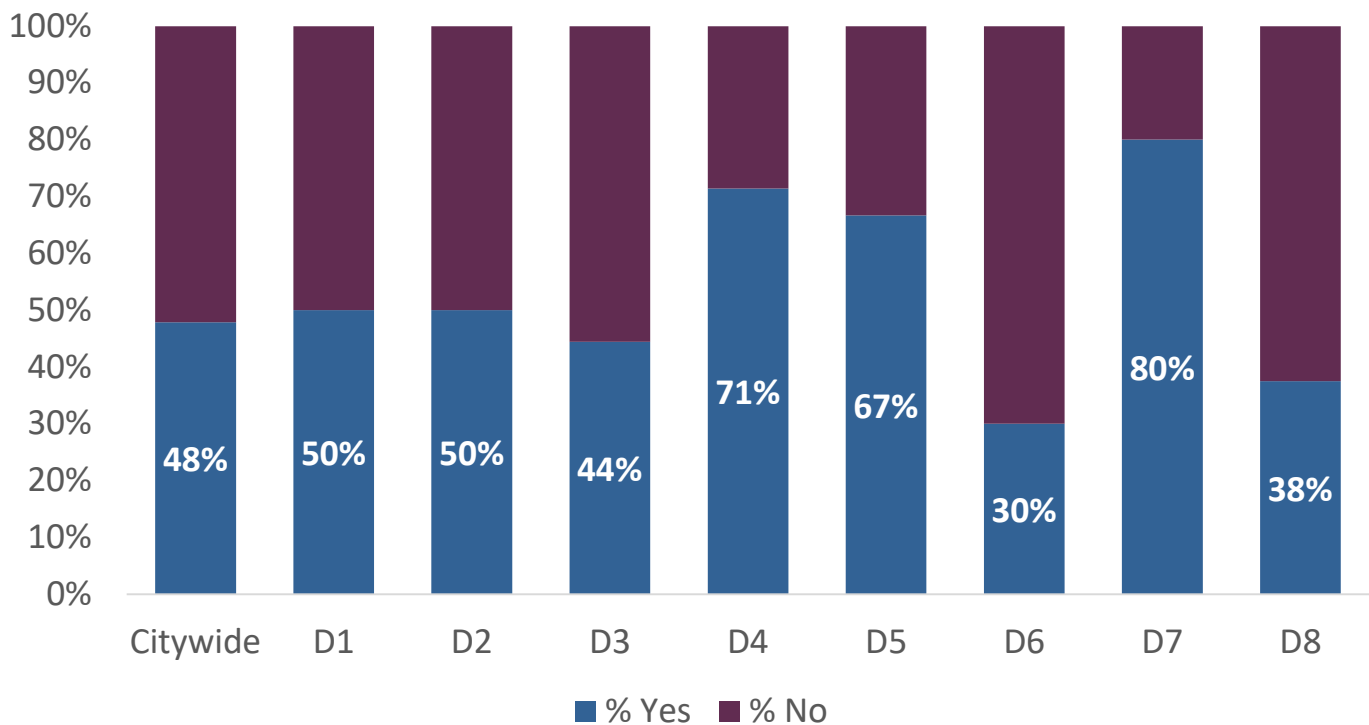


N = 71

Neighborhoods & City Services

City Service Center Property Improvements: \$10.1 million

Repair or replace mechanical and building systems such as roofs, asphalt, plumbing, electrical, and security systems at Public Works Service Centers that support the activity of City departments.
(Various)



N = 71

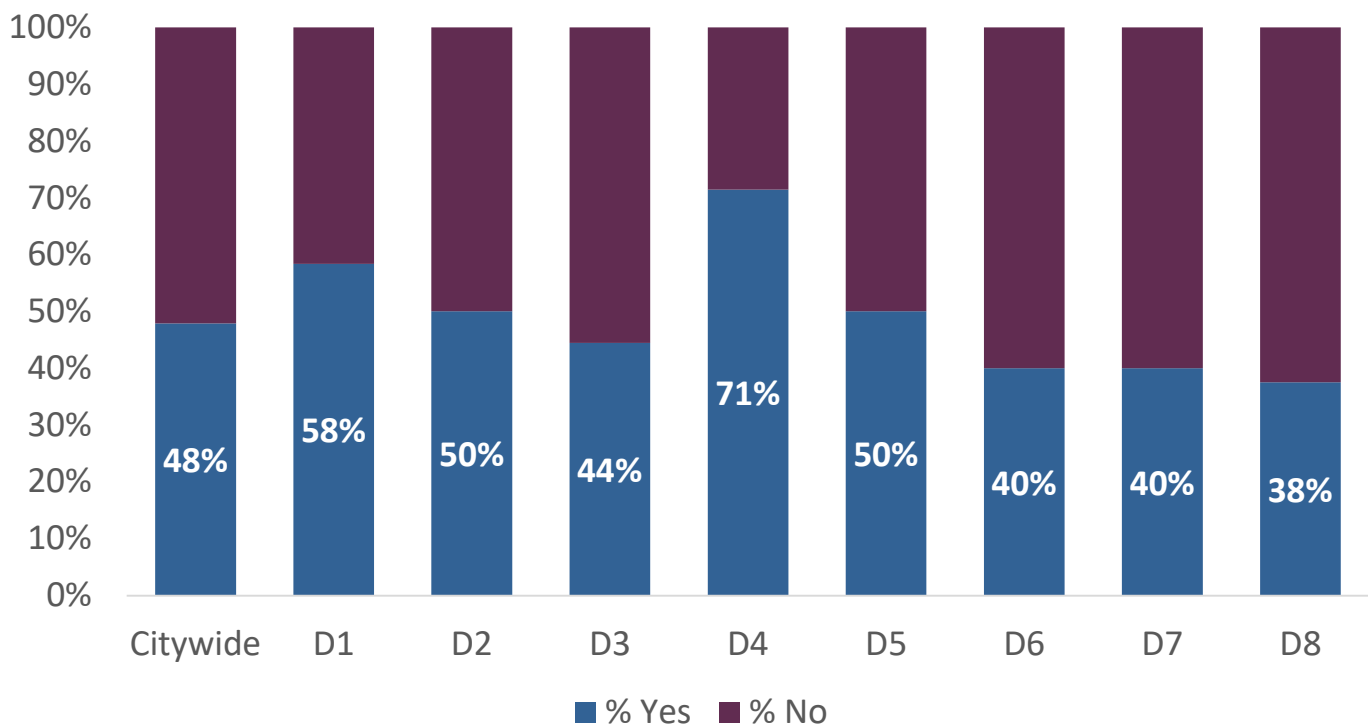


Neighborhoods & City Services

Downtown City Property Improvements: \$10.1 million

Address major equipment and building deficiencies at facilities in the Downtown Phoenix Government Campus: Phoenix City Hall, Calvin C. Goode Municipal Building, Phoenix Municipal Court, and the 305 and Adams Street Garages. Facility Condition Assessments completed in 2021 identified the need to repair/replace HVAC, plumbing, elevator, electrical, and security systems.

(Various)

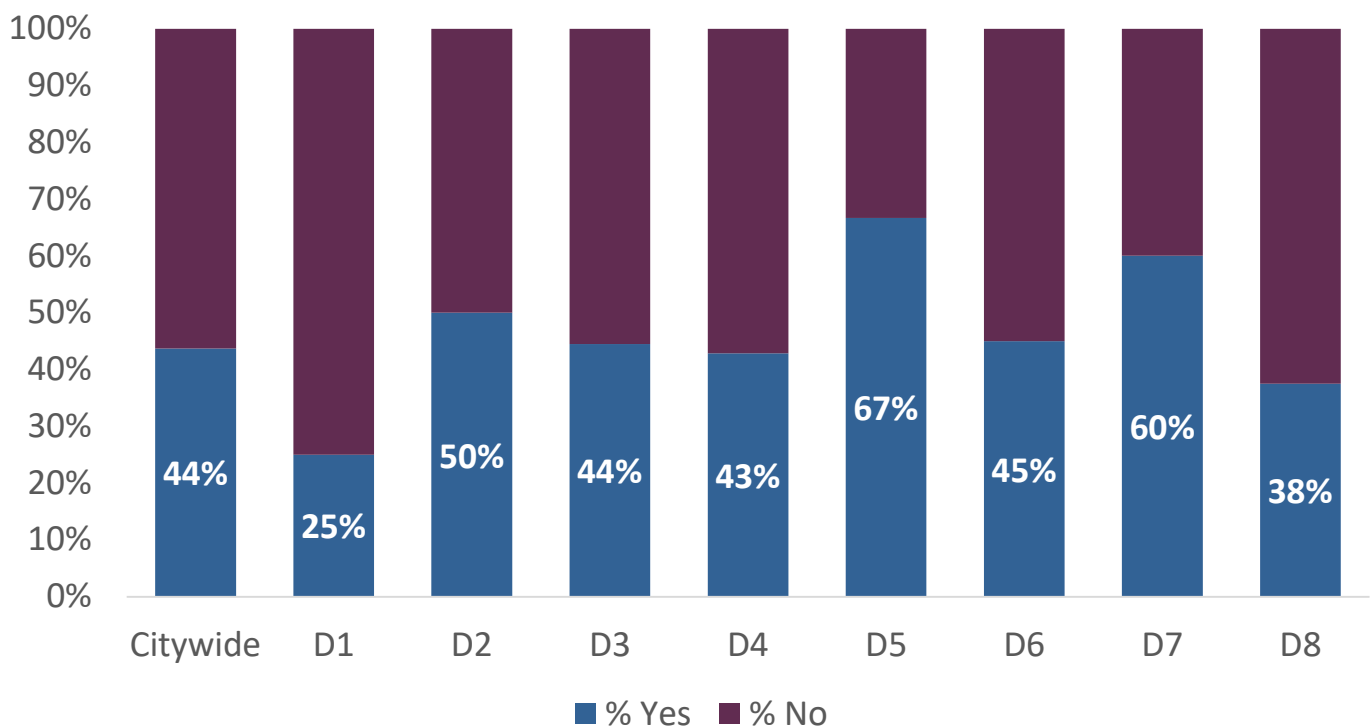


N = 71

Neighborhoods & City Services

Heritage Square Facilities Restoration: \$653,737

Buildings and exterior repairs and restorations include: (1) Silva House: floor repairs, roof replacement, and HVAC; (2) Teeter House: electrical panel upgrade, and floor repairs; (3) Pizzeria Bianco and Bar Bianco: electrical panel upgrade, and floor repairs; and (4) replace clay pipe plumbing, and perform foundation and brick/mortar repairs. (115 N. 6th Street)



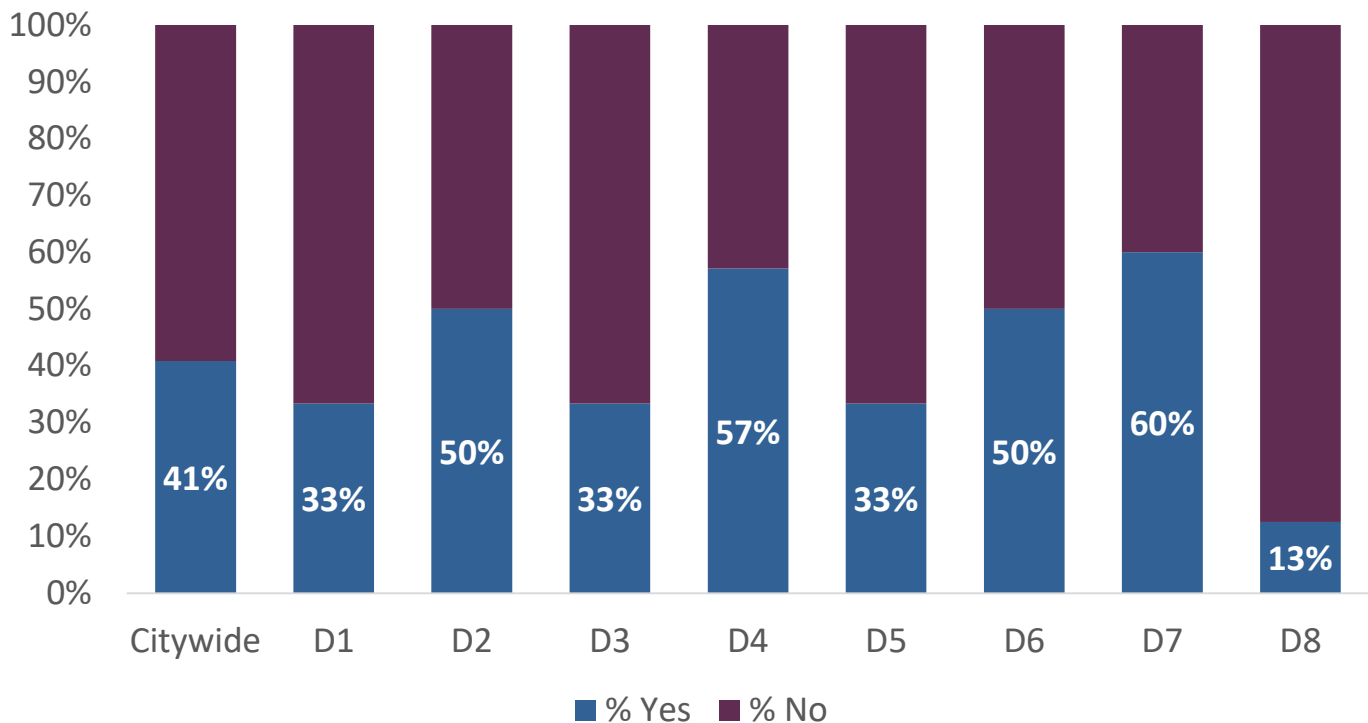
N = 71

Neighborhoods & City Services

Historic Preservation Demonstration Project Grants: \$1.3 million

Encourage rehabilitation and reuse of historic commercial, multi-family and institutional buildings. Provide funding assistance for projects that best demonstrate City historic preservation goals and objectives, paying up to 50 percent of eligible rehabilitation costs for buildings listed individually on the City’s historic register or as contributing properties in a City historic district.

(Multiple)



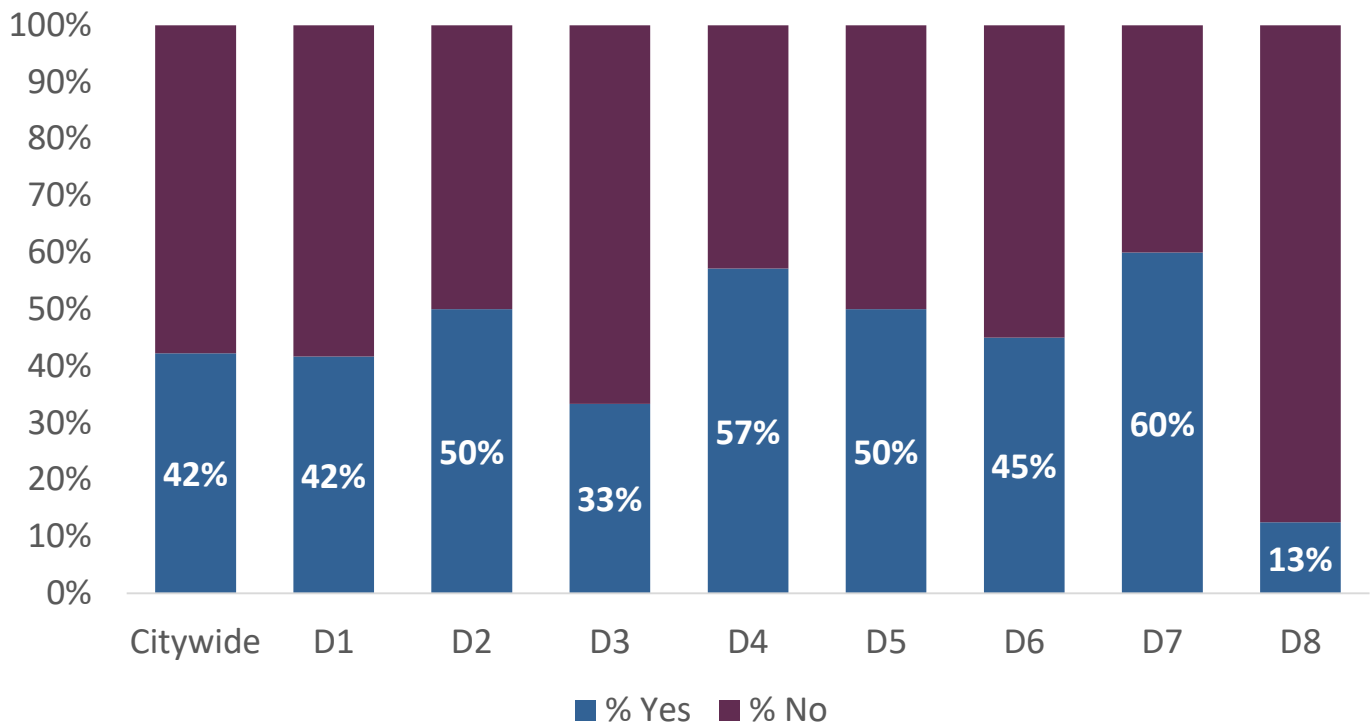
N = 71

Neighborhoods & City Services

Historic Preservation Exterior Rehabilitation Grant Program: \$1.1 million

Provide matching grants to complete critical structural and exterior restoration work on historic dwellings with a minimum matching amount of \$5,000 to a maximum of \$20,000.

(Various)



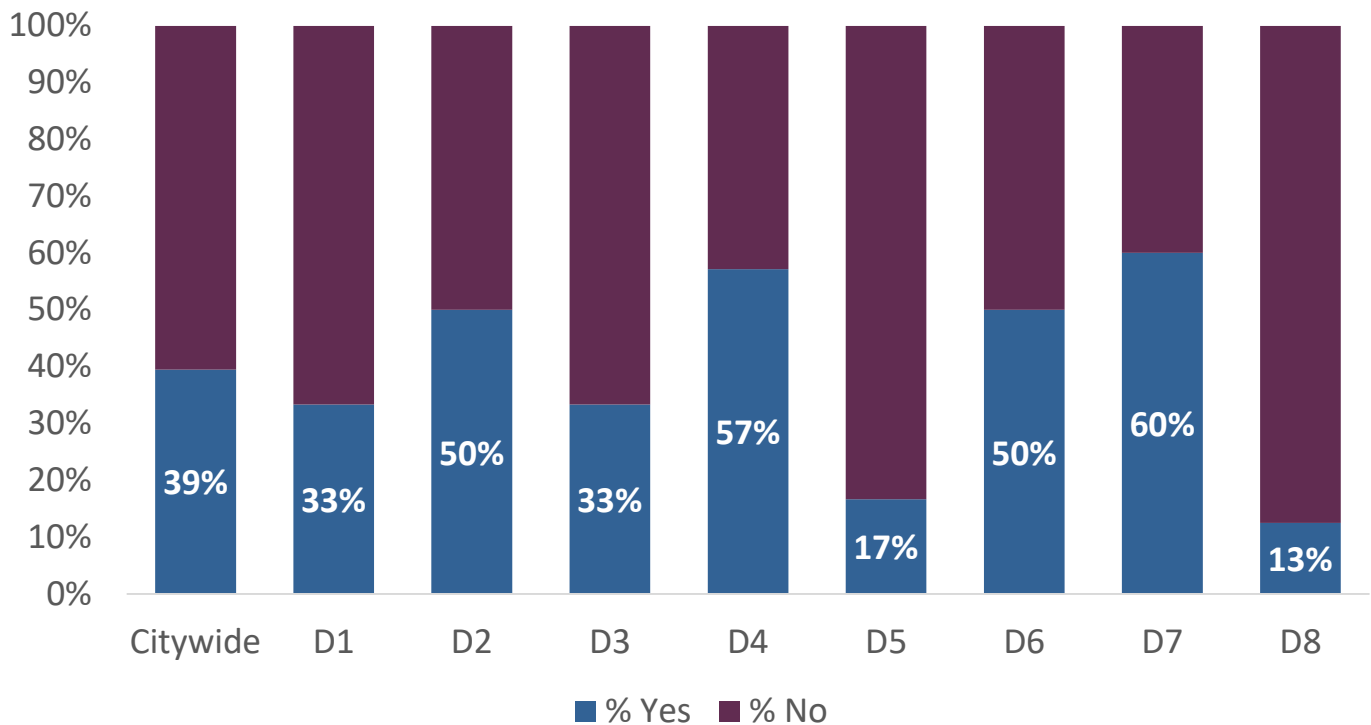
N = 71

Neighborhoods & City Services

Historic Preservation Warehouse & Threatened Buildings Program:
\$1.8 million

Protect historic downtown warehouses and other threatened historic buildings. Assist property owners with exterior rehabilitation work or to acquire/assist with acquisitions of threatened historic properties. For rehabilitation projects, the program can pay up to 100 percent of eligible project costs provided that the owner expends an equal or greater amount of ineligible work items.

(Multiple)

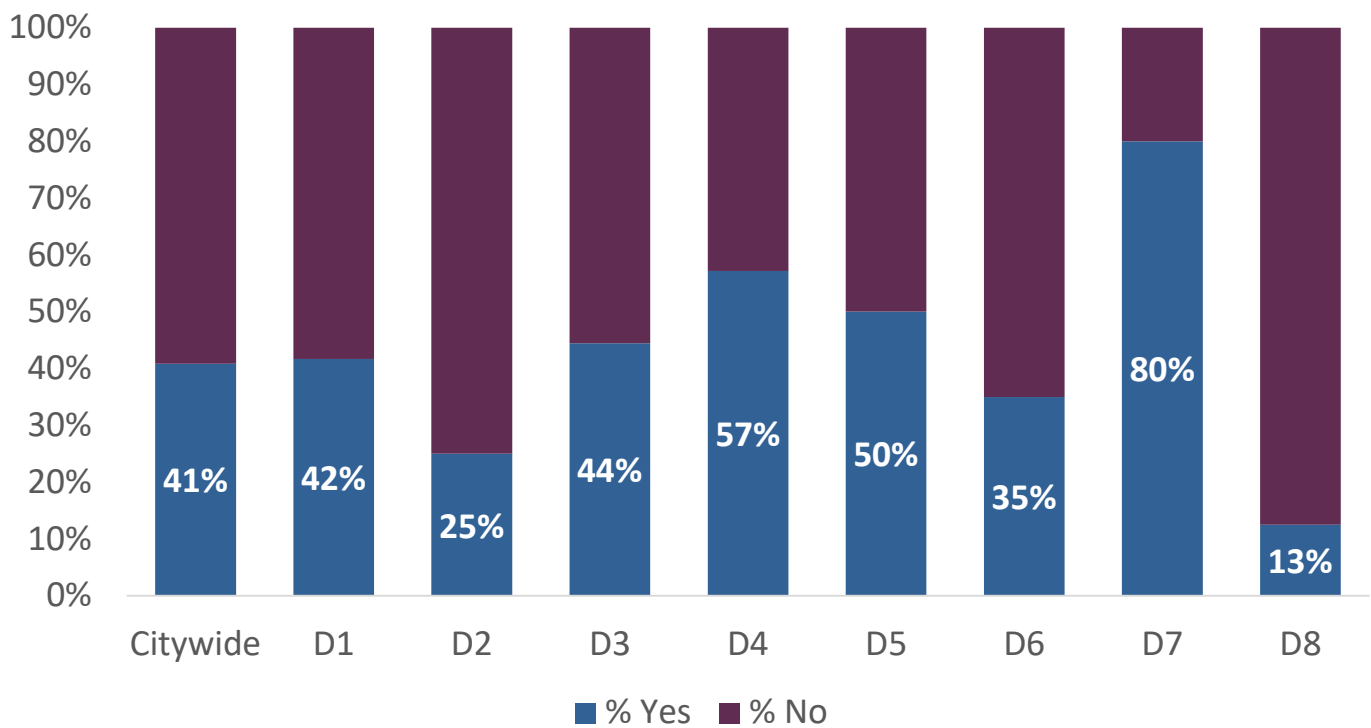


N = 71

Neighborhoods & City Services

Orpheum Theatre Exterior Rehabilitation: \$1.6 million

Restore and preserve the exterior architectural features of the historic Orpheum Theatre and upgrade the exterior accent lighting.
(203 W. Adams Street)

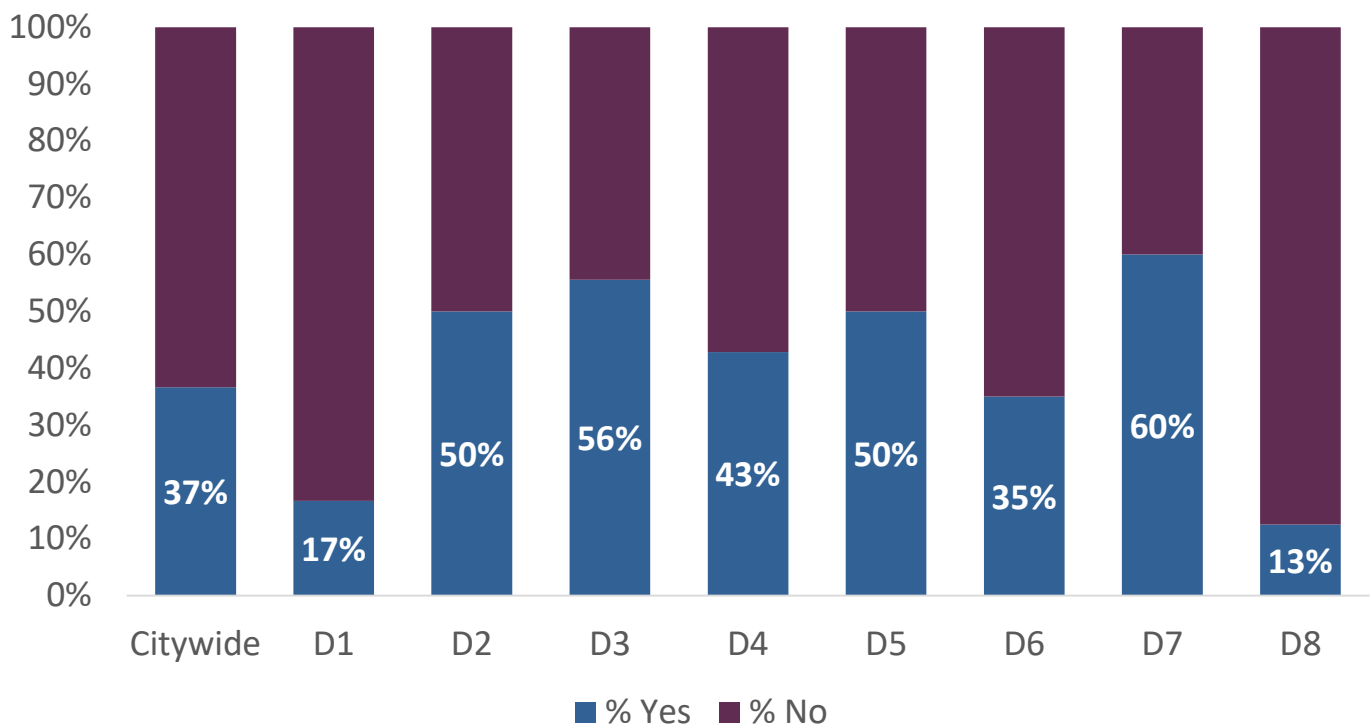


N = 71

Neighborhoods & City Services

Yucca Branch Library Expansion: \$5.5 million

Add 10,000 square feet to Yucca Branch Library to improve visitor experience by adding new amenities and reducing wait times. The additional space will provide new meeting and study rooms, allow for additional public computers, and accommodate an Automated Materials Handling System.
(5648 N. 15th Avenue)



N = 71



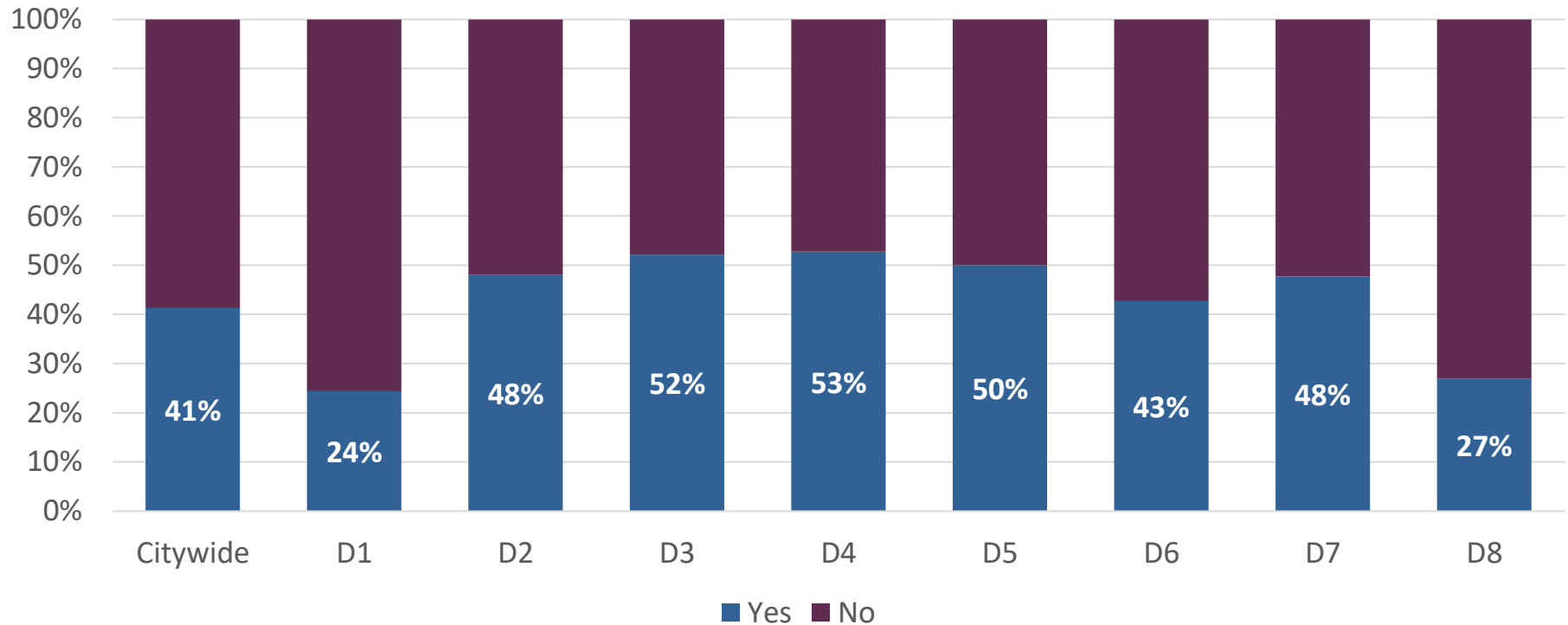
Neighborhoods & City Services

Comments:

1. Dave Eichelman (District 3) stated he was conflicted about using GO Bond funding towards private historical restoration projects through the Historic Preservation Exterior Rehabilitation Grant Program. He explained the funds have historically been distributed to those who already have resources to complete the projects on their own. (July 2022)
2. Marshall Zeable (District 1) opposed the Yucca Branch Library Expansion, stating there is no need for physical libraries now that everything is online.

Parks & Recreation

The percent of residents indicating “yes” or “no” for the Parks & Recreation and Library category, by district

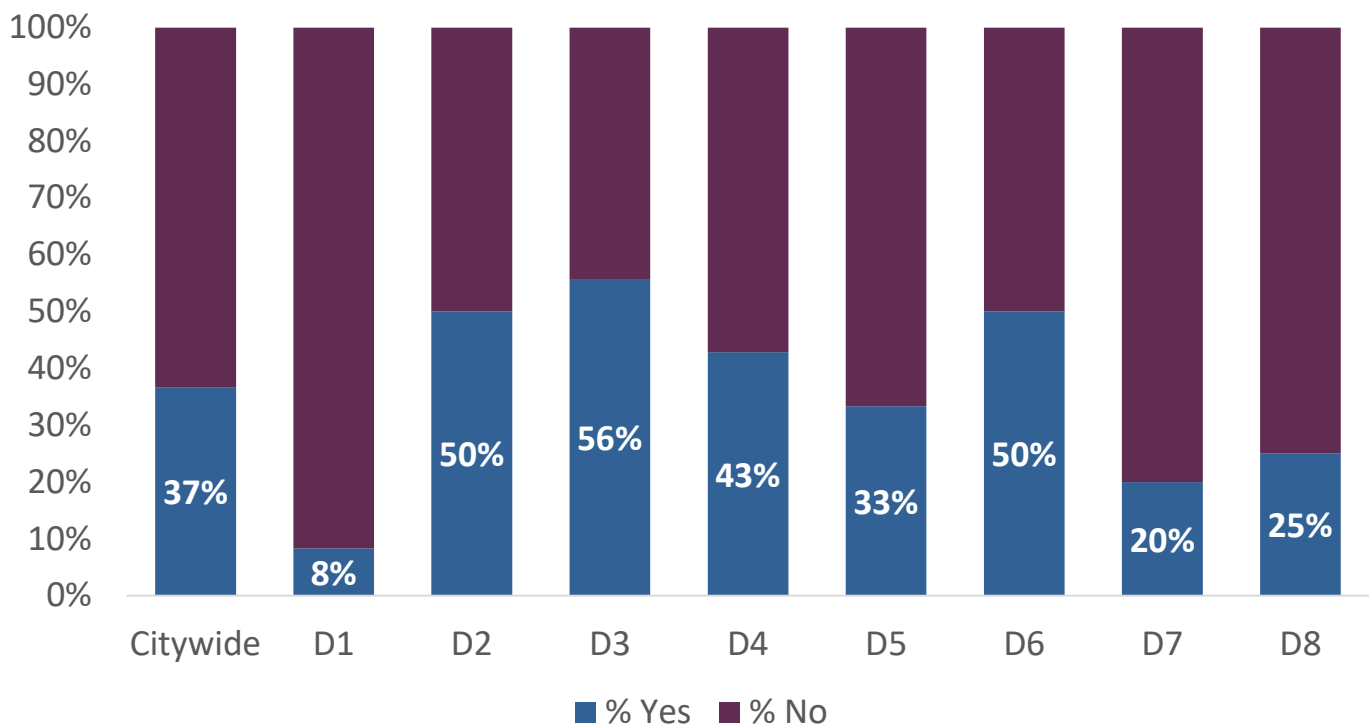


number of submissions (N) = 71

Parks & Recreation

Desert View Civic Space - Phase 1: \$8.4 million

Design and construct Phase 1 of the Desert View Village Civic Space. At completion the Desert View Village Civic Space is expected to include a 40 acre regional park, a community center, a branch library, and a park and ride. Phase 1 consists of the civic space master plan, regional park design, construction of 1/2 of regional park amenities, and a 13,000 square foot branch library. (Deer Valley Drive & Tatum Boulevard)

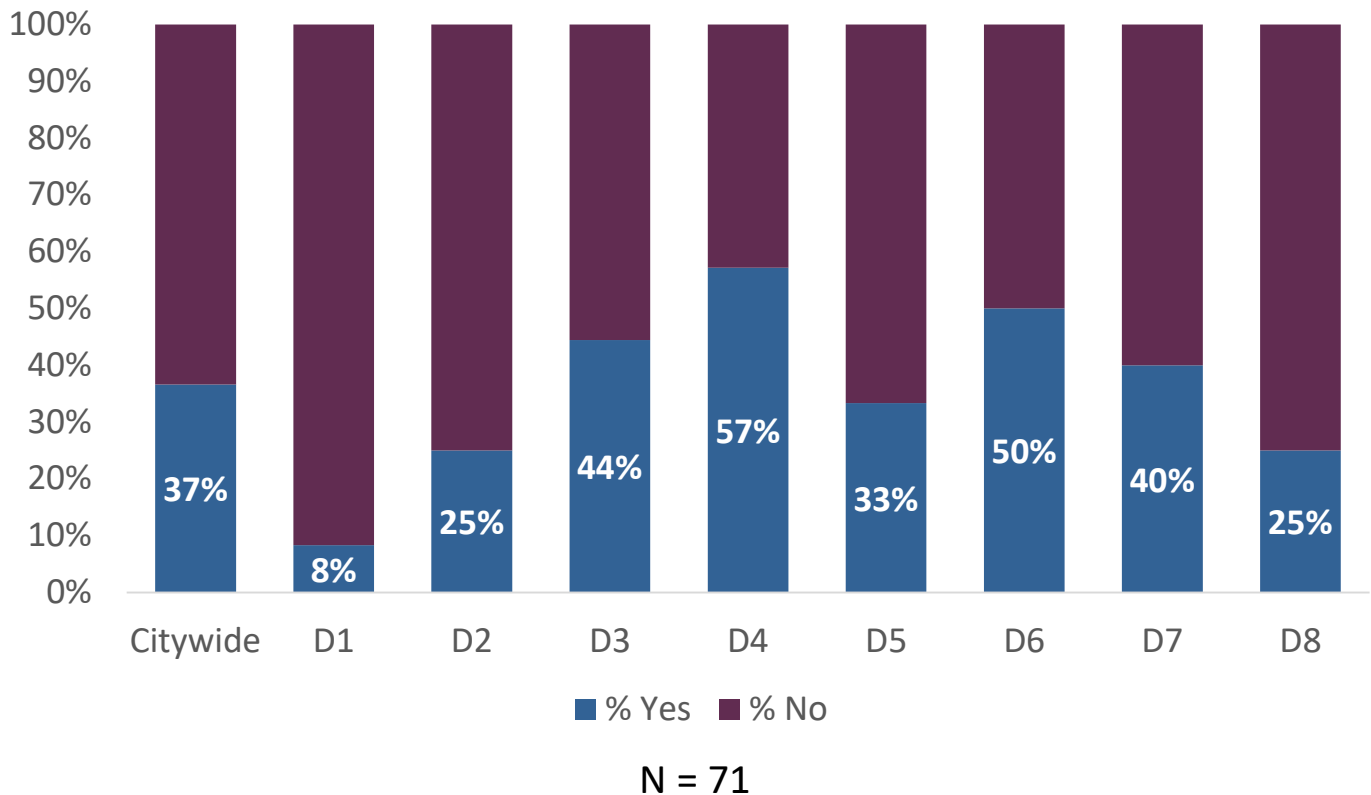


N = 71

Parks & Recreation

Estrella Civic Space - Phase 1: \$12.3 million

Design and construct Phase 1 of the Estrella Village Civic Space. At completion the Estrella Village Civic Space is expected to include a 93 acre regional park, a community center, an aquatic center, and a branch library. Phase 1 consists of the civic space master plan, regional park design, construction of 1/3 of regional park amenities, and a 20,000 square foot branch library.
(91st Avenue & Lower Buckeye)

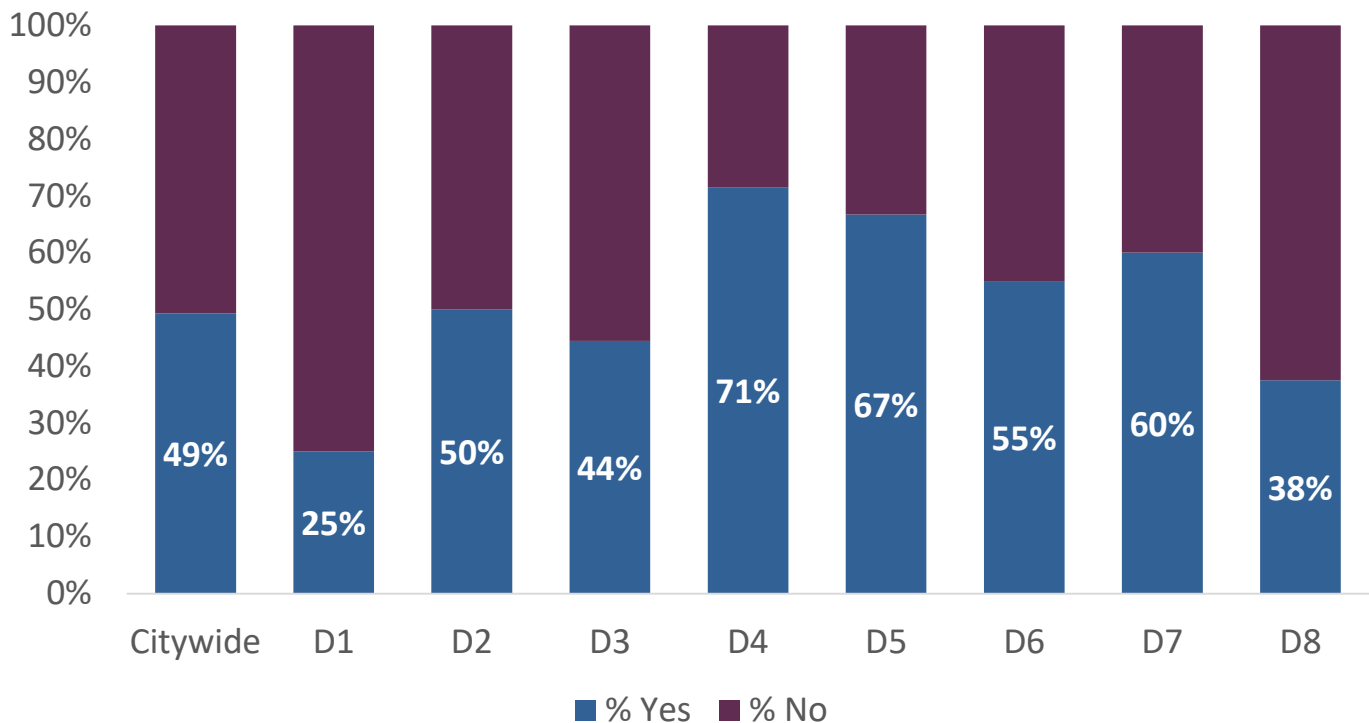


Parks & Recreation

Harmon Park Regional Pool and Three Splash Pad Sites: \$12.8 million

Repurpose four pools in south Phoenix to provide a regional pool at Harmon Park, and 3 splash pads at Alkire, Grant, and University Parks. The regional pool will feature a 25-meter lap pool with dive boards, zero depth entry, water play area, swimming lesson area, water slide, shade structures, pool heater, and playground. Construct an ADA accessible bath house with a lifeguard room for training.

(Various)



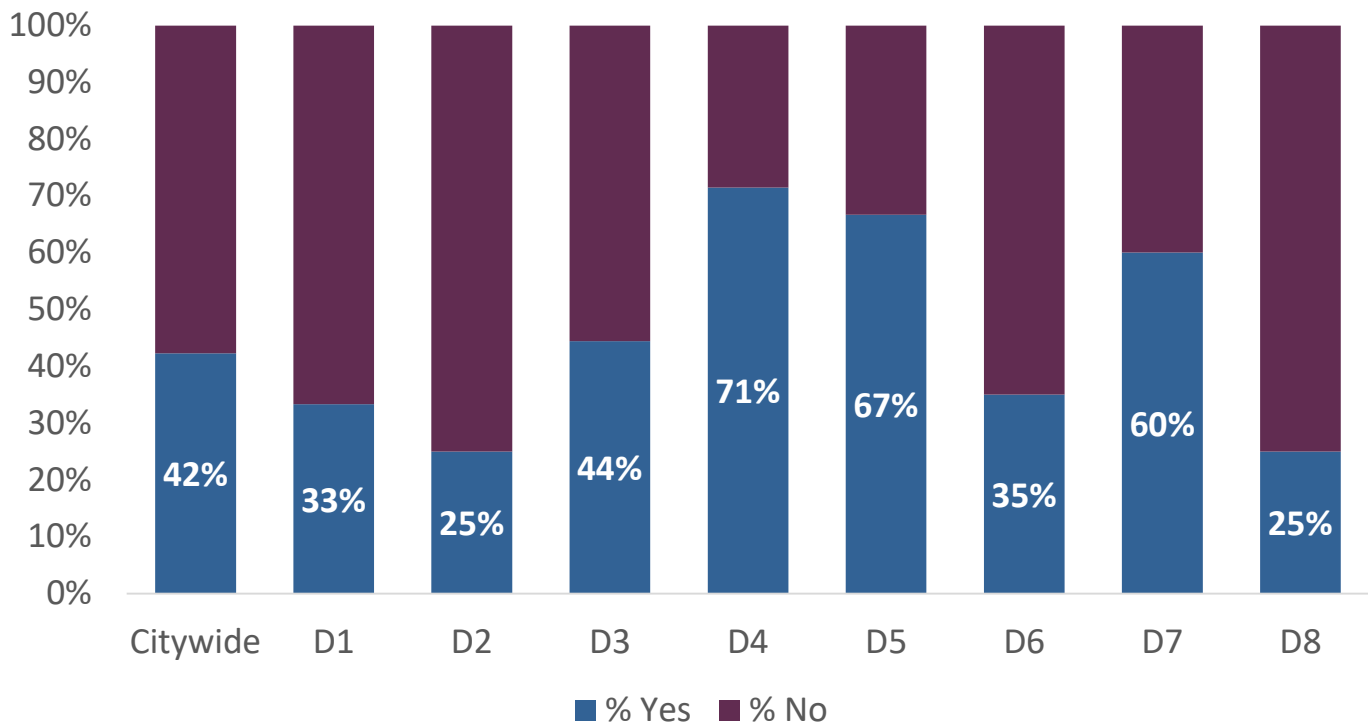
N = 71

Parks & Recreation

Margaret T Hance Park Improvements: \$17.8 million

Design and construct Central Bridge Plaza improvements to create safer, more accessible entry points for park patrons. Build a hill feature north of the garden to increase open green space. Develop a defined tree grove to improve and support the City's Tree and Shade Master Plan. Expand parking on the west end. Incorporate an interactive water feature amenity.

(67 W. Culver Street)

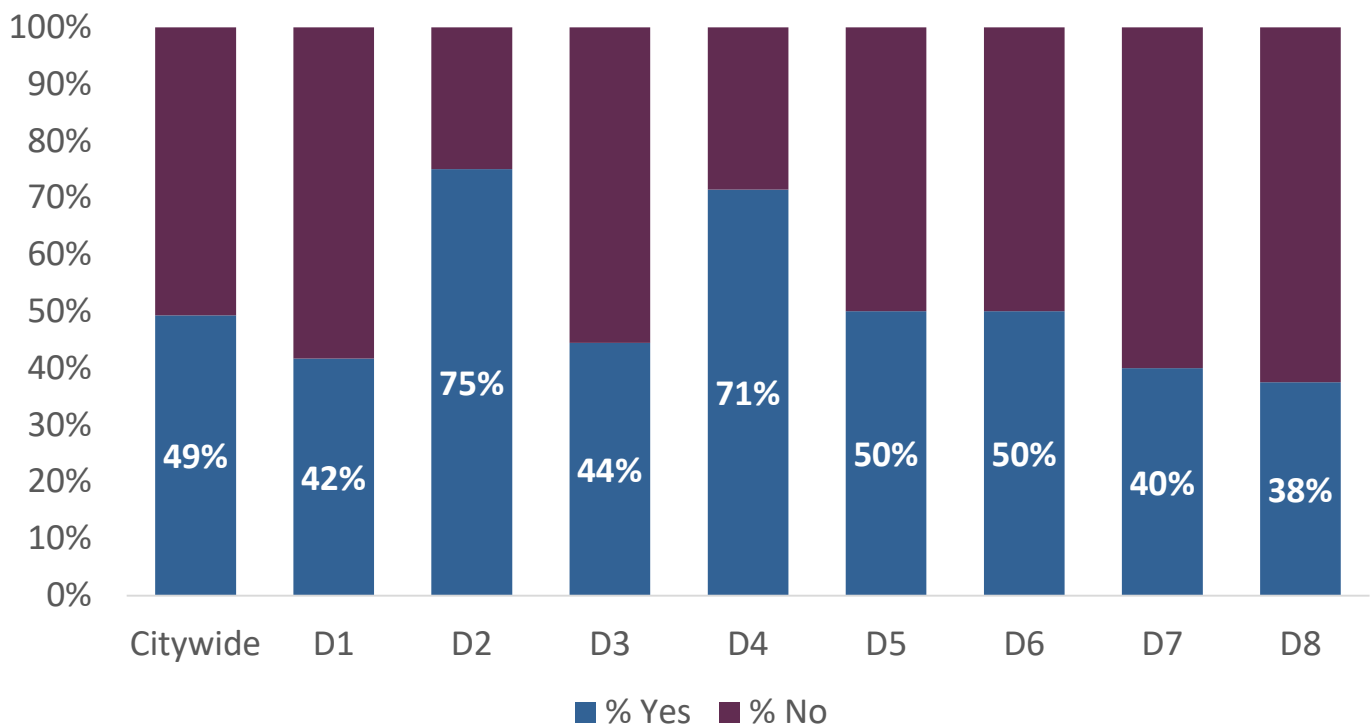


N = 71

Parks & Recreation

Maryvale Park Regional Pool and Two Splash Pad Sites: \$14.4 million

Repurpose three deteriorating pools in the Maryvale area to provide a first-rate regional pool at Maryvale Park and install two new splash pads at Marivue Park and Holiday Park. The regional pool will feature a 25-meter lap pool with dive boards, zero depth entry, interactive water play area, swimming lesson area, water slide, shade structures, pool heater, and water playground.
(Various)

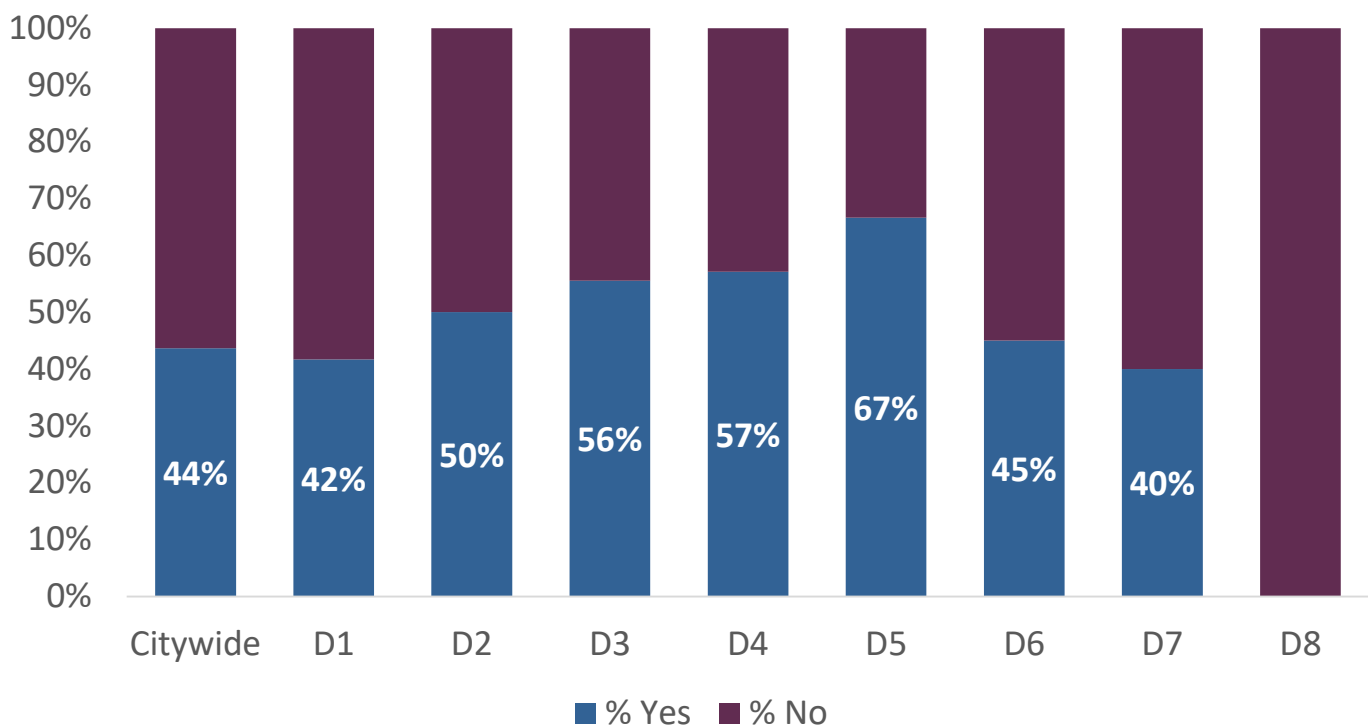


N = 71

Parks & Recreation

Mountain View Community Center Sports Complex Improvements:
\$1.2 million

Renovate the exterior sports courts at the Mountain View Community Center, including existing basketball and tennis courts and construct 16 (or more) pickleball courts.
(1104 E. Grovers Road)

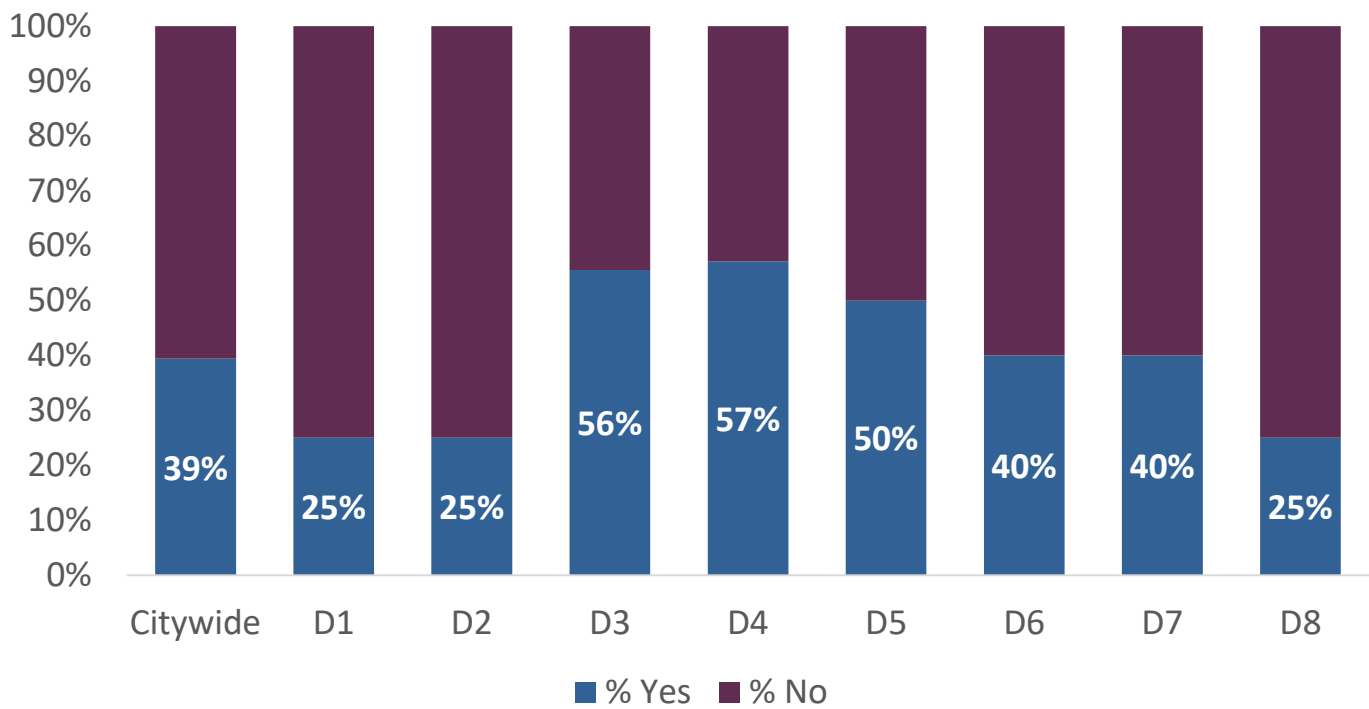


N = 71

Parks & Recreation

Pueblo Grande Museum and Archaeologic Park Improvements: \$6.8 million

Perform structural improvements to the Adobe Workshop. Update museum galleries to preserve thousands of prehistoric artifacts. Ensure exhibits convey the stories and perspectives of Tribal Nations. Improve access and visitor experience. Upgrade the collection facilities to increase storage capacity, efficiency, and staff safety. Design and construct access improvements to the Park of Four Waters.
(4619 E. Washington Street)

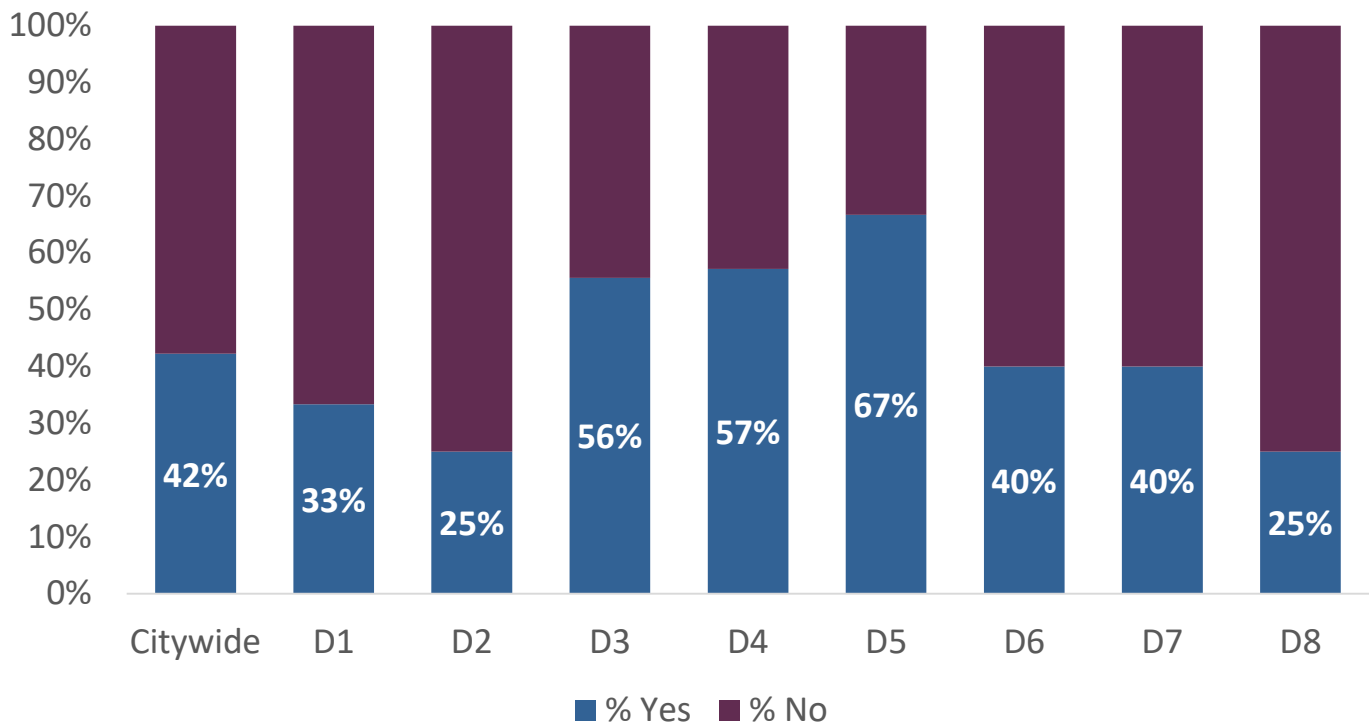


N = 71

Parks & Recreation

Rio Salado Embankment Erosion Control: \$4.6 million

Restore eroded embankments and reinforce 12 known compromised areas with compacted clean fill and large boulder size rip rap.
(2439 S Central Avenue)



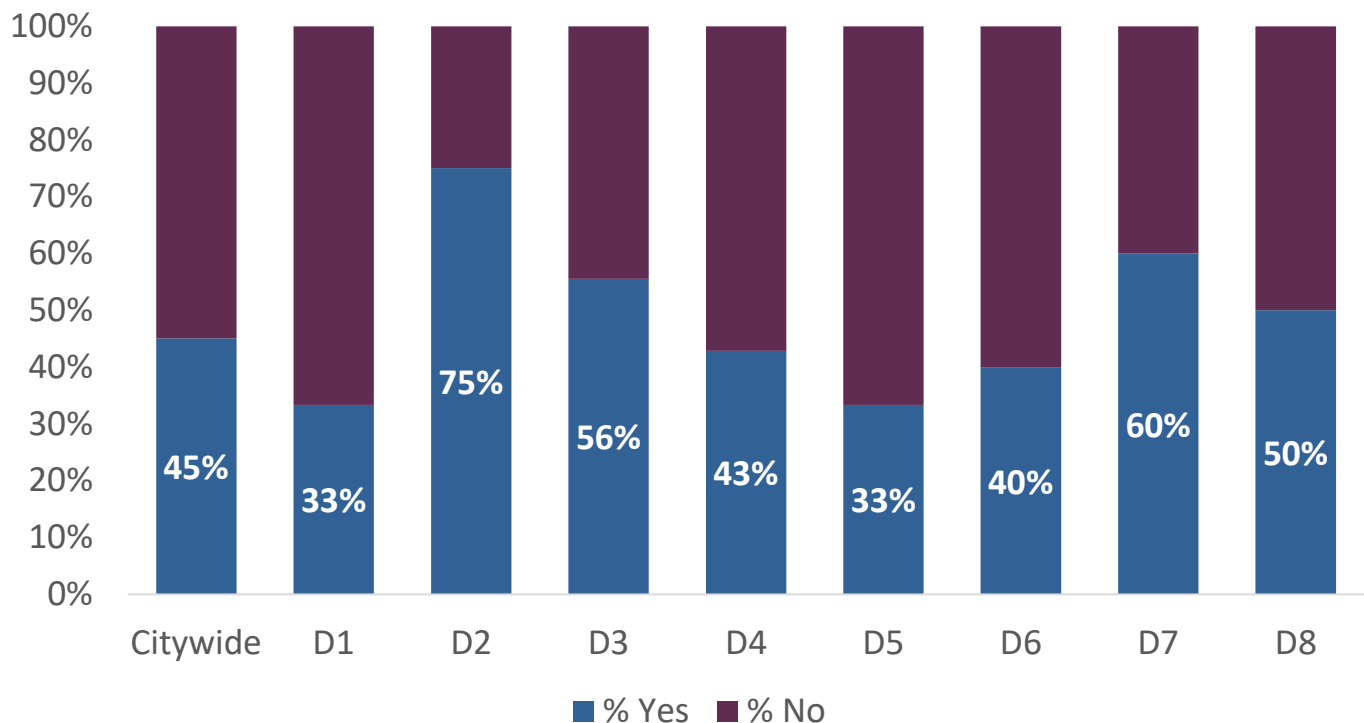
N = 71

Parks & Recreation

South Mountain Community Center Renovations: \$5.6 million

Renovate the South Mountain Community Center. Needs include new air conditioning units and air handlers, new flooring to address ADA issues, gymnasium perimeter replacement, restroom renovations, millwork (built-in counters, cabinets, etc.), lighting improvements, and dance room remodel.

(212 E. Alta Vista Road)



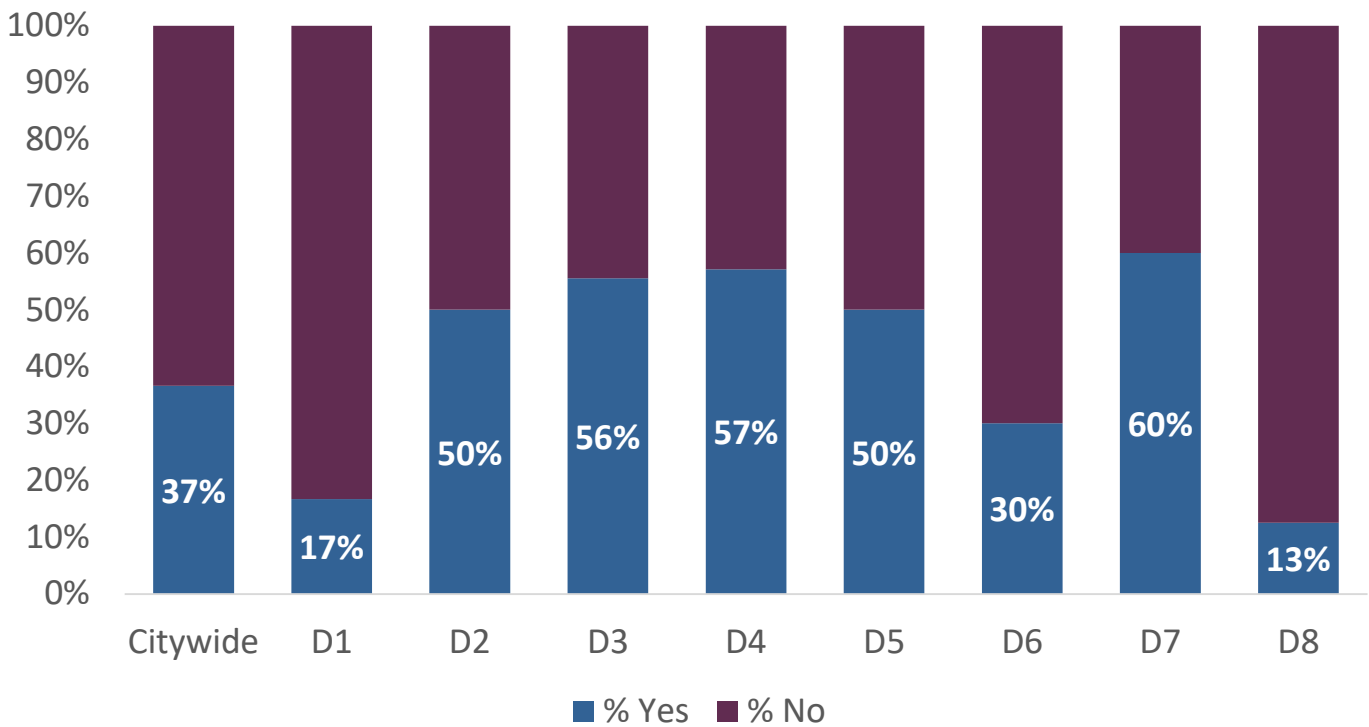
N = 71

Parks & Recreation

South Mountain Roadway Safety Enhancements: \$15.6 million

Design and construct safety improvements to the 15 miles of South Mountain Park roadways. Repave and structurally solidify the roadway where possible.

(10919 S. Central Avenue)



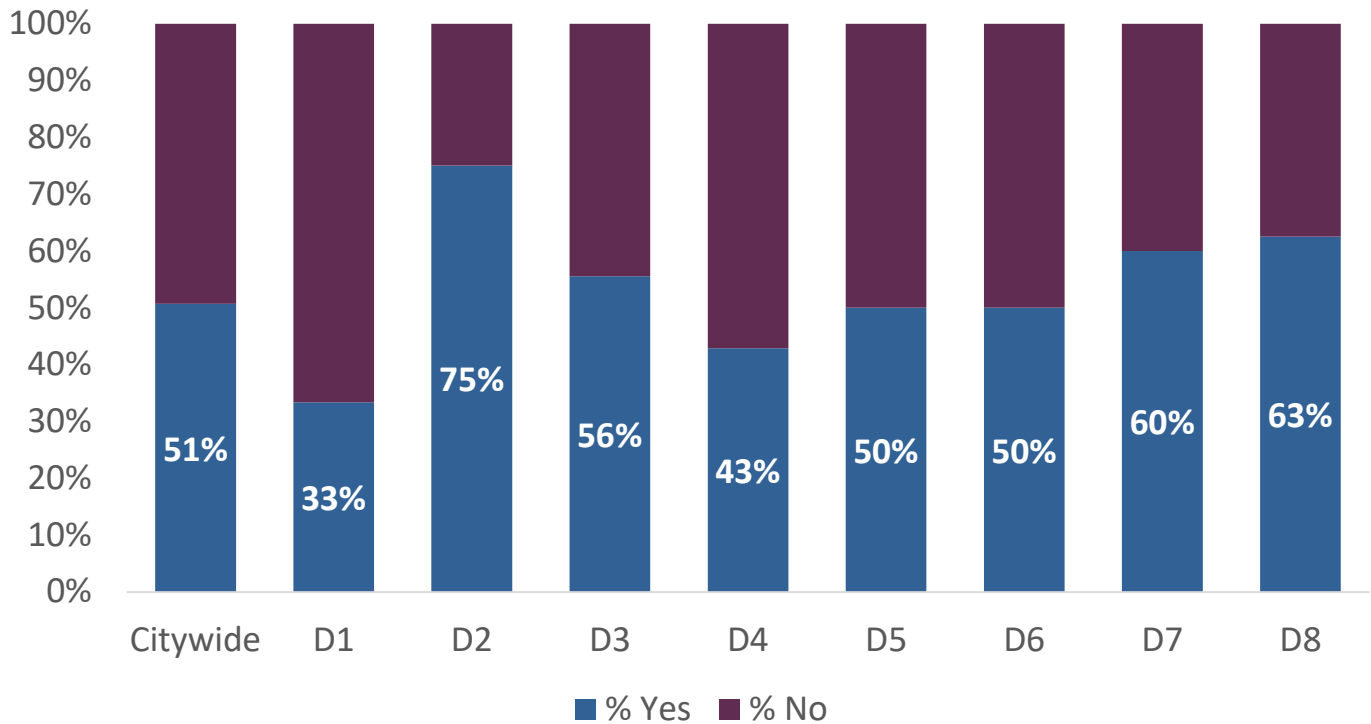
N = 71

Parks & Recreation

South Phoenix Youth Center Improvements: \$3.2 million

Renovate the South Phoenix Youth Center. Needs include repair roof, ADA improvements, flooring replacement to avoid trip hazards, restroom renovations, stage renovation (lighting, floor, curtains, audio), basketball and sand volleyball court repairs, ramada, natural shade installation, irrigation replacement, lighting, and parking lot repairs.

(5245 S. 7th Street)

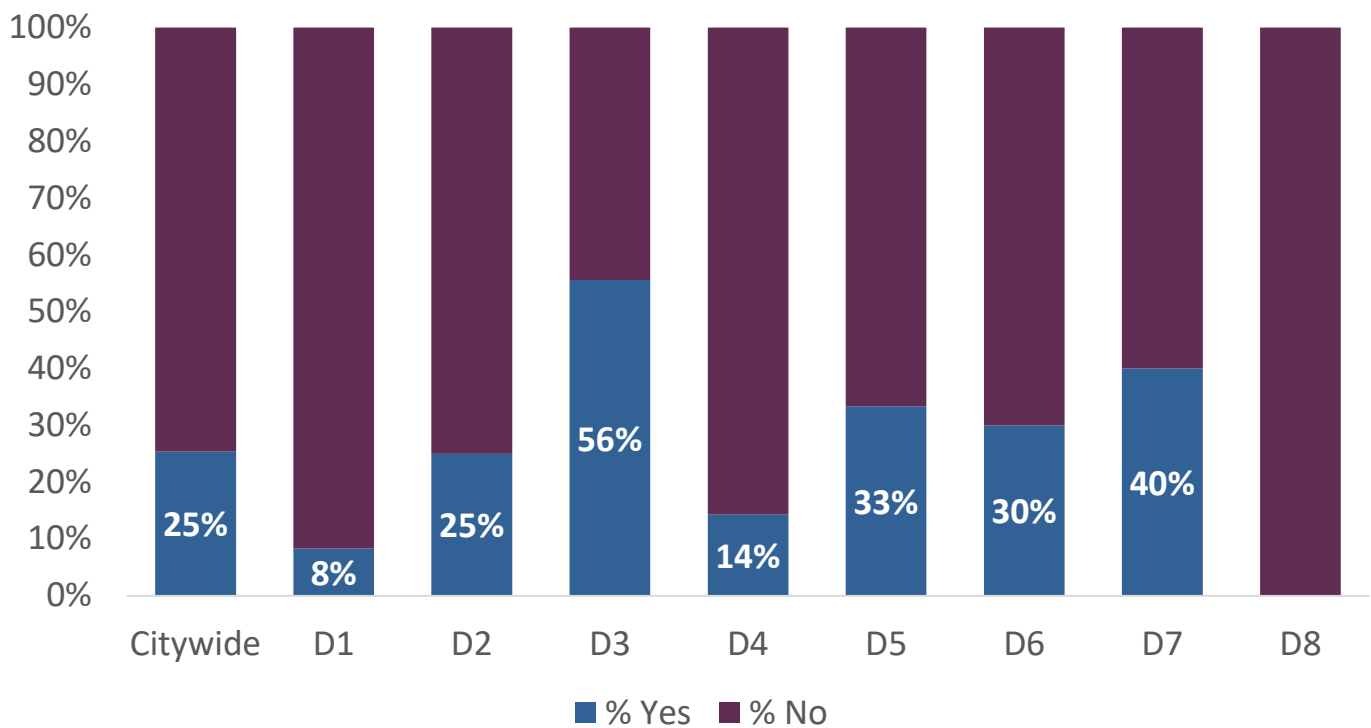


N = 71

Parks & Recreation

Telephone Pioneers of America Park Recreation Center Improvements: \$2.7 million

Renovate the recreation center at Telephone Pioneers of America Park. Reconfigure doors and entrances, improve flooring and update restroom facilities to comply with ADA standards, replace fire suppression and intrusion alarm systems, reconfigure landscaping to eliminate roof access, replace deteriorating cabinets and workstations, and upgrade interior and exterior lighting.
(1946 W. Morningside Drive)

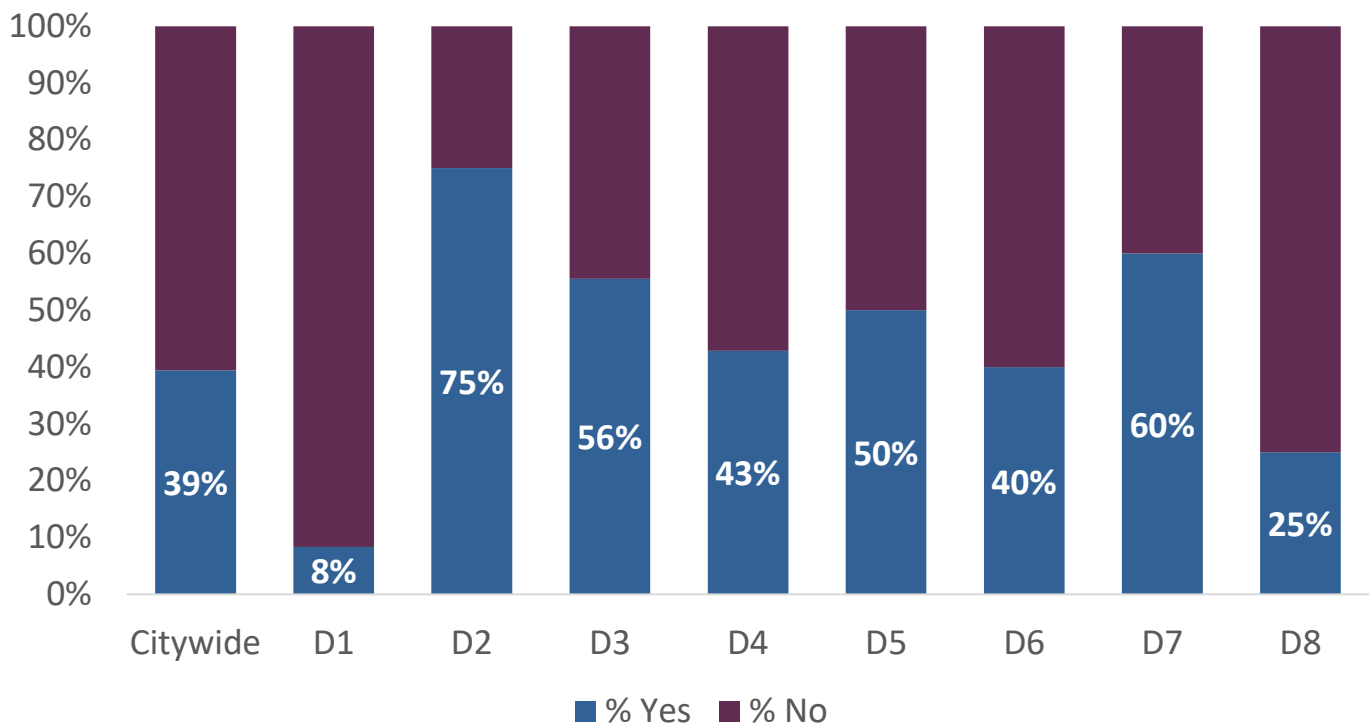


N = 71

Parks & Recreation

Washington Activity Center Renovations: \$3.6 million

Renovate the Washington Activity Center. Needs include replacing the aging intrusion alarm system, repairing damaged classroom ceilings, walls and built-in cabinets, restroom renovations, replacing aging exterior security doors throughout the center and auditorium building, and upgrading lighting.
(2240 W. Citrus Way)



N = 71



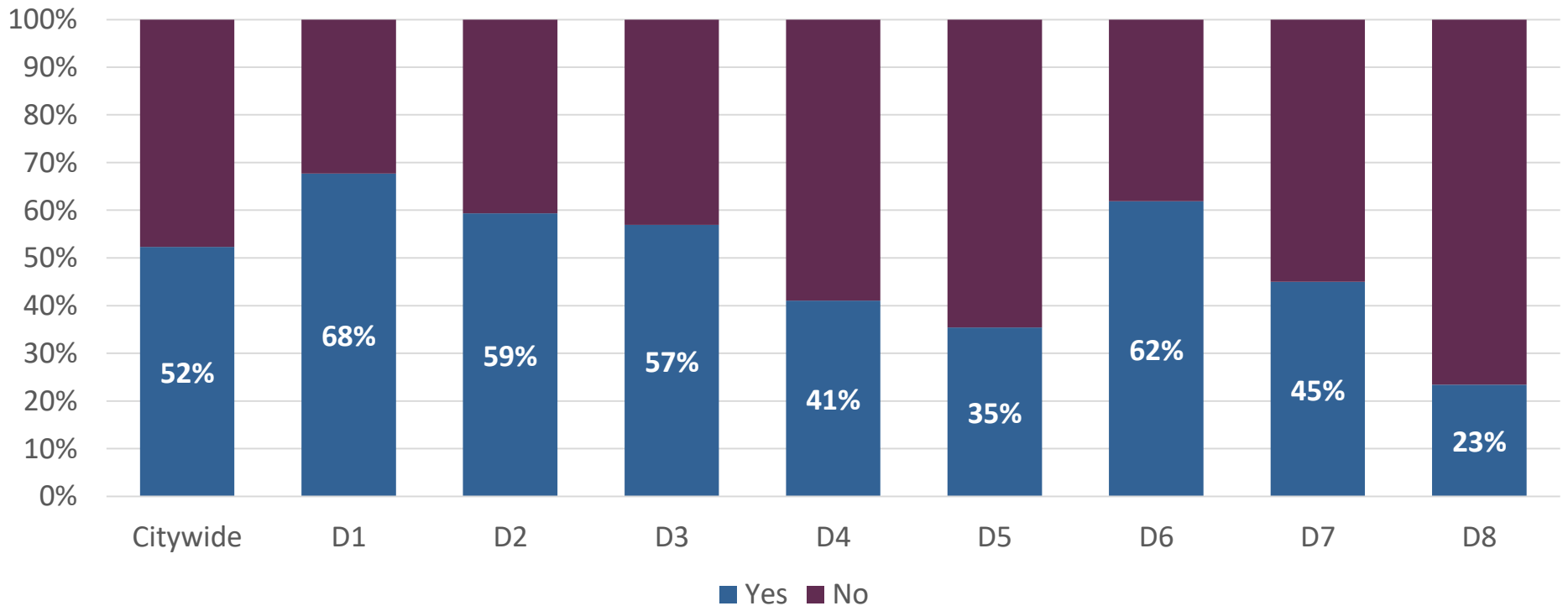
Parks & Recreation

Comments:

1. J. Coughlin (District 1) expressed support to fund the Harmon Park Regional Pool and stated the pools would be more important than the splash pads. Ms. Coughlin also supported funding for the Maryvale Park Regional Pool and Two Splash Pad Sites, proposing a reduction to the water playground and emphasizing the importance of swimming lessons and shade structure.

Public Safety

The percent of residents indicating “yes” or “no” for the Public Safety category, by district

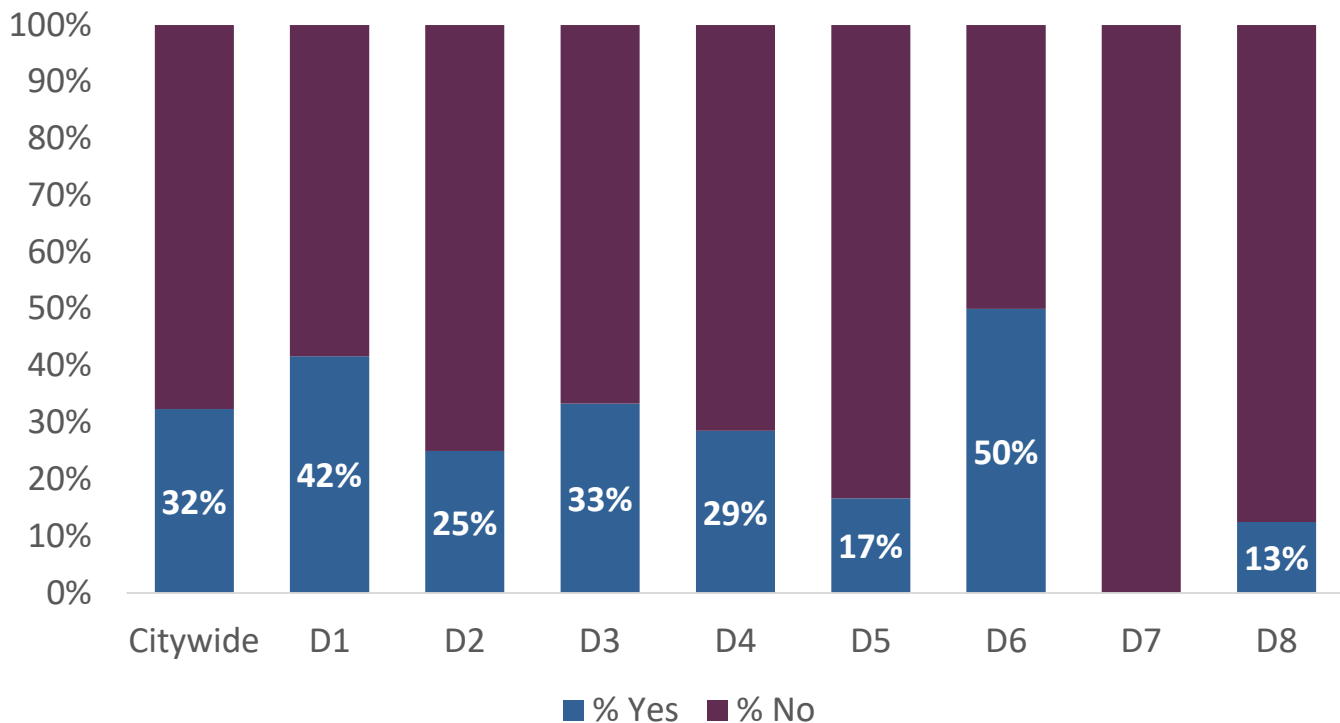


number of submissions (N) = 71

Public Safety

Cactus Park Precinct & Northern Command Center Relocation: \$49.5 million

Relocate the Cactus Park Police Precinct and Northern Command Center. Acquire 10 acres in a suitable location. Construct the following facilities: 13,225 square foot precinct with a community room, 12,136 square foot Traffic Bureau structure, motorcycle garage, and vehicle shop with an attached firearm training facility. Install solar covered parking. Demolish the existing precinct facility.

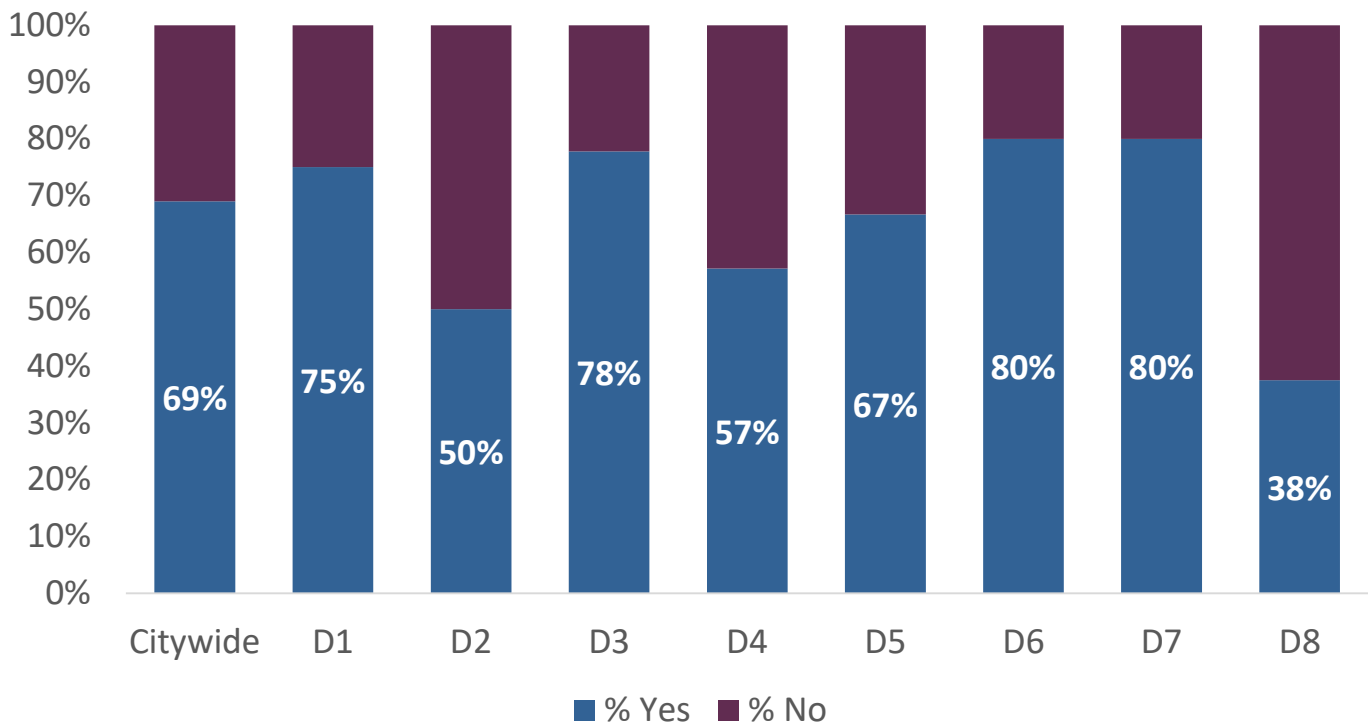


N = 71

Public Safety

Fire Station 13/Community Assistance Program: \$21.7 million

Replace and upgrade Fire Station #13. Acquire three acres of land in the vicinity of 44th Street and Thomas Road. Construct a new 18,000 square foot, 4-bay fire station to support additional emergency response personnel and equipment. Acquire 2 new apparatus (1 pumper and 1 rescue vehicle). The existing fire station building will be retained and utilized to support the Community Advocacy Program. (44th Street and Thomas)

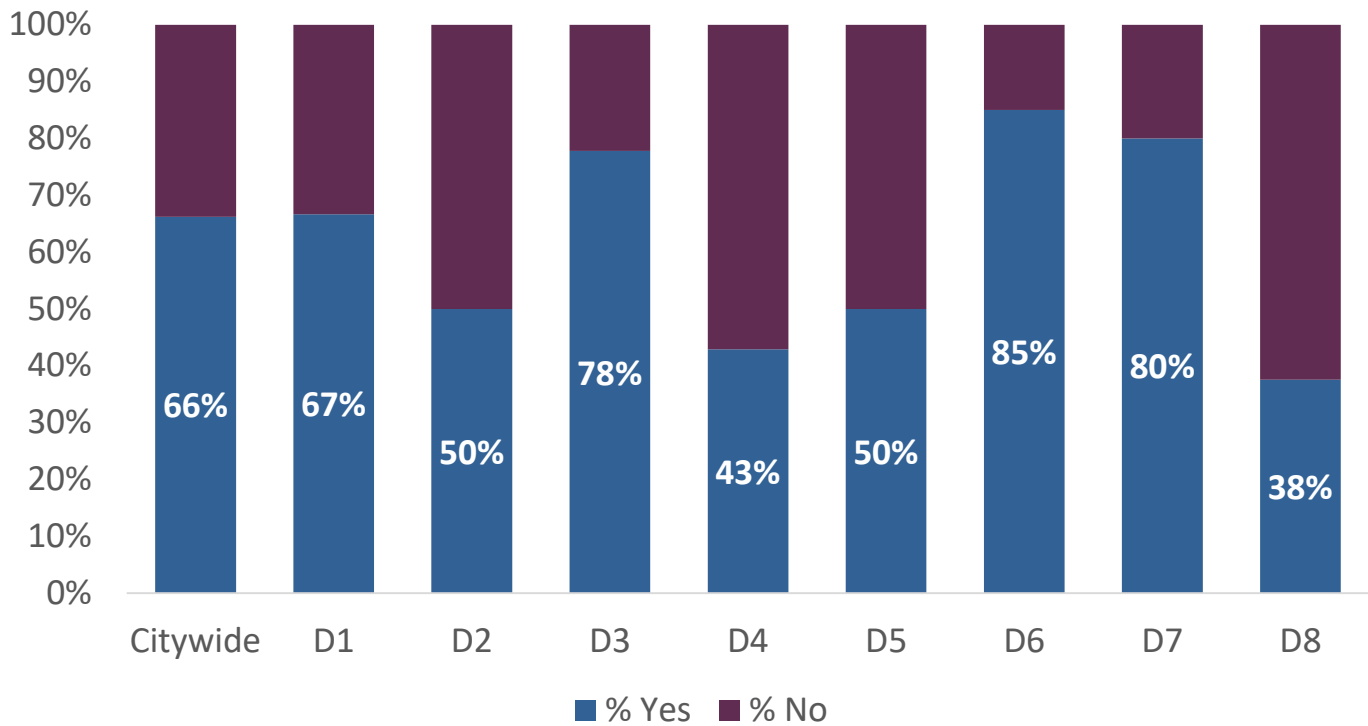


N = 71

Public Safety

Fire Station 15/Community Assistance Program: \$21.4 million

Replace and upgrade Fire Station #15. Acquire 3 acres of land in the vicinity of 45th Avenue and Camelback Road. Construct a new 18,000 square foot, 4-bay fire station to support additional emergency response personnel and equipment. Acquire 2 new apparatus (1 pumper and 1 rescue vehicle). The existing fire station building will be retained and utilized to support the Community Advocacy Program. (43rd Avenue and Camelback)

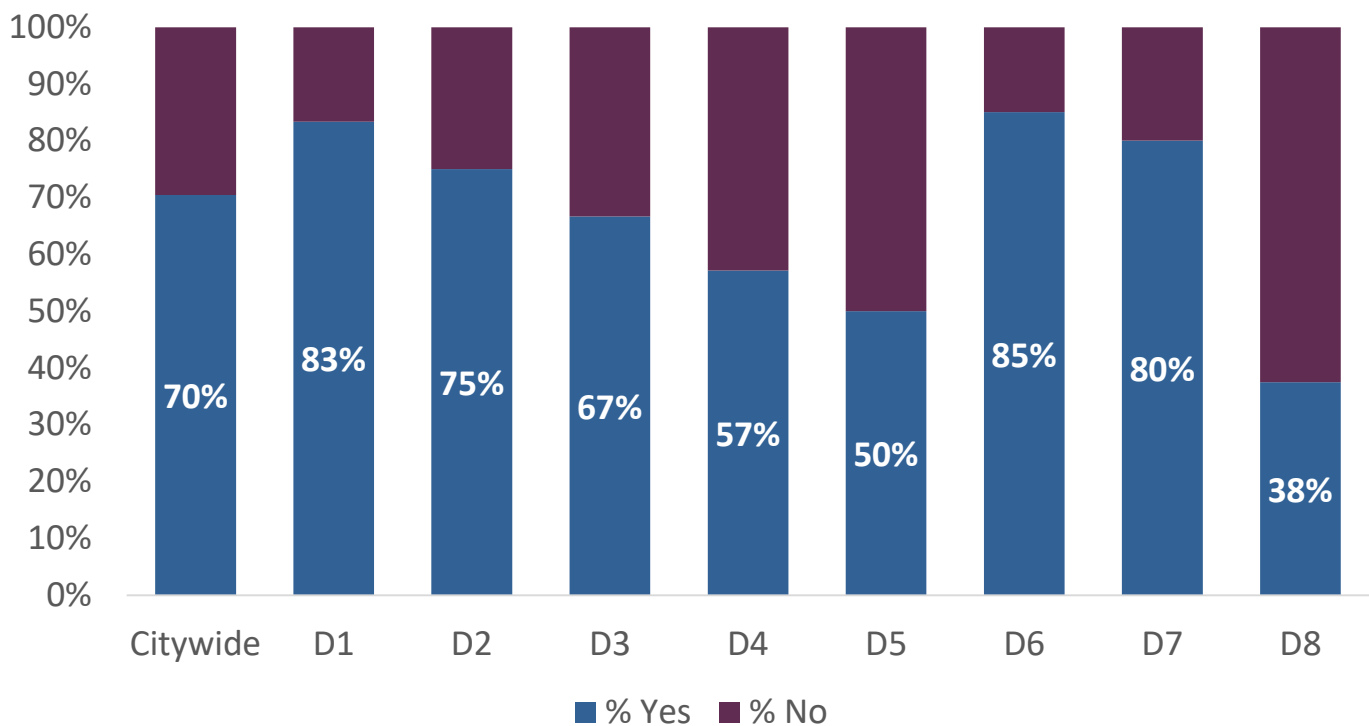


N = 71

Public Safety

Fire Station 51: \$18.5 million

Construct new Fire Station #51. Acquire three acres of land in the vicinity of 51st Avenue and SR303. Construct a new 20,000 square foot, five-bay fire station. Acquire five new fire apparatus (one ladder, one ladder tender, one pumper, one hazardous material support vehicle and one rescue vehicle), as well as one new battalion chief vehicle. (51st Avenue and SR-303)

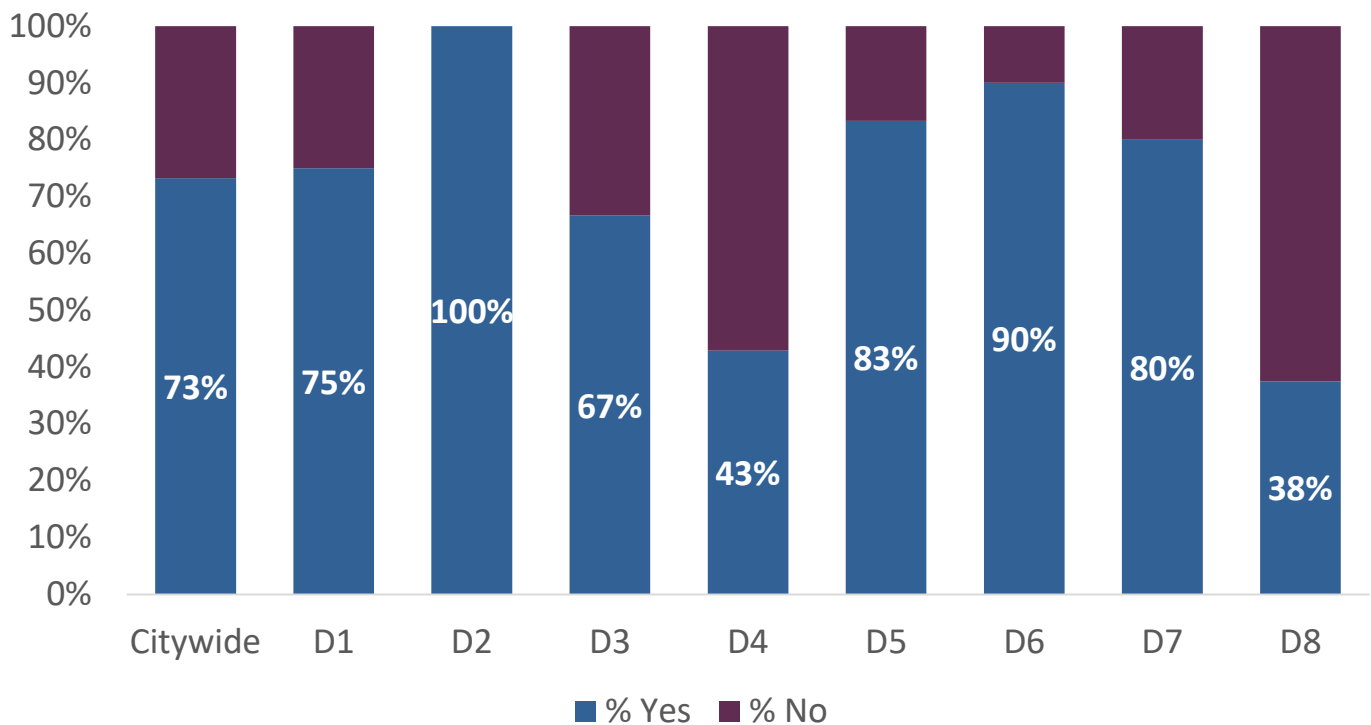


N = 71

Public Safety

Fire Station 7/Community Assistance Program: \$21.4 million

Replace and upgrade Fire Station #7. Acquire three acres of land in the vicinity of 4th Street and Hatcher Road. Construct a new 18,000 square foot, four-bay fire station to support additional emergency response personnel and equipment. Acquire two new apparatus (one pumper and one rescue vehicle). The existing fire station building will be retained and utilized to support the Community Advocacy Program.
(4th Street and Hatcher)

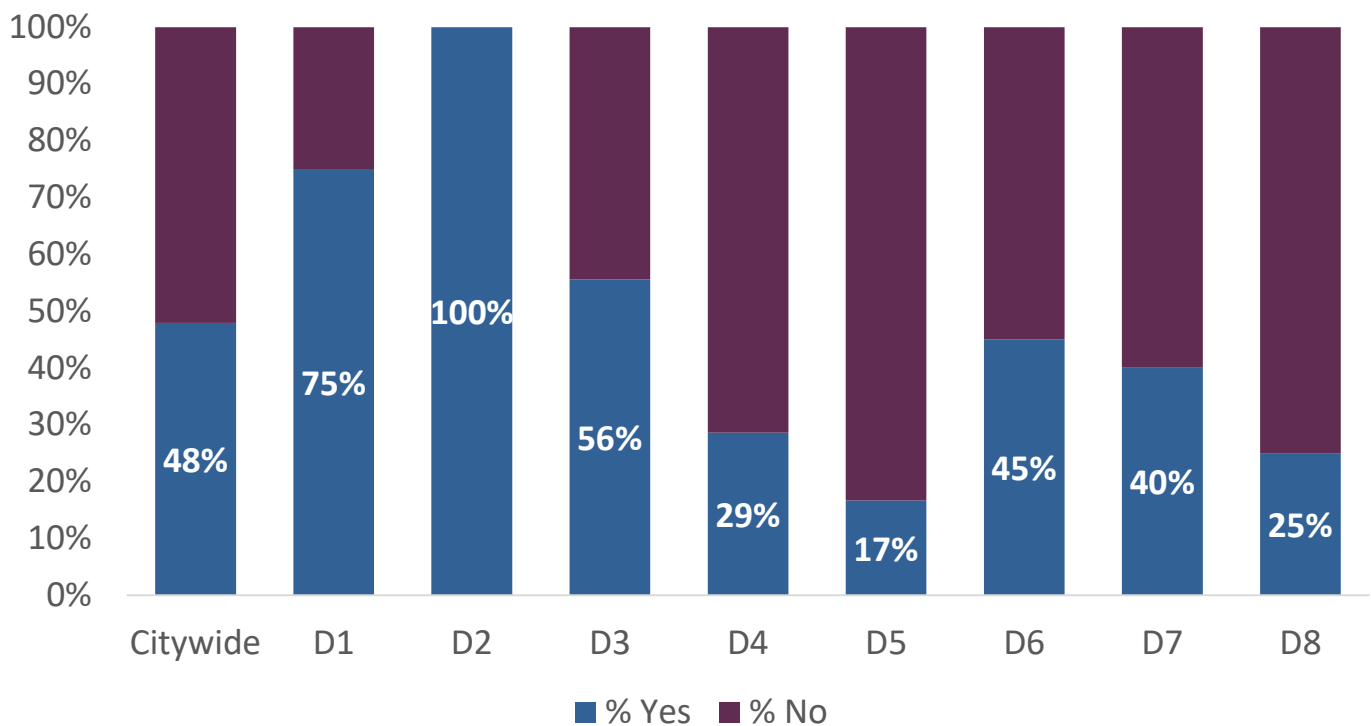


N = 71

Public Safety

Maryvale Police Precinct Renovations: \$3 million

Renovate and update the Maryvale Police Precinct.
(6180 W. Encanto Boulevard)

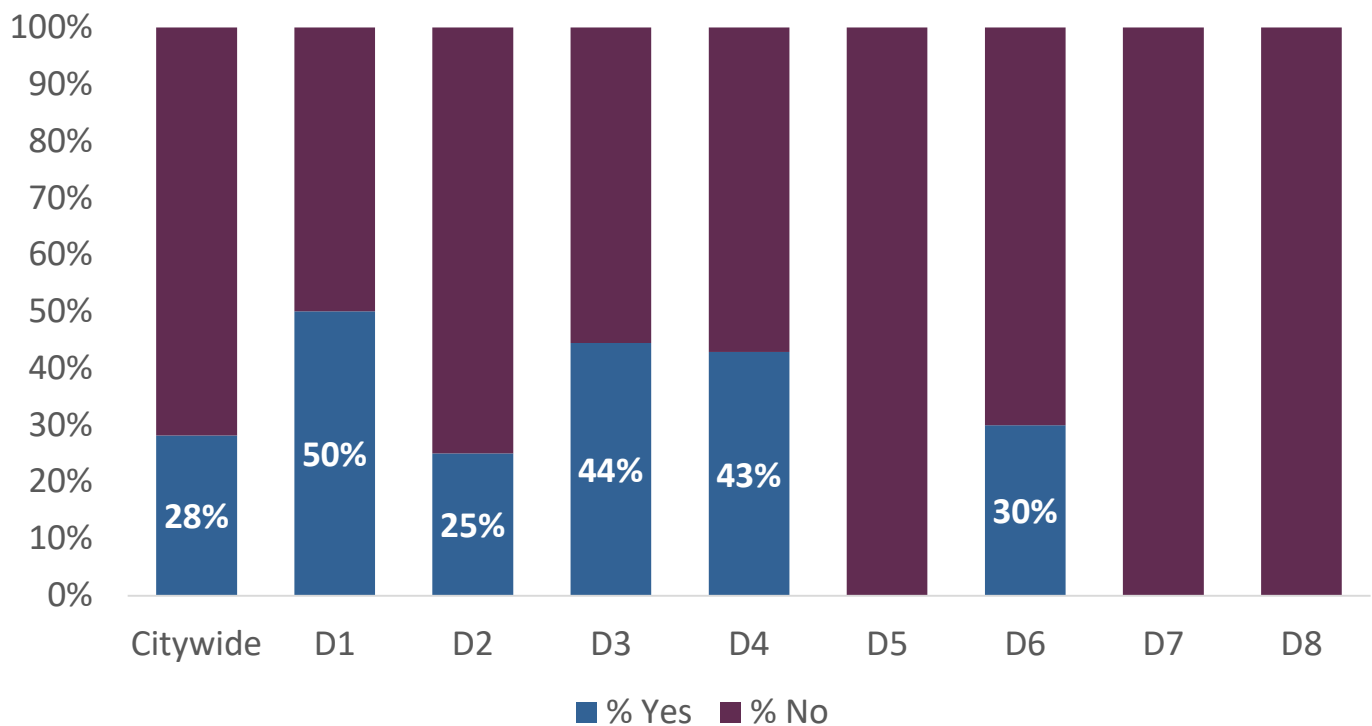


N = 71

Public Safety

Police Driver Training - Track Expansion and Repair - Phase 1: \$13.8 million

Construct an additional police driver training track, and repair the existing track to new condition.
(8645 W. Broadway Road)

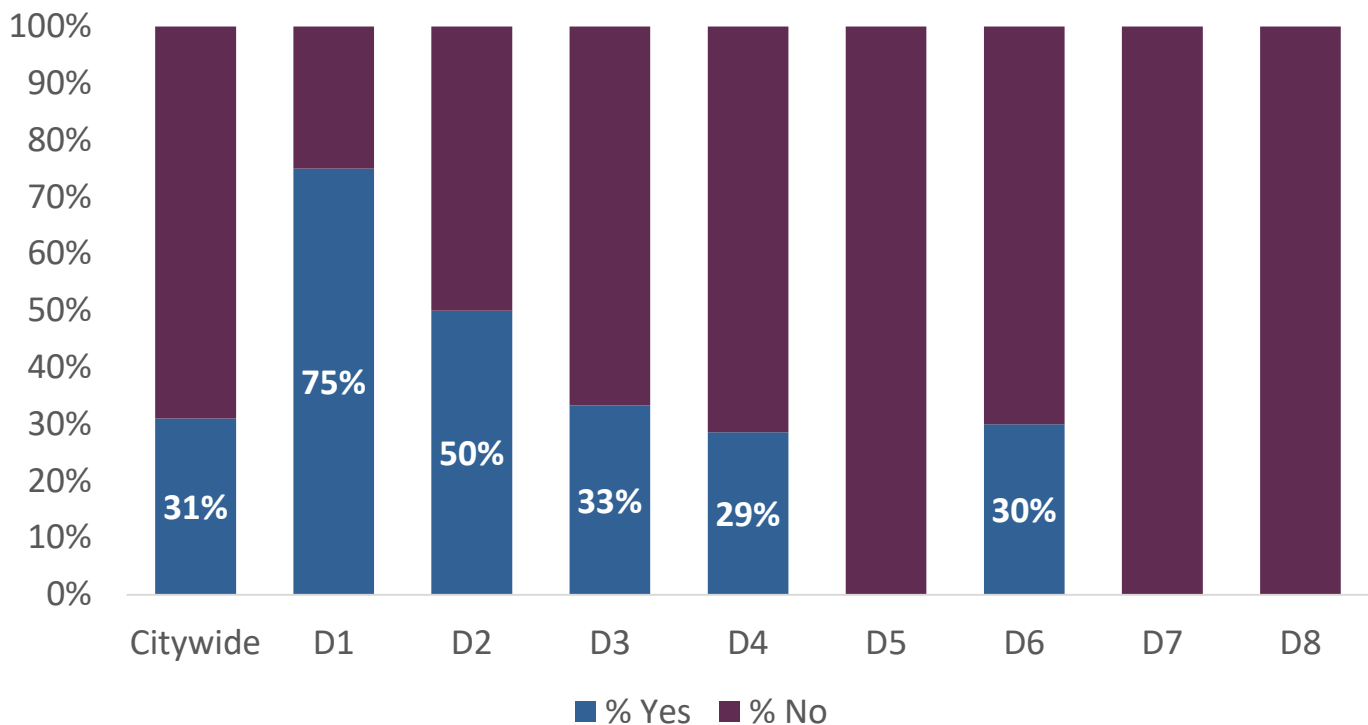


N = 71

Public Safety

Police Property Management Warehouse Renovation: \$9 million

Renovate the Police Property Management Warehouse and secure the property for vehicle evidence currently stored at a different location. Construct a 1,600 square foot administrative building for the vehicle lot. Update and improve aging evidence preservation and storage equipment and spaces to optimize space utilization and provide a visitor lobby.
(100 E. Elwood Street)



N = 71



Public Safety

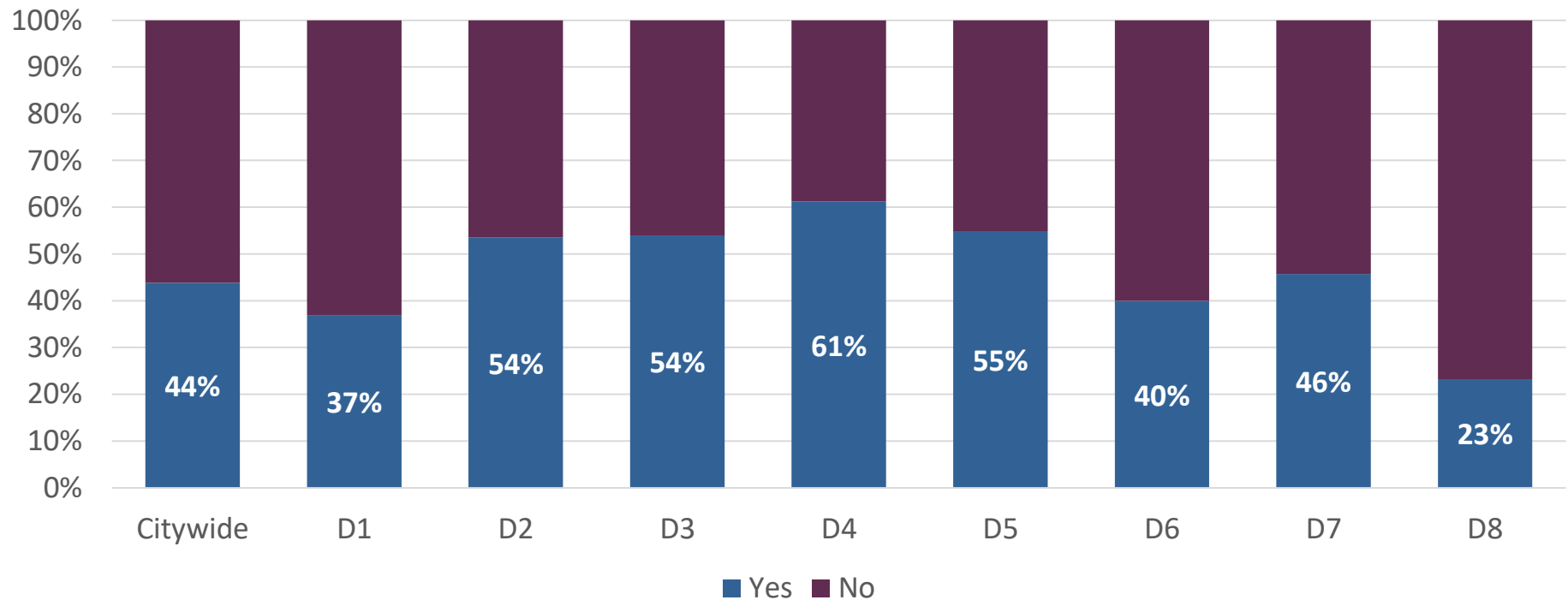
Comments:

1. Bob Carr (District 7) opposed funding the expansion and repair of the Police Driver Training Track and proposed using readily available public spaces, such as the Phoenix International Raceway or South Mountain Park for training. (July 2022)
2. Dave Eichelman (District 3) opposed funding renovations of the Maryvale Police Precinct, explaining he would like to see concrete Police reforms before funding the department's projects. (July 2022)
3. Jennifer Purdon (District 5) stated she would support funding the Cactus Park Precinct & Northern Command Center Relocation at a lower cost. (July 2022)
4. Marshall Zeable (District 1) supported funding for Fire Station 7/Community Assistance Program and proposed utilizing city park property for new fire stations to address growth and improve fire station coverage.



Streets & Storm Drainage

The percent of residents indicating “yes” or “no” for the Streets & Storm Drainage category, by district

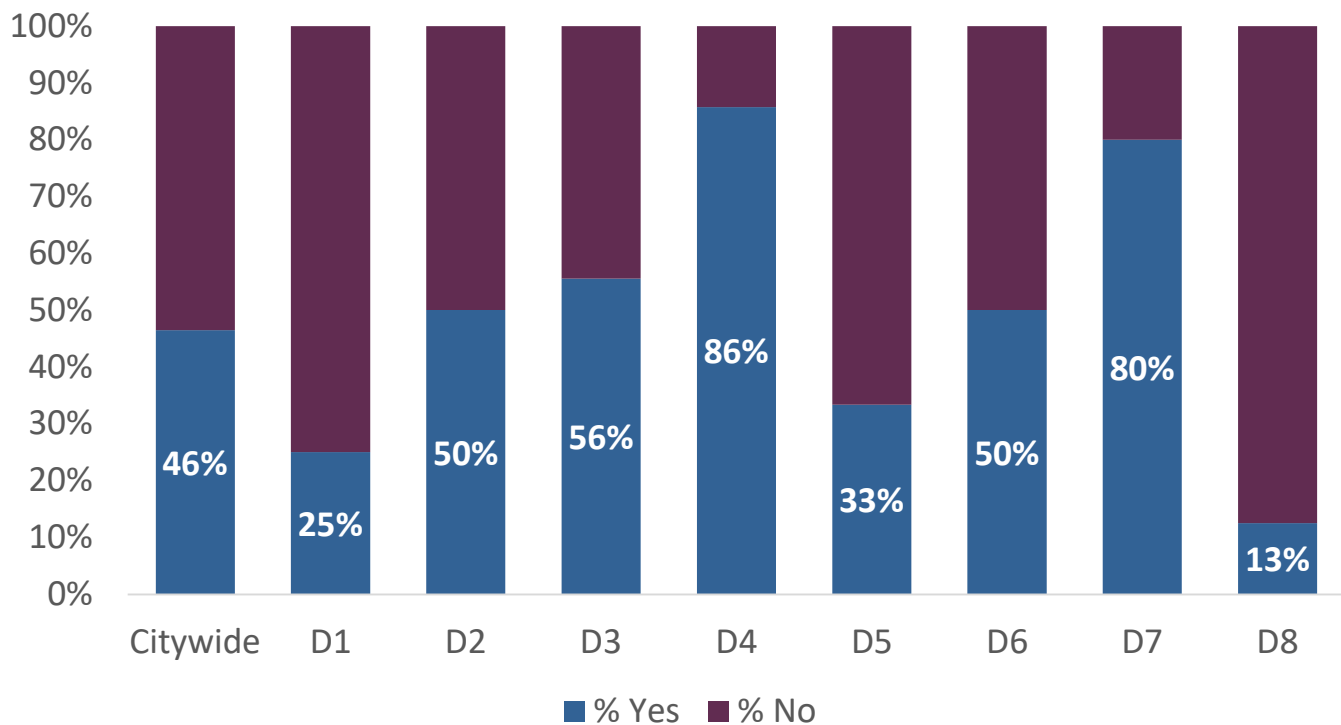


number of submissions (N) = 71

Streets & Storm Drainage

Equity Based Transportation Mobility - T2050 Mobility
Implementation: \$20.2 million

Design and construct recommended mobility improvements including curb, gutter, sidewalk, ADA ramps, streetlights, traffic calming, safe HAWK crossings, traffic signals, and tree/shade landscaping. Low Impact Development and Green Infrastructure may be considered in the design of these projects.

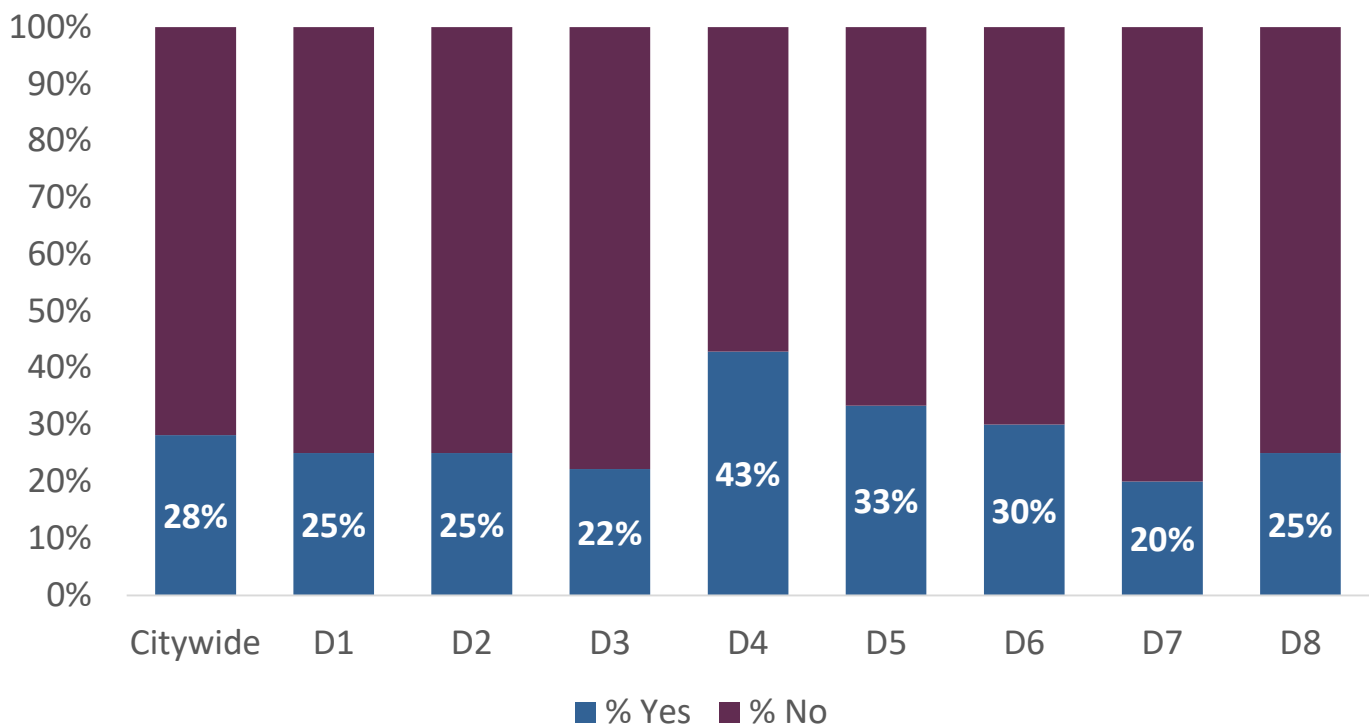


N = 71

Streets & Storm Drainage

Hohokam Drainage Program: \$27.7 million

Implement the Hohokam Area Drainage Master Plan that was prepared in collaboration with the Flood Control District of Maricopa County. Design and construct a series of storm sewer drainage basins and pipes that extends the storm drainage system in the area south of Baseline Road to Dobbins Road, and 14th Street to 21st Street.
 (Baseline Road to Dobbins Road & 14th street to 21st Street)

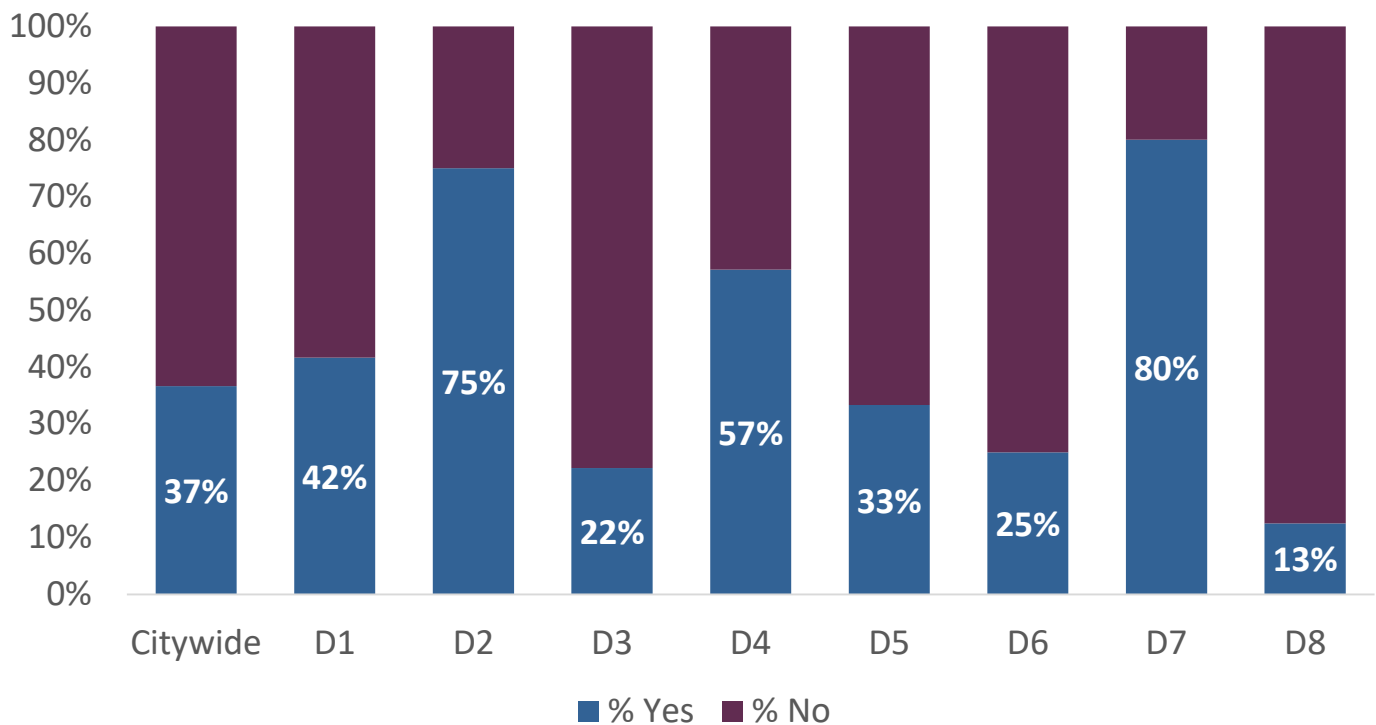


N = 71

Streets & Storm Drainage

Laveen Flood Mitigation Projects: \$11.9 million

Implement drainage mitigation options to reduce flood impacts in four areas of Laveen. These projects were recommended in the 2022 Laveen Area Drainage Feasibility Study.
(Various)

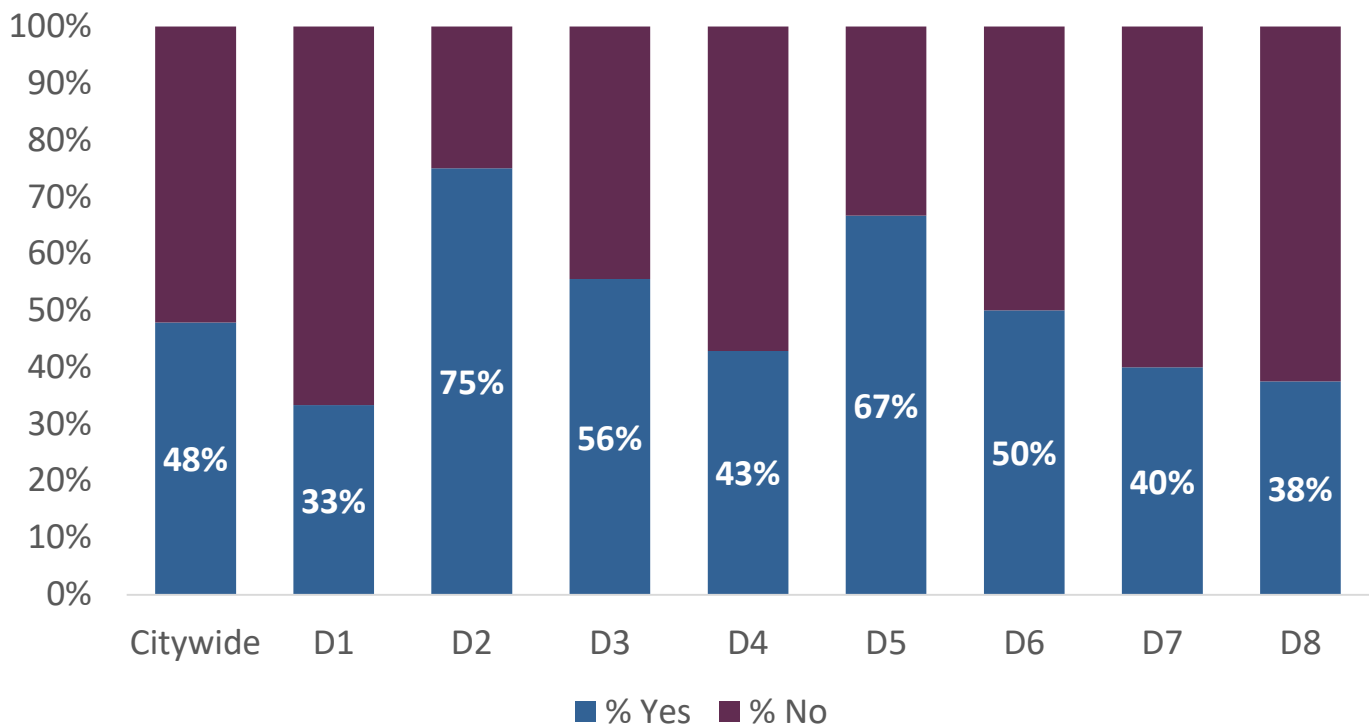


N = 71

Streets & Storm Drainage

Neighborhood Traffic Mitigation: \$12 million

Implement a resident-driven process to install traffic calming devices on residential streets including speed humps, speed cushions, traffic circles, diverters and other hardscape elements.
(Citywide)



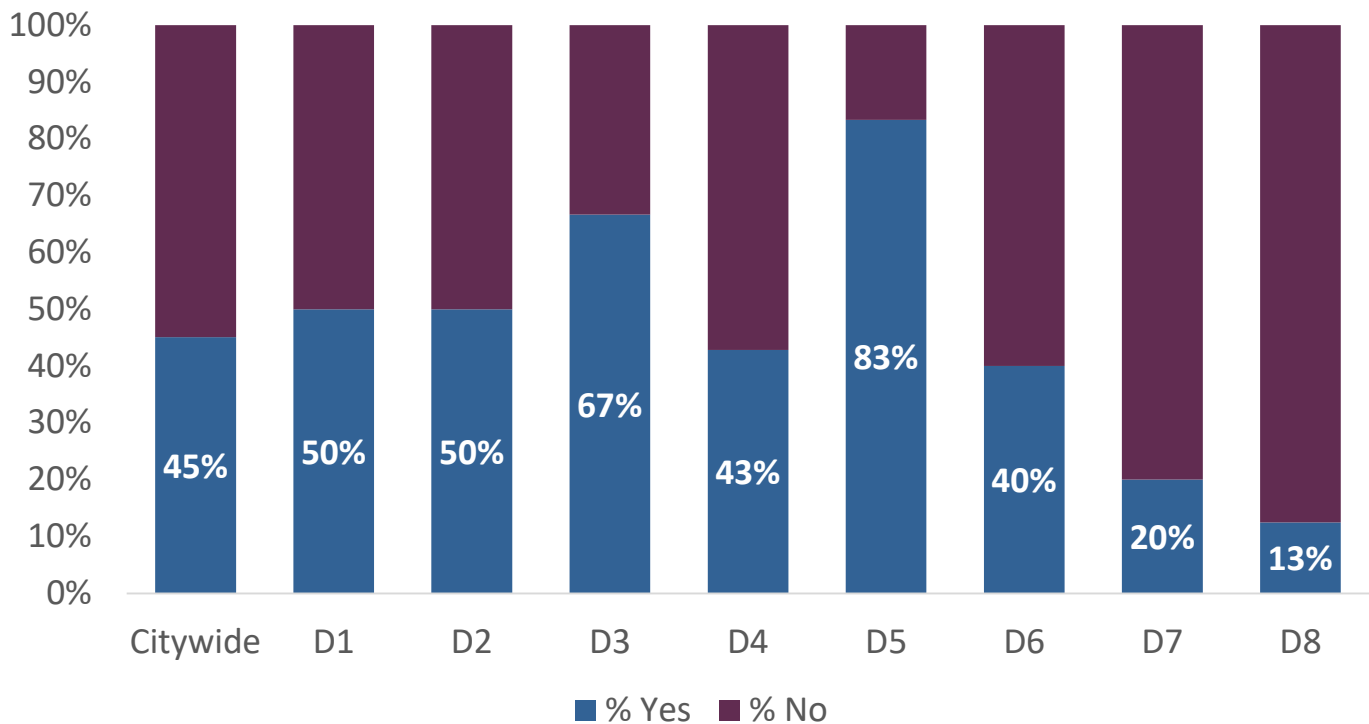
N = 71



Streets & Storm Drainage

Pavement Maintenance Supplement: \$35.4 million

Supplement the Accelerated Pavement Maintenance Program by extending the neighborhood street mill and overlay program for an additional five years at an estimated \$1 million per residential quarter section.
(Citywide)



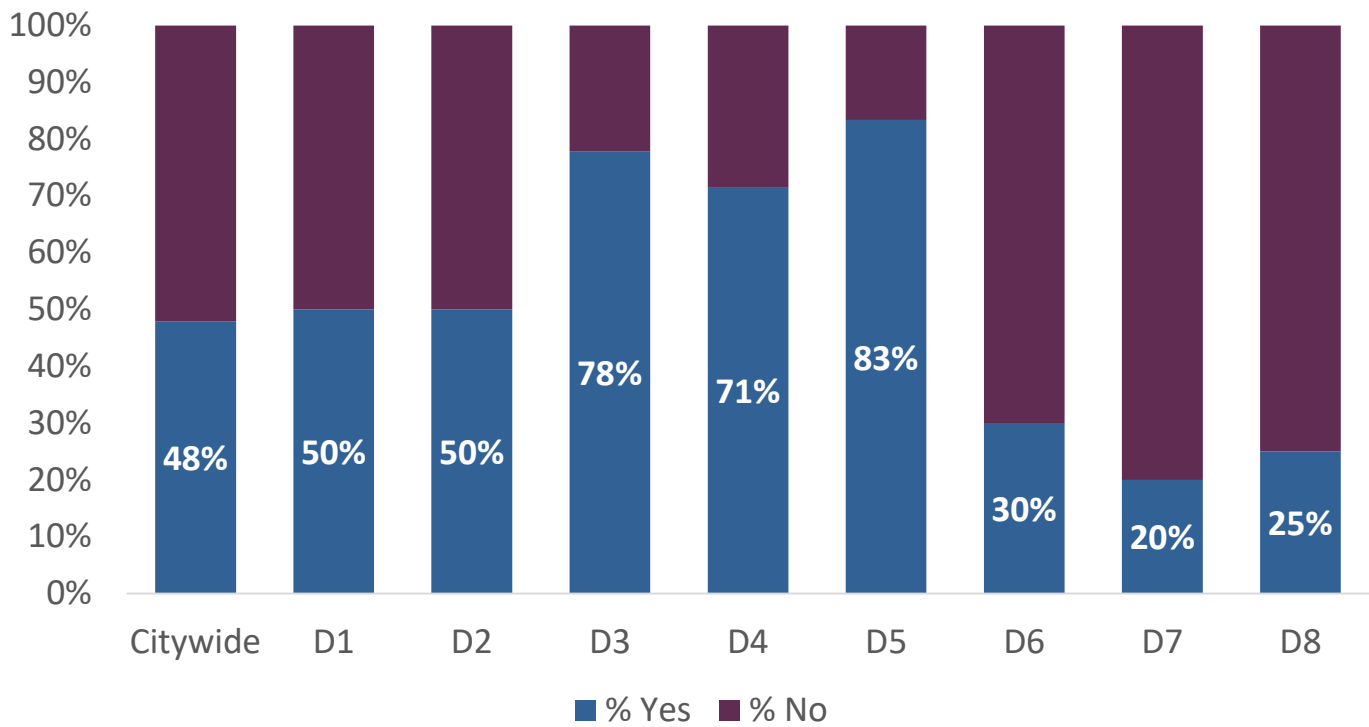
N = 71

Streets & Storm Drainage

Storm Drain Replacement Program: \$28.3 million

Replace deteriorating metal storm drain pipe with new reinforced concrete pipe. Approximately one to two miles of pipe would be replaced each year.

(Various)



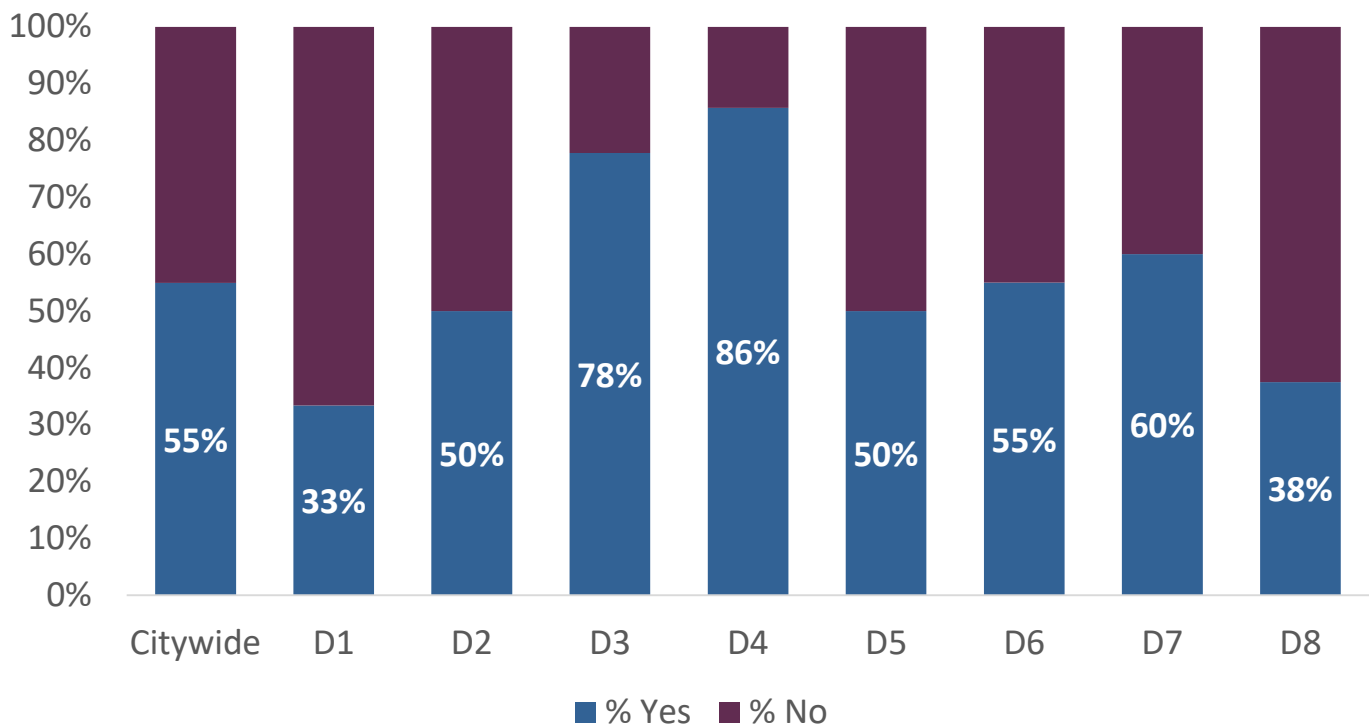
N = 71

Streets & Storm Drainage

Vision Zero Implementation: \$25.2 million

Supplement the Council-approved Road Safety Action Plan and leverage various Federal funding opportunities toward becoming a Vision Zero city. Identify, design, and implement roadway safety countermeasures that address locations and behaviors related to fatal and serious injury accidents.

(Citywide)



N = 71



Streets & Storm Drainage

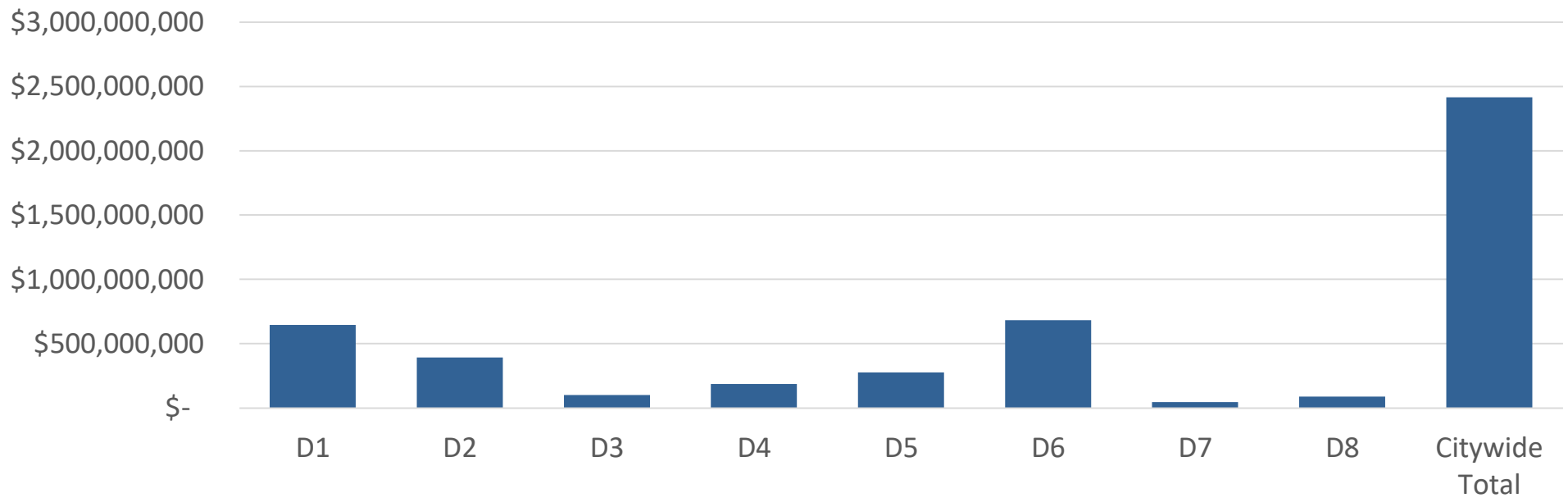
Comments:

1. Dave Eichelman (District 3) supported funding for implementation of Equity Based Transportation Mobility and proposed pedestrian bridges or underpasses be built instead of High-Intensity Activated Crosswalk (HAWK) signals. Mr. Eichelman opposed Neighborhood Traffic Mitigation funding. As alternatives to speed bumps and traffic circles, he recommended implementing narrower roads with protected bike lanes, street parking with landscaping, and changes to traffic light timing to reduce driver speed. (July 2022)
2. Karen Gresham (District 6) supported funding for the Pavement Maintenance Supplement and Vision Zero Implementation, requesting expansion of cool pavement for heat mitigation and protected bike lanes. (July 2022)



Share Your GO Bond Ideas

The amount reallocated to build-your-own GO Bond ideas by district



	D1	D2	D3	D4	D5	D6	D7	D8	Citywide Total
Amount of Submissions	\$645,000,000	\$392,000,000	\$101,000,000	\$185,000,000	\$275,000,000	\$683,000,000	\$45,000,000	\$89,000,000	\$2,415,000,000
Number of Submissions	10	3	3	9	7	13	5	4	54
Number of Submitters	4	3	2	4	3	7	3	2	28



Share Your GO Bond Ideas

Comments:

1. Margaret Garcia (District 8) proposed funding for multifamily affordable housing with a neighborhood pool and produce market in the Garfield neighborhood (\$10M). Ms. Garcia also requested funding for a community solar fund to install solar panels in non-profit and low-income residential spaces (\$20M), as well as funding for social workers to respond to mental health calls (\$21M). (July 2022)
(Housing, Human Services & Homelessness - \$31M; Environment & Sustainability - \$20M)
2. Bob Carr (District 7) requested funding to improve public transit in West Phoenix, such as further expanding light rail or bus rapid transit, to connect neighborhoods to the airport and Downtown Phoenix (\$2M). (July 2022)
(Neighborhoods & City Services/Streets & Storm Drainage - \$2M)
3. Michelle Moses (District 2) requested more usable parks for children within city limits and expanding parks such as Los Olivos with larger play structures and more shade (\$28M). (July 2022)
(Parks & Recreation/Environment & Sustainability - \$28M)
4. Aaron Kane (District 4) requested additional funding for unspecified GO Bond priorities (\$90M). (July 2022)
5. Karen Gresham (District 6) proposed funding for affordable housing and to address homelessness (\$150M). Ms. Gresham also requested funding to address climate change and for heat mitigation measures such as shade trees, more green space, electric vehicle charging stations, lighter colored asphalt, and bike-friendly initiatives (\$150M). (July 2022)
(Housing, Human Services & Homelessness - \$150M; Environment & Sustainability - \$150M)



Share Your GO Bond Ideas

Comments, continued:

6. Stacie Beute (District 2) requested funding for affordable housing (\$344M). (July 2022)
(Housing, Human Services & Homelessness - \$344M)
7. Nick Tripoli (District 8) proposed investments in sheltering people experiencing homelessness and to address housing affordability in Phoenix (\$38M). (July 2022)
(Housing, Human Services & Homelessness - \$38M)
8. Mel Cameron (District 6) stated it would not make economic sense to replace capital projects that are still functional, and that more thought should go into upgrades for ADA compliance. Ms. Cameron opposed building new pools due to staffing shortages for existing pools. (July 2022)
(Neighborhoods & City Services; Parks & Recreation)
9. Jennifer Purdon (District 5) requested funding for Trap, Neuter, Return services for stray or feral cats in communities and improvements to facilities and staffing at Maricopa County Animal Care and Control (\$10M). Ms. Purdon also requested funding to improve educational services in Phoenix middle and high schools, including expansion of after school educational opportunities, home school assistance, and teacher recruitment (\$10M). (July 2022)
(Neighborhoods & City Services - \$10M; Housing, Human Services & Homelessness - \$10M)
10. Elizabeth Neilon (District 5) requested funding to create tree canopies along Phoenix streets and in neighborhoods, and to encourage businesses to use solar and reusable energy (\$10M) Ms. Neilon also proposed funding for indoor play spaces for children (\$10M).
(Environment & Sustainability - \$10M; Parks & Recreation - \$10M)



Share Your GO Bond Ideas

Comments, continued:

11. Jackson Modrak (District 4) requested funding to conserve and enhance historic neighborhoods, upgrade sidewalks on Roosevelt Row, and install and maintain trees and shade (\$10M).
(Neighborhoods & City Services; Streets & Storm Drainage; Environment & Sustainability - \$10M)
12. Kristie Carson (District 4) proposed a Light Rail Beautification Maintenance Fund for trees, benches, and desert adapted landscape, as well as funding for Willo and historic district residents to convert all-grass front yards to turf and other water conserving landscapes (\$2M).
(Neighborhoods & City Services; Environment & Sustainability - \$2M)
13. Dulce Arambula proposed the City partner with Source Co and procure a design team to provide water stations at bus stops throughout the city for all residents, including those who are unsheltered. Ms. Arambula also requested funding to fund two new housing facilities for those who are unsheltered, like those built in Los Angeles, as well as more Light Rail lines (\$20M).
(Neighborhoods & City Services; Housing, Human Services, and Homelessness - \$20M)
14. Joshua Klemm (District 6) proposed funding for more fire stations.
(Public Safety)
15. Sandra Bassett (District 7) requested funding to renovate and rehabilitate the Phoenix Center for the Arts, including a new roof, repairing structural cracks, HVAC, plumbing, water stains, faded paint, replacing aged and broken theatrical lighting and sound equipment, installing security infrastructure, installing a shade canopy, displaying new art installations, and replacing deteriorated flooring.
(Arts & Culture)



Share Your GO Bond Ideas

Comments, continued:

16. David Leibowitz requested funding for new fire engines (\$20M) and additional ambulances (\$20M) to improve response times.
(Public Safety - \$40M)
17. Dan Penton requested funding for a new Aquatic Park and Swim Center at Cesar Chavez Park (\$14M), new trailheads, ramadas, and facilities at South Mountain Park locations in Laveen (\$21M); and a new fire station and Community Assistance Program at 35th Avenue and Baseline Road.
(Parks & Recreation - \$35M; Public Safety)
18. Brandon Sunder requested additional funding for unspecified GO Bond priorities (\$150M).
19. Laura Bowling (District 3) requested funding to pave the wash located north of John Jacobs Elementary School (14421 N. 23rd Avenue) due to erosion and gopher tunnels (\$1M).
(Streets & Storm Drainage - \$1M)
20. Terry Klemm (District 6) requested funding for maintenance of fire stations, specifically Stations 20, 70, and 77 (\$18M).
(Public Safety - \$18M)
21. Emily M (District 2) proposed funding for more fire stations (\$20M).
(Public Safety - \$20M)